

Data Path : Z:\HPCHEM1\BNA_E\DATA\BE021815\
 Data File : BE089613.D
 Acq On : 18 Feb 2015 3:30
 Operator : TP/IZ
 Sample : SSTDICCC001
 Misc :
 ALS Vial : 6 Sample Multiplier: 1

Instrument :
 BNA_E
 LabSampleId :
 SSTDICCC001

Quant Time: Feb 18 05:39:31 2015
 Quant Method : Z:\HPCHEM1\BNA_E\METHODS\SIMPAH-BE021815.M
 Quant Title : ASP BNA STANDARDS FOR 5 POINT CALIBRATION
 QLast Update : Wed Feb 18 05:28:48 2015
 Response via : Initial Calibration

Internal Standards	R.T.	QIon	Response	Conc	Units	Dev(Min)
1) 1,4-Dichlorobenzene-d4	9.34	152	48036	5.00	ng	0.00
4) Naphthalene-d8	12.25	136	192045	5.00	ng	0.00
8) Acenaphthene-d10	16.42	164	92685	5.00	ng	0.00
13) Phenanthrene-d10	19.77	188	183123	5.00	ng	0.00
19) Chrysene-d12	23.66	240	185052	5.00	ng	0.00
25) Perylene-d12	25.34	264	158622	5.00	ng	0.00

System Monitoring Compounds	R.T.	QIon	Response	Conc	Units	Dev(Min)
5) Nitrobenzene-d5	10.61	82	8088	0.94	ng	0.00
9) 2-Fluorobiphenyl	14.88	172	25517	0.88	ng	0.00
21) Terphenyl-d14	22.30	244	26712	0.79	ng	0.00

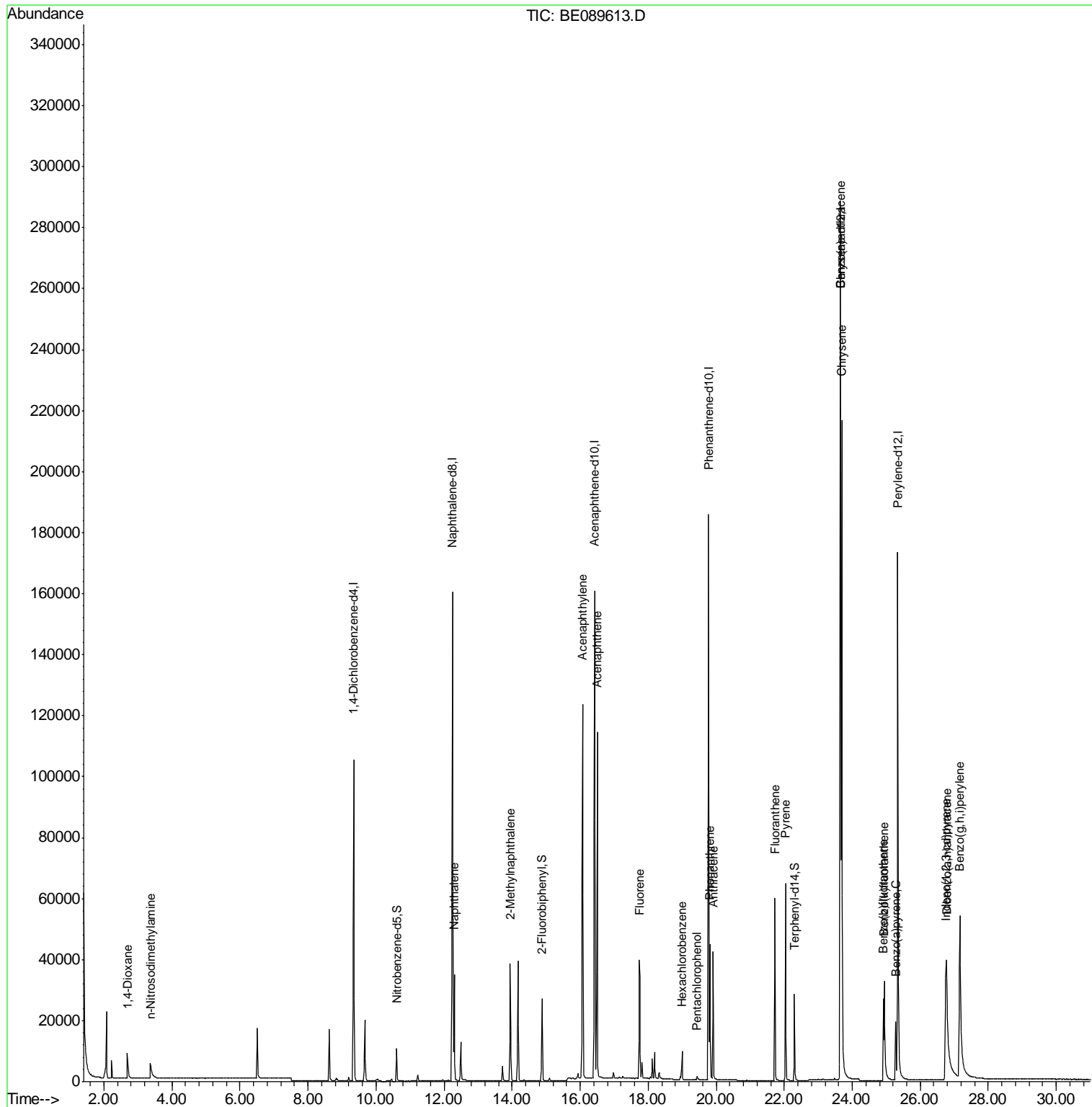
Target Compounds	R.T.	QIon	Response	Conc	Units	Qvalue
2) 1,4-Dioxane	2.69	88	5878	0.93	ng	100
3) n-Nitrosodimethylamine	3.36	42	5777	0.93	ng	100
6) Naphthalene	12.30	128	43580	0.92	ng	100
7) 2-Methylnaphthalene	13.95	142	26625	0.88	ng	100
10) Acenaphthylene	16.07	152	153852	0.89	ng	100
11) Acenaphthene	16.50	154	24737	0.88	ng	100
12) Fluorene	17.74	166	28604	0.90	ng	100
14) Hexachlorobenzene	19.00	284	7926	0.83	ng	100
15) Pentachlorophenol	19.44	266	1116	0.39	ng	100
16) Phenanthrene	19.82	178	45063	0.84	ng	100
17) Anthracene	19.91	178	38690	0.88	ng	100
18) Fluoranthene	21.72	202	42779	0.94	ng	100
20) Pyrene	22.04	202	46977	0.83	ng	100
22) Benzo(a)anthracene	23.64	228	160253	0.86	ng	100
23) Chrysene	23.69	228	183095	0.84	ng	100
24) Indeno(1,2,3-cd)pyrene	26.75	276	124936	0.79	ng	100
26) Benzo(b)fluoranthene	24.91	252	24247	0.78	ng	100
27) Benzo(k)fluoranthene	24.94	252	47813	0.94	ng	100
28) Benzo(a)pyrene	25.28	252	24509	0.81	ng	100
29) Dibenzo(a,h)anthracene	26.78	278	24162	0.79	ng	100
30) Benzo(g,h,i)perylene	27.16	276	116668	0.78	ng	100

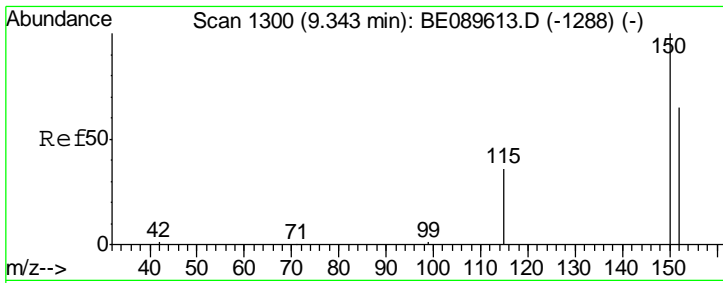
(#) = qualifier out of range (m) = manual integration (+) = signals summed

Data Path : Z:\HPCHEM1\BNA_E\DATA\BE021815\
 Data File : BE089613.D
 Acq On : 18 Feb 2015 3:30
 Operator : TP/IZ
 Sample : SSTDICCC001
 Misc :
 ALS Vial : 6 Sample Multiplier: 1

Instrument :
 BNA_E
 LabSampleId :
 SSTDICCC001

Quant Time: Feb 18 05:39:31 2015
 Quant Method : Z:\HPCHEM1\BNA_E\METHODS\SIMPAH-BE021815.M
 Quant Title : ASP BNA STANDARDS FOR 5 POINT CALIBRATION
 QLast Update : Wed Feb 18 05:28:48 2015
 Response via : Initial Calibration

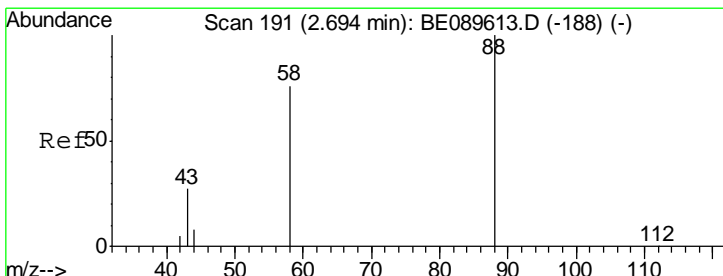
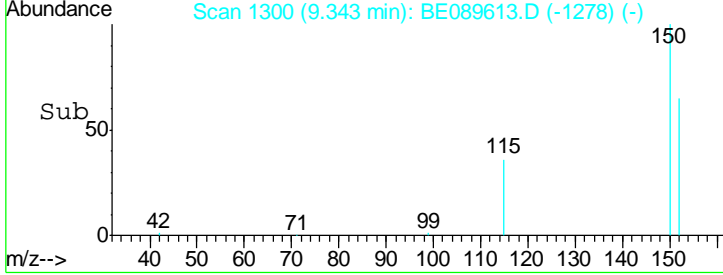
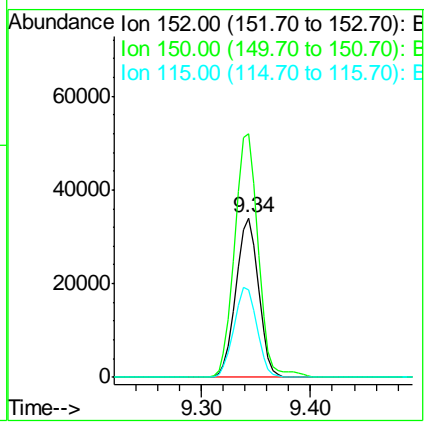
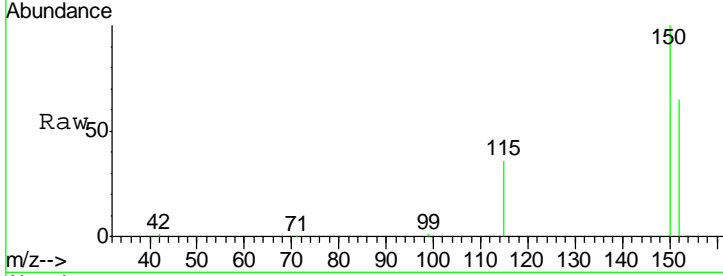




#1
 1,4-Dichlorobenzene-d4
 Concen: 5.00 ng
 RT: 9.34 min Scan# 1300
 Delta R.T. 0.00 min
 Lab File: BE089613.D
 Acq: 18 Feb 2015 3:30

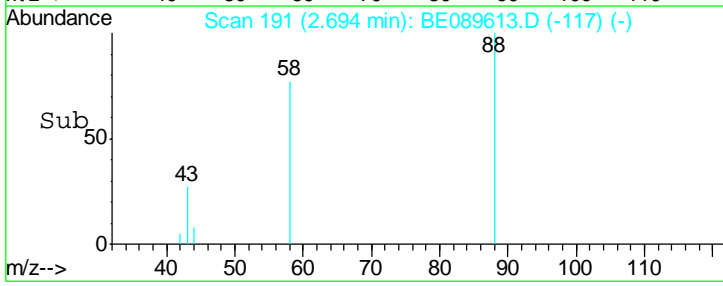
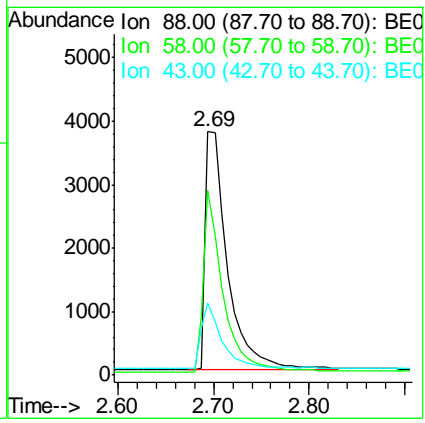
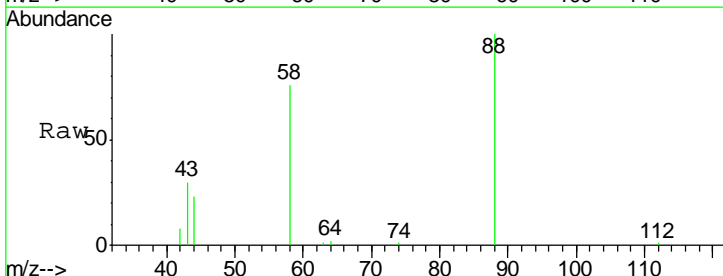
Instrument :
 BNA_E
LabSampleId :
 SSTDICC001

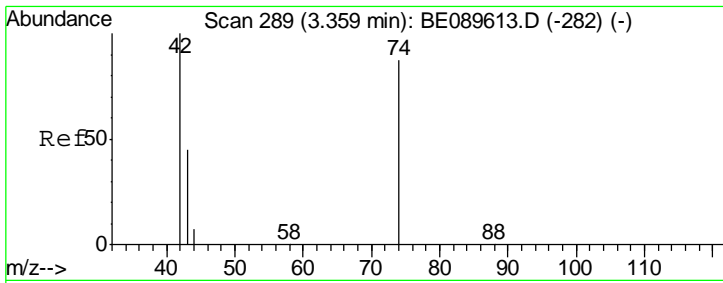
Tgt Ion	Resp	Lower	Upper
152	48036		
150	153.0	122.4	183.6
115	55.2	44.2	66.2



#2
 1,4-Dioxane
 Concen: 0.93 ng
 RT: 2.69 min Scan# 191
 Delta R.T. 0.00 min
 Lab File: BE089613.D
 Acq: 18 Feb 2015 3:30

Tgt Ion	Resp	Lower	Upper
88	5878		
58	68.2	54.6	81.8
43	25.7	20.6	30.8

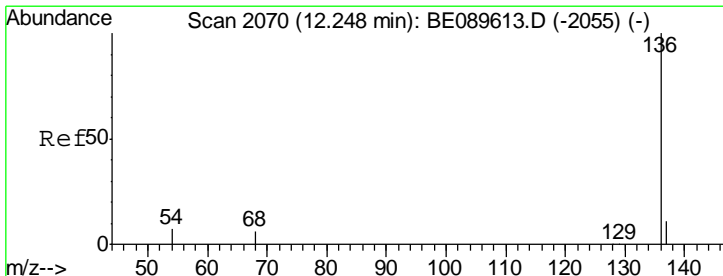
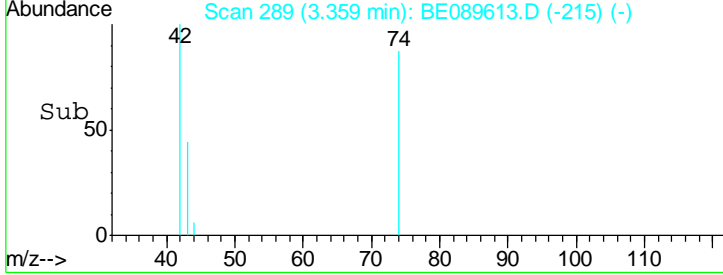
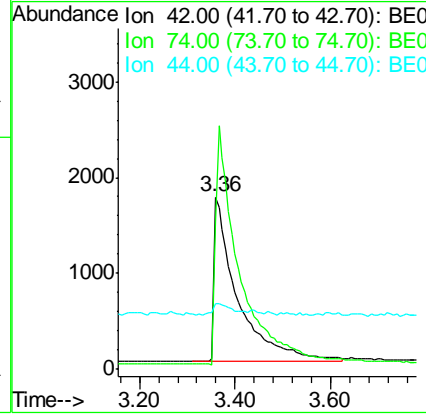
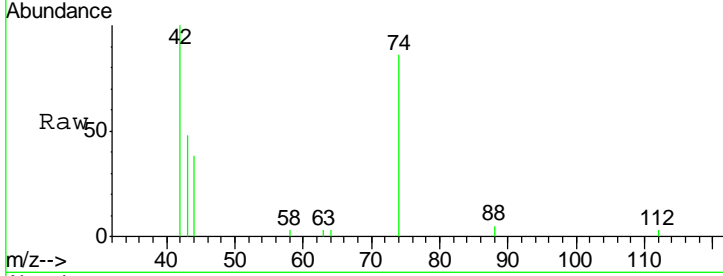




#3
 n-Nitrosodimethylamine
 Concen: 0.93 ng
 RT: 3.36 min Scan# 289
 Delta R.T. 0.00 min
 Lab File: BE089613.D
 Acq: 18 Feb 2015 3:30

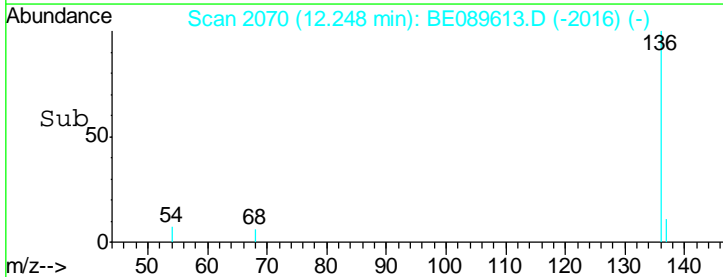
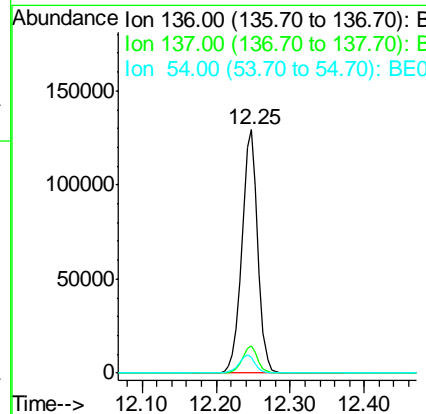
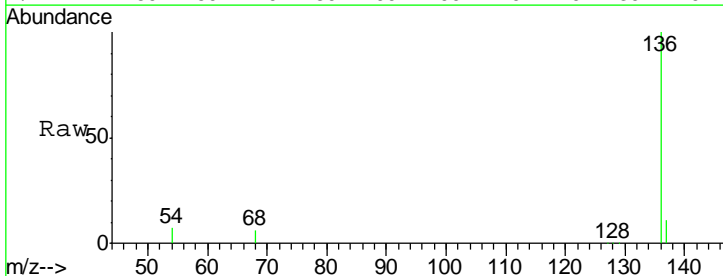
Instrument :
 BNA_E
LabSampleId :
 SSTDICC001

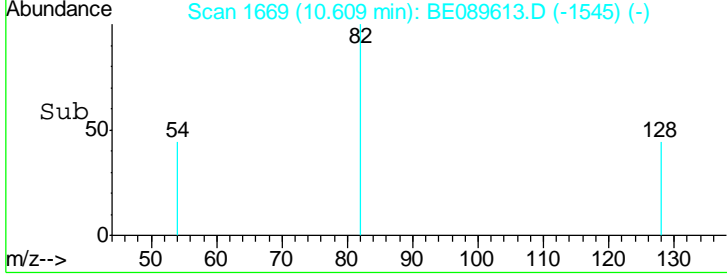
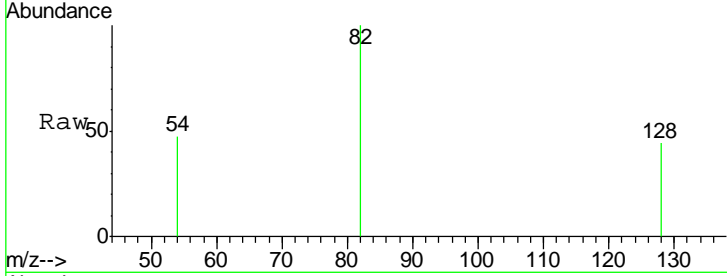
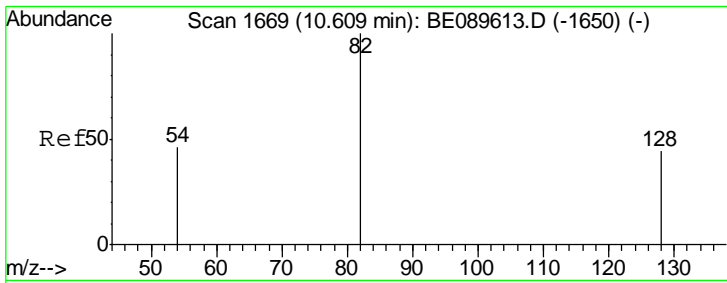
Tgt Ion	Resp	Lower	Upper
42	100		
74	151.7	121.4	182.0
44	6.1	4.5	6.7



#4
 Naphthalene-d8
 Concen: 5.00 ng
 RT: 12.25 min Scan# 2070
 Delta R.T. 0.00 min
 Lab File: BE089613.D
 Acq: 18 Feb 2015 3:30

Tgt Ion	Resp	Lower	Upper
136	100		
137	11.1	8.9	13.3
54	6.6	5.3	7.9

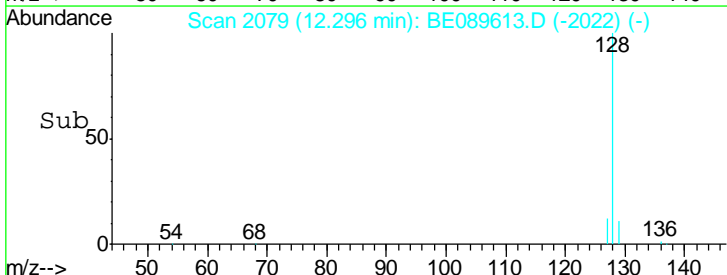
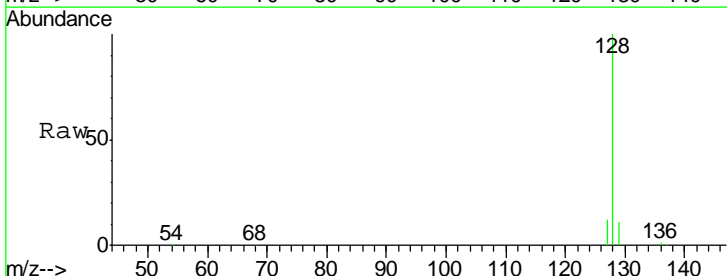
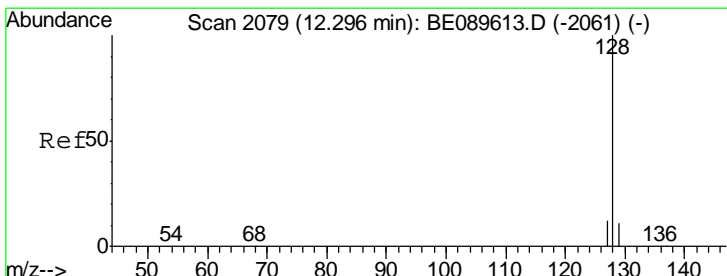
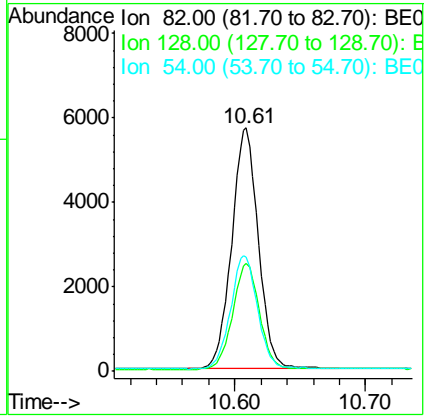




#5
 Nitrobenzene-d5
 Concen: 0.94 ng
 RT: 10.61 min Scan# 1669
 Delta R.T. 0.00 min
 Lab File: BE089613.D
 Acq: 18 Feb 2015 3:30

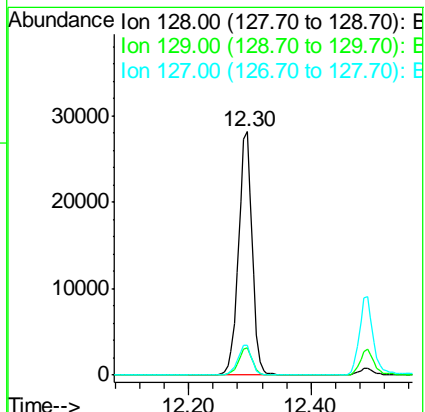
Instrument :
 BNA_E
 LabSampleId :
 SSTDICC001

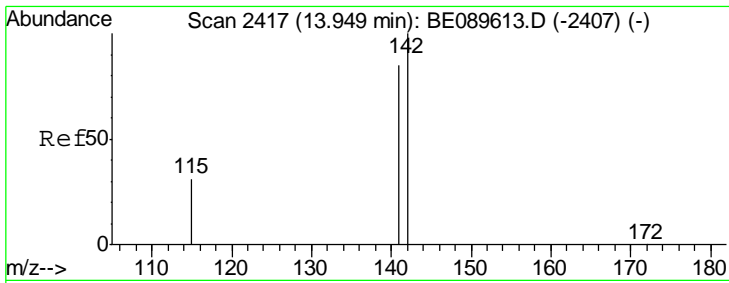
Tgt Ion	Resp	Lower	Upper
82	100		
128	44.4	35.5	53.3
54	46.9	37.5	56.3



#6
 Naphthalene
 Concen: 0.92 ng
 RT: 12.30 min Scan# 2079
 Delta R.T. 0.00 min
 Lab File: BE089613.D
 Acq: 18 Feb 2015 3:30

Tgt Ion	Resp	Lower	Upper
128	100		
129	11.1	8.9	13.3
127	12.3	9.8	14.8

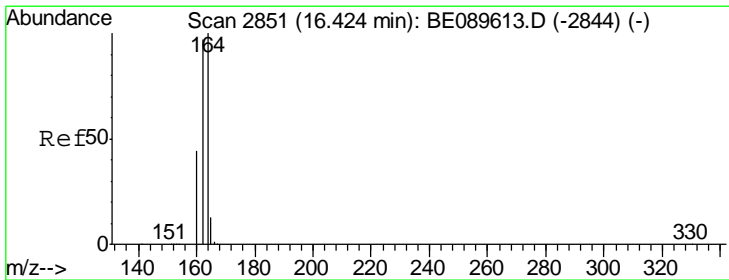
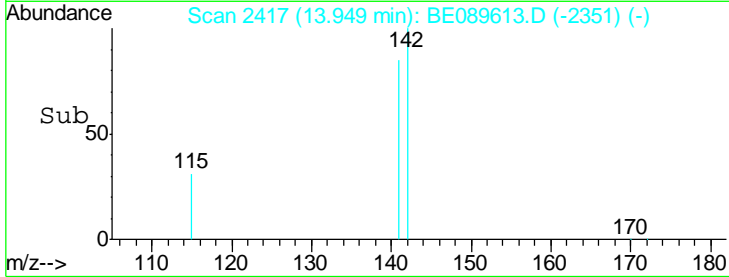
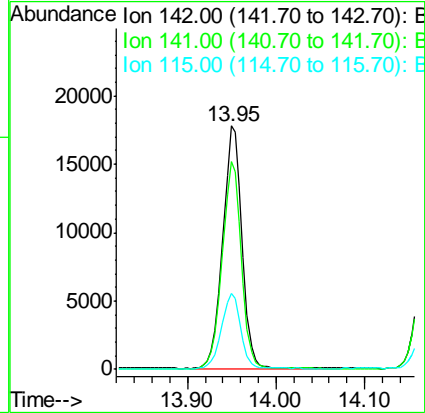
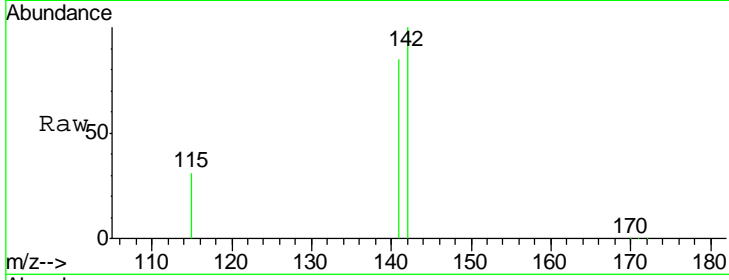




#7
 2-Methylnaphthalene
 Concen: 0.88 ng
 RT: 13.95 min Scan# 2417
 Delta R.T. 0.00 min
 Lab File: BE089613.D
 Acq: 18 Feb 2015 3:30

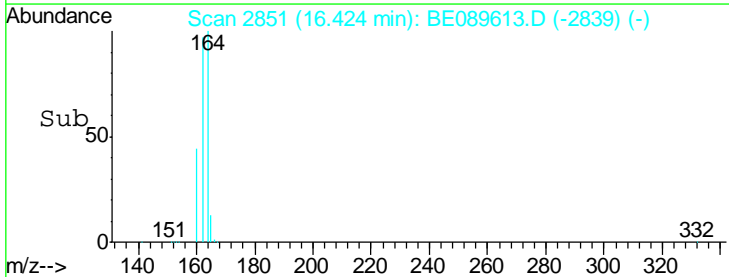
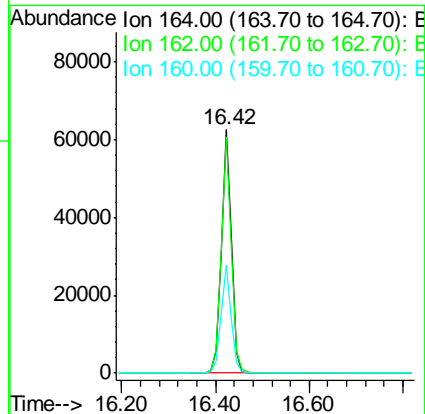
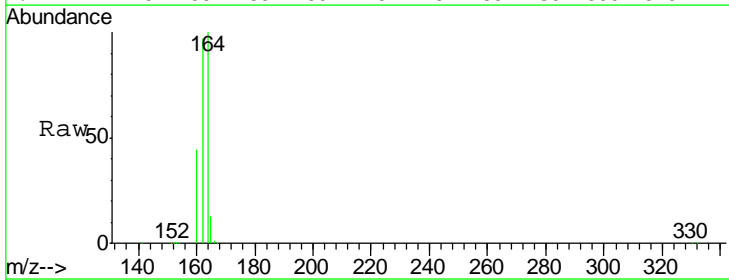
Instrument :
 BNA_E
LabSampleId :
 SSTDICC001

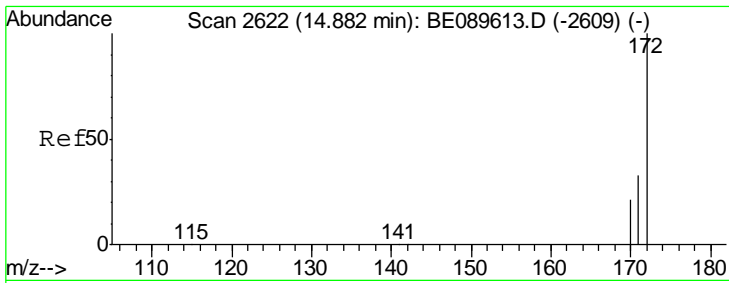
Tgt Ion	Resp	Lower	Upper
142	26625		
141	85.4	68.3	102.5
115	31.4	25.1	37.7



#8
 Acenaphthene-d10
 Concen: 5.00 ng
 RT: 16.42 min Scan# 2851
 Delta R.T. 0.00 min
 Lab File: BE089613.D
 Acq: 18 Feb 2015 3:30

Tgt Ion	Resp	Lower	Upper
164	92685		
162	96.9	77.5	116.3
160	44.4	35.5	53.3

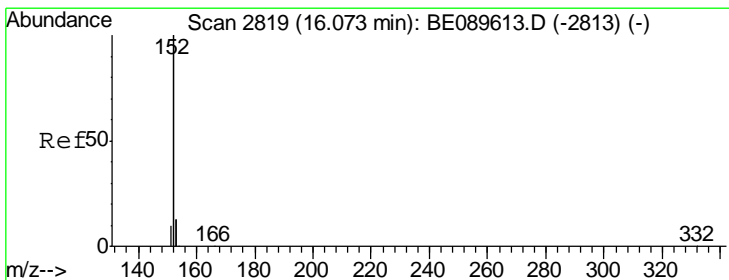
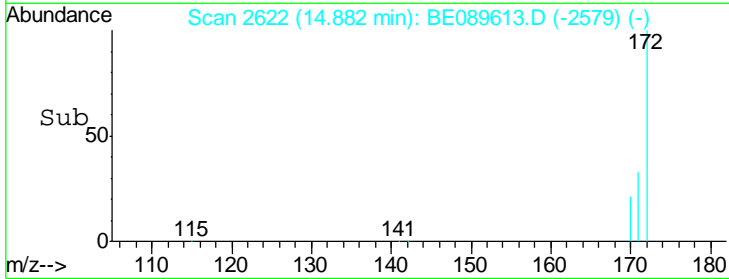
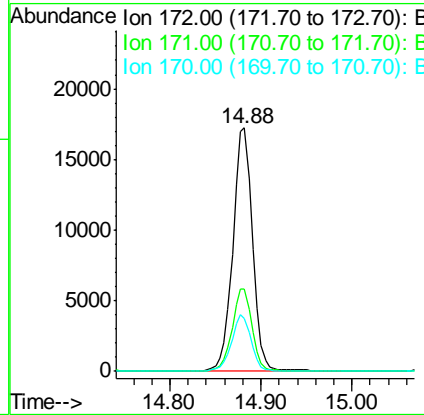
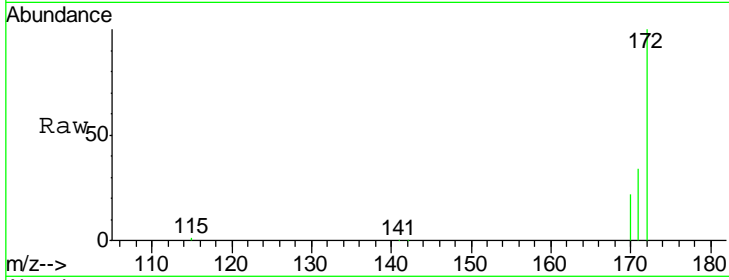




#9
 2-Fluorobiphenyl
 Concen: 0.88 ng
 RT: 14.88 min Scan# 2622
 Delta R.T. 0.00 min
 Lab File: BE089613.D
 Acq: 18 Feb 2015 3:30

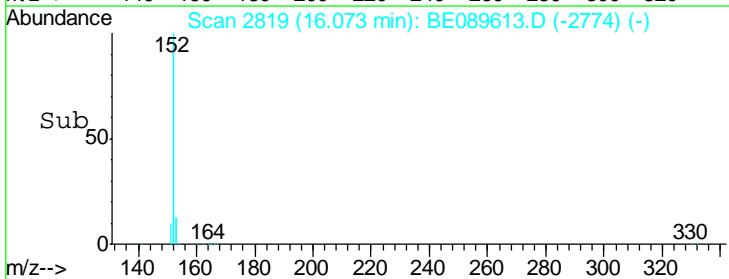
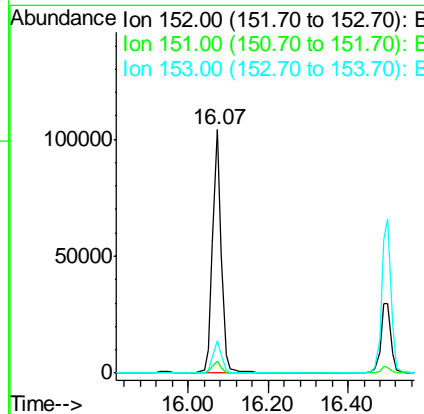

Instrument :
 BNA_E
 LabSampleId :
 SSTDICC001

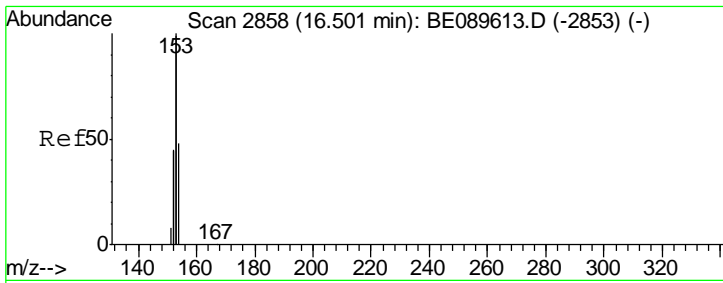
Tgt Ion	Resp	Lower	Upper
172	100		
171	33.6	26.9	40.3
170	21.7	17.4	26.0



#10
 Acenaphthylene
 Concen: 0.89 ng
 RT: 16.07 min Scan# 2819
 Delta R.T. 0.00 min
 Lab File: BE089613.D
 Acq: 18 Feb 2015 3:30

Tgt Ion	Resp	Lower	Upper
152	100		
151	4.9	3.9	5.9
153	13.1	10.5	15.7

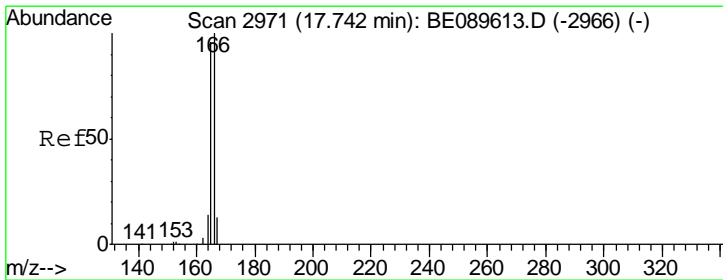
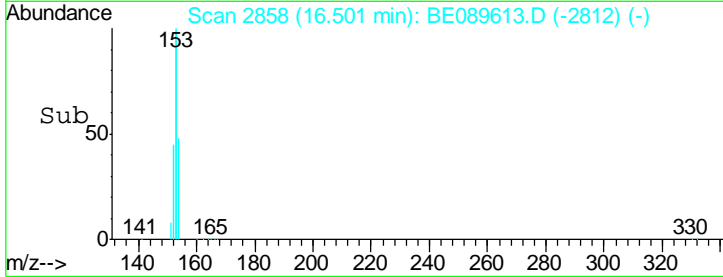
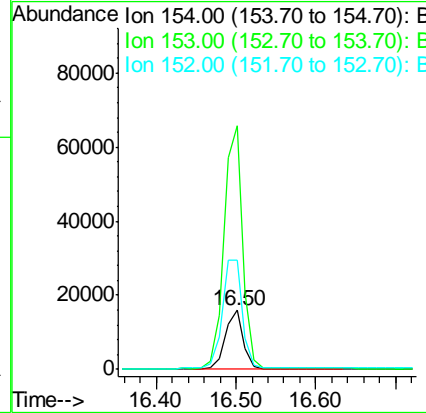
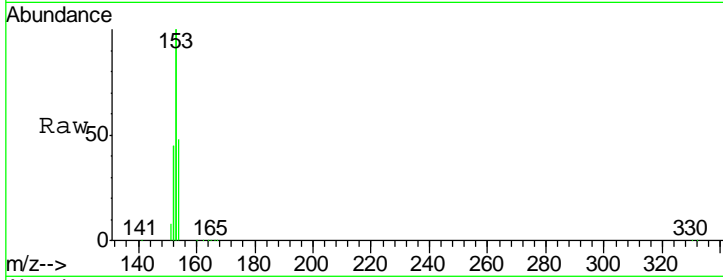




#11
 Acenaphthene
 Concen: 0.88 ng
 RT: 16.50 min Scan# 2858
 Delta R.T. 0.00 min
 Lab File: BE089613.D
 Acq: 18 Feb 2015 3:30

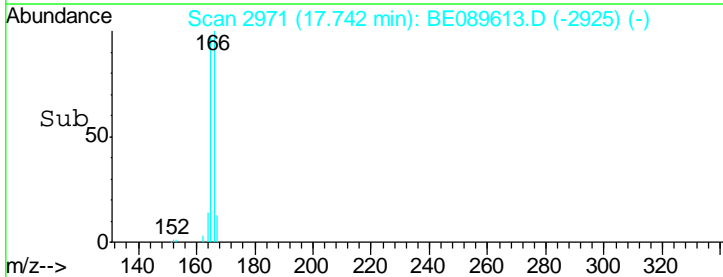
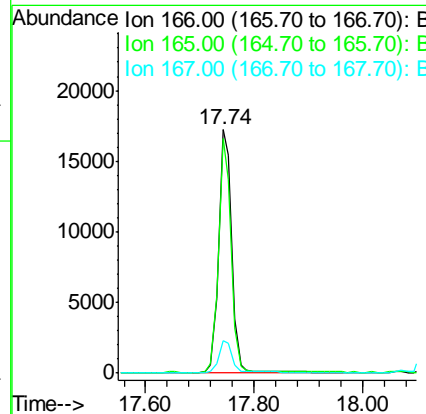
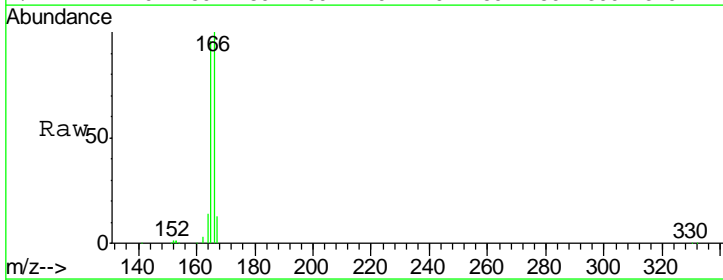
Instrument : BNA_E
 LabSampleId : SSTDICC001

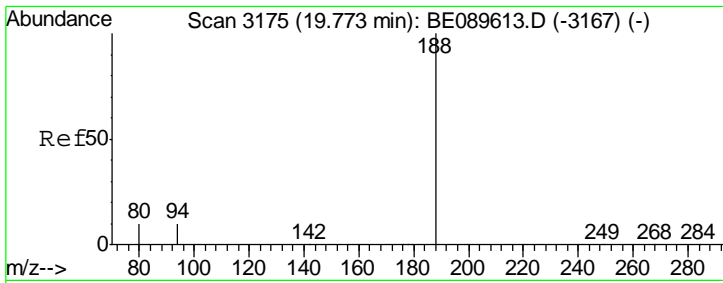
Tgt Ion	Resp	Lower	Upper
154	100		
153	436.1	348.9	523.3
152	208.2	166.6	249.8



#12
 Fluorene
 Concen: 0.90 ng
 RT: 17.74 min Scan# 2971
 Delta R.T. 0.00 min
 Lab File: BE089613.D
 Acq: 18 Feb 2015 3:30

Tgt Ion	Resp	Lower	Upper
166	100		
165	93.4	74.7	112.1
167	13.1	10.5	15.7

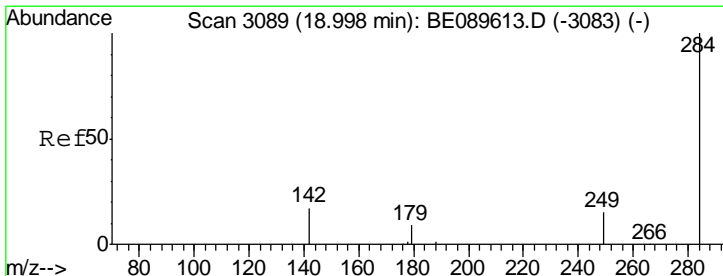
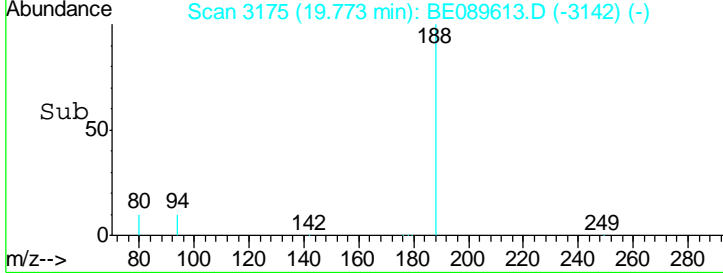
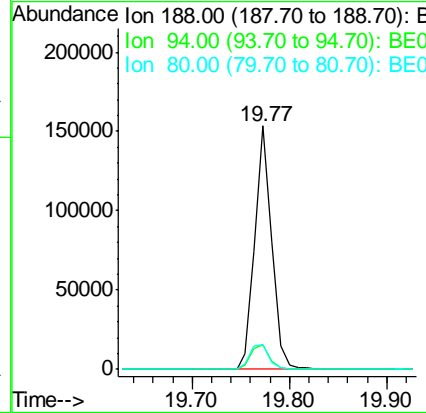
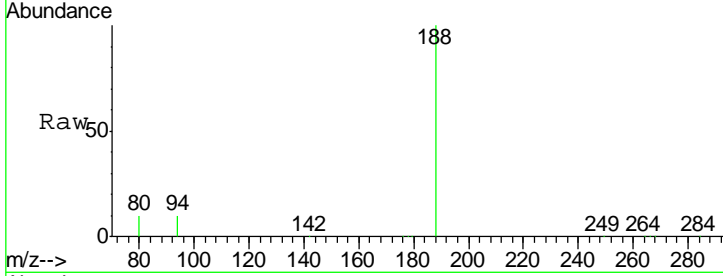




#13
 Phenanthrene-d10
 Concen: 5.00 ng
 RT: 19.77 min Scan# 3175
 Delta R.T. 0.00 min
 Lab File: BE089613.D
 Acq: 18 Feb 2015 3:30

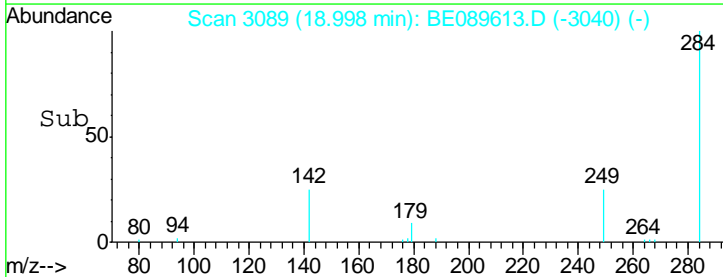
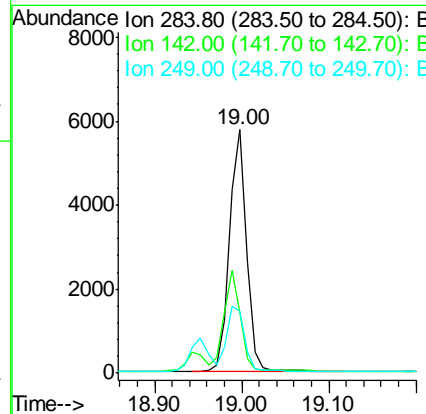
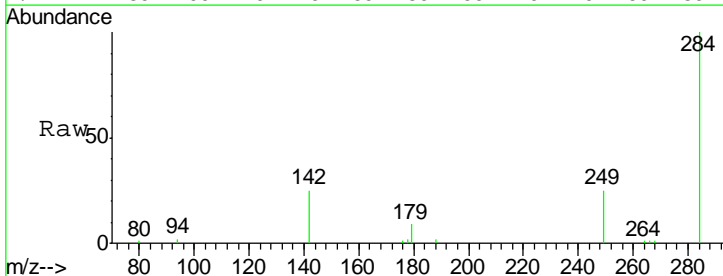
Instrument :
 BNA_E
 LabSampleId :
 SSTDICC001

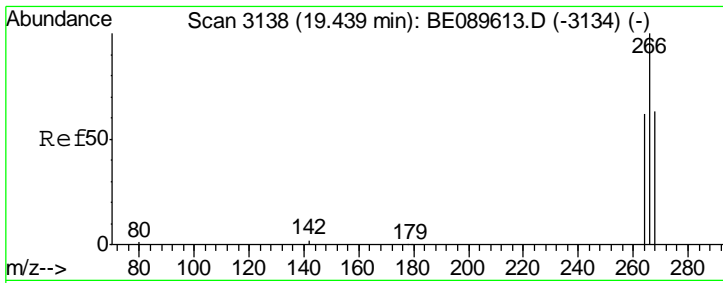
Tgt Ion	Resp	Lower	Upper
188	183123		
94	10.3	8.2	12.4
80	10.1	8.1	12.1



#14
 Hexachlorobenzene
 Concen: 0.83 ng
 RT: 19.00 min Scan# 3089
 Delta R.T. 0.00 min
 Lab File: BE089613.D
 Acq: 18 Feb 2015 3:30

Tgt Ion	Resp	Lower	Upper
284	7926		
142	40.4	32.3	48.5
249	27.9	22.3	33.5

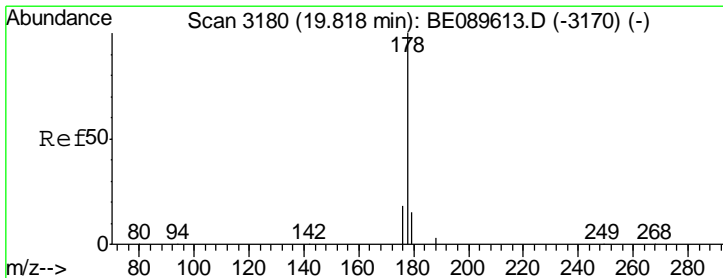
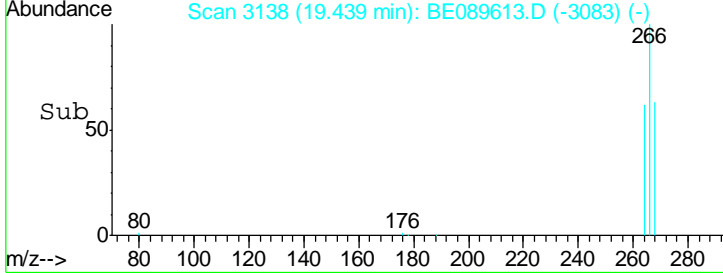
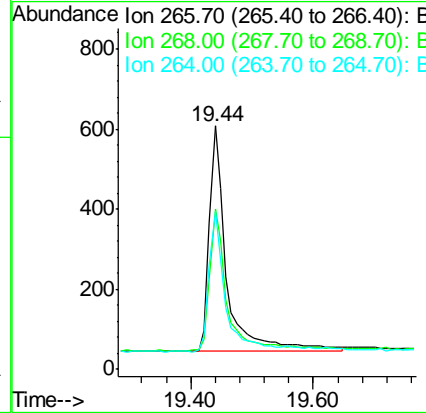
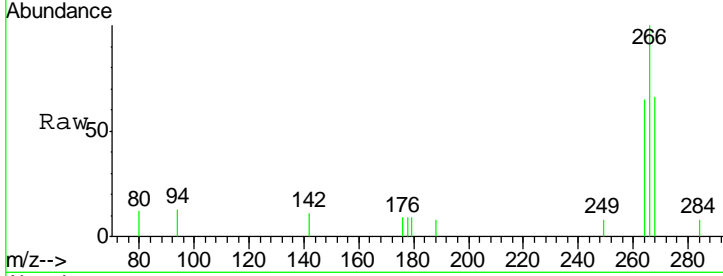




#15
 Pentachlorophenol
 Concen: 0.39 ng
 RT: 19.44 min Scan# 3138
 Delta R.T. 0.00 min
 Lab File: BE089613.D
 Acq: 18 Feb 2015 3:30

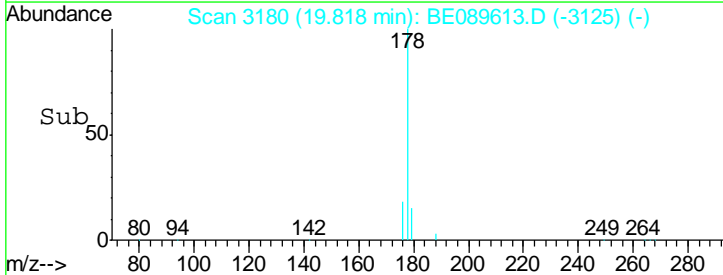
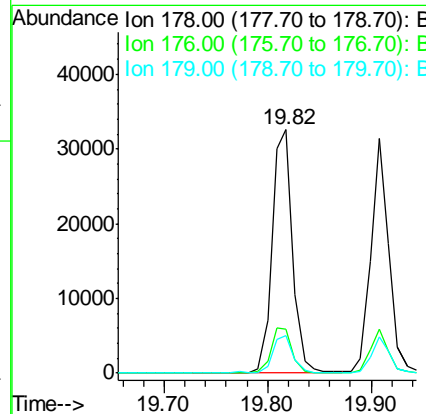
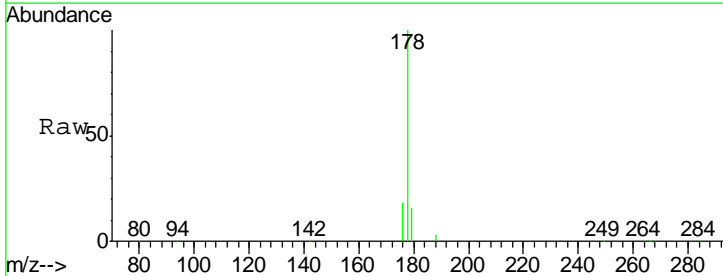
Instrument :
 BNA_E
 LabSampleId :
 SSTDICC001

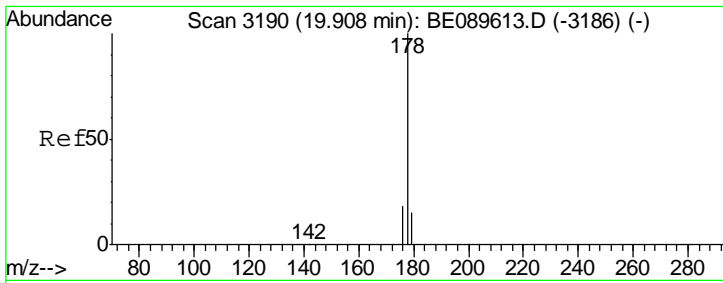
Tgt Ion	Resp	Lower	Upper
266	1116		
268	65.8	52.6	79.0
264	64.8	51.8	77.8



#16
 Phenanthrene
 Concen: 0.84 ng
 RT: 19.82 min Scan# 3180
 Delta R.T. 0.00 min
 Lab File: BE089613.D
 Acq: 18 Feb 2015 3:30

Tgt Ion	Resp	Lower	Upper
178	45063		
176	18.9	15.1	22.7
179	15.4	12.3	18.5

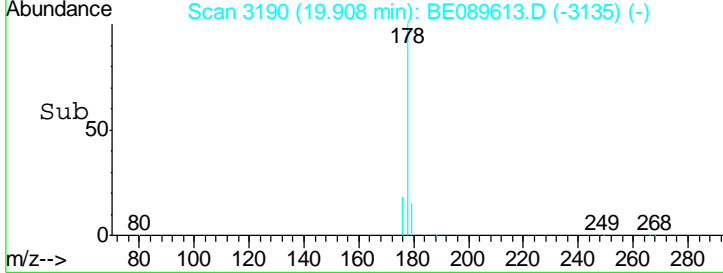
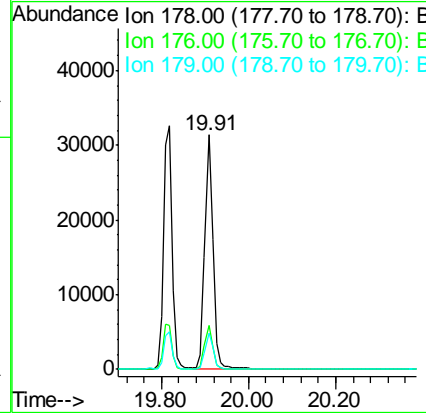
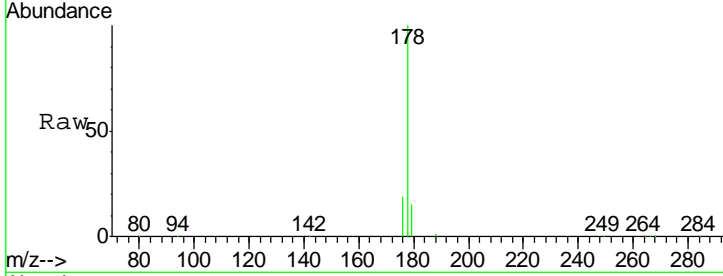




#17
 Anthracene
 Concen: 0.88 ng
 RT: 19.91 min Scan# 3190
 Delta R.T. 0.00 min
 Lab File: BE089613.D
 Acq: 18 Feb 2015 3:30

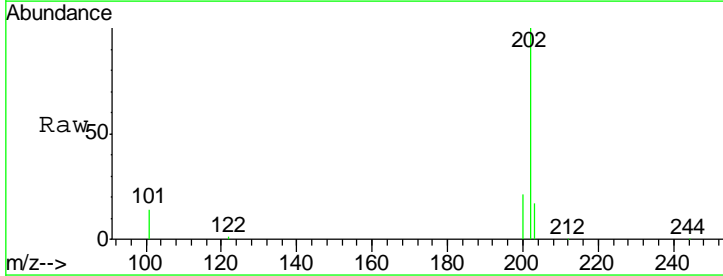
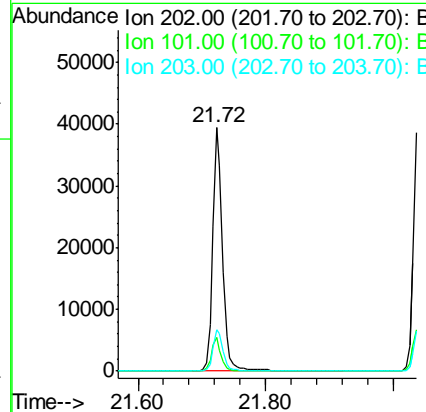
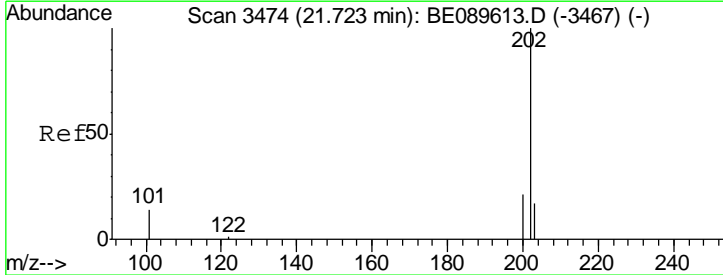
Instrument :
 BNA_E
 LabSampleId :
 SSTDICC001

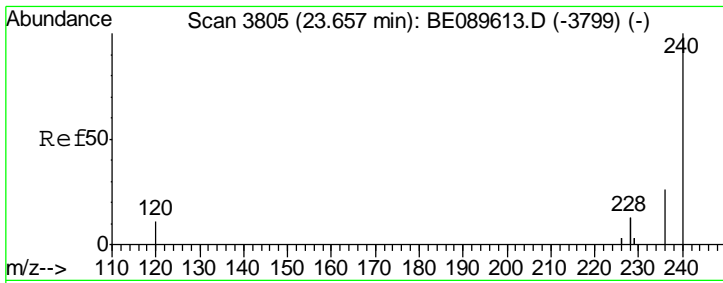
Tgt Ion	Resp	Lower	Upper
178	100		
176	18.3	14.6	22.0
179	15.4	12.3	18.5



#18
 Fluoranthene
 Concen: 0.94 ng
 RT: 21.72 min Scan# 3474
 Delta R.T. 0.00 min
 Lab File: BE089613.D
 Acq: 18 Feb 2015 3:30

Tgt Ion	Resp	Lower	Upper
202	100		
101	13.0	10.4	15.6
203	17.4	13.9	20.9

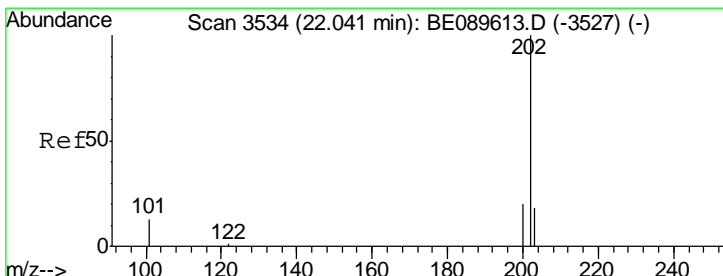
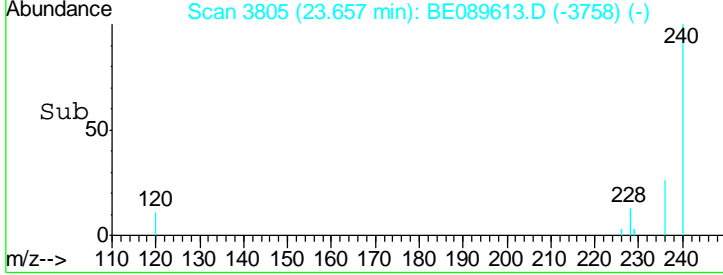
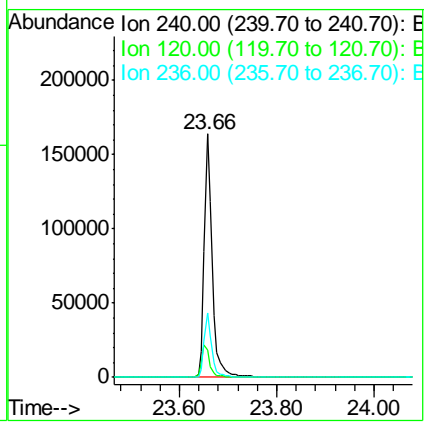
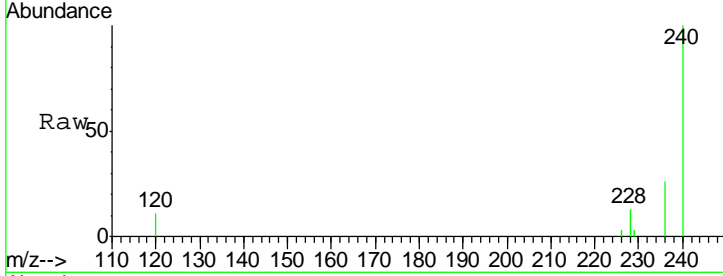




#19
 Chrysene-d12
 Concen: 5.00 ng
 RT: 23.66 min Scan# 3805
 Delta R.T. 0.00 min
 Lab File: BE089613.D
 Acq: 18 Feb 2015 3:30

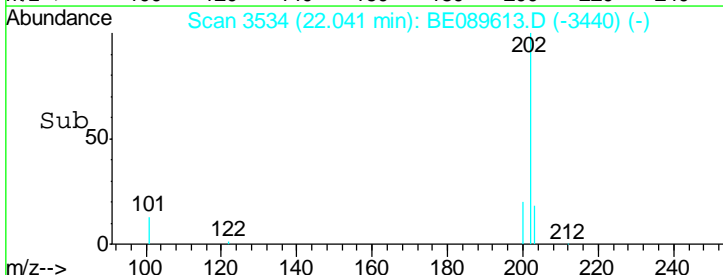
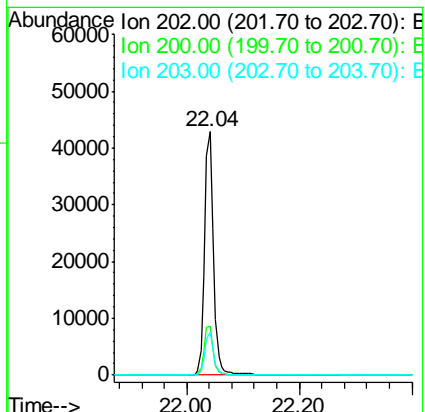
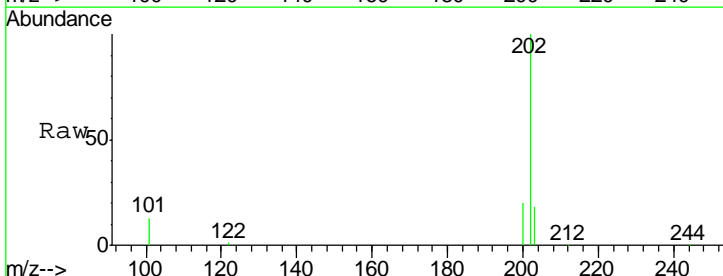
Instrument : BNA_E
 LabSampleId : SSTDICC001

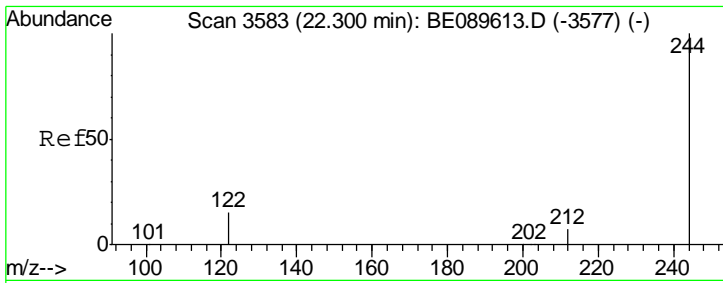
Tgt Ion	Resp	Lower	Upper
240	185052		
120	11.2	9.0	13.4
236	26.3	21.0	31.6



#20
 Pyrene
 Concen: 0.83 ng
 RT: 22.04 min Scan# 3534
 Delta R.T. 0.00 min
 Lab File: BE089613.D
 Acq: 18 Feb 2015 3:30

Tgt Ion	Resp	Lower	Upper
202	46977		
200	20.4	16.3	24.5
203	17.3	13.8	20.8

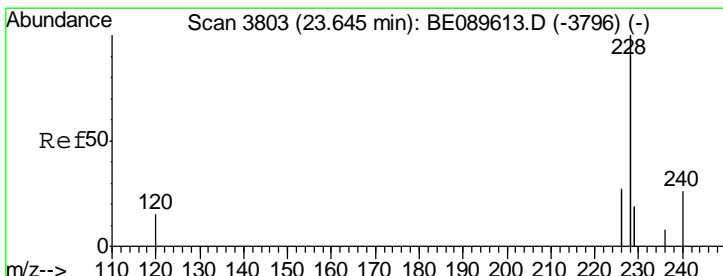
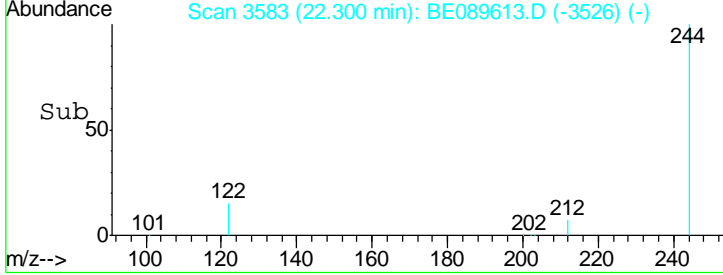
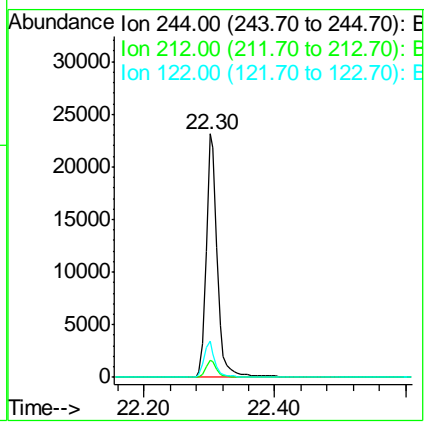
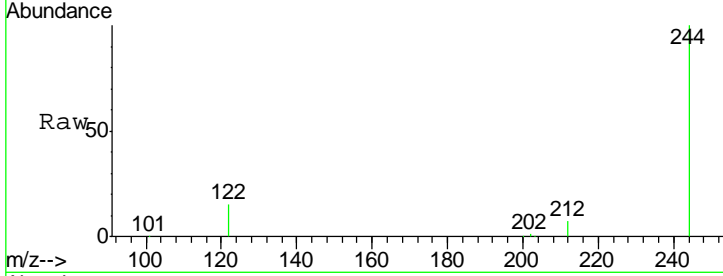




#21
 Terphenyl-d14
 Concen: 0.79 ng
 RT: 22.30 min Scan# 3583
 Delta R.T. 0.00 min
 Lab File: BE089613.D
 Acq: 18 Feb 2015 3:30

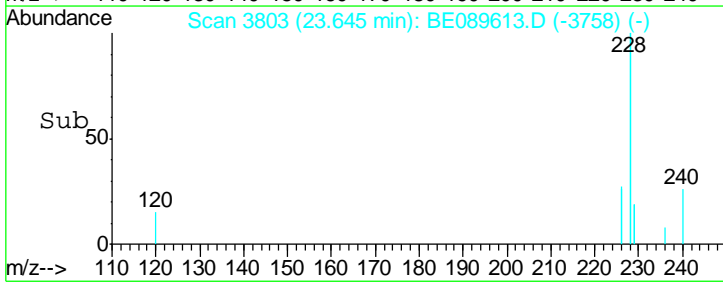
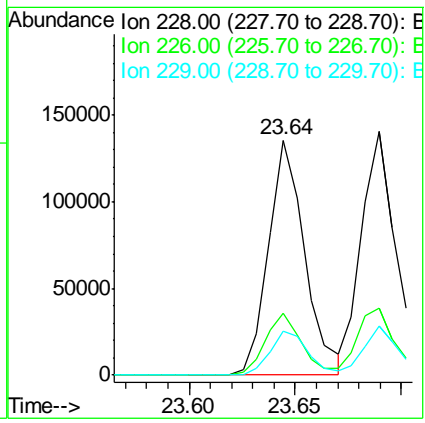
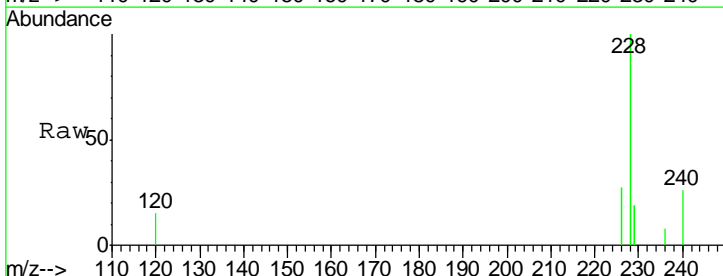
Instrument :
 BNA_E
 LabSampleId :
 SSTDICC001

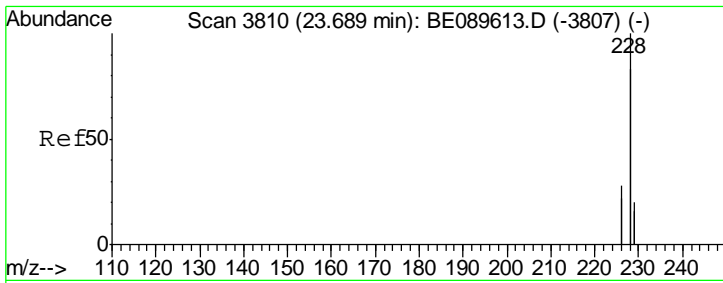
Tgt Ion	Resp	Lower	Upper
244	26712		
212	7.3	5.8	8.8
122	14.8	11.8	17.8



#22
 Benzo(a)anthracene
 Concen: 0.86 ng
 RT: 23.64 min Scan# 3803
 Delta R.T. 0.00 min
 Lab File: BE089613.D
 Acq: 18 Feb 2015 3:30

Tgt Ion	Resp	Lower	Upper
228	160253		
226	26.5	21.2	31.8
229	19.0	15.2	22.8

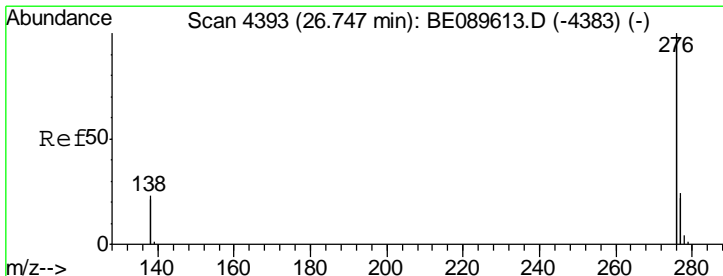
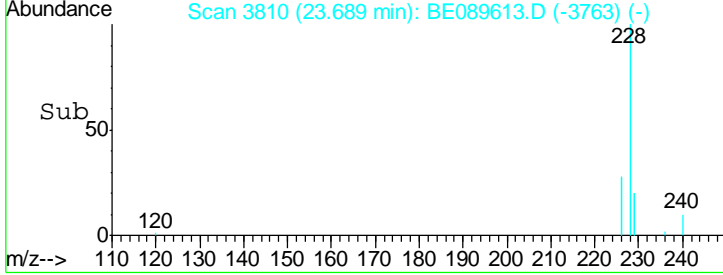
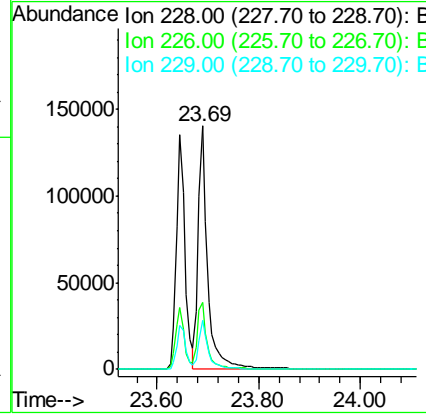
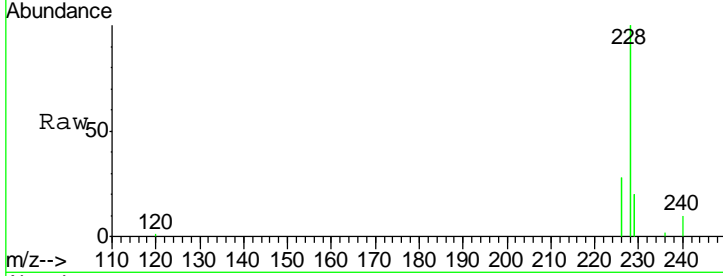




#23
 Chrysene
 Concen: 0.84 ng
 RT: 23.69 min Scan# 3810
 Delta R.T. 0.00 min
 Lab File: BE089613.D
 Acq: 18 Feb 2015 3:30

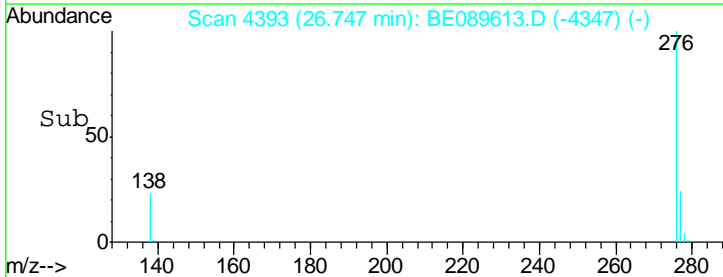
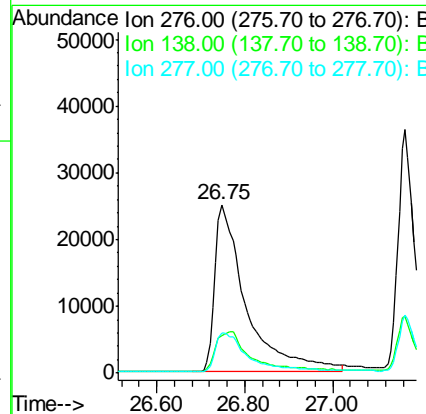
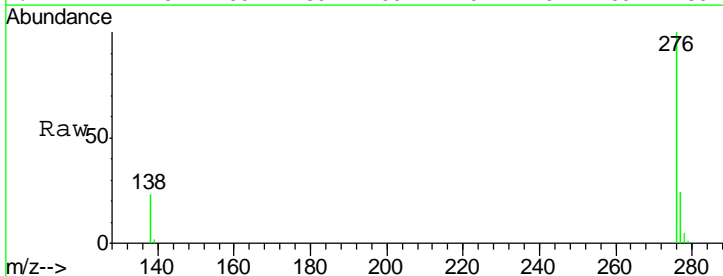
Instrument : BNA_E
 LabSampleId : SSTDICC001

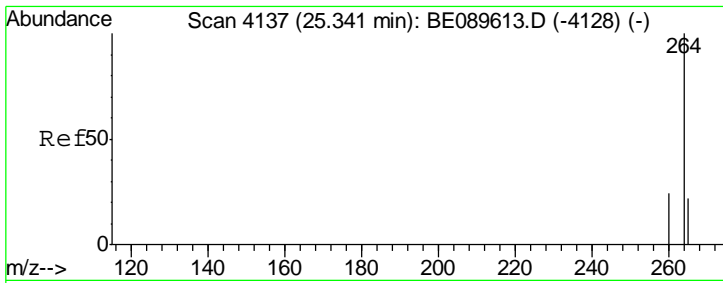
Tgt Ion	Resp	Lower	Upper
228	100		
226	27.8	22.2	33.4
229	20.0	16.0	24.0



#24
 Indeno(1,2,3-cd)pyrene
 Concen: 0.79 ng
 RT: 26.75 min Scan# 4393
 Delta R.T. 0.00 min
 Lab File: BE089613.D
 Acq: 18 Feb 2015 3:30

Tgt Ion	Resp	Lower	Upper
276	100		
138	26.8	21.4	32.2
277	24.9	19.9	29.9



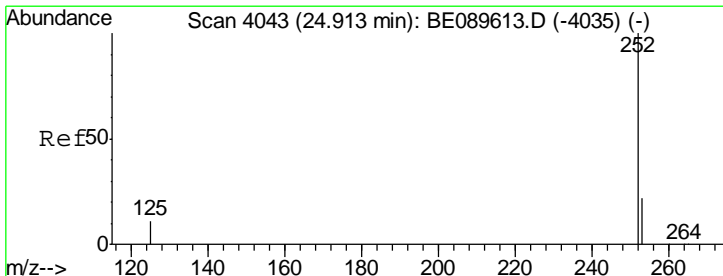
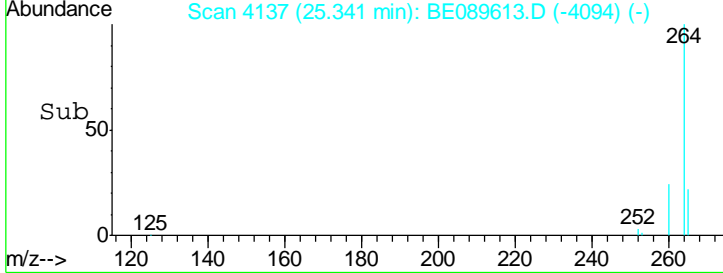
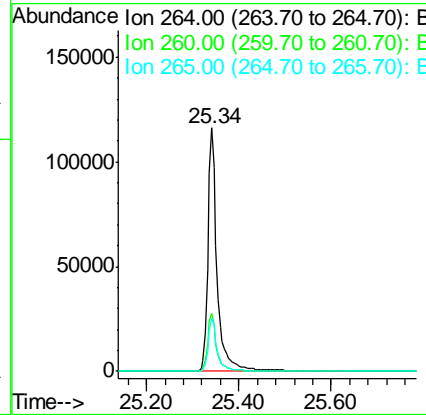
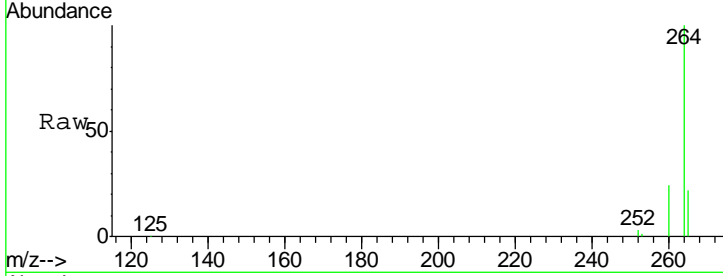


#25
 Perylene-d12
 Concen: 5.00 ng
 RT: 25.34 min Scan# 4137
 Delta R.T. 0.00 min
 Lab File: BE089613.D
 Acq: 18 Feb 2015 3:30

Instrument :
 BNA_E
 LabSampleId :
 SSTDICC001

Tgt Ion: 264 Resp: 158622

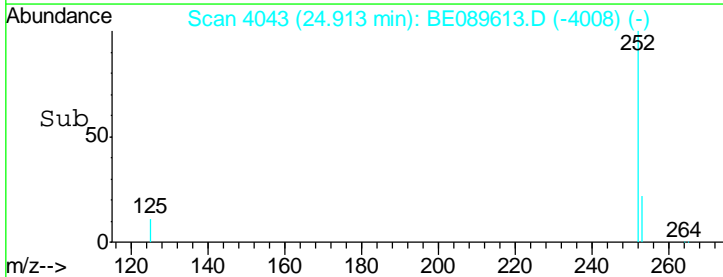
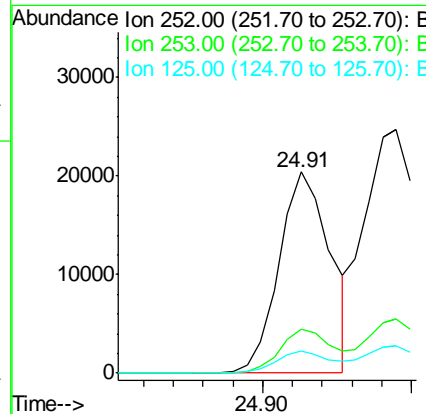
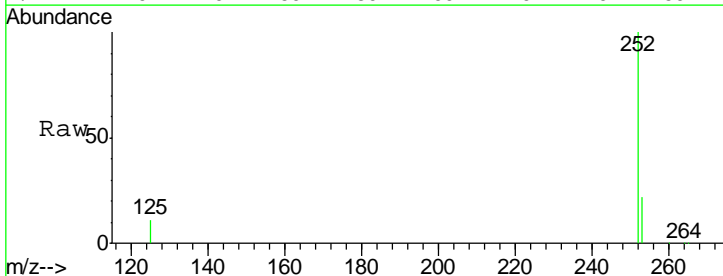
Ion	Ratio	Lower	Upper
264	100		
260	23.8	19.0	28.6
265	21.7	17.4	26.0

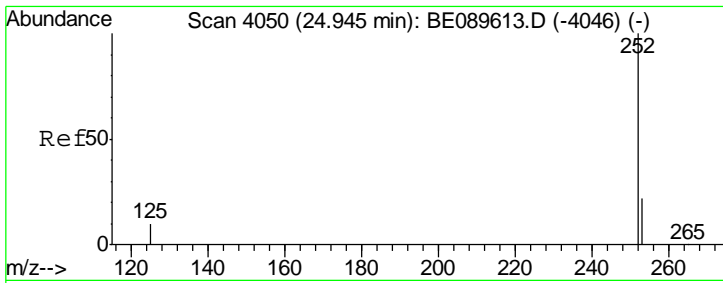


#26
 Benzo(b)fluoranthene
 Concen: 0.78 ng
 RT: 24.91 min Scan# 4043
 Delta R.T. 0.00 min
 Lab File: BE089613.D
 Acq: 18 Feb 2015 3:30

Tgt Ion: 252 Resp: 24247

Ion	Ratio	Lower	Upper
252	100		
253	22.0	17.6	26.4
125	11.0	8.8	13.2



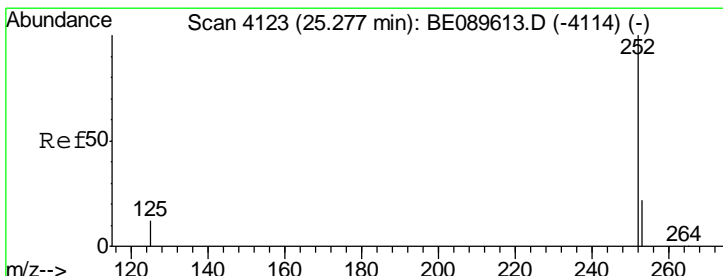
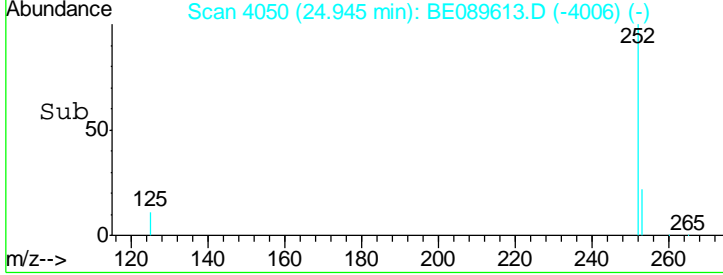
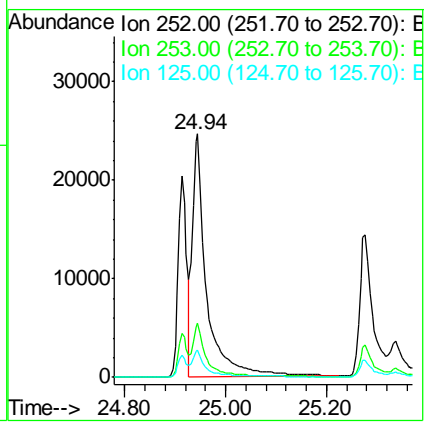
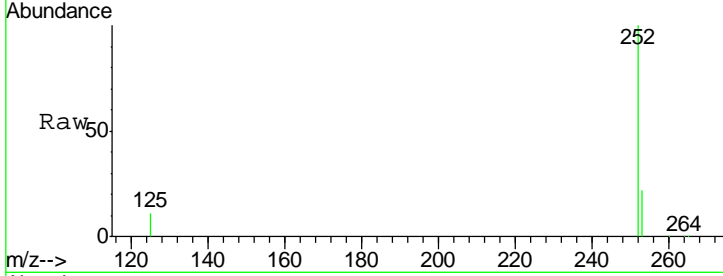


#27
 Benzo(k)fluoranthene
 Concen: 0.94 ng
 RT: 24.94 min Scan# 4050
 Delta R.T. 0.00 min
 Lab File: BE089613.D
 Acq: 18 Feb 2015 3:30

Instrument :
 BNA_E
 LabSampleId :
 SSTDICC001

Tgt Ion: 252 Resp: 47813

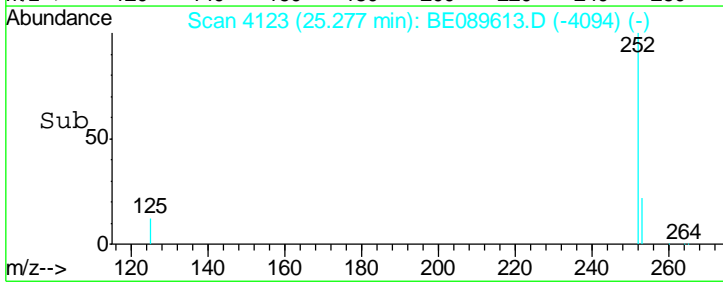
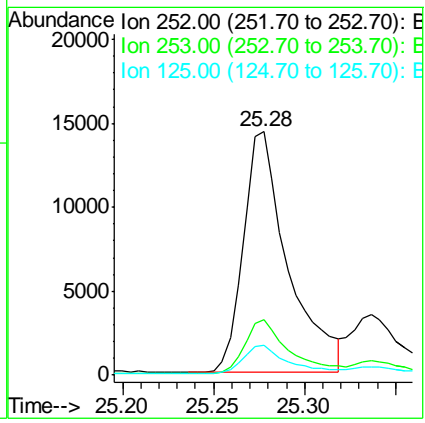
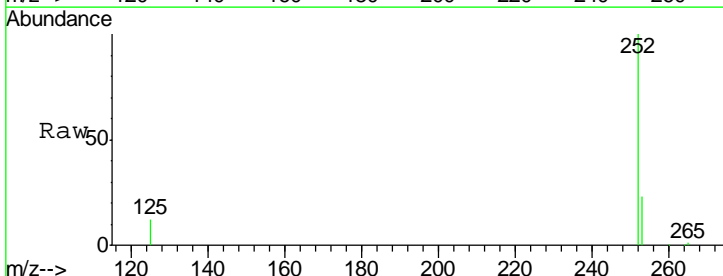
Ion	Ratio	Lower	Upper
252	100		
253	22.1	17.7	26.5
125	11.0	8.8	13.2

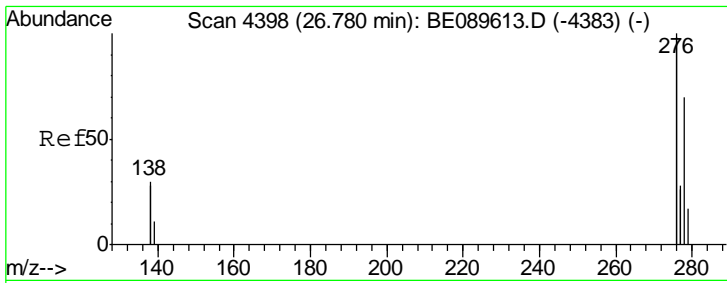


#28
 Benzo(a)pyrene
 Concen: 0.81 ng
 RT: 25.28 min Scan# 4123
 Delta R.T. 0.00 min
 Lab File: BE089613.D
 Acq: 18 Feb 2015 3:30

Tgt Ion: 252 Resp: 24509

Ion	Ratio	Lower	Upper
252	100		
253	22.6	18.1	27.1
125	12.0	9.6	14.4

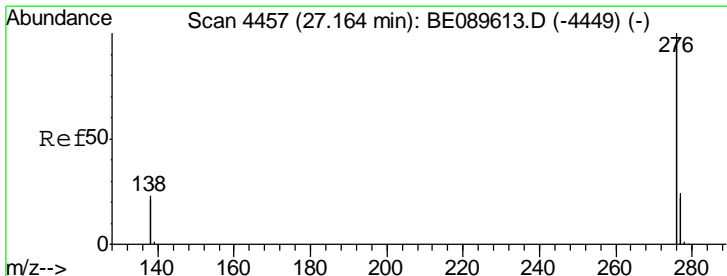
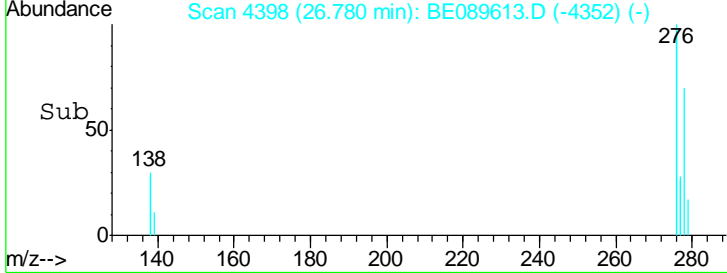
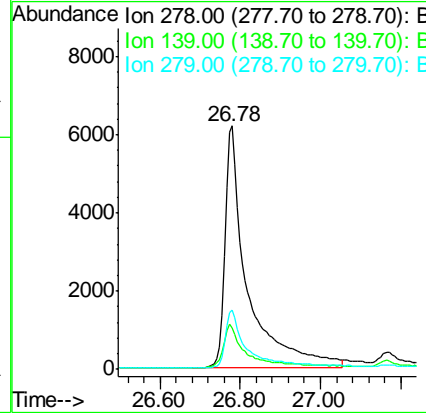
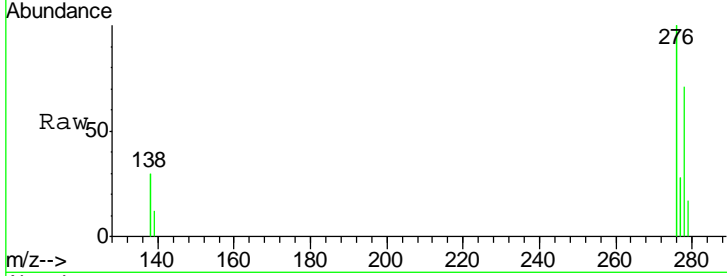




#29
 Dibenzo(a,h)anthracene
 Concen: 0.79 ng
 RT: 26.78 min Scan# 4398
 Delta R.T. 0.00 min
 Lab File: BE089613.D
 Acq: 18 Feb 2015 3:30

Instrument :
 BNA_E
 LabSampleId :
 SSTDICC001

Tgt Ion	Resp	Lower	Upper
278	24162		
278	100		
139	17.1	13.7	20.5
279	24.6	19.7	29.5



#30
 Benzo(g,h,i)perylene
 Concen: 0.78 ng
 RT: 27.16 min Scan# 4457
 Delta R.T. 0.00 min
 Lab File: BE089613.D
 Acq: 18 Feb 2015 3:30

Tgt Ion	Resp	Lower	Upper
276	116668		
276	100		
277	23.9	19.1	28.7
138	23.4	18.7	28.1

