

Data Path : Z:\HPCHEM1\BNA E\DATA\BE032818\
 Data File : BE095885.D
 Acq On : 28 Mar 2018 20:06
 Operator : SJ/JU
 Sample : J1951-07
 Misc :
 ALS Vial : 16 Sample Multiplier: 1

Instrument :
 BNA_E
 ClientSampleId :

Quant Time: Mar 29 04:43:56 2018
 Quant Method : Z:\HPCHEM1\BNA E\METHODS\SOM-EPA-SIM-BE031318.M
 Quant Title : ASP BNA STANDARDS FOR 5 POINT CALIBRATION
 QLast Update : Thu Mar 29 04:43:20 2018
 Response via : Initial Calibration

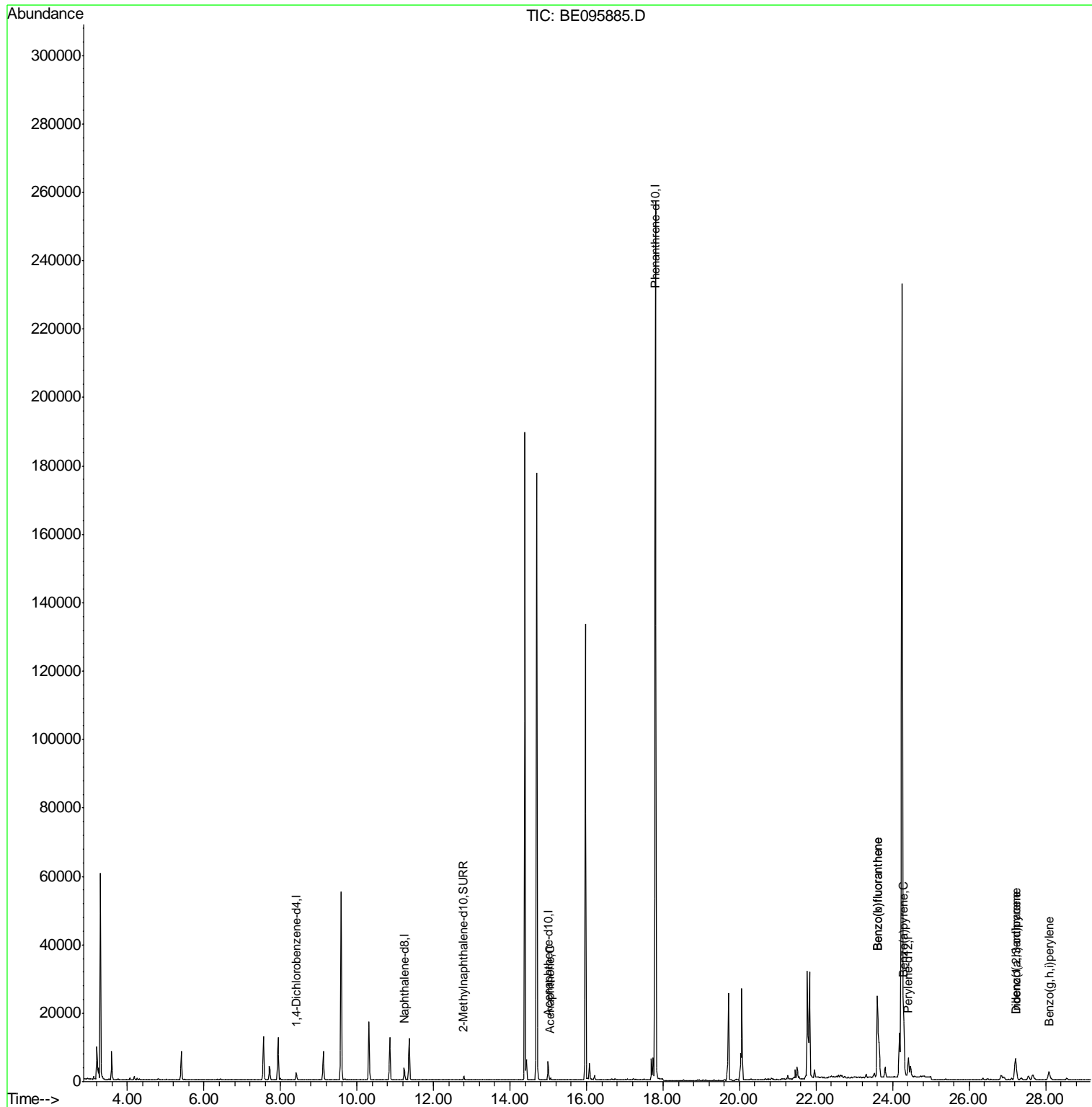
Internal Standards	R.T.	QIon	Response	Conc	Units	Dev(Min)
1) 1,4-Dichlorobenzene-d4	8.41	152	1761	0.40	ng/ul	0.00
2) Naphthalene-d8	11.23	136	4773	0.40	ng/ul	0.00
6) Acenaphthene-d10	14.99	164	3039	0.40	ng/ul	0.00
10) Phenanthrene-d10	17.80	188	305498	0.40	ng/ul	0.09
16) Chrysene-d12	0.00	240	0	0.00	ng/ul	-21.79
20) Perylene-d12	24.41	264	8686	0.40	ng/ul	0.00
System Monitoring Compounds						
4) 2-Methylnaphthalene-d10	12.79	152	1454	0.18	ng/ul	0.00
14) Fluoranthene-d10	0.00	212	0	0.00	ng/ul	
Target Compounds						
					Ovalue	
8) Acenaphthene	15.05	153	341	0.030	ng/ul#	88
21) Benzo(b)fluoranthene	23.60	252	57019	1.895	ng/ul	83
22) Benzo(k)fluoranthene	23.60	252	57063	1.995	ng/ul#	85
23) Benzo(a)pyrene	24.30	252	22778	0.829	ng/ul#	78
24) Indeno(1,2,3-cd)pyrene	27.21	276	11898	0.391	ng/ul#	74
25) Dibenzo(a,h)anthracene	27.22	278	3857	0.158	ng/ul	96
26) Benzo(a,h,i)perylene	28.09	276	6677	0.255	ng/ul	95

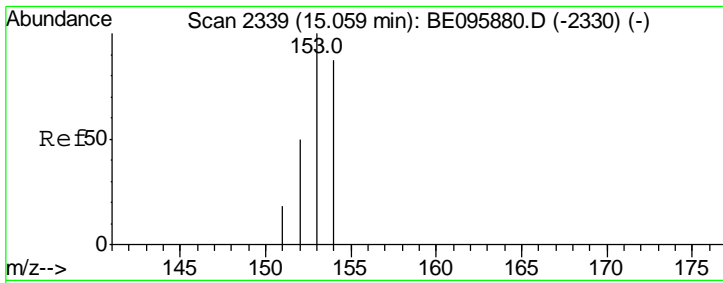
(#) = qualifier out of range (m) = manual integration (+) = signals summed

Data Path : Z:\HPCHEM1\BNA E\DATA\BE032818\
 Data File : BE095885.D
 Acq On : 28 Mar 2018 20:06
 Operator : SJ/JU
 Sample : J1951-07
 Misc :
 ALS Vial : 16 Sample Multiplier: 1

Instrument :
 BNA_E
 ClientSampled :

Quant Time: Mar 29 04:43:56 2018
 Quant Method : Z:\HPCHEM1\BNA E\METHODS\SOM-EPA-SIM-BE031318.M
 Quant Title : ASP BNA STANDARDS FOR 5 POINT CALIBRATION
 QLast Update : Thu Mar 29 04:43:20 2018
 Response via : Initial Calibration

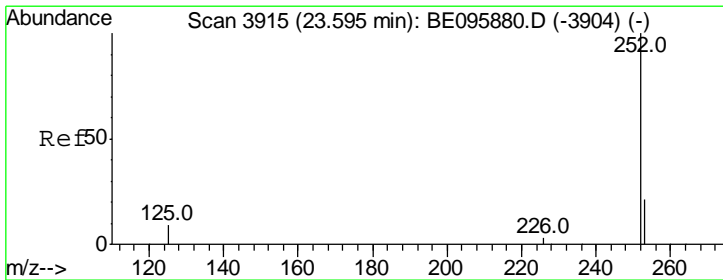
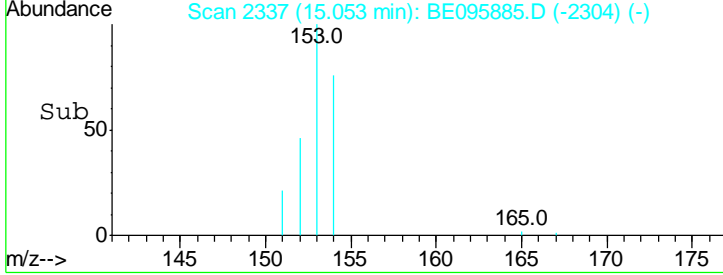
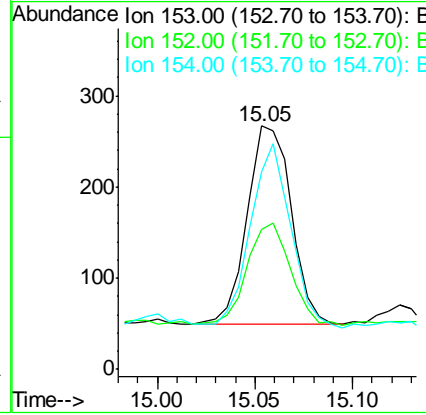
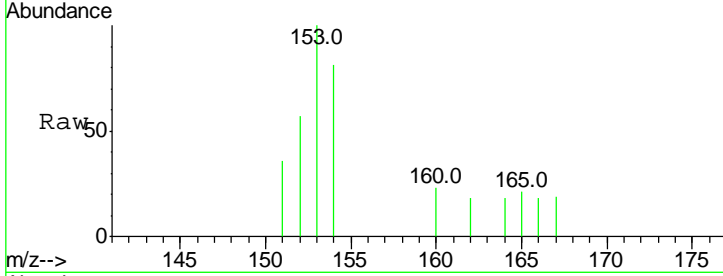




#8
 Acenaphthene
 Concen: 0.030 ng/ul
 RT: 15.05 min Scan# 2337
 Delta R.T. -0.01 min
 Lab File: BE095885.D
 Acq: 28 Mar 2018 20:06

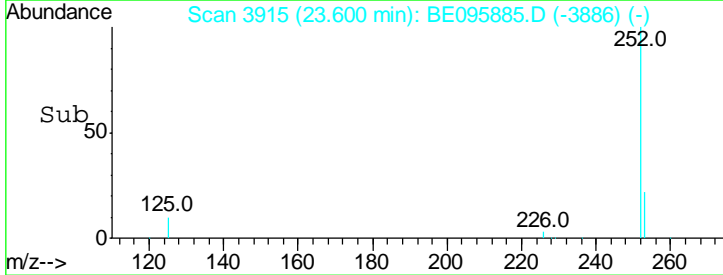
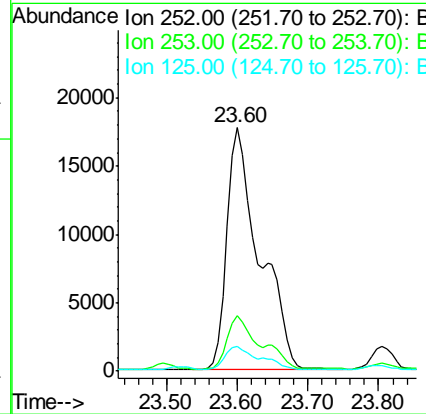
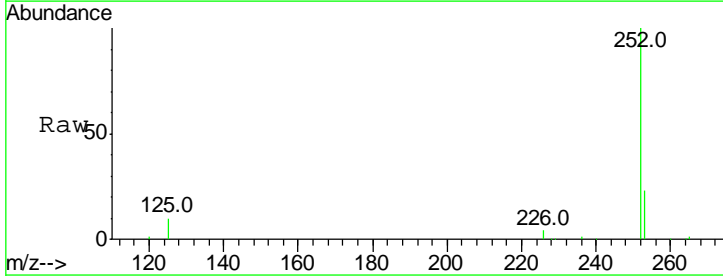
Instrument :
 BNA_E
 ClientSampled :

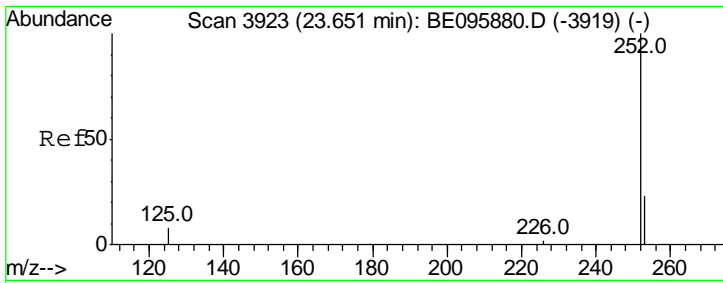
Tgt Ion	Resp	Lower	Upper
153	100		
152	57.3	36.0	54.0#
154	81.3	72.0	108.0



#21
 Benzo(b)fluoranthene
 Concen: 1.895 ng/ul
 RT: 23.60 min Scan# 3915
 Delta R.T. 0.01 min
 Lab File: BE095885.D
 Acq: 28 Mar 2018 20:06

Tgt Ion	Resp	Lower	Upper
252	100		
253	22.6	0.0	64.2
125	10.3	0.0	35.0

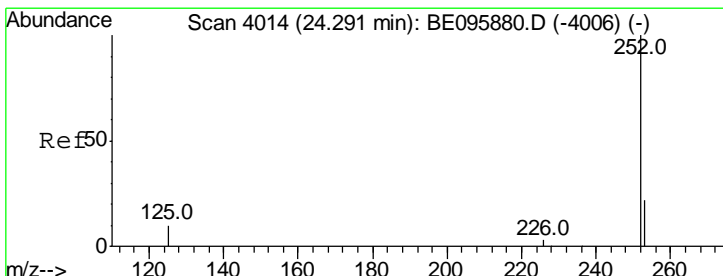
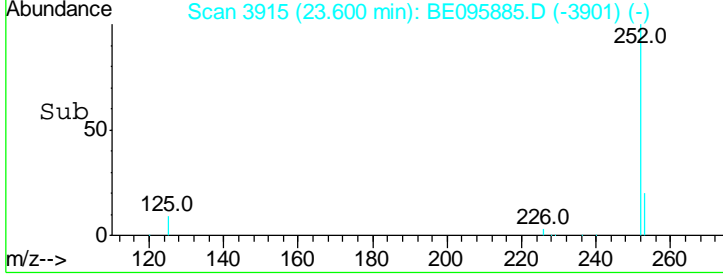
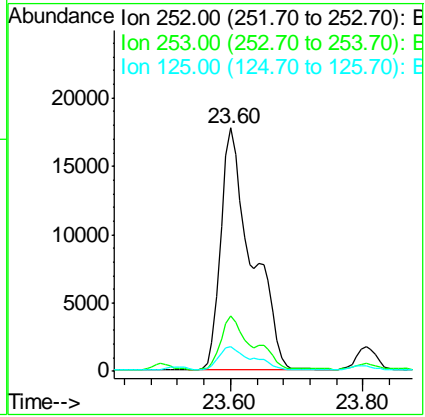
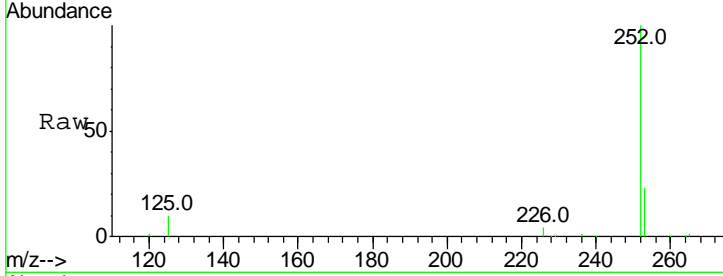




#22
 Benzo(k)fluoranthene
 Concen: 1.995 ng/ul
 RT: 23.60 min Scan# 3915
 Delta R.T. -0.05 min
 Lab File: BE095885.D
 Acq: 28 Mar 2018 20:06

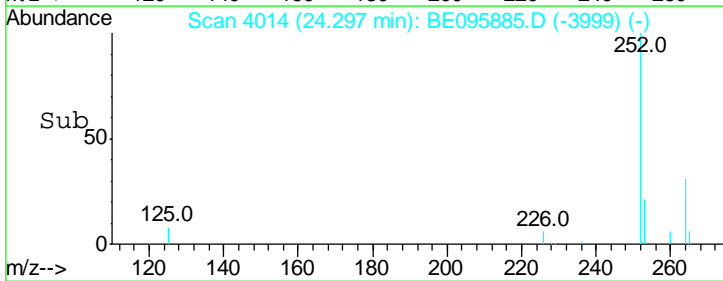
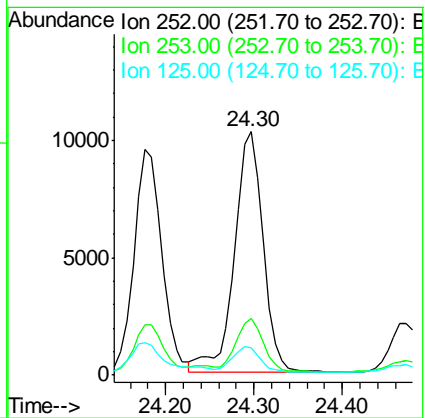
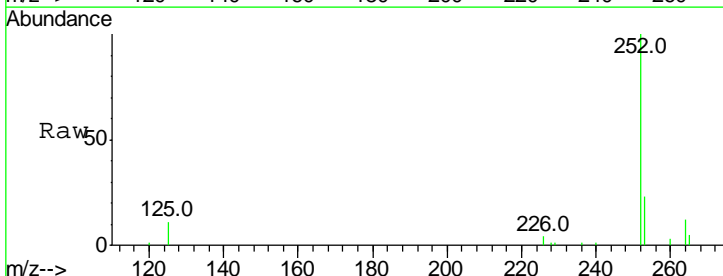
Instrument :
 BNA_E
 ClientSampled :

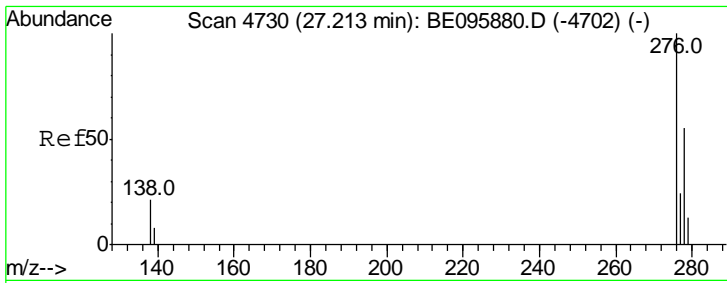
Tgt Ion	Resp	Lower	Upper
252	100		
253	22.6	24.5	36.7#
125	10.3	13.7	20.5#



#23
 Benzo(a)pyrene
 Concen: 0.829 ng/ul
 RT: 24.30 min Scan# 4014
 Delta R.T. 0.01 min
 Lab File: BE095885.D
 Acq: 28 Mar 2018 20:06

Tgt Ion	Resp	Lower	Upper
252	100		
253	23.2	28.5	42.7#
125	11.4	18.1	27.1#

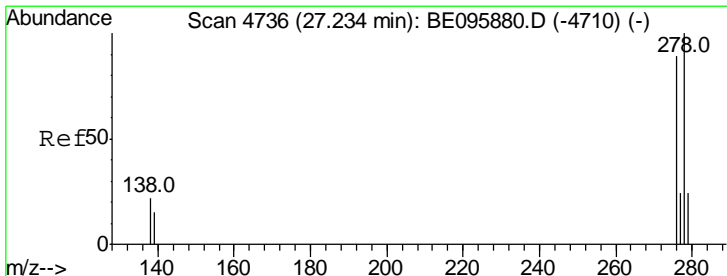
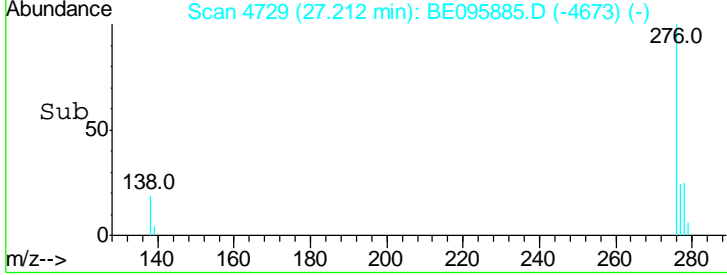
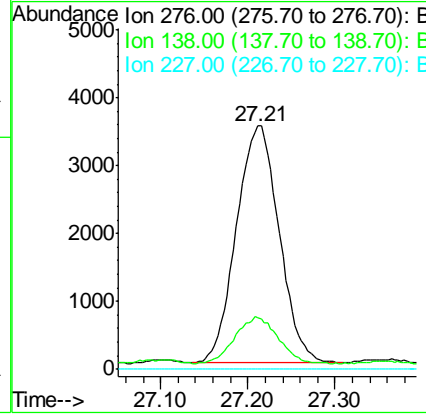
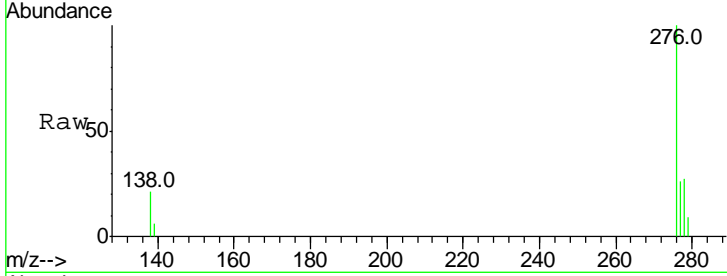




#24
 Indeno(1,2,3-cd)pyrene
 Concen: 0.391 ng/ul
 RT: 27.21 min Scan# 4729
 Delta R.T. -0.00 min
 Lab File: BE095885.D
 Acq: 28 Mar 2018 20:06

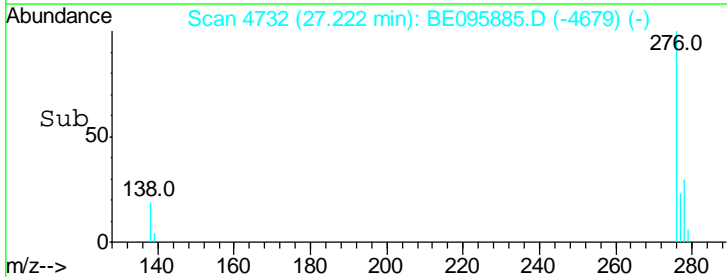
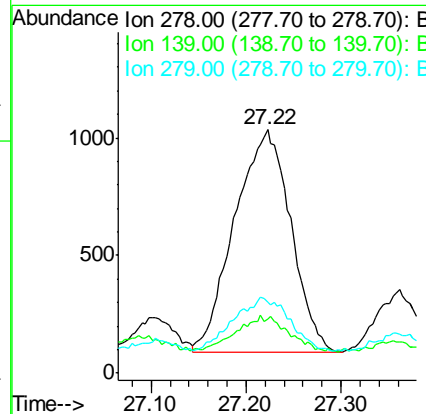
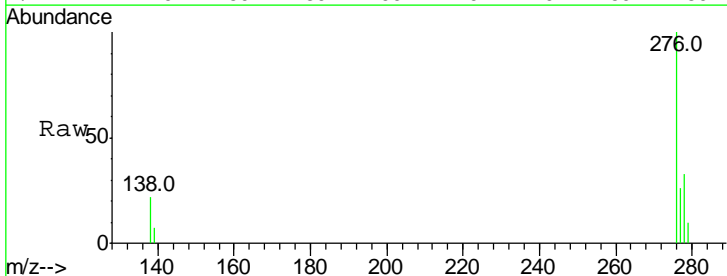
Instrument : BNA_E
 ClientSampled :

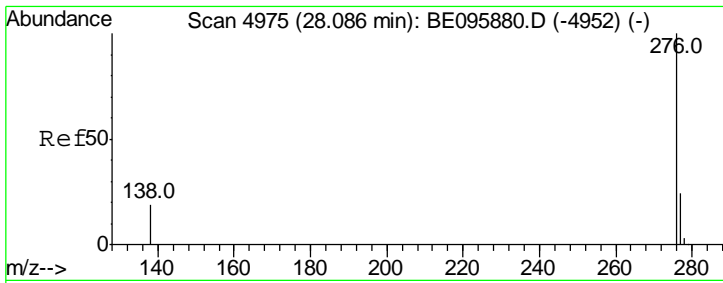
Tgt Ion	Resp	Lower	Upper
276	11898		
138	20.4	28.0	42.0#
227	0.0	8.0	12.0#



#25
 Dibenzo(a,h)anthracene
 Concen: 0.158 ng/ul
 RT: 27.22 min Scan# 4732
 Delta R.T. -0.01 min
 Lab File: BE095885.D
 Acq: 28 Mar 2018 20:06

Tgt Ion	Resp	Lower	Upper
278	3857		
139	22.2	17.4	26.0
279	29.2	25.9	38.9





#26
 Benzo(a,h,i)perylene
 Concen: 0.255 ng/ul
 RT: 28.09 min Scan# 4974
 Delta R.T. -0.00 min
 Lab File: BE095885.D
 Acq: 28 Mar 2018 20:06

Instrument :
 BNA_E
 ClientSampled :

Tot Ion	Ion	Ratio	Lower	Upper
6677	276	100		
	138	23.8	21.8	32.8
	277	27.5	20.5	30.7

