

Data Path : Z:\HPCHEM1\BNA\_E\DATA\BE072115\  
 Data File : BE090184.D  
 Acq On : 20 Jul 2015 20:41  
 Operator : TP/IZ  
 Sample : SSTD3.215  
 Misc :  
 ALS Vial : 7 Sample Multiplier: 1

Quant Time: Jul 21 03:11:35 2015  
 Quant Method : Z:\HPCHEM1\BNA\_E\METHODS\SOM02.2-EPA-SIM-BE072115.M  
 Quant Title : ASP BNA STANDARDS FOR 5 POINT CALIBRATION  
 QLast Update : Tue Jul 21 03:09:00 2015  
 Response via : Initial Calibration

Internal Standards	R.T.	QIon	Response	Conc	Units	Dev(Min)
1) 1,4-Dichlorobenzene-d4	7.60	152	877	0.40	ng/ul	0.00
2) Naphthalene-d8	10.37	136	4515	0.40	ng/ul	0.00
6) Acenaphthene-d10	14.21	164	2540	0.40	ng/ul	0.00
10) Phenanthrene-d10	16.94	188	6504	0.40	ng/ul	0.00
16) Chrysene-d12	21.11	240	7731	0.40	ng/ul	0.00
20) Perylene-d12	23.43	264	6365	0.40	ng/ul	0.00

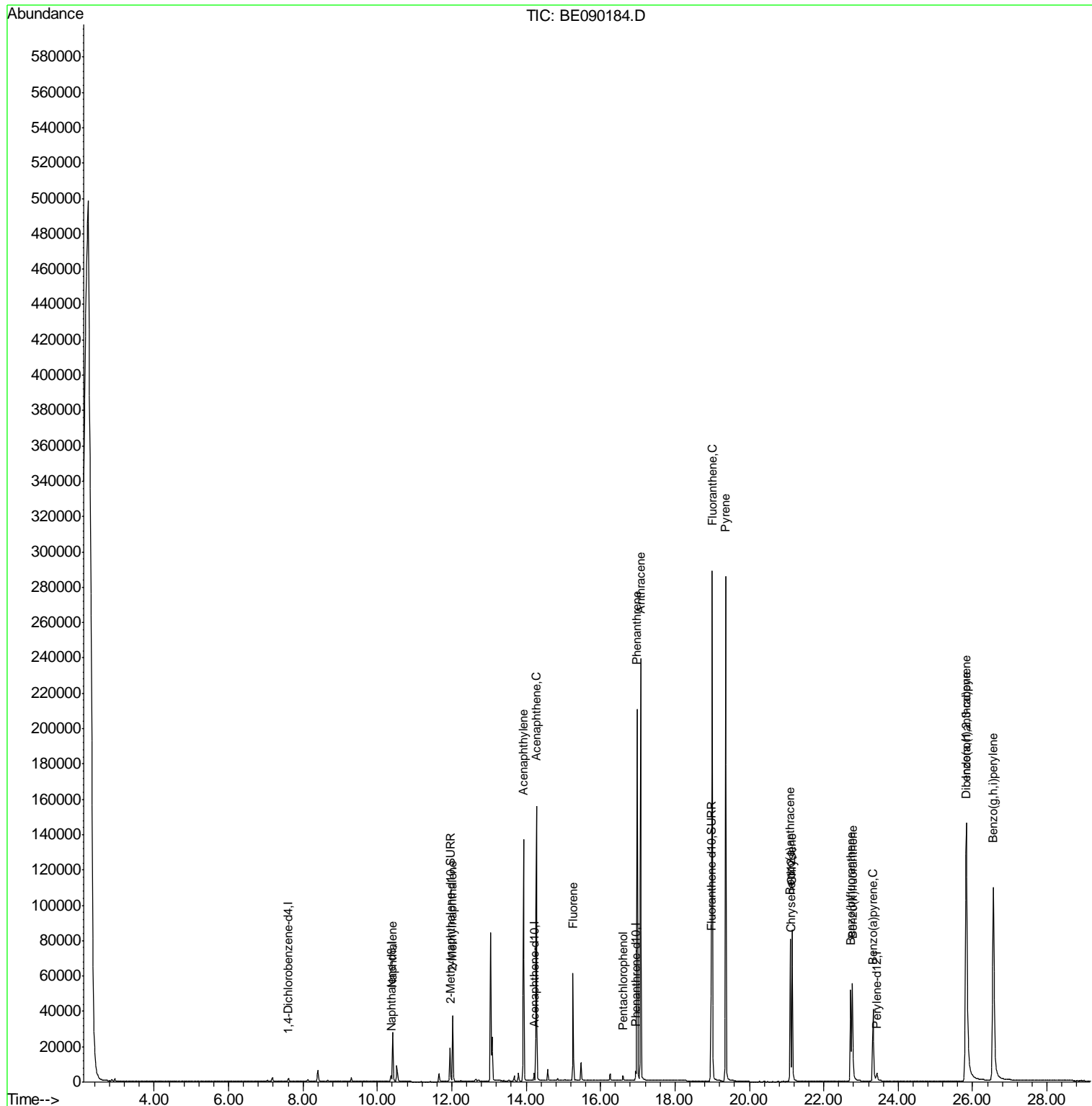
System Monitoring Compounds	R.T.	QIon	Response	Conc	Units	Dev(Min)
4) 2-Methylnaphthalene-d10	11.95	152	24080	3.29	ng/ul	0.00
14) Fluoranthene-d10	18.97	212	67484	3.50	ng/ul	0.00

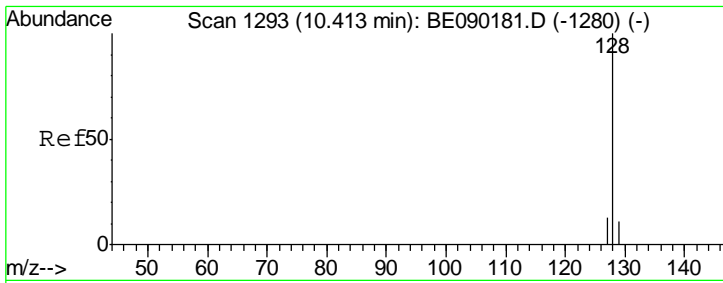
Target Compounds	R.T.	QIon	Response	Conc	Units	Qvalue
3) Naphthalene	10.41	128	38460	3.10	ng/ul	95
5) 2-Methylnaphthalene	12.03	142	26953	3.27	ng/ul	99
7) Acenaphthylene	13.93	152	180378	3.36	ng/ul	97
8) Acenaphthene	14.27	153	127275	3.35	ng/ul	97
9) Fluorene	15.26	166	37587	3.37	ng/ul	99
11) Pentachlorophenol	16.60	266	2470	3.91	ng/ul	93
12) Phenanthrene	16.98	178	246338	3.09	ng/ul	94
13) Anthracene	17.07	178	249030	3.21	ng/ul	98
15) Fluoranthene	19.00	202	304839	3.44	ng/ul	99
17) Pyrene	19.36	202	314880	2.95	ng/ul	100
18) Benzo(a)anthracene	21.10	228	70935	3.39	ng/ul	98
19) Chrysene	21.15	228	77459	2.97	ng/ul	99
21) Benzo(b)fluoranthene	22.72	252	66484	3.55	ng/ul	96
22) Benzo(k)fluoranthene	22.77	252	83890	3.16	ng/ul	97
23) Benzo(a)pyrene	23.32	252	69337	3.54	ng/ul#	96
24) Indeno(1,2,3-cd)pyrene	25.83	276	318613	3.78	ng/ul	100
25) Dibenzo(a,h)anthracene	25.85	278	65332	4.05	ng/ul	98
26) Benzo(g,h,i)perylene	26.56	276	276073	3.56	ng/ul	95

(#) = qualifier out of range (m) = manual integration (+) = signals summed

Data Path : Z:\HPCHEM1\BNA\_E\DATA\BE072115\  
 Data File : BE090184.D  
 Acq On : 20 Jul 2015 20:41  
 Operator : TP/IZ  
 Sample : SSTD3.215  
 Misc :  
 ALS Vial : 7 Sample Multiplier: 1

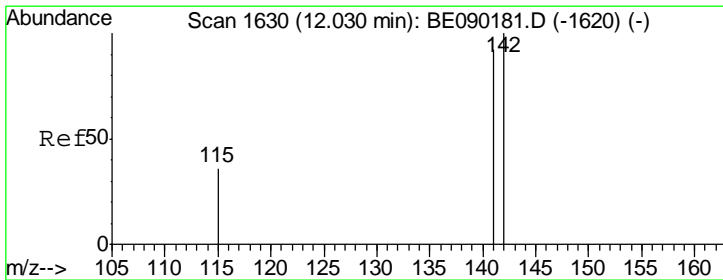
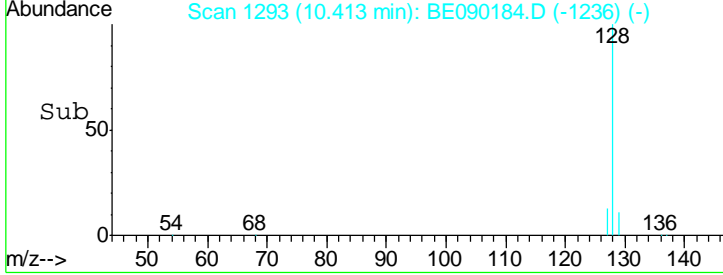
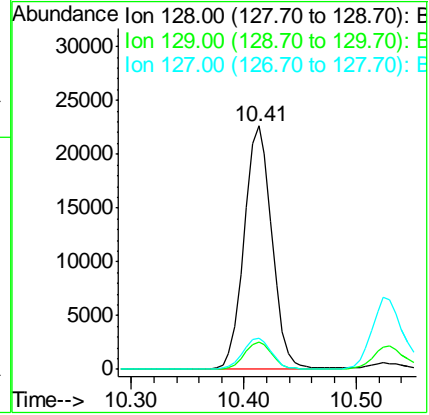
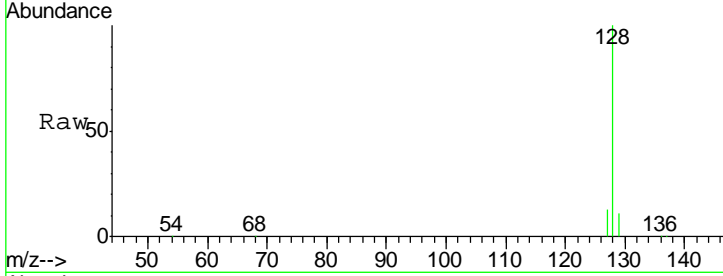
Quant Time: Jul 21 03:11:35 2015  
 Quant Method : Z:\HPCHEM1\BNA\_E\METHODS\SOM02.2-EPA-SIM-BE072115.M  
 Quant Title : ASP BNA STANDARDS FOR 5 POINT CALIBRATION  
 QLast Update : Tue Jul 21 03:09:00 2015  
 Response via : Initial Calibration





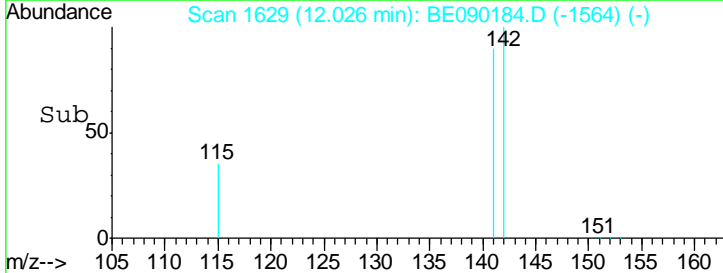
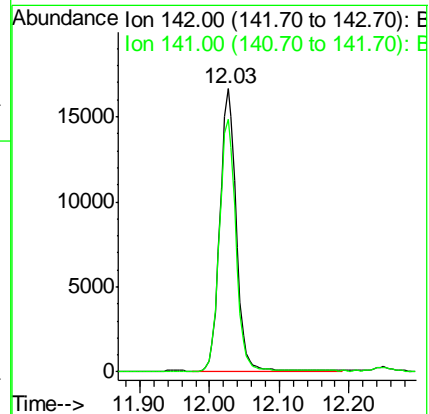
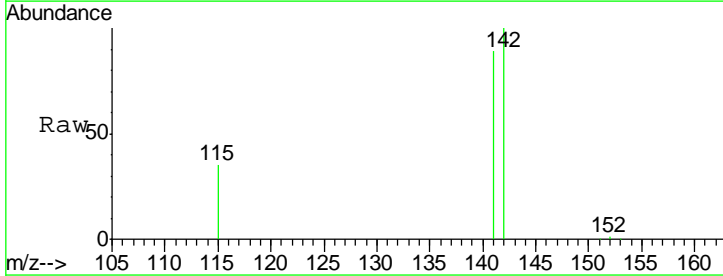
#3  
 Naphthalene  
 Concen: 3.10 ng/ul  
 RT: 10.41 min Scan# 1293  
 Delta R.T. 0.00 min  
 Lab File: BE090184.D  
 Acq: 20 Jul 2015 20:41

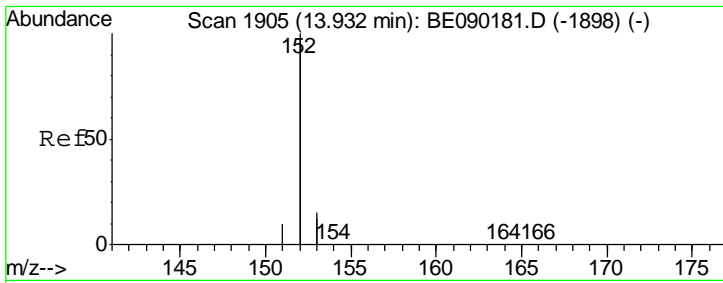
Tgt Ion	Resp	Lower	Upper
128	100		
129	11.1	10.2	15.4
127	12.8	11.9	17.9



#5  
 2-Methylnaphthalene  
 Concen: 3.27 ng/ul  
 RT: 12.03 min Scan# 1629  
 Delta R.T. -0.00 min  
 Lab File: BE090184.D  
 Acq: 20 Jul 2015 20:41

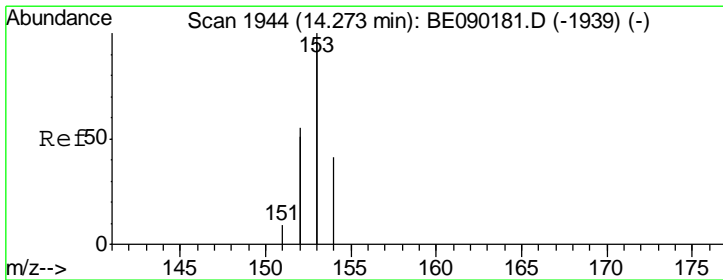
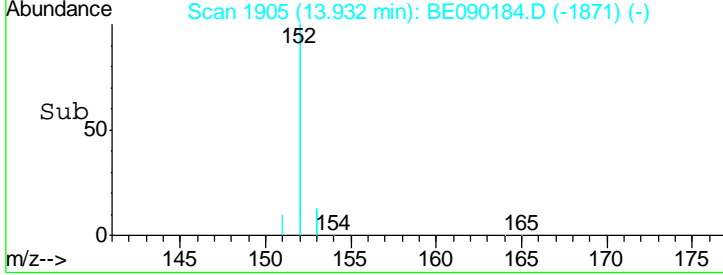
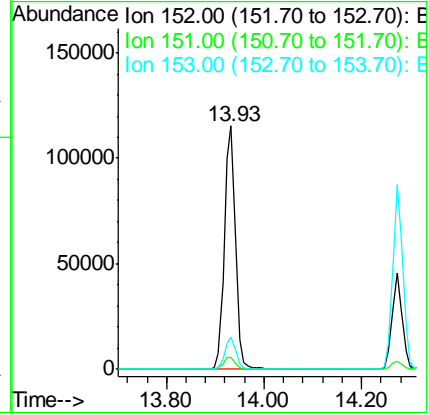
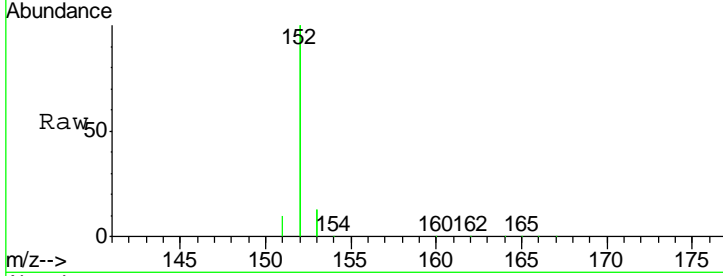
Tgt Ion	Resp	Lower	Upper
142	100		
141	91.0	73.4	110.2





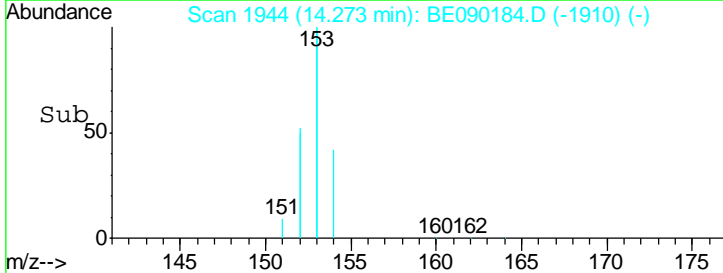
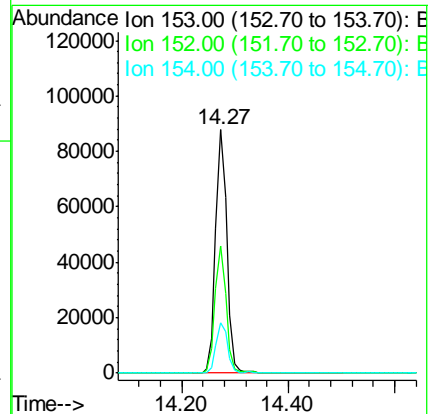
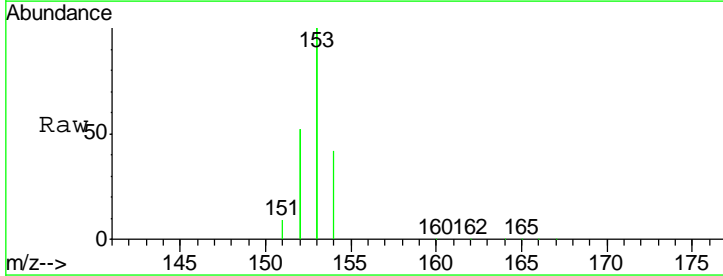
#7  
 Acenaphthylene  
 Concen: 3.36 ng/ul  
 RT: 13.93 min Scan# 1905  
 Delta R.T. 0.00 min  
 Lab File: BE090184.D  
 Acq: 20 Jul 2015 20:41

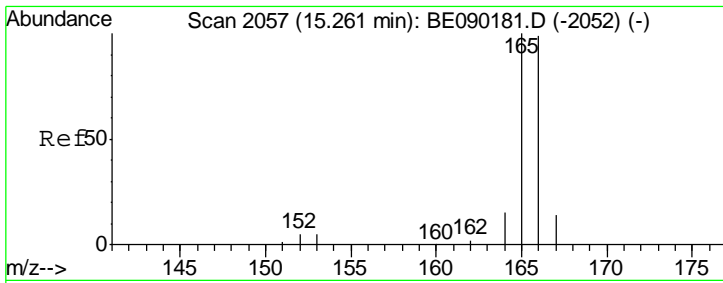
Tgt Ion	Resp	Lower	Upper
152	180378		
151	4.9	4.2	6.4
153	13.5	11.9	17.9



#8  
 Acenaphthene  
 Concen: 3.35 ng/ul  
 RT: 14.27 min Scan# 1944  
 Delta R.T. 0.00 min  
 Lab File: BE090184.D  
 Acq: 20 Jul 2015 20:41

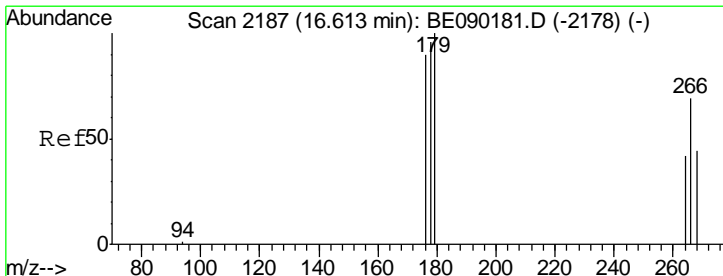
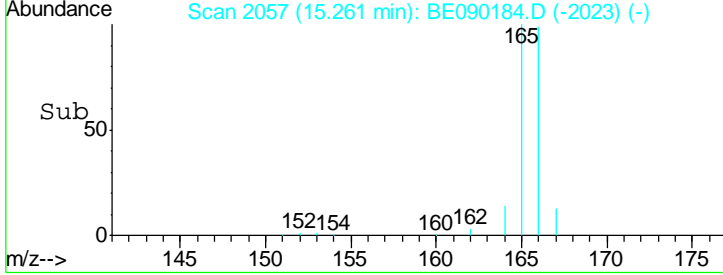
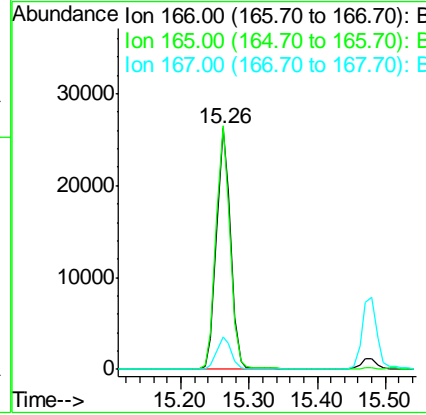
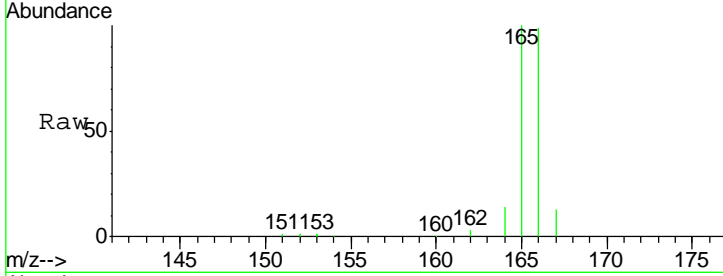
Tgt Ion	Resp	Lower	Upper
153	127275		
152	52.2	43.8	65.8
154	20.9	16.8	25.2





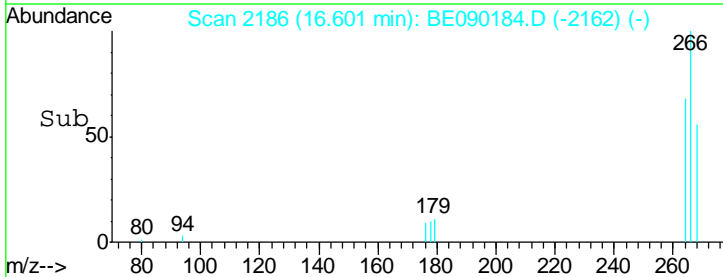
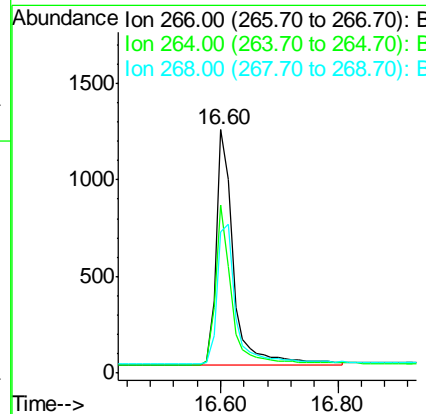
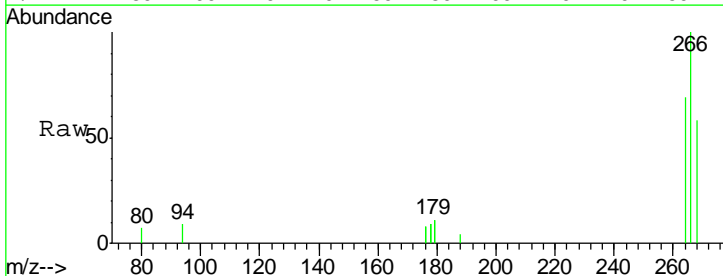
#9  
 Fluorene  
 Concen: 3.37 ng/ul  
 RT: 15.26 min Scan# 2057  
 Delta R.T. 0.00 min  
 Lab File: BE090184.D  
 Acq: 20 Jul 2015 20:41

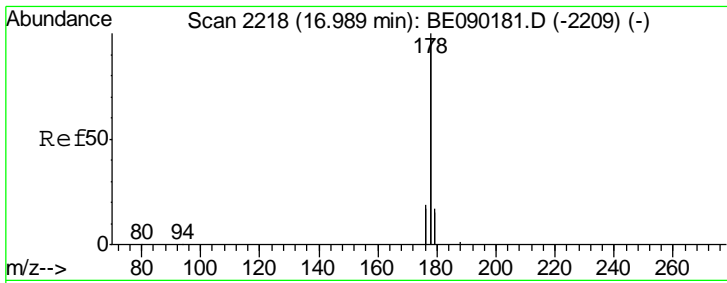
Tgt Ion	Resp	Ion Ratio	Lower	Upper
166	37587	100		
165		101.2	81.2	121.8
167		13.5	12.6	19.0



#11  
 Pentachlorophenol  
 Concen: 3.91 ng/ul  
 RT: 16.60 min Scan# 2186  
 Delta R.T. -0.01 min  
 Lab File: BE090184.D  
 Acq: 20 Jul 2015 20:41

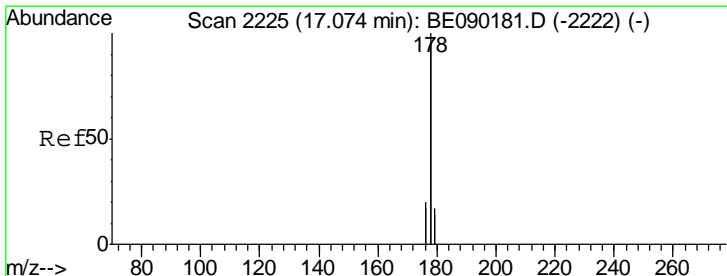
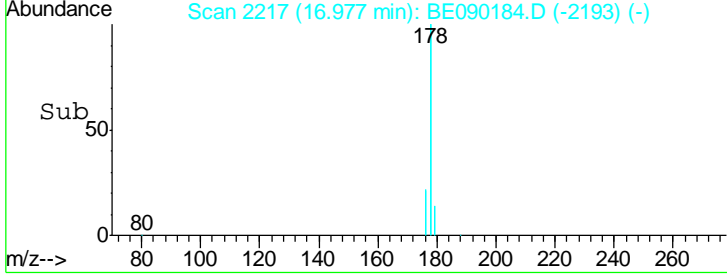
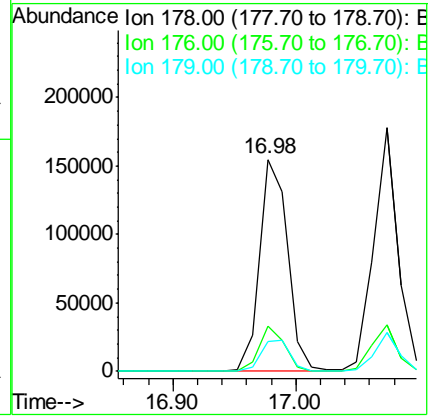
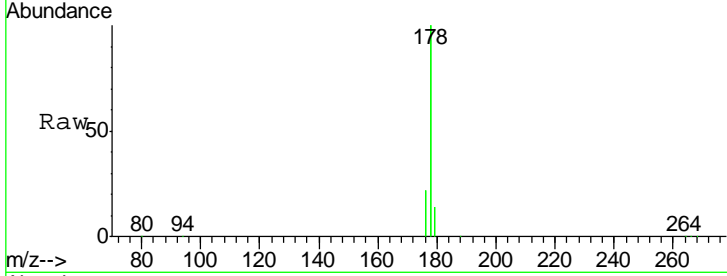
Tgt Ion	Resp	Ion Ratio	Lower	Upper
266	2470	100		
264		64.3	47.7	71.5
268		65.2	47.0	70.6





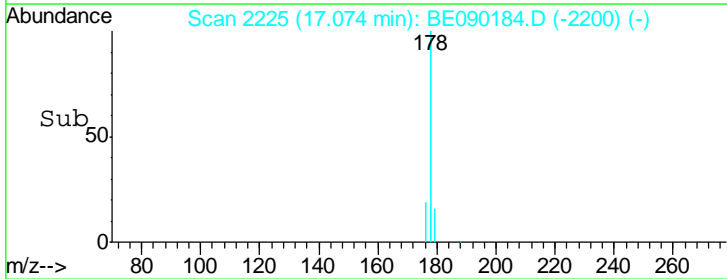
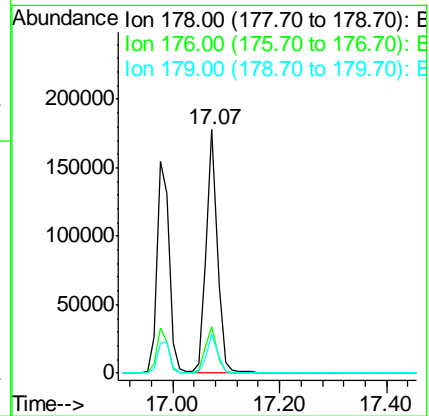
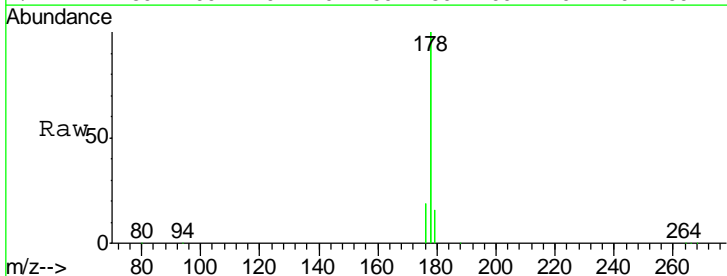
#12  
 Phenanthrene  
 Concen: 3.09 ng/ul  
 RT: 16.98 min Scan# 2217  
 Delta R.T. -0.01 min  
 Lab File: BE090184.D  
 Acq: 20 Jul 2015 20:41

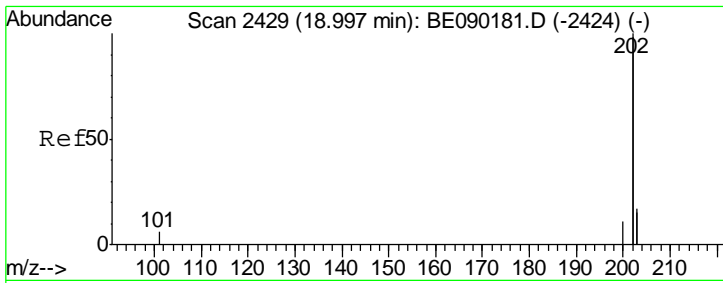
Tgt Ion	Resp	Lower	Upper
178	246338		
176	21.6	15.3	22.9
179	14.4	14.0	21.0



#13  
 Anthracene  
 Concen: 3.21 ng/ul  
 RT: 17.07 min Scan# 2225  
 Delta R.T. 0.00 min  
 Lab File: BE090184.D  
 Acq: 20 Jul 2015 20:41

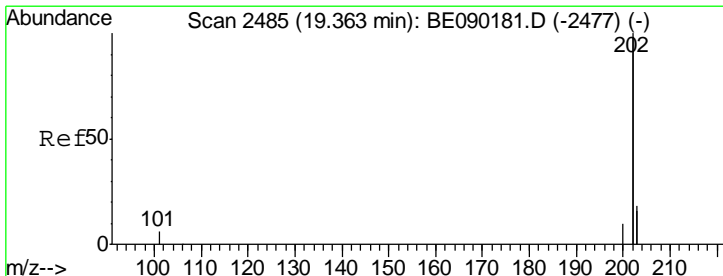
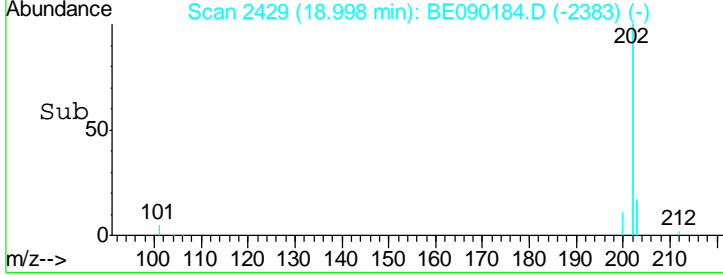
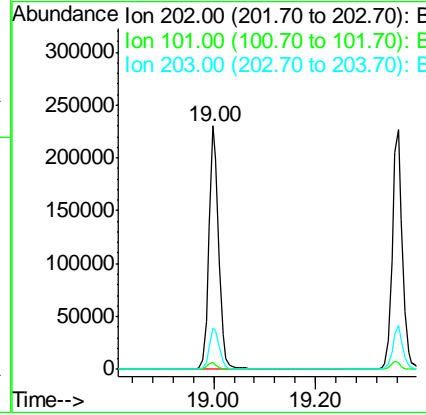
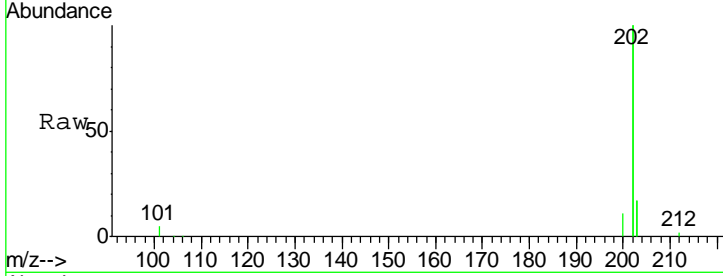
Tgt Ion	Resp	Lower	Upper
178	249030		
176	18.8	16.0	24.0
179	15.9	13.4	20.0





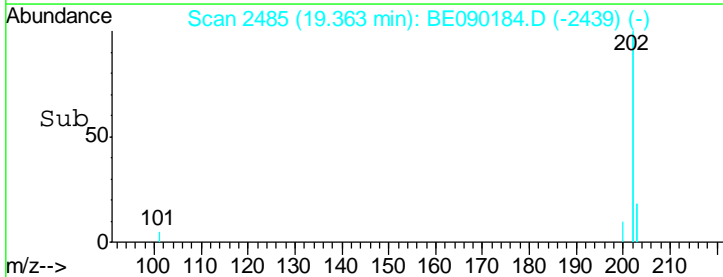
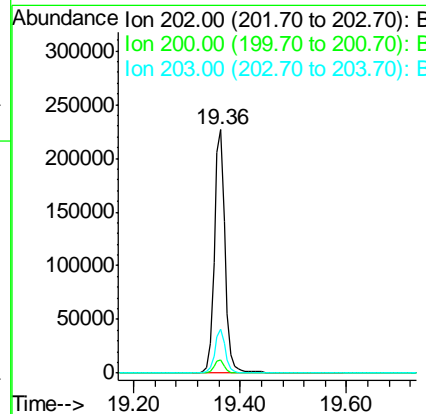
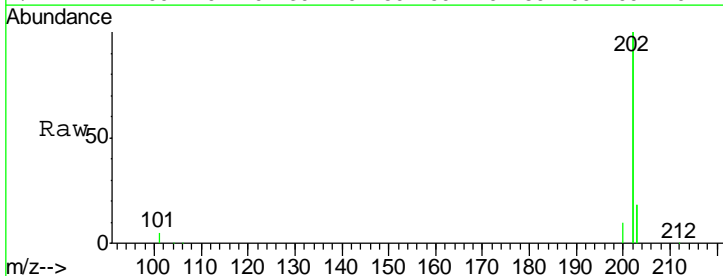
#15  
 Fluoranthene  
 Concen: 3.44 ng/ul  
 RT: 19.00 min Scan# 2429  
 Delta R.T. 0.00 min  
 Lab File: BE090184.D  
 Acq: 20 Jul 2015 20:41

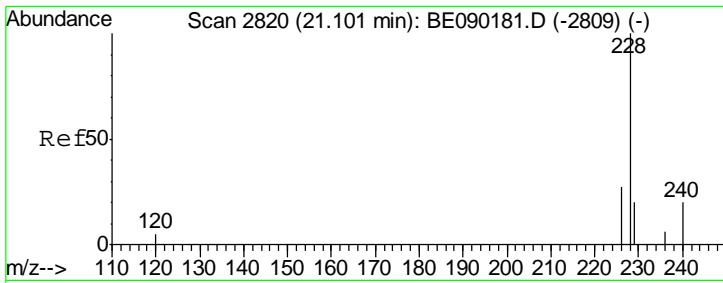
Tgt Ion	Resp	Lower	Upper
202	304839		
101	2.7	0.0	23.0
203	16.8	0.0	37.0



#17  
 Pyrene  
 Concen: 2.95 ng/ul  
 RT: 19.36 min Scan# 2485  
 Delta R.T. 0.00 min  
 Lab File: BE090184.D  
 Acq: 20 Jul 2015 20:41

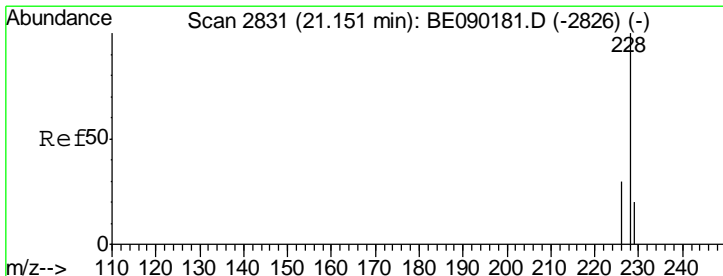
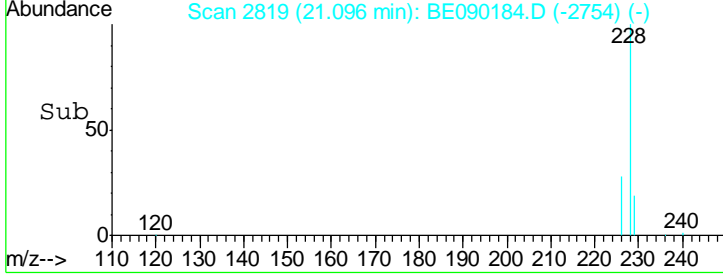
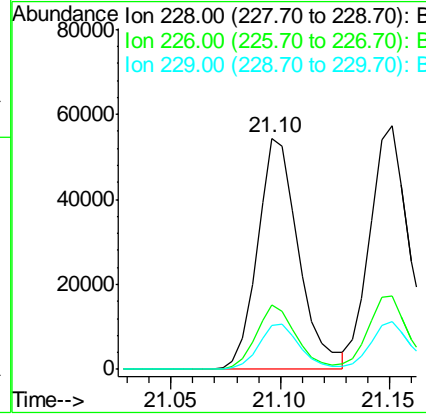
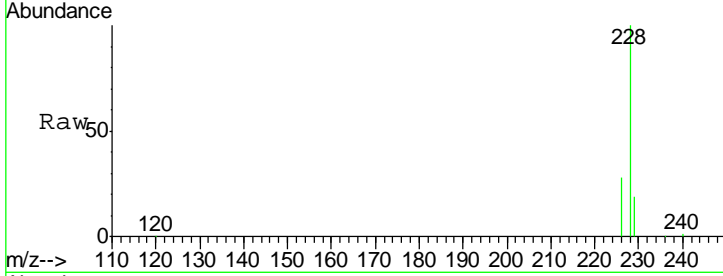
Tgt Ion	Resp	Lower	Upper
202	314880		
200	5.2	4.3	6.5
203	18.2	14.6	21.8





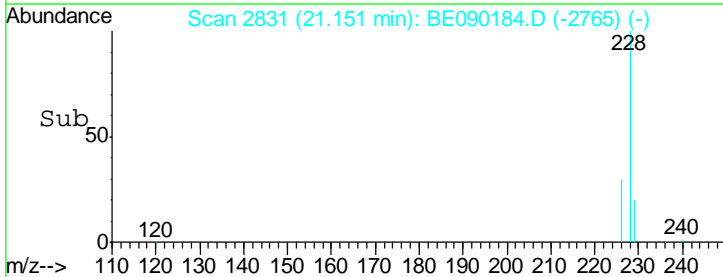
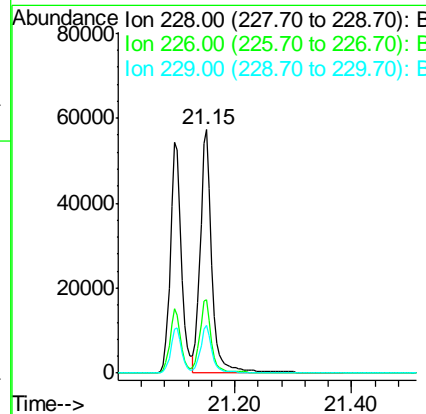
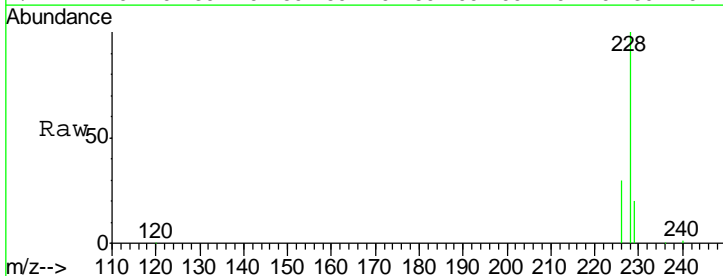
#18  
 Benzo(a)anthracene  
 Concen: 3.39 ng/ul  
 RT: 21.10 min Scan# 2819  
 Delta R.T. -0.00 min  
 Lab File: BE090184.D  
 Acq: 20 Jul 2015 20:41

Tgt Ion	Resp	Lower	Upper
228	70935		
226	28.1	22.2	33.4
229	19.2	16.9	25.3

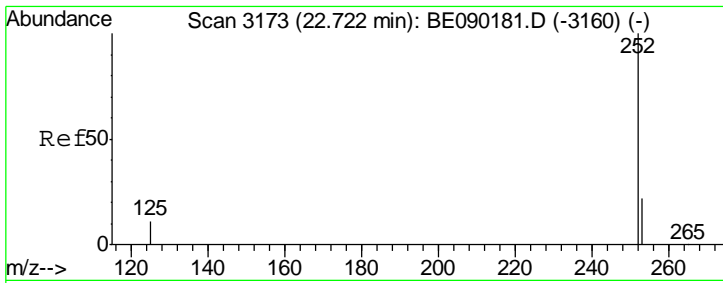


#19  
 Chrysene  
 Concen: 2.97 ng/ul  
 RT: 21.15 min Scan# 2831  
 Delta R.T. 0.00 min  
 Lab File: BE090184.D  
 Acq: 20 Jul 2015 20:41

Tgt Ion	Resp	Lower	Upper
228	77459		
226	30.1	24.3	36.5
229	19.8	16.6	24.8

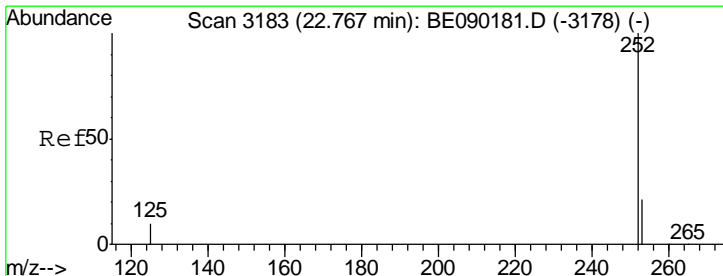
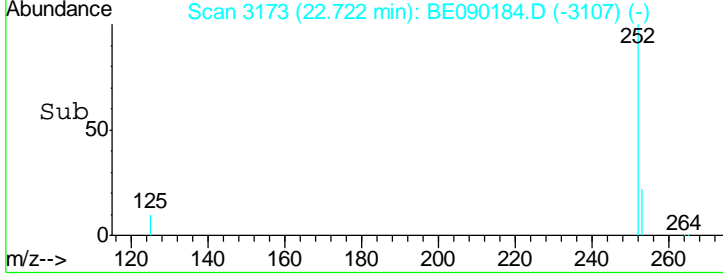
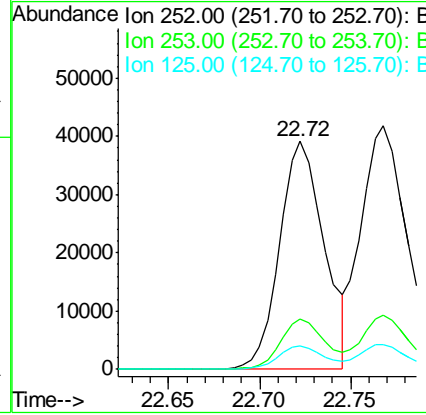
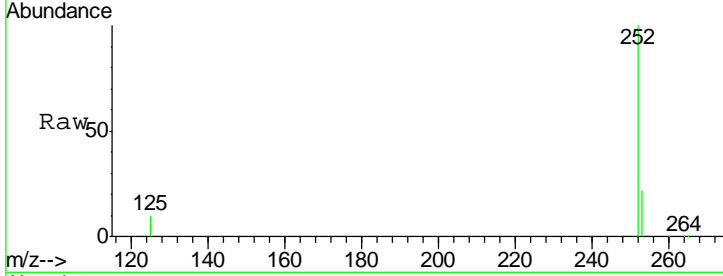






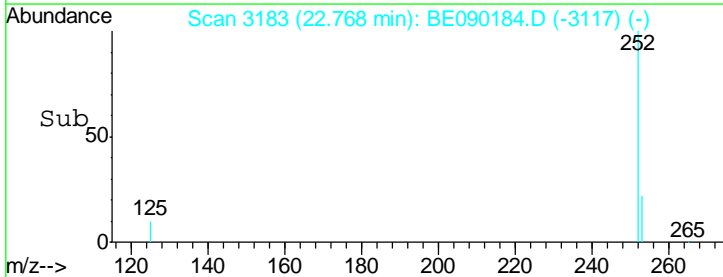
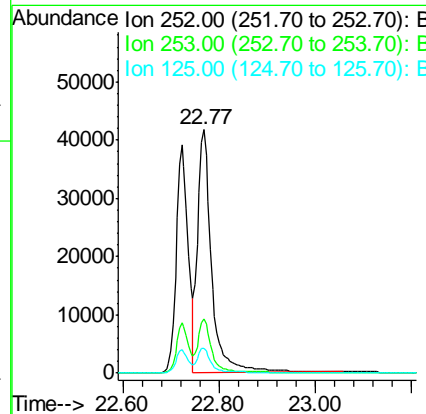
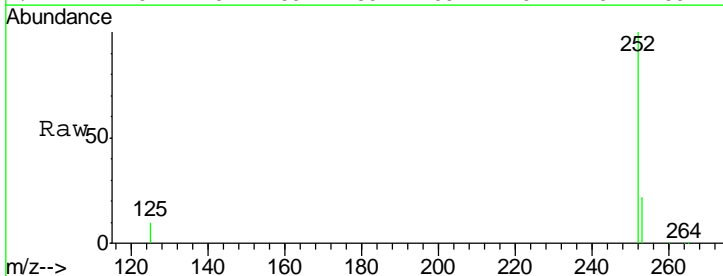
#21  
 Benzo(b)fluoranthene  
 Concen: 3.55 ng/ul  
 RT: 22.72 min Scan# 3173  
 Delta R.T. 0.00 min  
 Lab File: BE090184.D  
 Acq: 20 Jul 2015 20:41

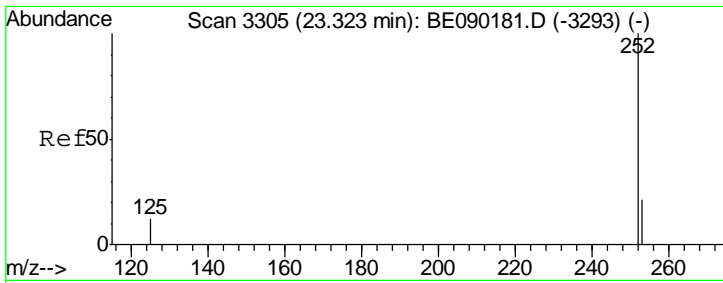
Tgt Ion	Resp	Lower	Upper
252	100		
253	22.1	0.0	46.8
125	10.2	0.0	25.4



#22  
 Benzo(k)fluoranthene  
 Concen: 3.16 ng/ul  
 RT: 22.77 min Scan# 3183  
 Delta R.T. 0.00 min  
 Lab File: BE090184.D  
 Acq: 20 Jul 2015 20:41

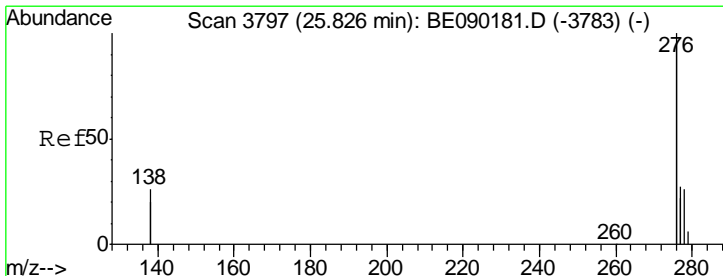
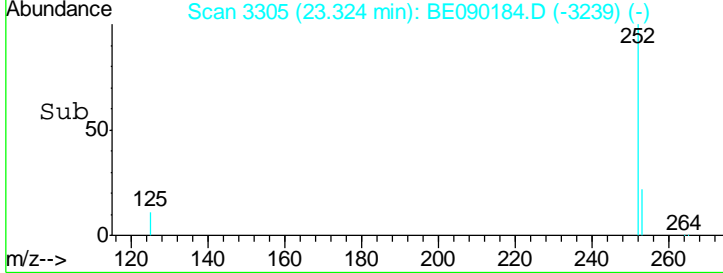
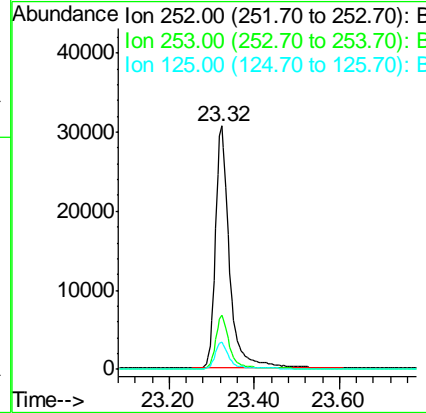
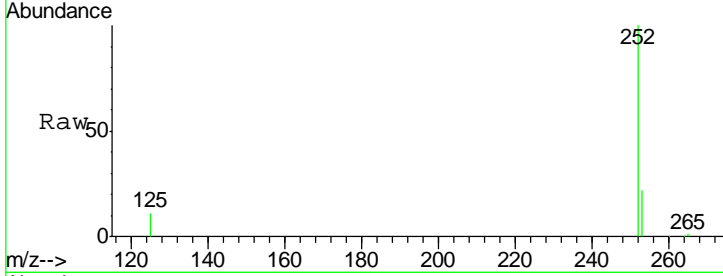
Tgt Ion	Resp	Lower	Upper
252	100		
253	22.2	18.3	27.5
125	10.3	9.8	14.8





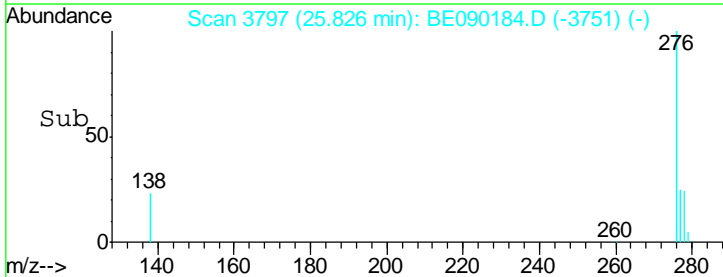
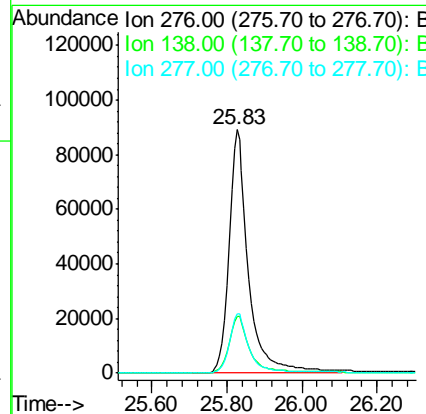
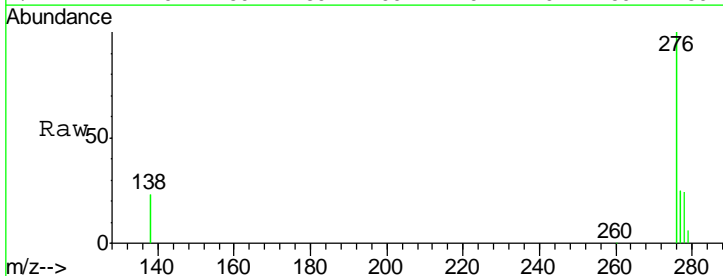
#23  
 Benzo(a)pyrene  
 Concen: 3.54 ng/ul  
 RT: 23.32 min Scan# 3305  
 Delta R.T. 0.00 min  
 Lab File: BE090184.D  
 Acq: 20 Jul 2015 20:41

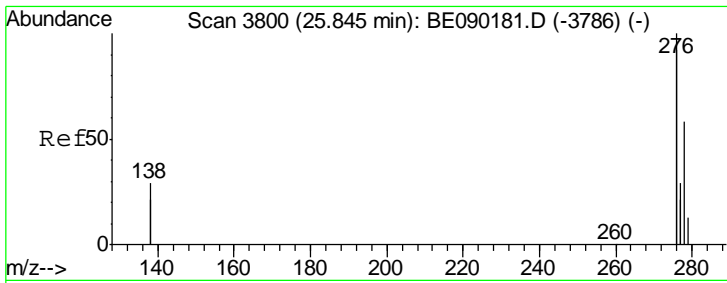
Tgt Ion	Resp	Lower	Upper
252	69337		
253	22.1	18.4	27.6
125	11.2	11.5	17.3#



#24  
 Indeno(1,2,3-cd)pyrene  
 Concen: 3.78 ng/ul  
 RT: 25.83 min Scan# 3797  
 Delta R.T. 0.00 min  
 Lab File: BE090184.D  
 Acq: 20 Jul 2015 20:41

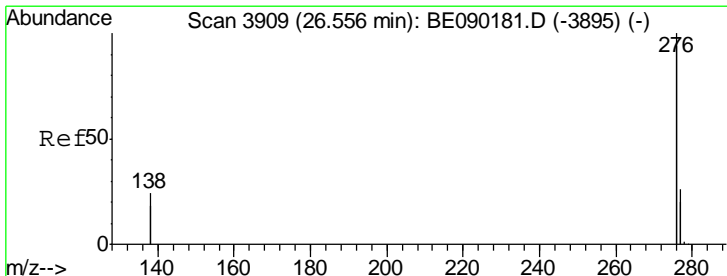
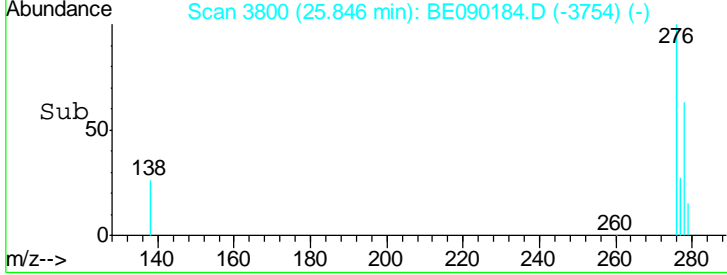
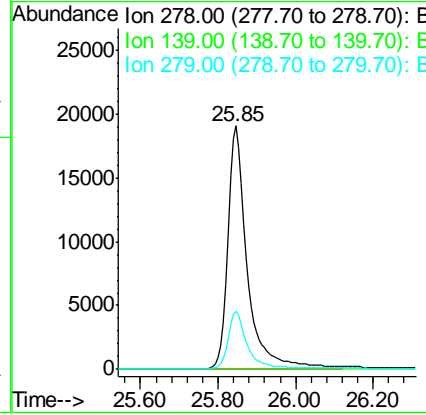
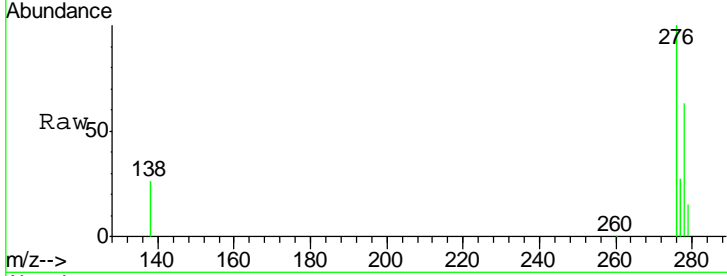
Tgt Ion	Resp	Lower	Upper
276	318613		
138	24.8	19.8	29.8
277	24.9	19.8	29.6





#25  
 Dibenzo(a,h)anthracene  
 Concen: 4.05 ng/ul  
 RT: 25.85 min Scan# 3800  
 Delta R.T. 0.00 min  
 Lab File: BE090184.D  
 Acq: 20 Jul 2015 20:41

Tgt Ion	Resp	Lower	Upper
278	65332		
278	100		
139	0.0	0.0	0.0
279	23.8	20.0	30.0



#26  
 Benzo(g,h,i)perylene  
 Concen: 3.56 ng/ul  
 RT: 26.56 min Scan# 3910  
 Delta R.T. 0.01 min  
 Lab File: BE090184.D  
 Acq: 20 Jul 2015 20:41

Tgt Ion	Resp	Lower	Upper
276	276073		
276	100		
277	24.0	20.6	31.0
138	20.6	19.3	28.9

