

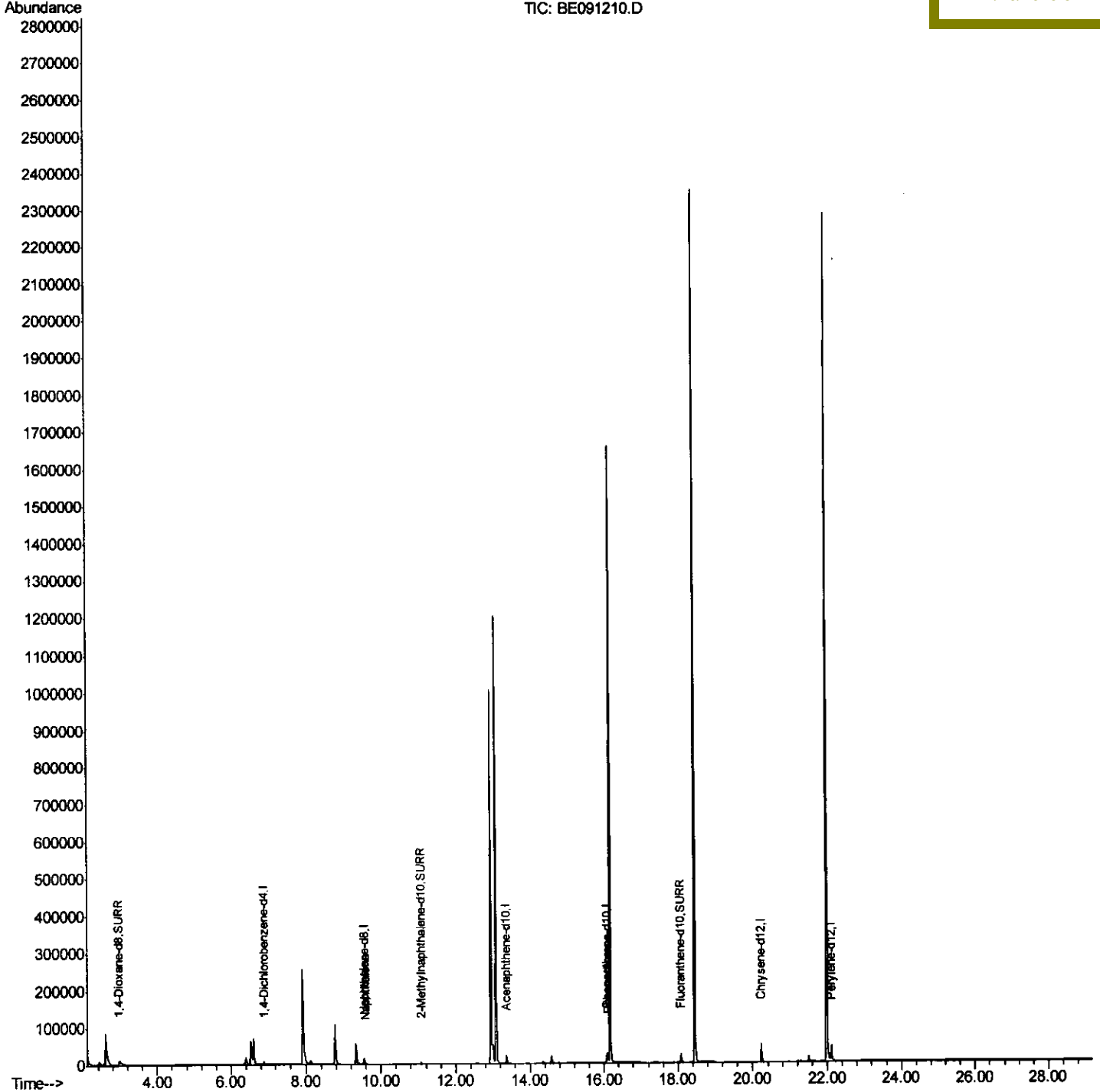
Data Path : Z:\HPCHEM1\BNA E\DATA\BE111715\
 Data File : BE091210.D
 Acq On : 17 Nov 2015 18:44
 Operator : UM/NP
 Sample : G4309-06
 Misc :
 ALS Vial : 32 Sample Multiplier: 1

Instrument :
 BNA_E
 ClientSampleId :
 D9KP4

Quant Time: Nov 18 04:57:17 2015
 Quant Method : Z:\HPCHEM1\BNA E\METHODS\SOM02.2-EPA-SIM-BE102715.M
 Quant Title : ASP BNA STANDARDS FOR 5 POINT CALIBRATION
 QLast Update : Wed Nov 18 04:23:52 2015
 Response via : Initial Calibration

Manual Integrations
 APPROVED

Mmdadoda
 11/19/2015 6:41:51 PM



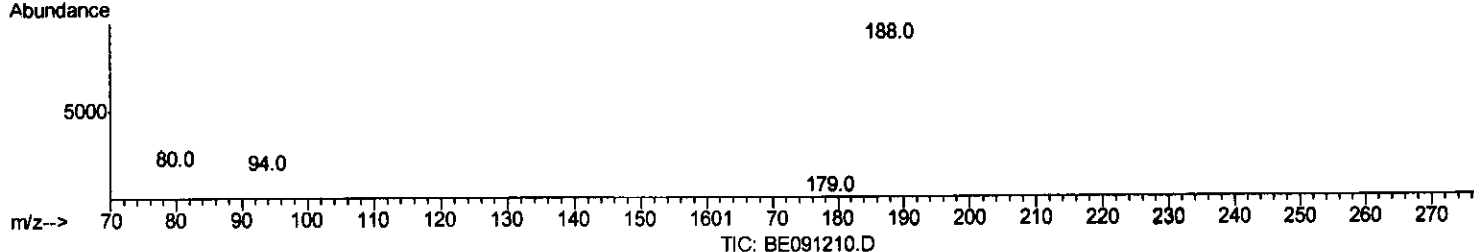
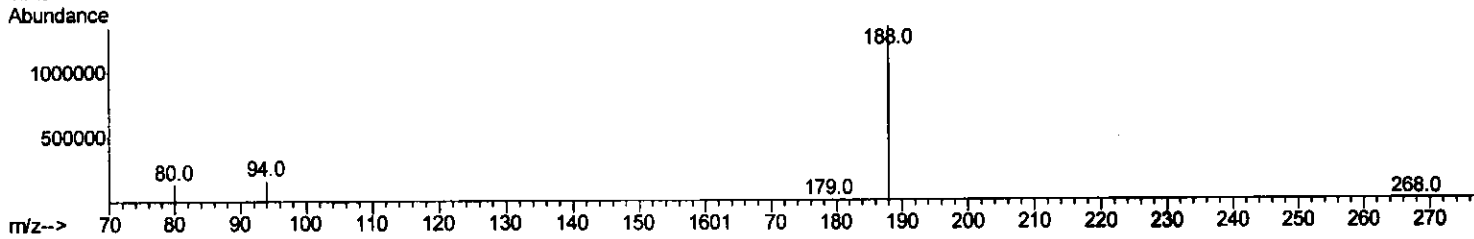
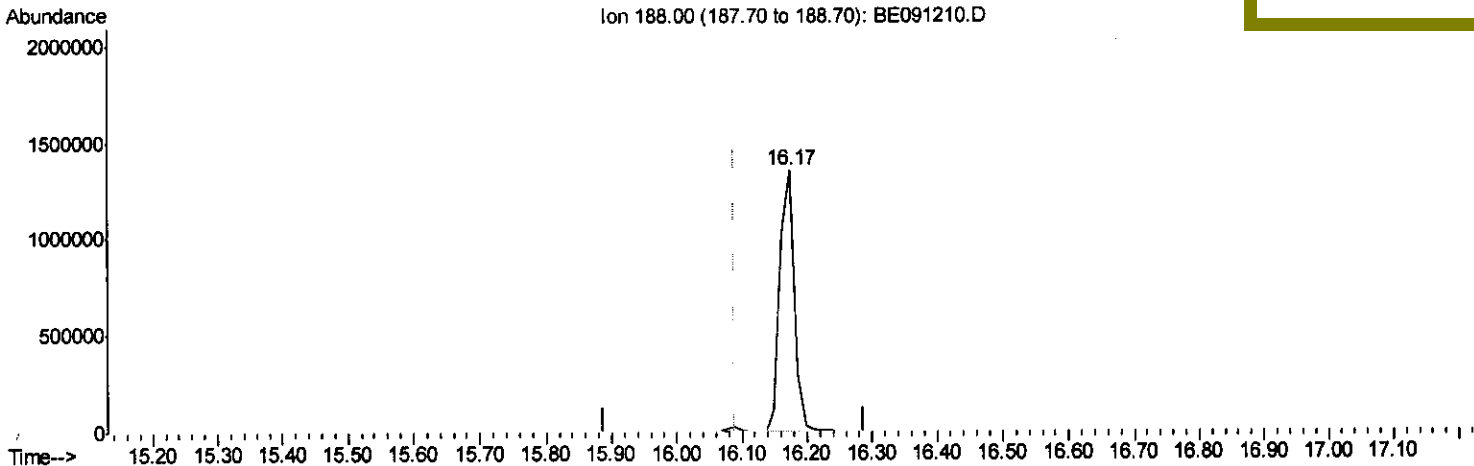
Quantitation Report (Qedit)

Data Path : Z:\HPCHEM1\BNA E\DATA\BE111715\
 Data File : BE091210.D
 Acq On : 17 Nov 2015 18:44
 Operator : UM/NP
 Sample : G4309-06
 Misc :
 ALS Vial : 32 Sample Multiplier: 1

Instrument :
 BNA_E
 ClientSampleId :
 D9KP4

Quant Time: Nov 18 04:26:23 2015
 Quant Method : Z:\HPCHEM1\BNA E\METHODS\SOM02.2-EPA-SIM-BE102715.M
 Quant Title : ASP BNA STANDARDS FOR 5 POINT CALIBRATION
 QLast Update : Wed Nov 18 04:23:52 2015
 Response via : Initial Calibration

Manual Integrations
 APPROVED
 Mmdadoda
 11/19/2015 6:41:51 PM



(12) Phenanthrene-d10 (I)

16.174min (+0.086) 0.40ng/ul
 response 2049935

ion	Exp%	Act%
188.00	100	100
94.00	9.00	11.78#
80.00	8.90	10.20
0.00	0.00	0.00

Quantitation Report (Qedit)

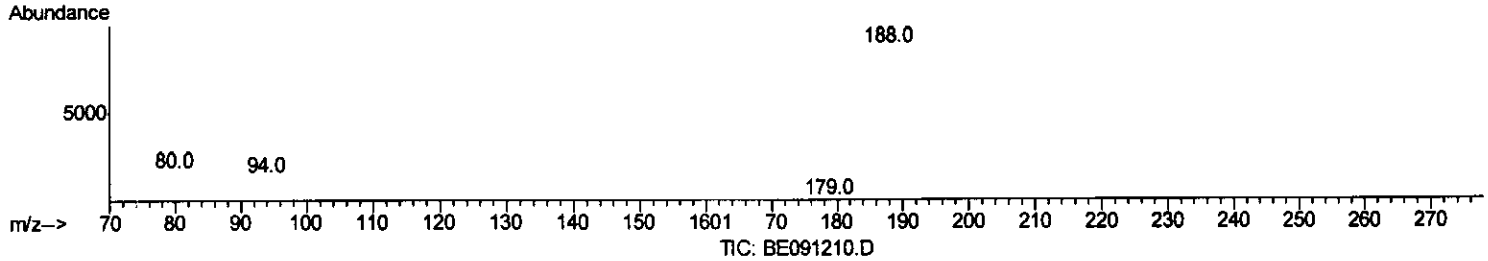
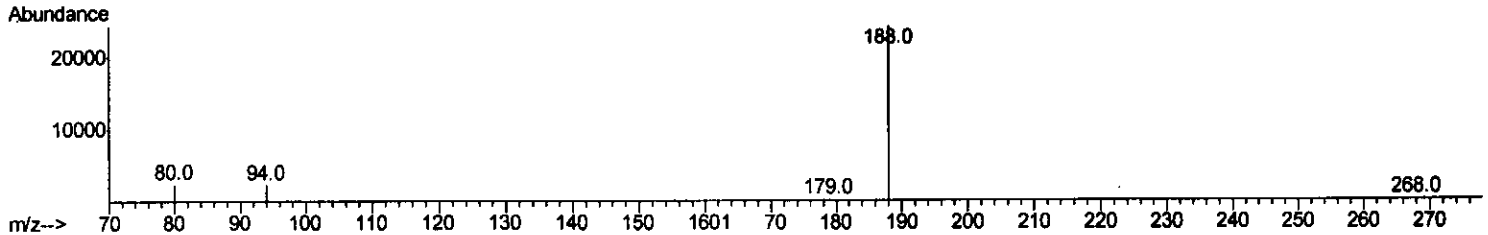
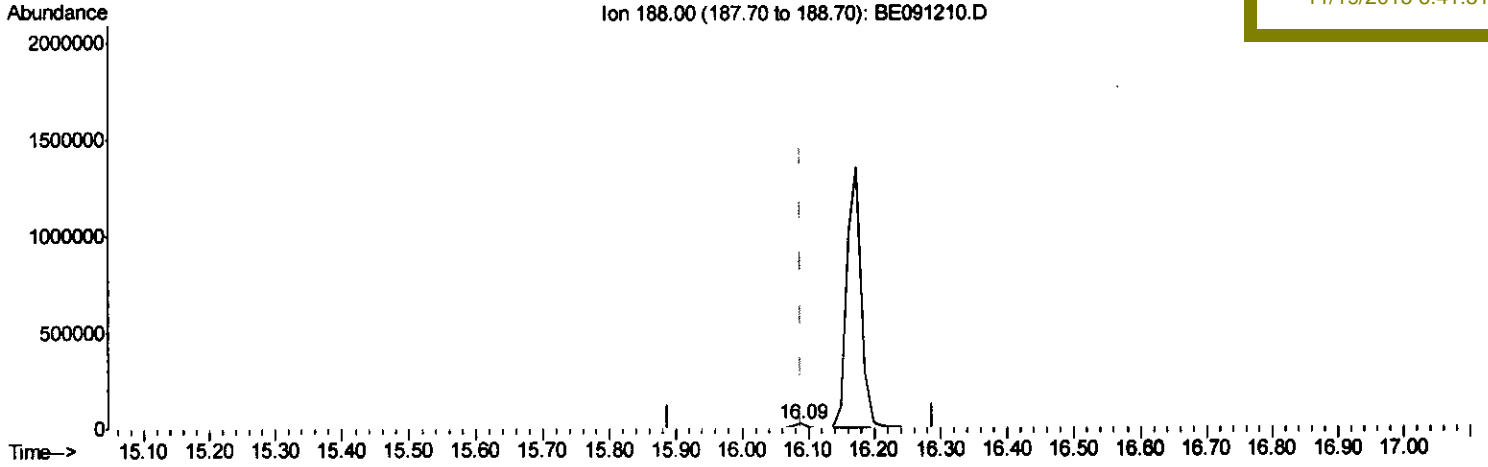
Data Path : Z:\HPCHEM1\BNA E\DATA\BE111715\
 Data File : BE091210.D
 Acq On : 17 Nov 2015 18:44
 Operator : UM/NP
 Sample : G4309-06
 Misc :
 ALS Vial : 32 Sample Multiplier: 1

Instrument :
 BNA_E
 ClientSampleId :
 D9KP4

Quant Time: Nov 18 04:26:23 2015
 Quant Method : Z:\HPCHEM1\BNA E\METHODS\SOM02.2-EPA-SIM-BE102715.M
 Quant Title : ASP BNA STANDARDS FOR 5 POINT CALIBRATION
 QLast Update : Wed Nov 18 04:23:52 2015
 Response via : Initial Calibration

Manual Integrations
 APPROVED

Mmdadoda
 11/19/2015 6:41:51 PM



(12) Phenanthrene-d10 (I)

16.089min (+0.001) 0.40ng/ul m *U.M*
11/20/15

response 33853

Ion	Exp%	Act%
188.00	100	100
94.00	9.00	9.47
80.00	8.90	10.07
0.00	0.00	0.00

Quantitation Report (Qedit)

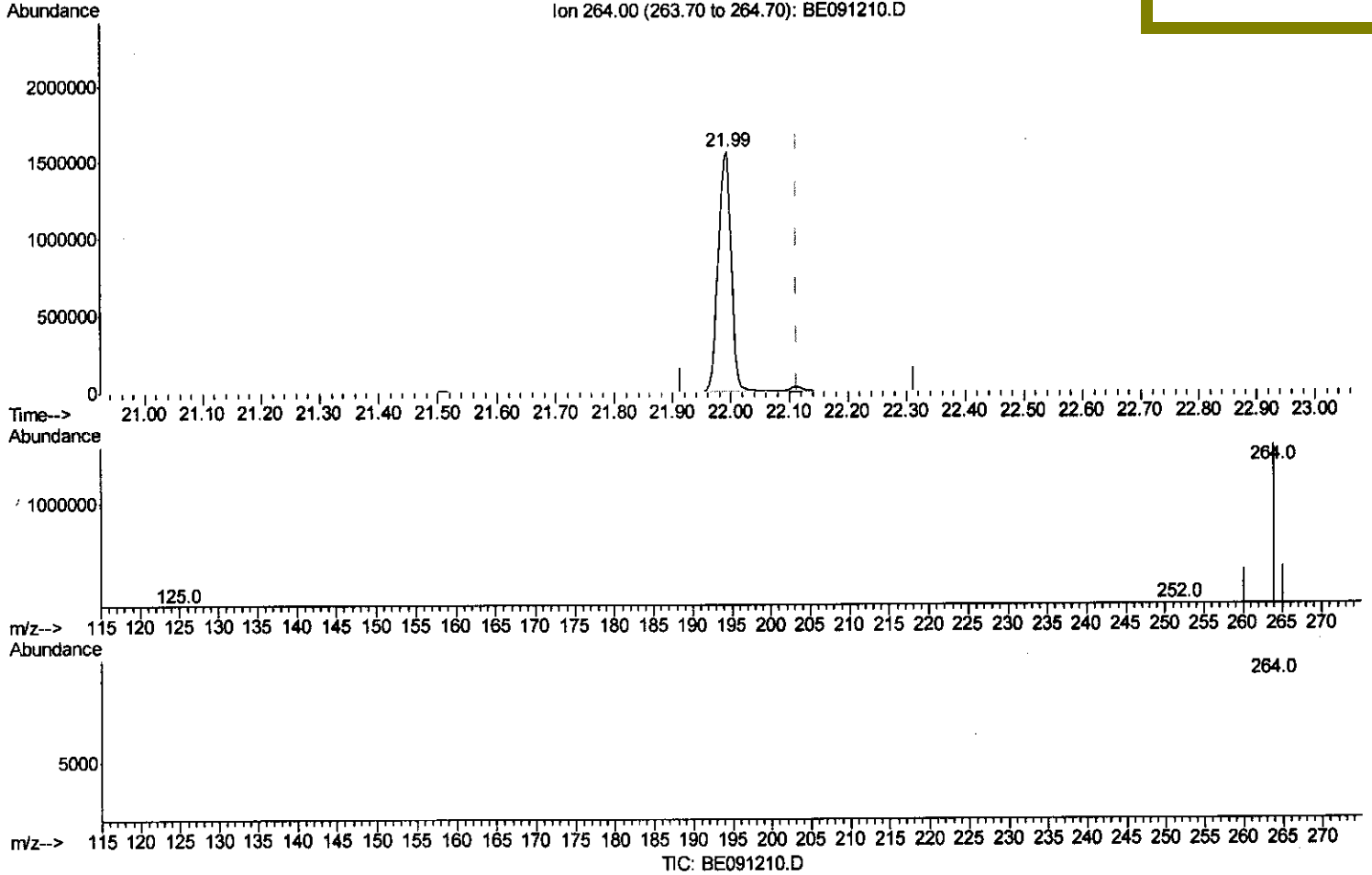
Data Path : Z:\HPCHEM1\BNA E\DATA\BE111715\
 Data File : BE091210.D
 Acq On : 17 Nov 2015 18:44
 Operator : UM/NP
 Sample : G4309-06
 Misc :
 ALS Vial : 32 Sample Multiplier: 1

Instrument :
 BNA_E
 ClientSampleId :
 D9KP4

Quant Time: Nov 18 04:56:04 2015
 Quant Method : Z:\HPCHEM1\BNA E\METHODS\SOM02.2-EPA-SIM-BE102715.M
 Quant Title : ASP BNA STANDARDS FOR 5 POINT CALIBRATION
 QLast Update : Wed Nov 18 04:23:52 2015
 Response via : Initial Calibration

Manual Integrations
 APPROVED

Mmdadoda
 11/19/2015 6:41:51 PM



(22) Perylene-d12 (l)

21.993min (-0.120) 0.40ng/ul

response 2448503

Ion	Exp%	Act%
264.00	100	100
260.00	28.90	21.94#
265.00	34.70	23.54#
0.00	0.00	0.00


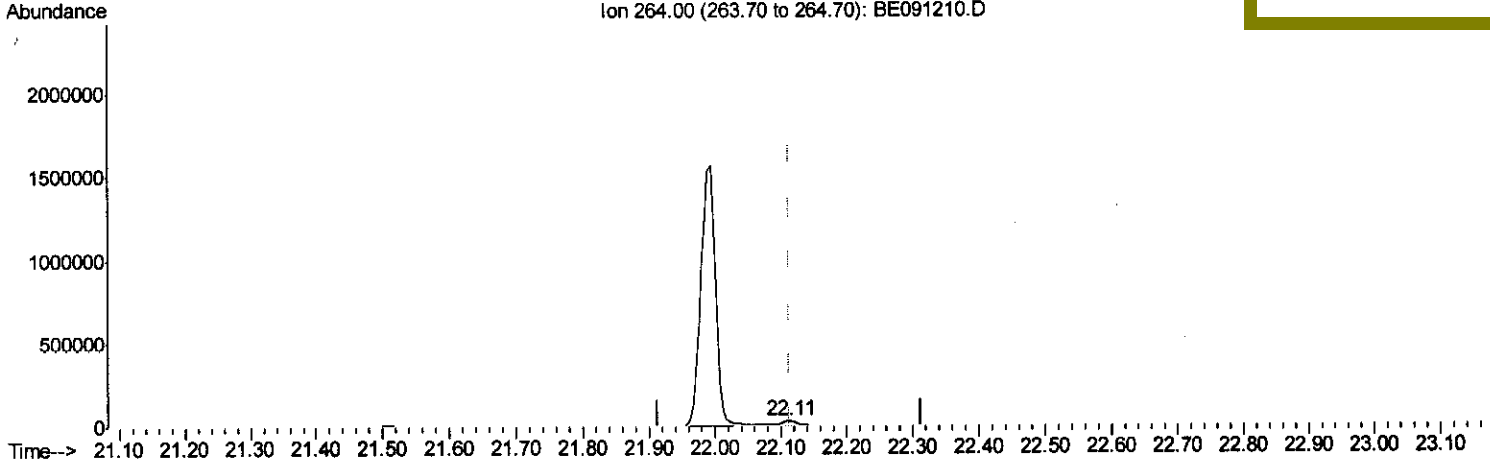
Quantitation Report (Qedit)

Data Path : Z:\HPCHEM1\BNA E\DATA\BE111715\
Data File : BE091210.D
Acq On : 17 Nov 2015 18:44
Operator : UM/NP
Sample : G4309-06
Misc :
ALS Vial : 32 Sample Multiplier: 1

Instrument :
BNA_E
ClientSampleId :
D9KP4

Quant Time: Nov 18 04:56:04 2015
Quant Method : Z:\HPCHEM1\BNA E\METHODS\SOM02.2-EPA-SIM-BE102715.M
Quant Title : ASP BNA STANDARDS FOR 5 POINT CALIBRATION
QLast Update : Wed Nov 18 04:23:52 2015
Response via : Initial Calibration

Manual Integrations
APPROVED
Mmdadoda
11/19/2015 6:41:51 PM



(22) Perylene-d12 (l)

22.112min (-0.001) 0.40ng/ul m *U.M*
11/20/15

response 57361

Ion	Exp%	Act%
264.00	100	100
260.00	28.90	24.66
265.00	34.70	22.68#
0.00	0.00	0.00

Data Path : Z:\HPCHEM1\BNA E\DATA\BE111715\
 Data File : BE091210.D
 Acq On : 17 Nov 2015 18:44
 Operator : UM/NP
 Sample : G4309-06
 Misc :
 ALS Vial : 32 Sample Multiplier: 1

Instrument :
 BNA_E
 ClientSampleId :
 D9KP4

Quant Time: Nov 18 04:57:17 2015
 Quant Method : Z:\HPCHEM1\BNA E\METHODS\SOM02.2-EPA-SIM-BE102715.M
 Quant Title : ASP BNA STANDARDS FOR 5 POINT CALIBRATION
 QLast Update : Wed Nov 18 04:23:52 2015
 Response via : Initial Calibration

Manual Integrations
 APPROVED
 Mmdadoda
 11/19/2015 6:41:51 PM

Internal Standards	R.T.	QIon	Response	Conc	Units	Dev(Min)
1) 1,4-Dichlorobenzene-d4	6.87	152	3738	0.40	ng/ul	-0.02
4) Naphthalene-d8	9.55	136	20763	0.40	ng/ul	-0.02
8) Acenaphthene-d10	13.36	164	13297	0.40	ng/ul	0.00
12) Phenanthrene-d10	16.09	188	33853m	0.40	ng/ul	0.00
18) Chrysene-d12	20.23	240	47289	0.40	ng/ul	0.00
22) Perylene-d12	22.11	264	57361m	0.40	ng/ul	0.00
System Monitoring Compounds						
2) 1,4-Dioxane-d8	2.98	96	23573	8.77	ng/uL	-0.04
6) 2-Methylnaphthalene-d10	11.07	152	8735	0.31	ng/ul	0.00
16) Fluoranthene-d10	18.07	212	30129	0.32	ng/ul	0.00
Target Compounds						Ovalue
5) Naphthalene	9.59	128	2624	0.05	ng/ul#	87
14) Phenanthrene	16.11	178	16133	0.04	ng/ul	93

U.M
11/20/15

(#) = qualifier out of range (m) = manual integration (+) = signals summed