

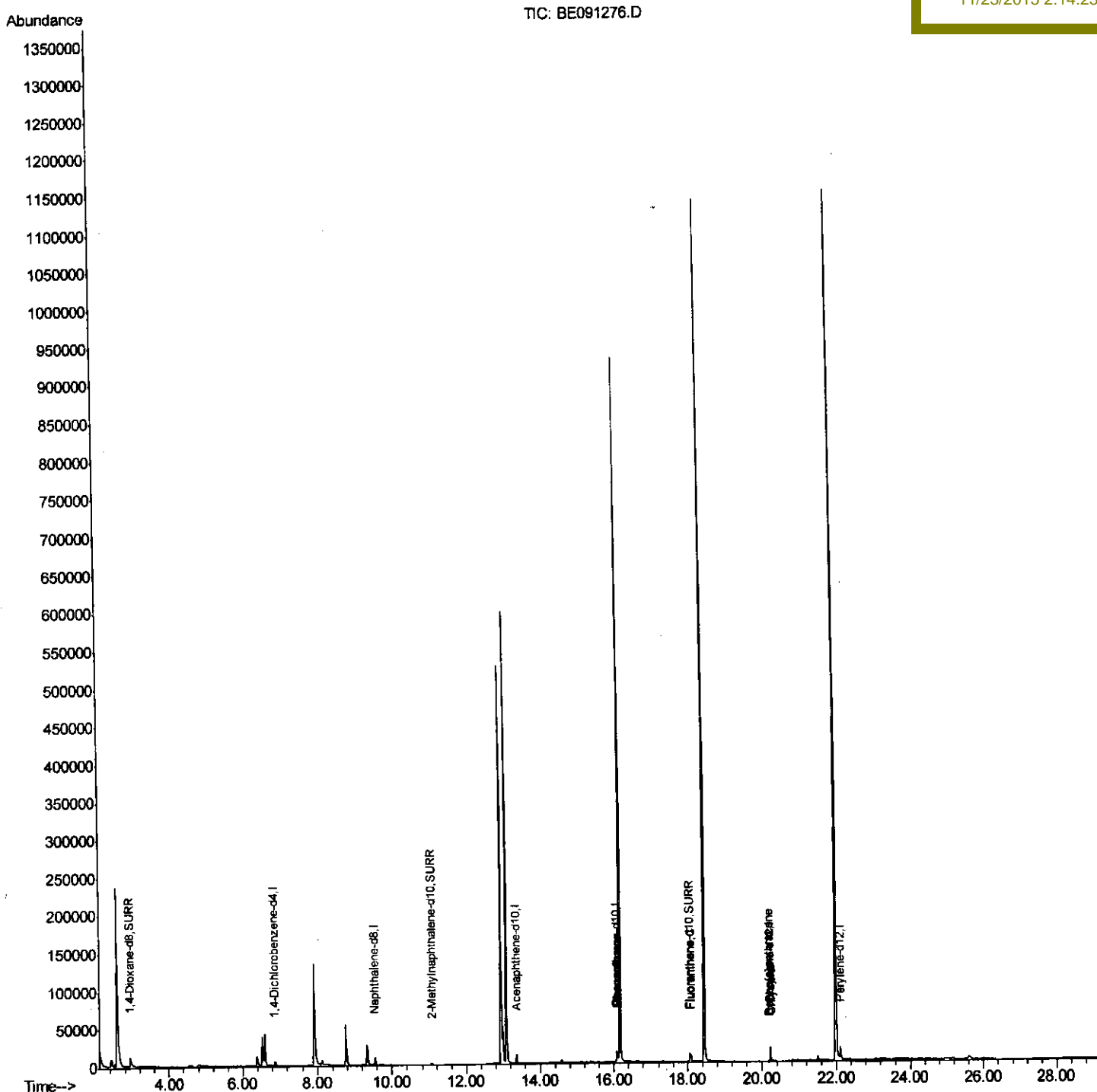
Data Path : Z:\HPCHEM1\BNA E\DATA\BE112215\
 Data File : BE091276.D
 Acq On : 21 Nov 2015 14:16
 Operator : UM/NP
 Sample : G4346-03
 Misc :
 ALS Vial : 8 Sample Multiplier: 1

Instrument :
 BNA_E
 Client Sampled :
 A4J71

Quant Time: Nov 23 10:15:25 2015
 Quant Method : Z:\HPCHEM1\BNA E\METHODS\SOM02.2-EPA-SIM-BE102715.M
 Quant Title : ASP BNA STANDARDS FOR 5 POINT CALIBRATION
 QLast Update : Sun Nov 22 01:30:49 2015
 Response via : Initial Calibration

Manual Integrations
 APPROVED

Mmdadoda
 11/23/2015 2:14:23 PM



Quantitation Report (Qedit)


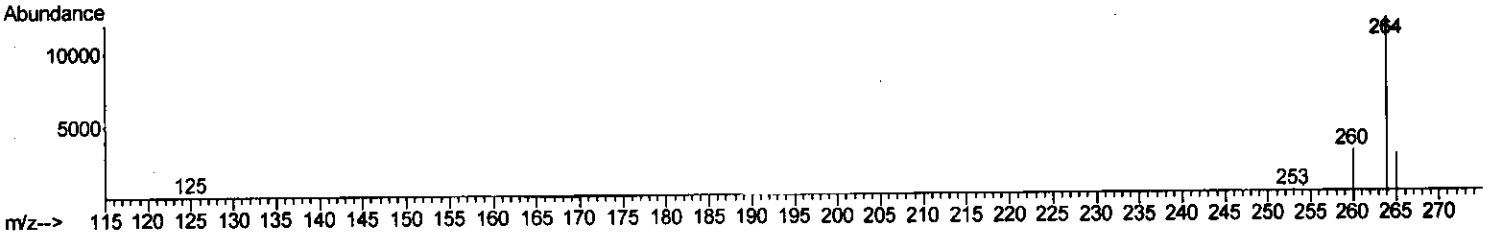
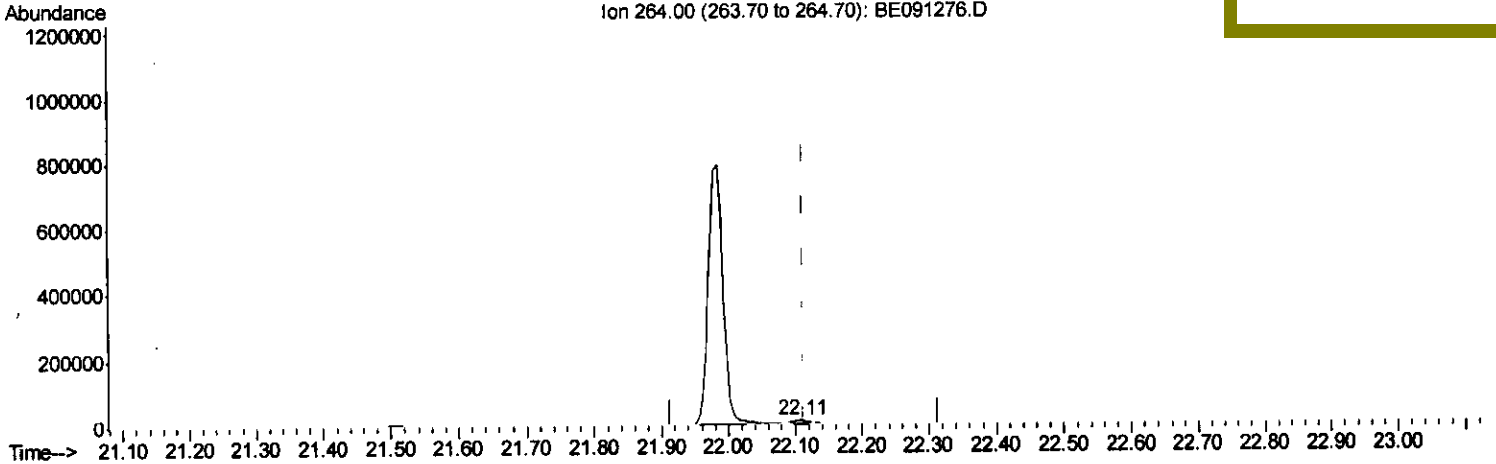
Data Path : Z:\HPCHEM1\BNA_E\DATA\BE112215\
 Data File : BE091276.D
 Acq On : 21 Nov 2015 14:16
 Operator : UM/NP
 Sample : G4346-03
 Misc :
 ALS Vial : 8 Sample Multiplier: 1

Instrument :
 BNA_E
 ClientSampleId :
 A4J71

Quant Time: Nov 22 01:47:41 2015
 Quant Method : Z:\HPCHEM1\BNA_E\METHODS\SOM02.2-EPA-SIM-BE102715.M
 Quant Title : ASP BNA STANDARDS FOR 5 POINT CALIBRATION
 QLast Update : Sun Nov 22 01:30:49 2015
 Response via : Initial Calibration

Manual Integrations
 APPROVED

Mmdadoda
 11/23/2015 2:14:23 PM



(22) Perylene-d12 (l)

22.107min (-0.006) 0.40ng/ul m

response 13098

Ion	Exp%	Act%
264.00	100	100
260.00	28.90	24.94
265.00	34.70	23.38#
0.00	0.00	0.00

UM
11/23/15

Quantitation Report (Qedit)


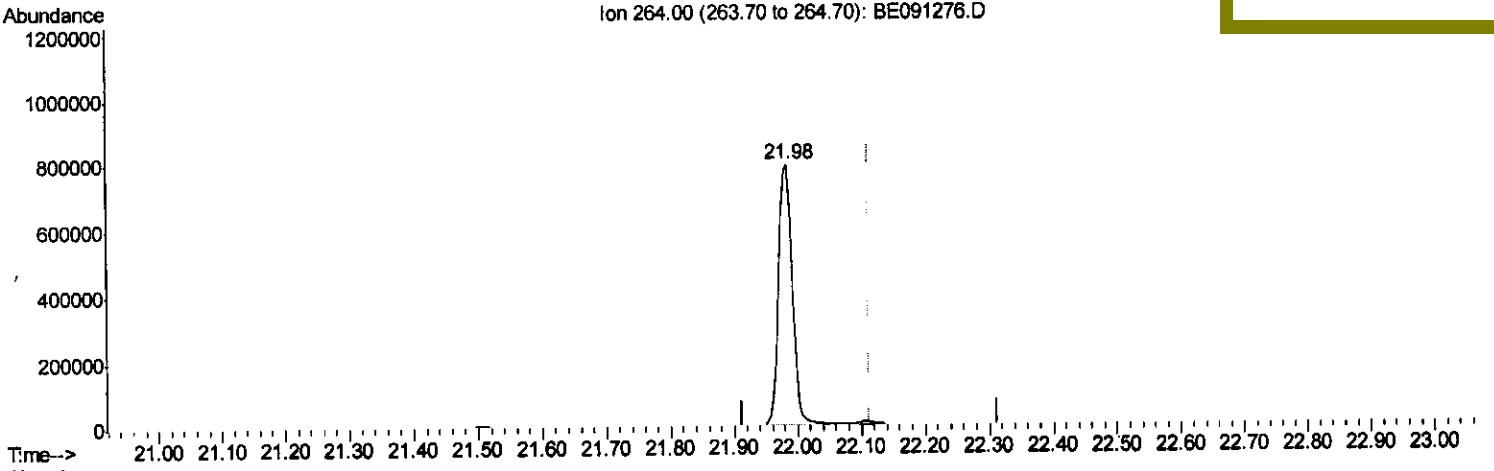
Data Path : Z:\HPCHEM1\BNA_E\DATA\BE112215\
Data File : BE091276.D
Acq On : 21 Nov 2015 14:16
Operator : UM/NP
Sample : G4346-03
Misc :
ALS Vial : 8 Sample Multiplier: 1

Instrument :
BNA_E
ClientSampled :
A4J71

Quant Time: Nov 22 01:47:41 2015
Quant Method : Z:\HPCHEM1\BNA_E\METHODS\SOM02.2-EPA-SIM-BE102715.M
Quant Title : ASP BNA STANDARDS FOR 5 POINT CALIBRATION
QLast Update : Sun Nov 22 01:30:49 2015
Response via : Initial Calibration

Manual Integrations
APPROVED

Mmdadoda
11/23/2015 2:14:23 PM



(22) Perylene-d12 (I)
21.984min (-0.129) 0.40ng/ul
response 1188633

Ion	Exp%	Act%
264.00	100	100
260.00	28.90	21.02#
265.00	34.70	22.71#
0.00	0.00	0.00

Quantitation Report (Qedit)

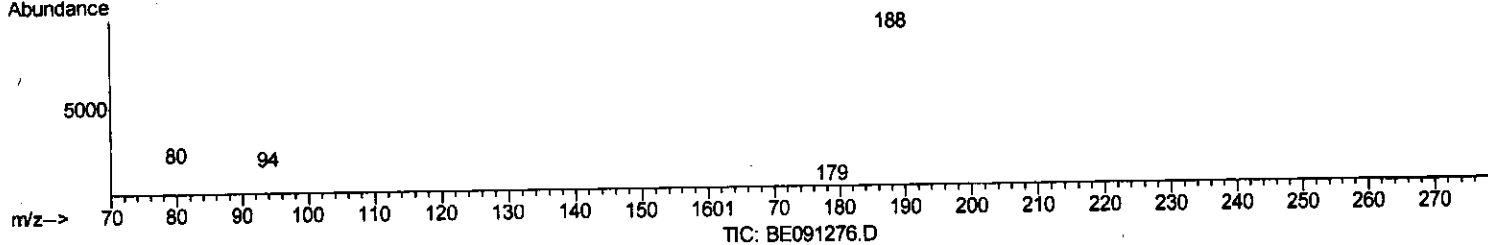
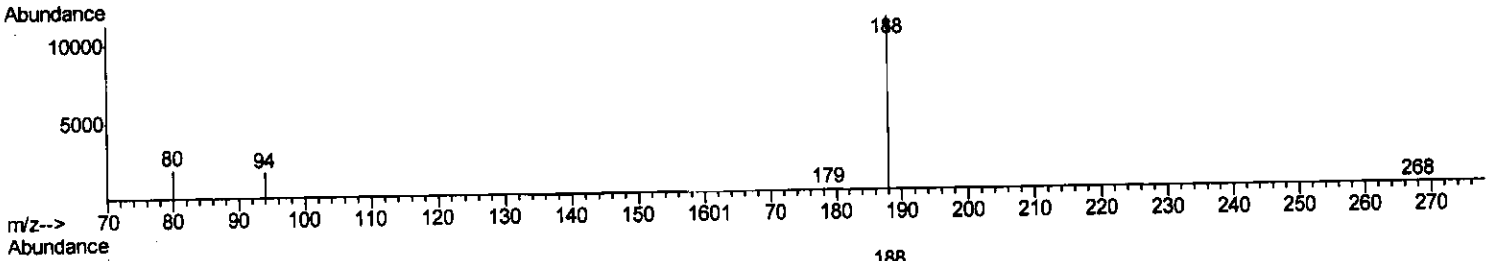
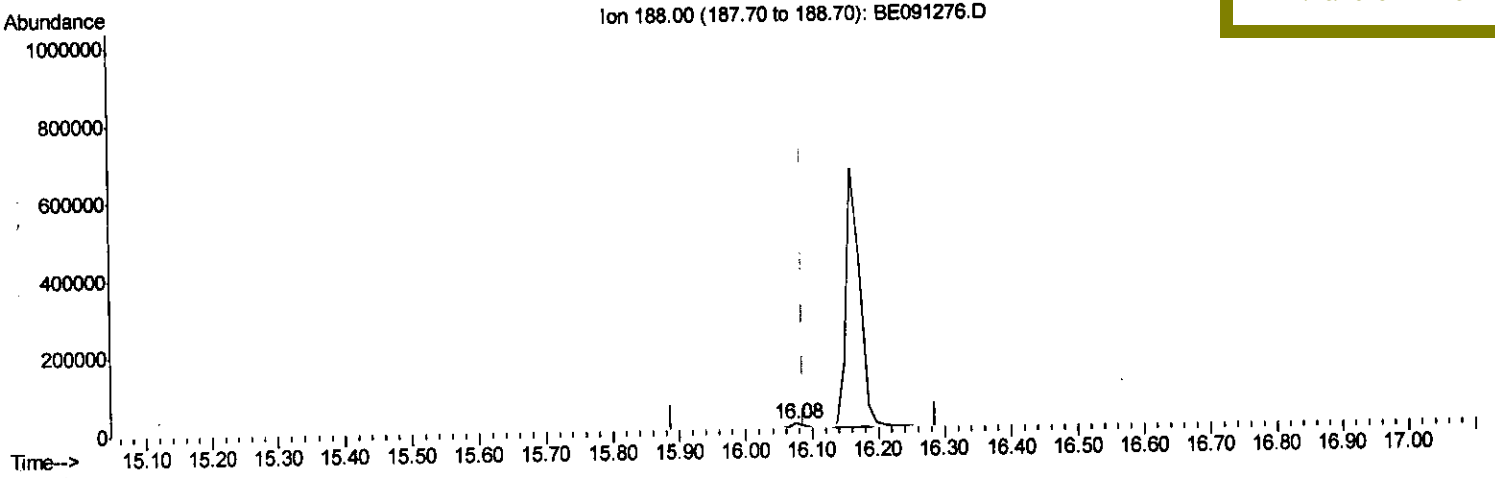
Data Path : Z:\HPCHEM1\BNA_E\DATA\BE112215\
 Data File : BE091276.D
 Acq On : 21 Nov 2015 14:16
 Operator : UM/NP
 Sample : G4346-03
 Misc :
 ALS Vial : 8 Sample Multiplier: 1

Instrument :
 BNA_E
 ClientSampleId :
 A4J71

Quant Time: Nov 22 01:33:12 2015
 Quant Method : Z:\HPCHEM1\BNA_E\METHODS\SOM02.2-EPA-SIM-BE102715.M
 Quant Title : ASP BNA STANDARDS FOR 5 POINT CALIBRATION
 QLast Update : Sun Nov 22 01:30:49 2015
 Response via : Initial Calibration

Manual Integrations
 APPROVED

Mmdadoda
 11/23/2015 2:14:23 PM



(12) Phenanthrene-d10 (I)

16.076min (-0.011) 0.40ng/ul m

response 15833

Ion	Exp%	Act%
188.00	100	100
94.00	9.00	15.17#
80.00	8.90	16.92#
0.00	0.00	0.00

Uml
11/23/15

Quantitation Report (Qedit)

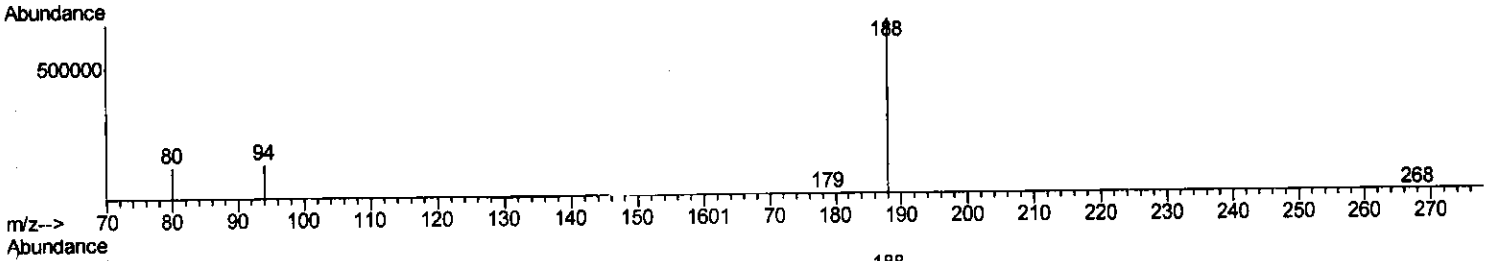
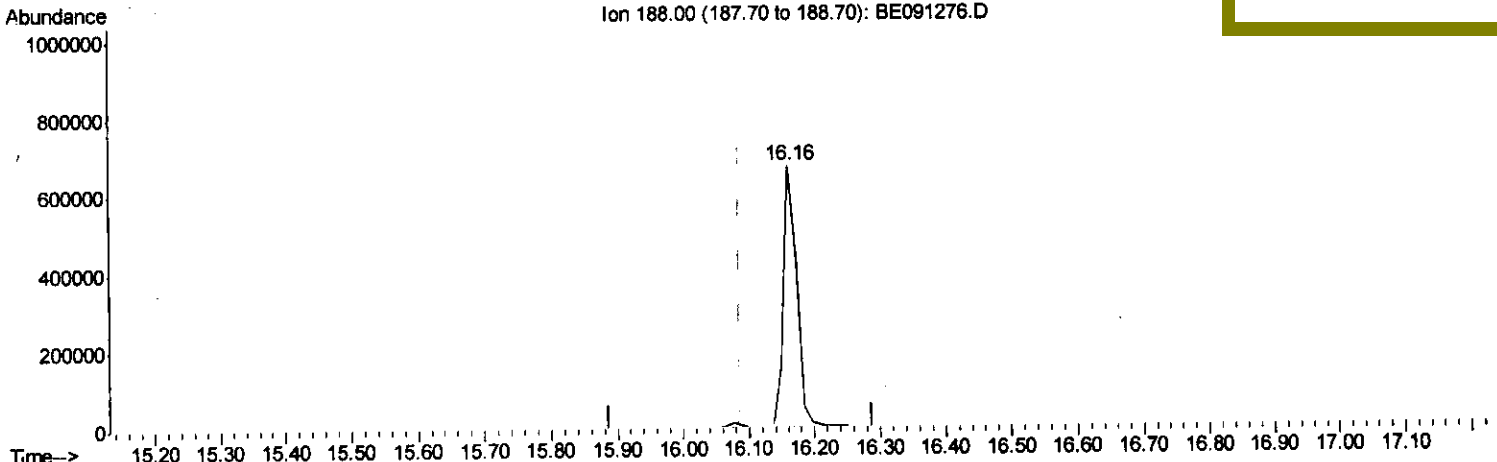
Data Path : Z:\HPCHEM1\BNA_E\DATA\BE112215\
Data File : BE091276.D
Acq On : 21 Nov 2015 14:16
Operator : UM/NP
Sample : G4346-03
Misc :
ALS Vial : 8 Sample Multiplier: 1

Instrument :
BNA_E
ClientSampleId :
A4J71

Quant Time: Nov 22 01:33:12 2015
Quant Method : Z:\HPCHEM1\BNA_E\METHODS\SOM02.2-EPA-SIM-BE102715.M
Quant Title : ASP BNA STANDARDS FOR 5 POINT CALIBRATION
QLast Update : Sun Nov 22 01:30:49 2015
Response via : Initial Calibration

Manual Integrations
APPROVED

Mmdadoda
11/23/2015 2:14:23 PM



(12) Phenanthrene-d10 (I)

16.161min (+0.074) 0.40ng/ul

response 973770

Ion	Exp%	Act%
188.00	100	100
94.00	9.00	19.27#
80.00	8.90	17.92#
0.00	0.00	0.00

Data Path : Z:\HPCHEM1\BNA E\DATA\BE112215\
 Data File : BE091276.D
 Acq On : 21 Nov 2015 14:16
 Operator : UM/NP
 Sample : G4346-03
 Misc :
 ALS Vial : 8 Sample Multiplier: 1

Instrument :
 BNA_E
 Client Sampled :
 A4J71

Quant Time: Nov 23 10:15:25 2015
 Quant Method : Z:\HPCHEM1\BNA E\METHODS\SOM02.2-EPA-SIM-BE102715.M
 Quant Title : ASP BNA STANDARDS FOR 5 POINT CALIBRATION
 QLast Update : Sun Nov 22 01:30:49 2015
 Response via : Initial Calibration

Manual Integrations
 APPROVED
 Mmdadoda
 11/23/2015 2:14:23 PM

Internal Standards	R.T.	QIon	Response	Conc	Units	Dev(Min)
1) 1,4-Dichlorobenzene-d4	6.87	152	2763	0.40	ng/ul	-0.03
4) Naphthalene-d8	9.54	136	12478	0.40	ng/ul	-0.02
8) Acenaphthene-d10	13.36	164	6702	0.40	ng/ul	-0.01
12) Phenanthrene-d10	16.08	188	15833m	0.40	ng/ul	-0.01
18) Chrysene-d12	20.23	240	17207	0.40	ng/ul	0.00
22) Perylene-d12	22.11	264	13098m	0.40	ng/ul	0.00
System Monitoring Compounds						
2) 1,4-Dioxane-d8	2.93	96	17446	8.78	ng/uL	-0.03
6) 2-Methyl-naphthalene-d10	11.06	152	4038	0.24	ng/ul	0.00
16) Fluoranthene-d10	18.07	212	12117	0.27	ng/ul	0.00
Target Compounds						Ovalue
14) Phenanthrene	16.11	178	12618	0.07	ng/ul	95
17) Fluoranthene	18.09	202	11291	0.05	ng/ul	88
20) Benzo(a)anthracene	20.20	228	1424	0.03	ng/ul#	91
21) Chrysene	20.26	228	2073	0.04	ng/ul#	91

J U 21
11/23/15

(#) = qualifier out of range (m) = manual integration (+) = signals summed