

Data Path : Z:\HPCHEM1\BNA E\DATA\BE120517\
 Data File : BE094925.D
 Acq On : 5 Dec 2017 21:27
 Operator : SJ/JU
 Sample : I6698-06
 Misc :
 ALS Vial : 12 Sample Multiplier: 1

Instrument :
 BNA_E
 ClientSampleId :
 FT-PZ451S-20171129

Quant Time: Dec 06 04:05:07 2017
 Quant Method : Z:\HPCHEM1\BNA E\METHODS\8270-SIM-BE113017.M
 Quant Title : ASP BNA STANDARDS FOR 5 POINT CALIBRATION
 QLast Update : Fri Dec 01 13:33:28 2017
 Response via : Initial Calibration

Internal Standards	R.T.	QIon	Response	Conc	Units	Dev(Min)
1) 1,4-Dichlorobenzene-d4	8.48	152	8055	0.40	ng	0.00
7) Naphthalene-d8	11.33	136	17757	0.40	ng	0.00
13) Acenaphthene-d10	15.08	164	10640	0.40	ng	0.00
19) Phenanthrene-d10	17.77	188	25520	0.40	ng	0.00
27) Chrysene-d12	21.89	240	27986	0.40	ng	0.00
34) Perylene-d12	24.57	264	22505	0.40	ng	0.00

System Monitoring Compounds

4) 2-Fluorophenol	5.95	112	1958	0.15	ng	0.00
5) Phenol-d6	7.60	99	1804	0.10	ng	0.00
8) Nitrobenzene-d5	9.66	82	4725	0.45	ng	0.00
11) 2-Methylnaphthalene-d10	12.87	152	11474	0.40	ng	0.00
14) 2,4,6-Tribromophenol	16.53	330	990	0.45	ng	0.00
15) 2-Fluorobiphenyl	13.71	172	19865	0.44	ng	0.00
25) Fluoranthene-d10	19.76	212	140713	0.40	ng	0.00
29) Terphenyl-d14	20.33	244	27016	0.52	ng	0.00

Target Compounds

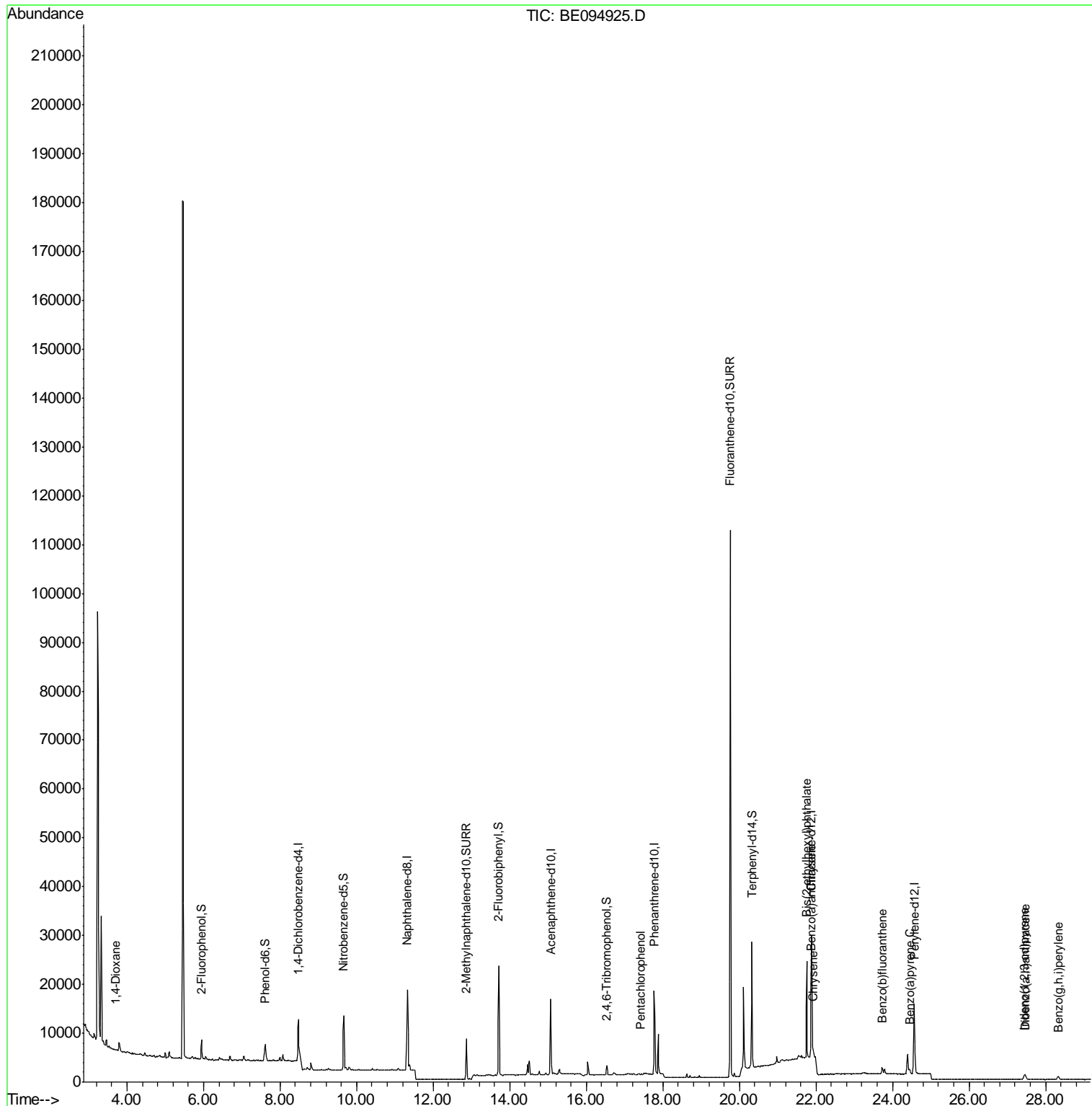
Target Compounds	R.T.	QIon	Response	Conc	Units	Qvalue
2) 1,4-Dioxane	3.70	88	179	0.021	ng	# 63
22) Pentachlorophenol	17.42	266	15	0.137	ng	97
30) Benzo(a)anthracene	21.87	228	1958	0.023	ng	# 70
31) Chrysene	21.92	228	2339	0.025	ng	# 70
32) Bis(2-ethylhexyl)phthalate	21.76	149	27665	0.195	ng	99
33) Indeno(1,2,3-cd)pyrene	27.44	276	1604	0.021	ng	# 86
35) Benzo(b)fluoranthene	23.73	252	1892	0.023	ng	# 71
37) Benzo(a)pyrene	24.44	252	1469	0.020	ng	# 72
38) Dibenzo(a,h)anthracene	27.47	278	1419	0.021	ng	# 71
39) Benzo(a,h,i)perylene	28.32	276	1647	0.025	ng	# 71

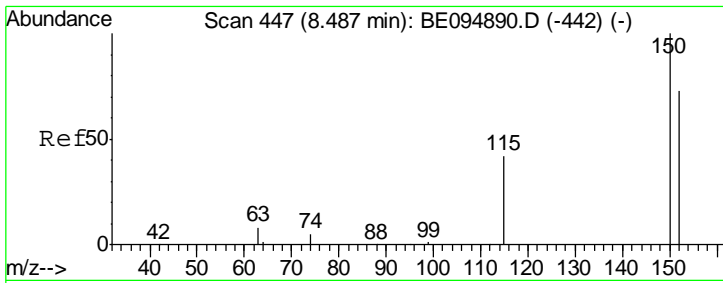
(#) = qualifier out of range (m) = manual integration (+) = signals summed

Data Path : Z:\HPCHEM1\BNA E\DATA\BE120517\
 Data File : BE094925.D
 Acq On : 5 Dec 2017 21:27
 Operator : SJ/JU
 Sample : I6698-06
 Misc :
 ALS Vial : 12 Sample Multiplier: 1

Instrument :
 BNA_E
ClientSampleId :
 FT-PZ451S-20171129

Quant Time: Dec 06 04:05:07 2017
 Quant Method : Z:\HPCHEM1\BNA E\METHODS\8270-SIM-BE113017.M
 Quant Title : ASP BNA STANDARDS FOR 5 POINT CALIBRATION
 QLast Update : Fri Dec 01 13:33:28 2017
 Response via : Initial Calibration

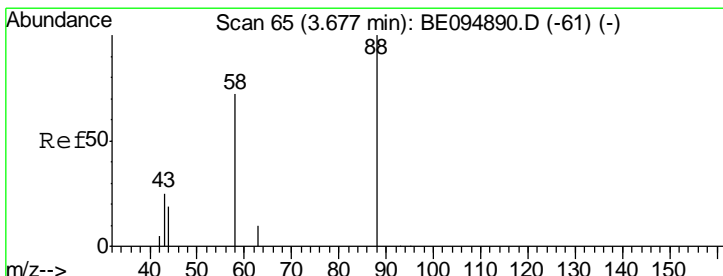
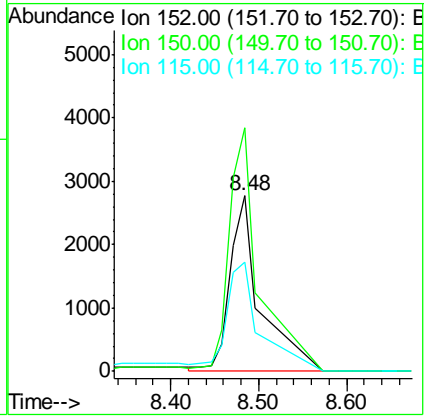
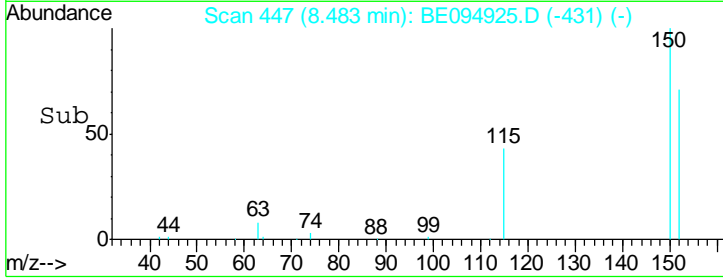
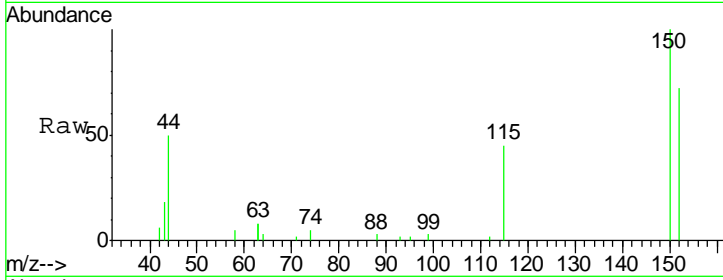




#1
 1,4-Dichlorobenzene-d4
 Concen: 0.400 ng
 RT: 8.48 min Scan# 447
 Delta R.T. -0.00 min
 Lab File: BE094925.D
 Acq: 5 Dec 2017 21:27

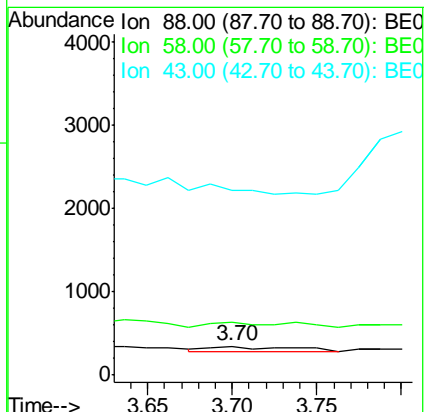
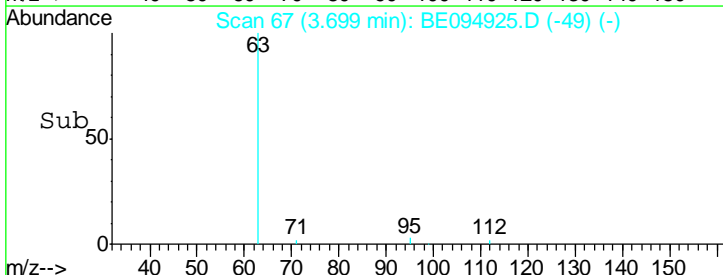
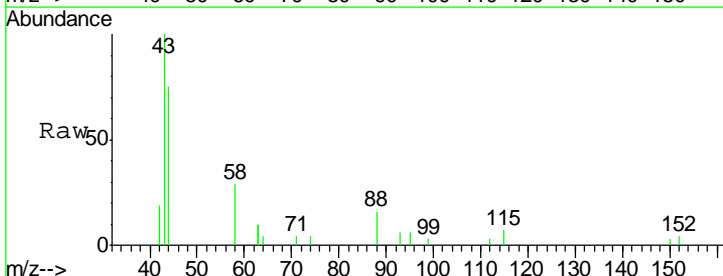
Instrument :
 BNA_E
ClientSampleId :
 FT-PZ451S-20171129

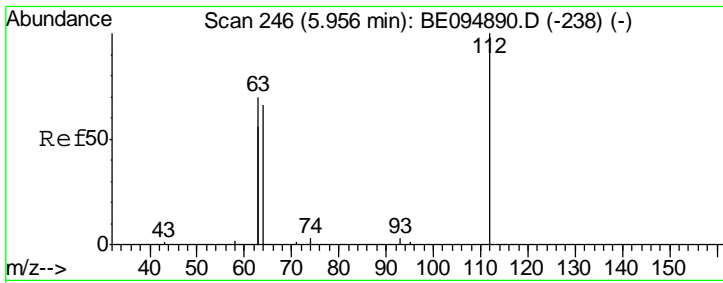
Tgt Ion	Resp	Lower	Upper
152	100		
150	139.0	117.2	175.8
115	62.3	57.0	85.6



#2
 1,4-Dioxane
 Concen: 0.021 ng
 RT: 3.70 min Scan# 67
 Delta R.T. 0.02 min
 Lab File: BE094925.D
 Acq: 5 Dec 2017 21:27

Tgt Ion	Resp	Lower	Upper
88	100		
58	67.6	63.2	94.8
43	0.0	41.2	61.8#

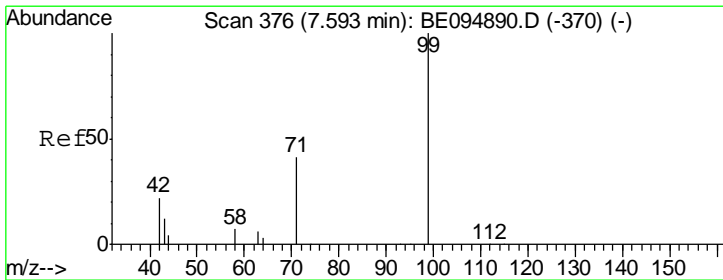
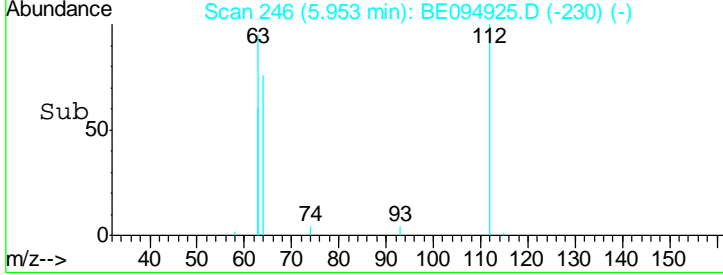
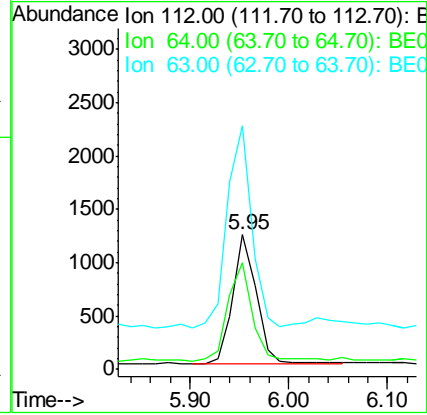
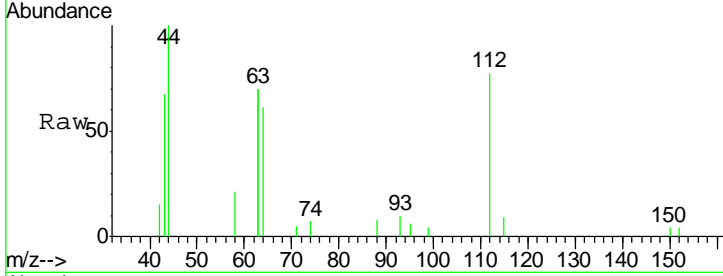




#4
 2-Fluorophenol
 Concen: 0.154 ng
 RT: 5.95 min Scan# 246
 Delta R.T. -0.00 min
 Lab File: BE094925.D
 Acq: 5 Dec 2017 21:27

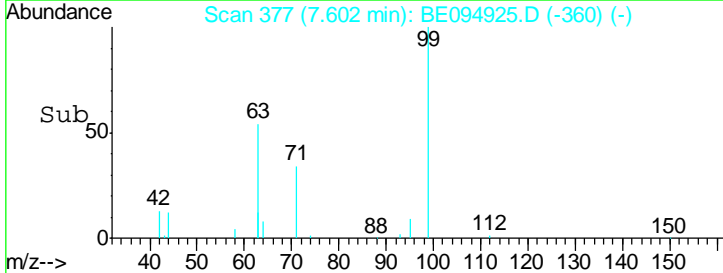
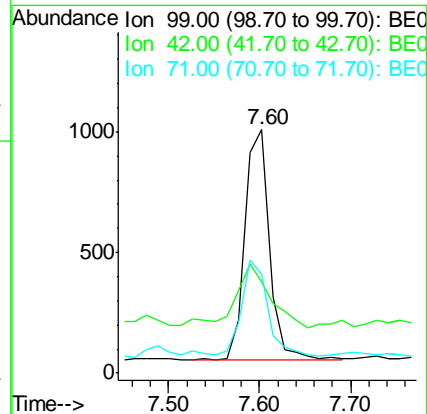
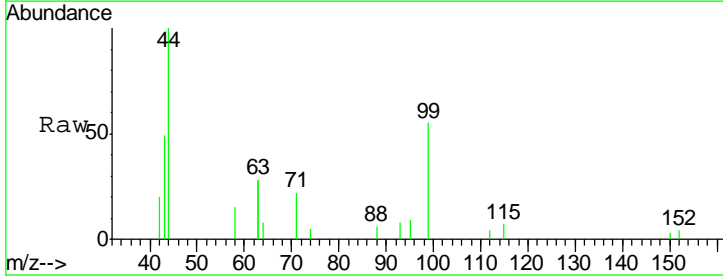
Instrument :
 BNA_E
 ClientSampleId :
 FT-PZ451S-20171129

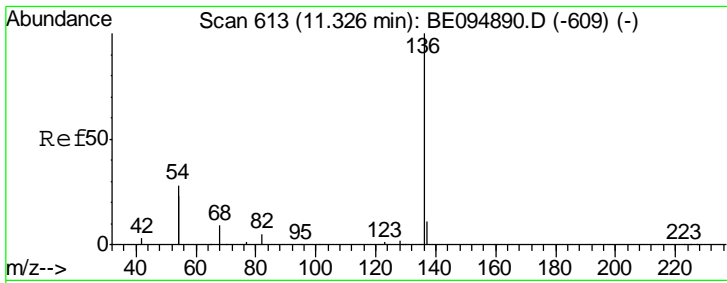
Tgt Ion	Resp	Lower	Upper
112	1958		
64	80.0	60.1	90.1
63	167.8	116.8	175.2



#5
 Phenol-d6
 Concen: 0.096 ng
 RT: 7.60 min Scan# 377
 Delta R.T. 0.01 min
 Lab File: BE094925.D
 Acq: 5 Dec 2017 21:27

Tgt Ion	Resp	Lower	Upper
99	1804		
42	39.5	20.2	30.2#
71	44.5	28.4	42.6#

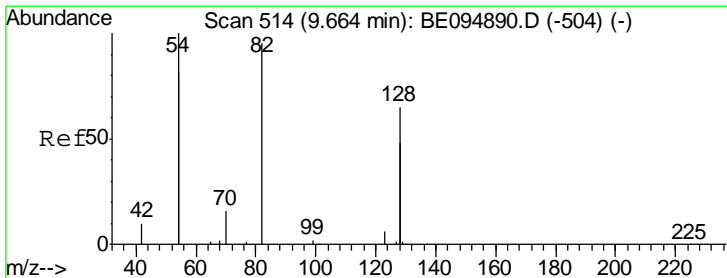
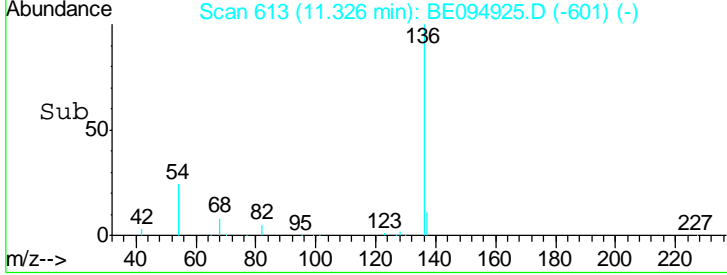
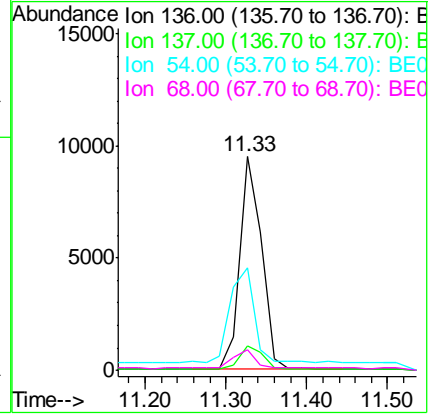
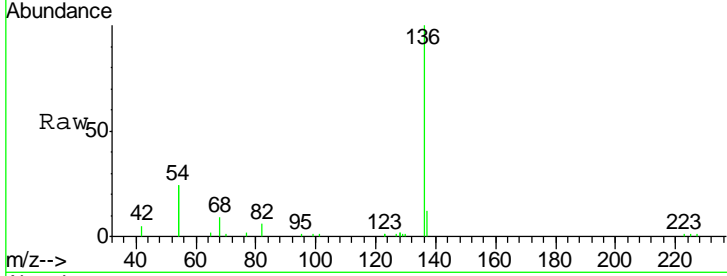




#7
 Naphthalene-d8
 Concen: 0.400 ng
 RT: 11.33 min Scan# 613
 Delta R.T. -0.00 min
 Lab File: BE094925.D
 Acq: 5 Dec 2017 21:27

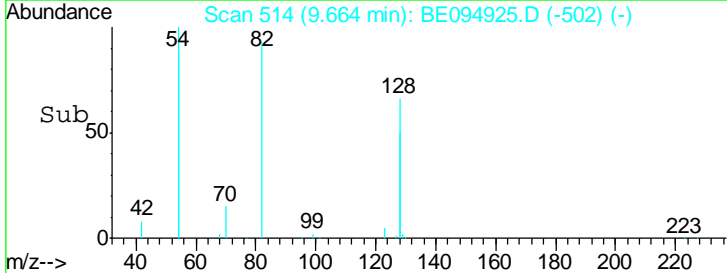
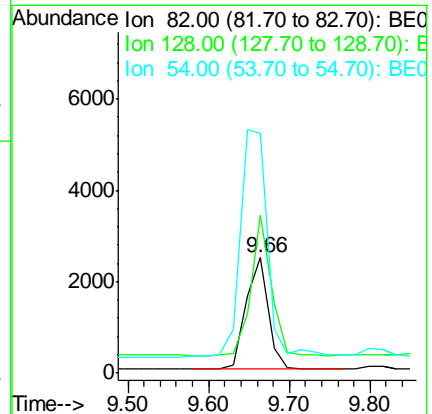
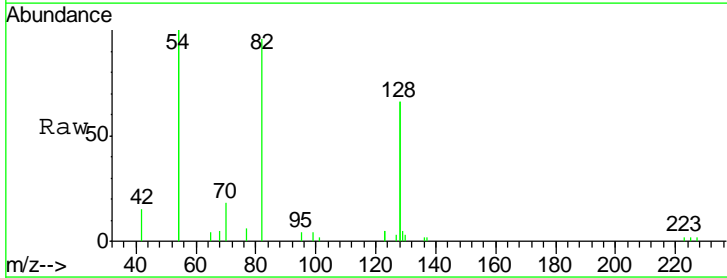
Instrument :
 BNA_E
ClientSampleId :
 FT-PZ451S-20171129

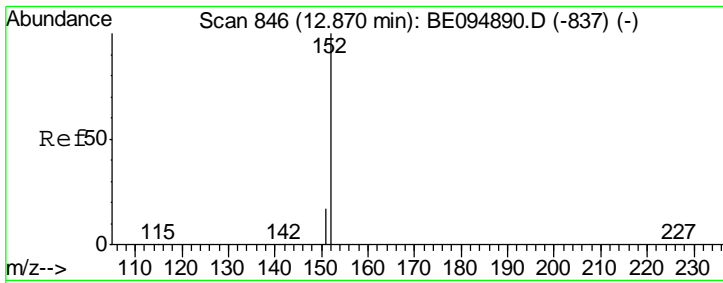
Tgt Ion	Resp	Lower	Upper
136	17757		
137	11.6	9.5	14.3
54	47.9	29.1	43.7#
68	9.3	6.2	9.2#



#8
 Nitrobenzene-d5
 Concen: 0.449 ng
 RT: 9.66 min Scan# 514
 Delta R.T. -0.00 min
 Lab File: BE094925.D
 Acq: 5 Dec 2017 21:27

Tgt Ion	Resp	Lower	Upper
82	4725		
82	100		
128	136.8	150.0	225.0#
54	207.4	154.2	231.4

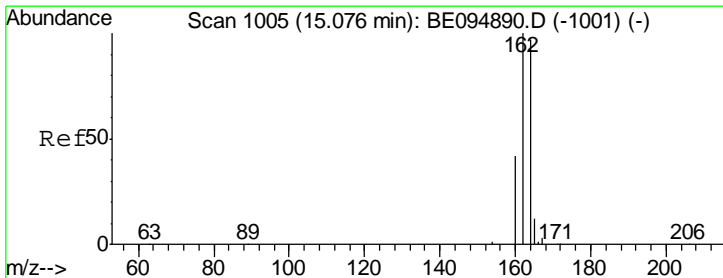
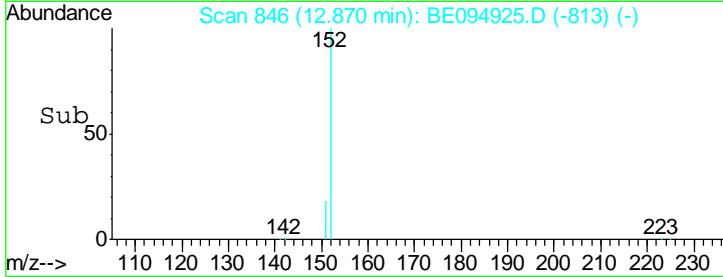
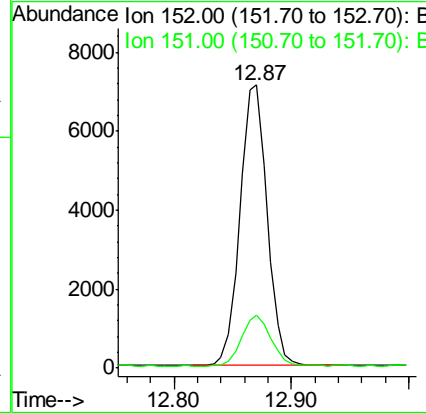
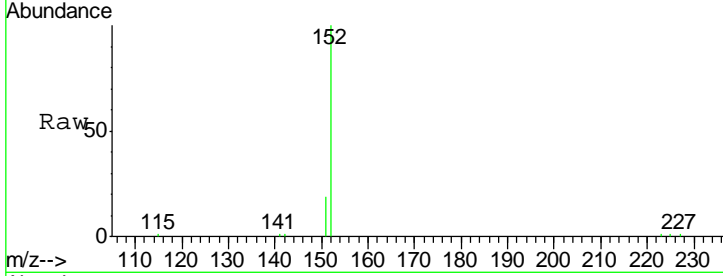




#11
 2-Methylnaphthalene-d10
 Concen: 0.405 ng
 RT: 12.87 min Scan# 846
 Delta R.T. 0.00 min
 Lab File: BE094925.D
 Acq: 5 Dec 2017 21:27

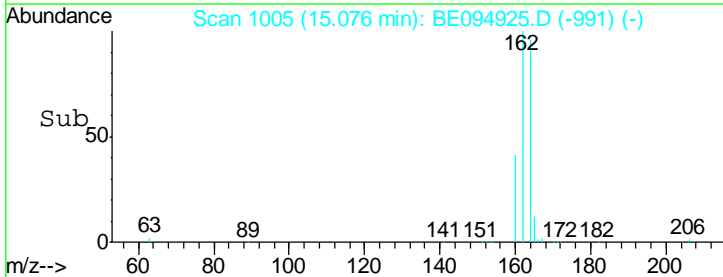
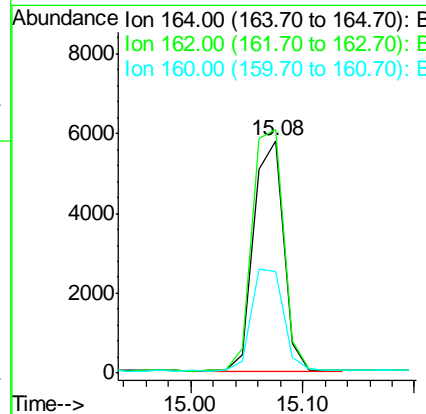
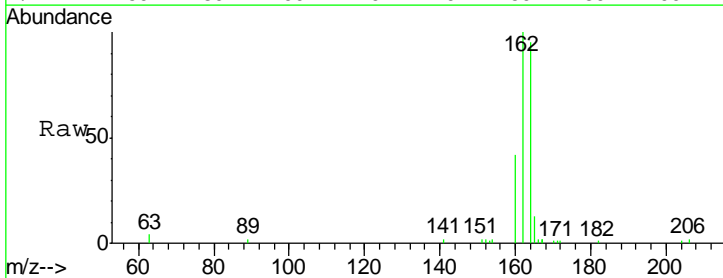
Instrument :
 BNA_E
 ClientSampleId :
 FT-PZ451S-20171129

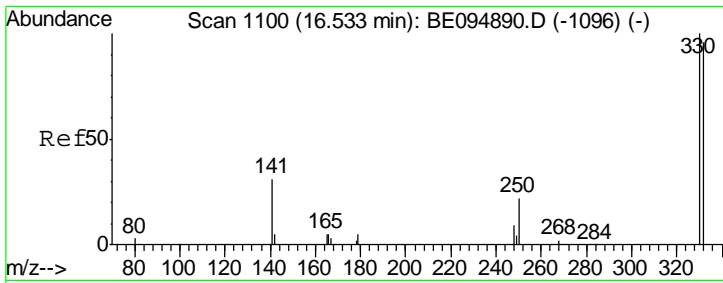
Tgt Ion	Resp	Lower	Upper
152	11474		
151	19.4	15.4	23.0



#13
 Acenaphthene-d10
 Concen: 0.400 ng
 RT: 15.08 min Scan# 1005
 Delta R.T. 0.00 min
 Lab File: BE094925.D
 Acq: 5 Dec 2017 21:27

Tgt Ion	Resp	Lower	Upper
164	10640		
162	104.7	83.1	124.7
160	43.8	37.1	55.7

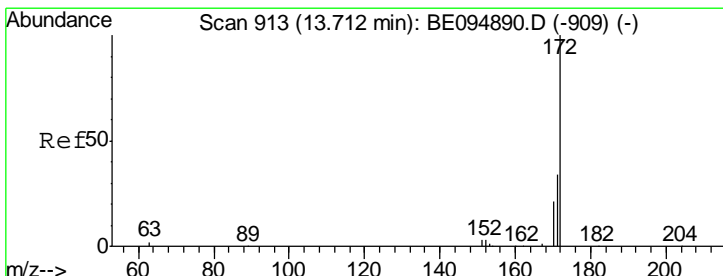
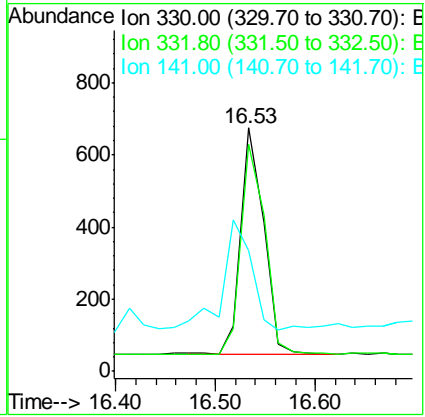
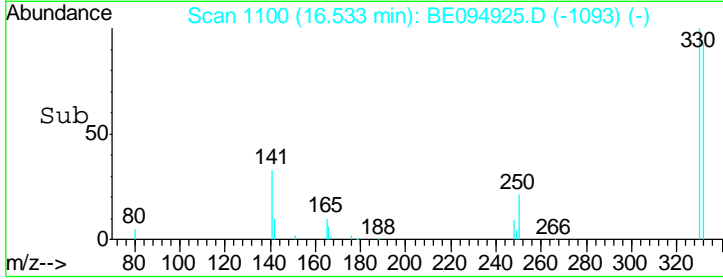
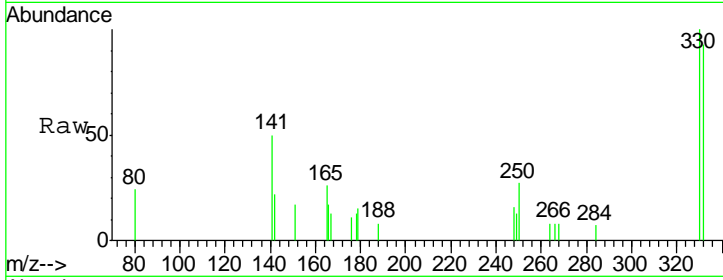




#14
 2,4,6-Tribromophenol
 Concen: 0.448 ng
 RT: 16.53 min Scan# 1100
 Delta R.T. 0.00 min
 Lab File: BE094925.D
 Acq: 5 Dec 2017 21:27

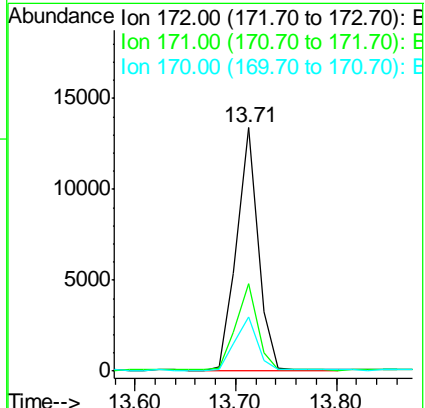
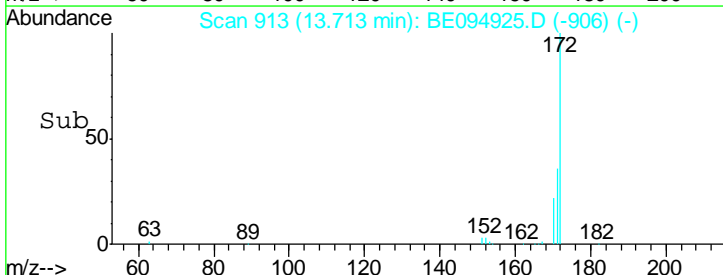
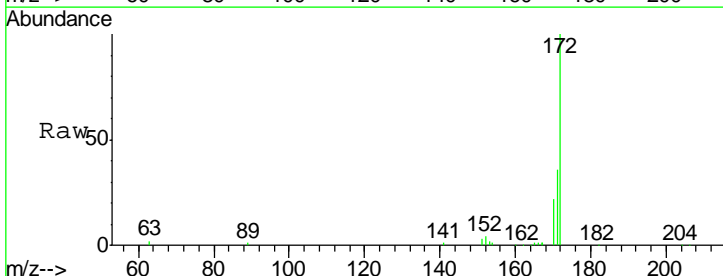
Instrument :
 BNA_E
ClientSampleId :
 FT-PZ451S-20171129

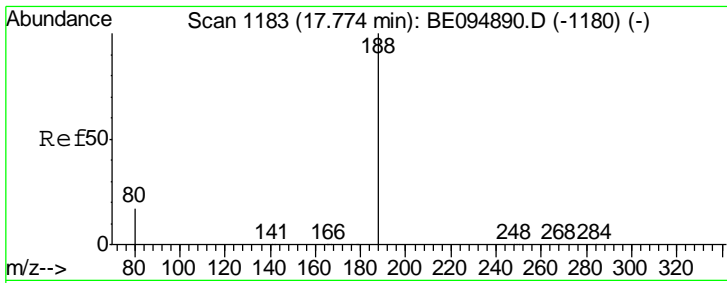
Tgt Ion	Resp	Lower	Upper
330	100		
332	100.0	152.7	229.1#
141	57.3	33.7	50.5#



#15
 2-Fluorobiphenyl
 Concen: 0.436 ng
 RT: 13.71 min Scan# 913
 Delta R.T. 0.00 min
 Lab File: BE094925.D
 Acq: 5 Dec 2017 21:27

Tgt Ion	Resp	Lower	Upper
172	100		
171	36.1	29.9	44.9
170	22.4	21.8	32.8

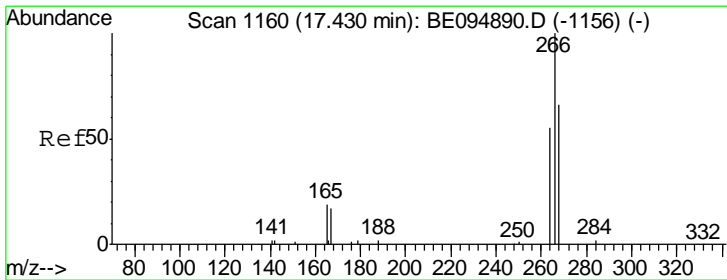
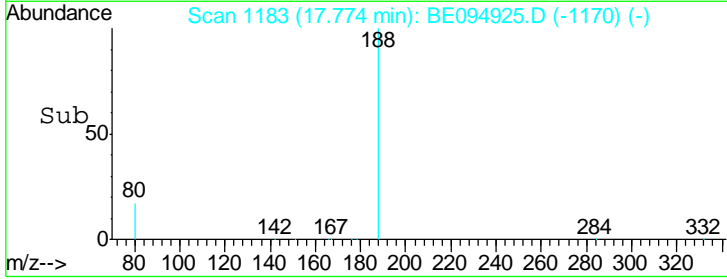
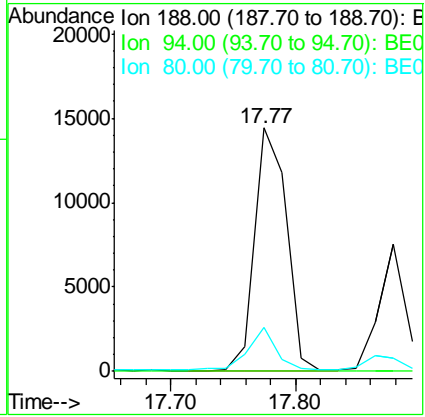
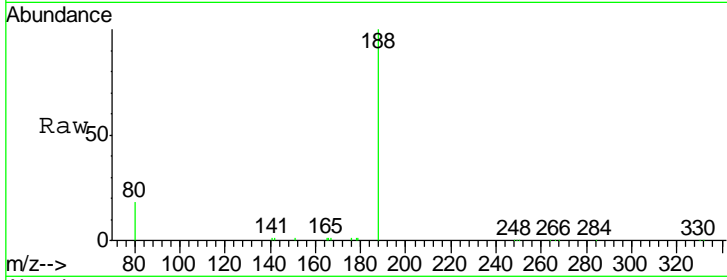




#19
 Phenanthrene-d10
 Concen: 0.400 ng
 RT: 17.77 min Scan# 1183
 Delta R.T. 0.00 min
 Lab File: BE094925.D
 Acq: 5 Dec 2017 21:27

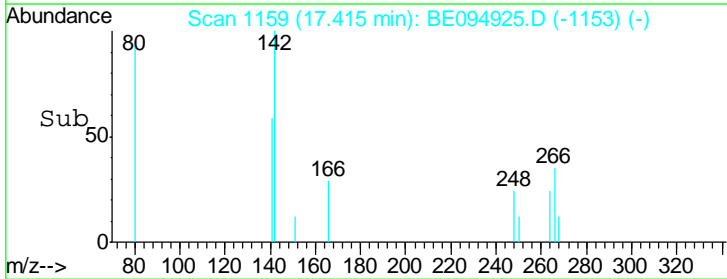
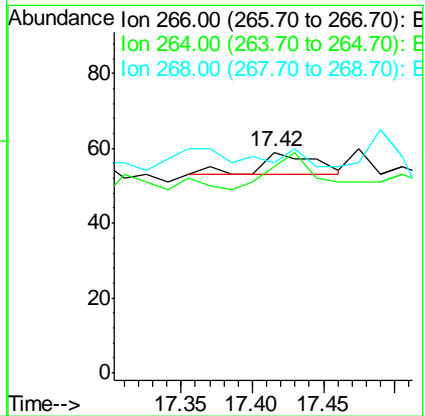
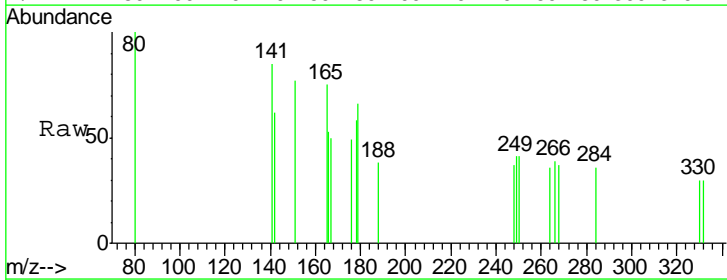
Instrument :
 BNA_E
 ClientSampleId :
 FT-PZ451S-20171129

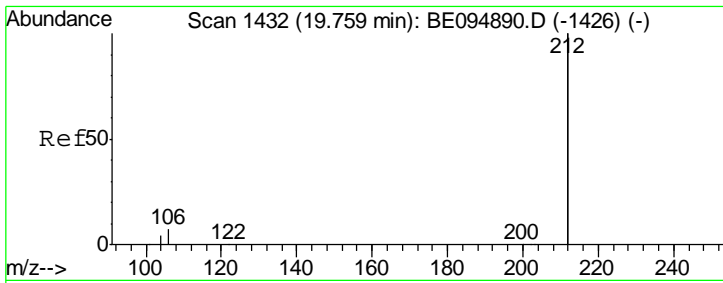
Tgt Ion	Resp	Lower	Upper
188	100		
94	0.0	3.9	5.9#
80	18.3	3.6	5.4#



#22
 Pentachlorophenol
 Concen: 0.137 ng
 RT: 17.42 min Scan# 1159
 Delta R.T. -0.01 min
 Lab File: BE094925.D
 Acq: 5 Dec 2017 21:27

Tgt Ion	Resp	Lower	Upper
266	100		
264	93.2	72.5	108.7
268	94.9	73.8	110.6

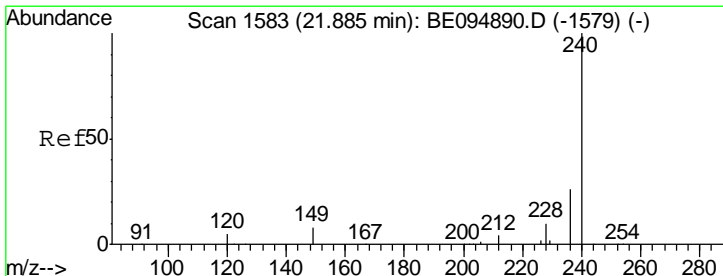
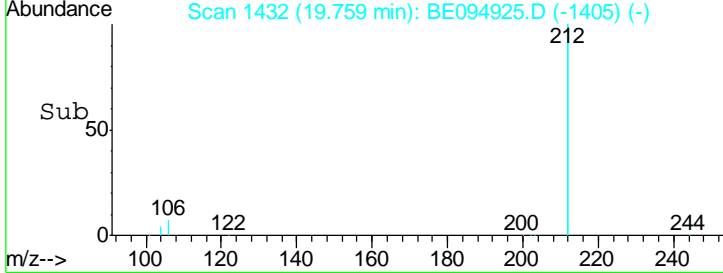
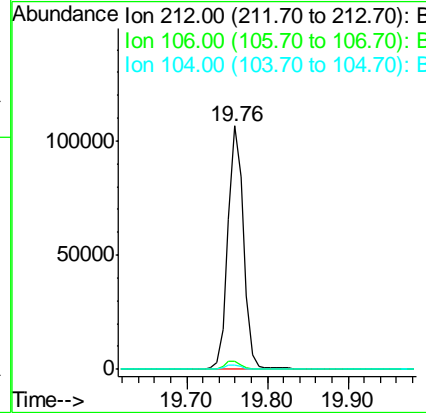
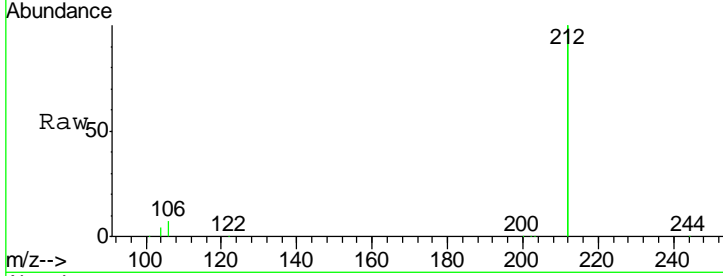




#25
 Fluoranthene-d10
 Concen: 0.403 ng
 RT: 19.76 min Scan# 1432
 Delta R.T. 0.00 min
 Lab File: BE094925.D
 Acq: 5 Dec 2017 21:27

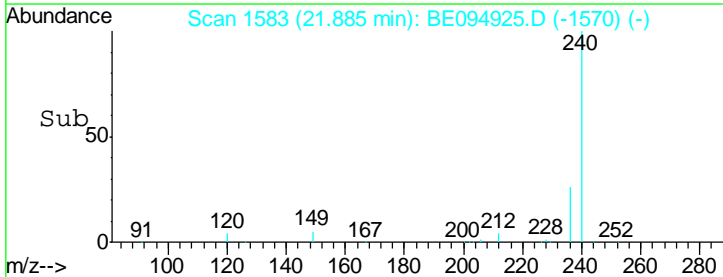
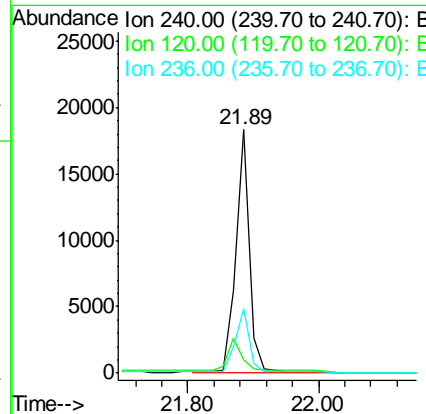
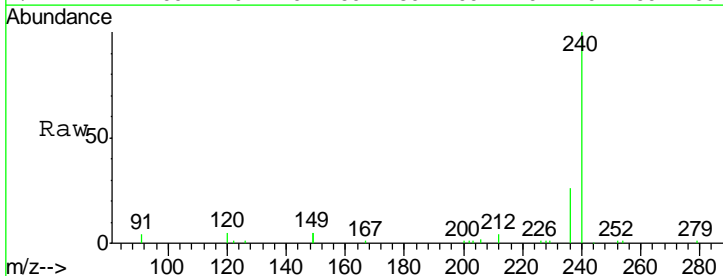
Instrument :
 BNA_E
 ClientSampleId :
 FT-PZ451S-20171129

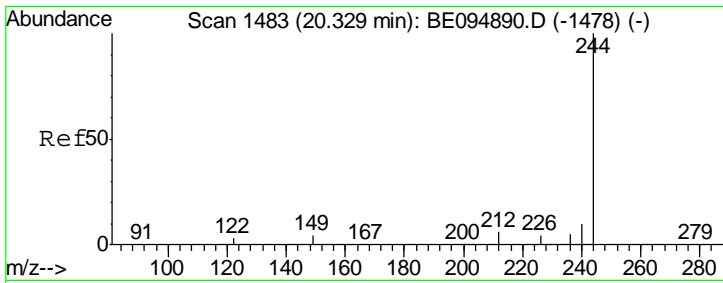
Tgt Ion	Resp	Lower	Upper
212	140713		
106	3.4	2.8	4.2
104	2.0	1.6	2.4



#27
 Chrysene-d12
 Concen: 0.400 ng
 RT: 21.89 min Scan# 1583
 Delta R.T. 0.00 min
 Lab File: BE094925.D
 Acq: 5 Dec 2017 21:27

Tgt Ion	Resp	Lower	Upper
240	27986		
120	5.5	5.5	8.3#
236	26.3	20.7	31.1

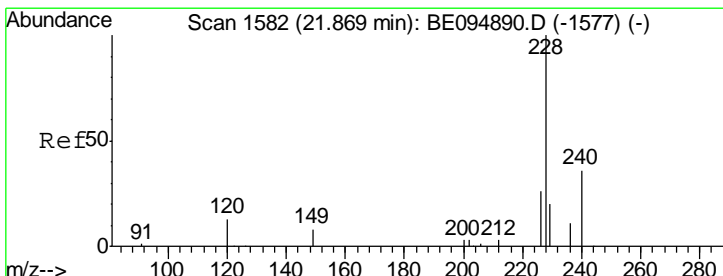
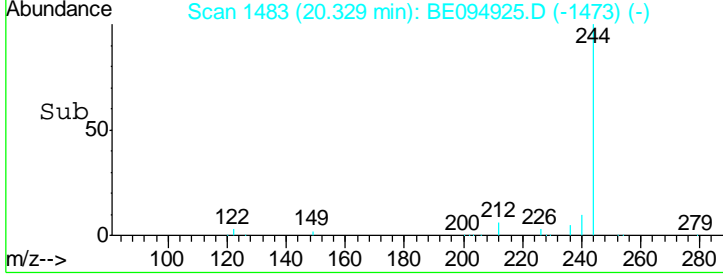
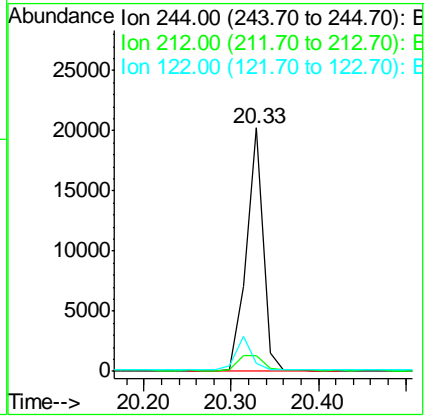
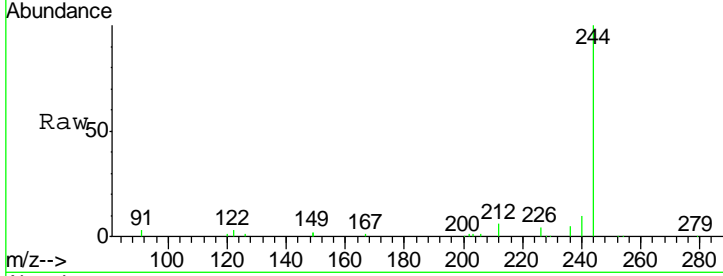




#29
 Terphenyl-d14
 Concen: 0.523 ng
 RT: 20.33 min Scan# 1483
 Delta R.T. 0.00 min
 Lab File: BE094925.D
 Acq: 5 Dec 2017 21:27

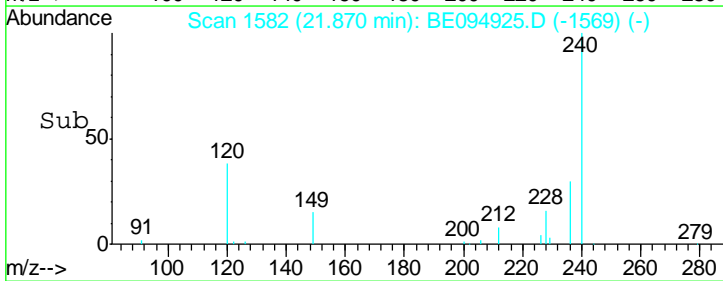
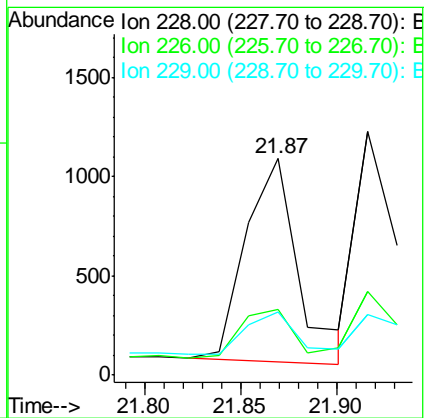
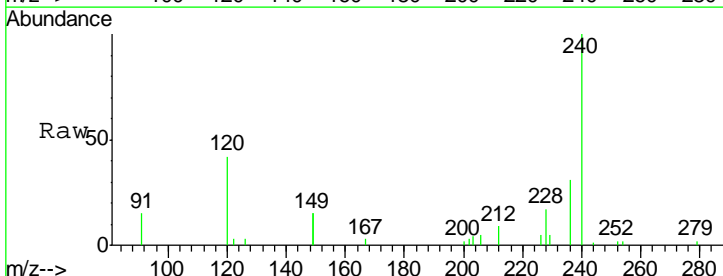
Instrument :
 BNA_E
 ClientSampled :
 FT-PZ451S-20171129

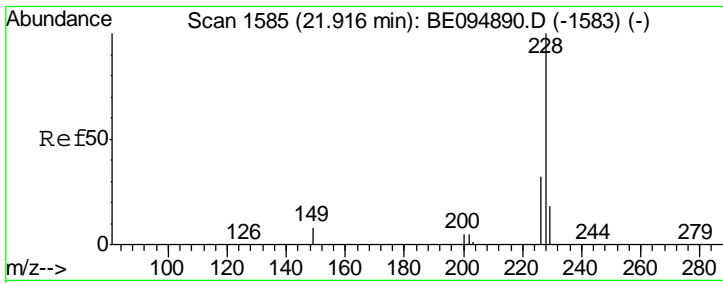
Tgt Ion	Resp	Lower	Upper
244	100		
212	6.5	25.4	38.0#
122	3.2	8.1	12.1#



#30
 Benzo(a)anthracene
 Concen: 0.023 ng
 RT: 21.87 min Scan# 1582
 Delta R.T. 0.00 min
 Lab File: BE094925.D
 Acq: 5 Dec 2017 21:27

Tgt Ion	Resp	Lower	Upper
228	100		
226	30.1	40.0	60.0#
229	29.0	40.0	60.0#

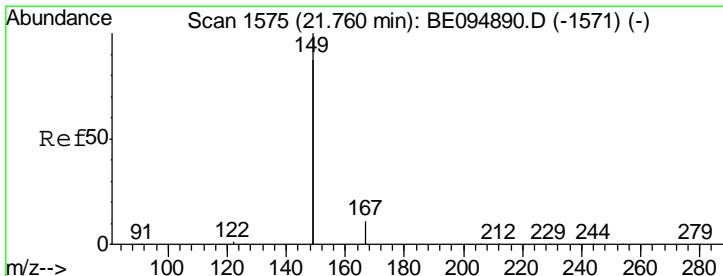
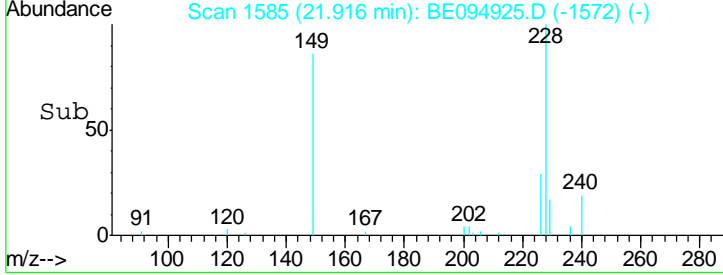
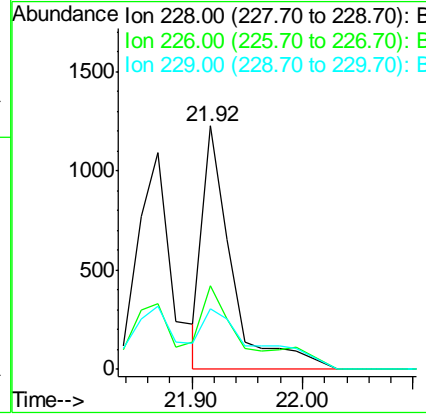
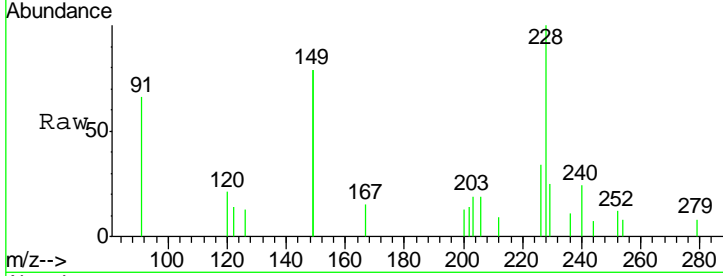




#31
 Chrysene
 Concen: 0.025 ng
 RT: 21.92 min Scan# 1585
 Delta R.T. 0.00 min
 Lab File: BE094925.D
 Acq: 5 Dec 2017 21:27

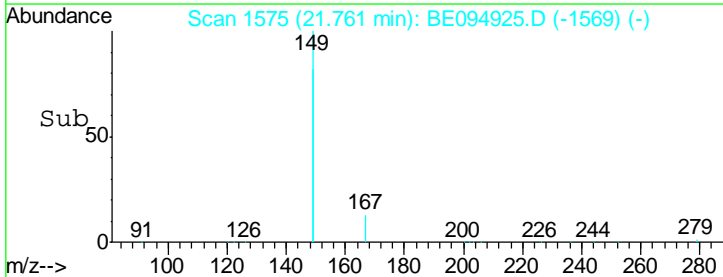
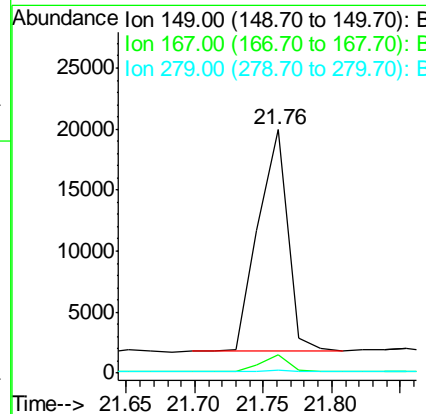
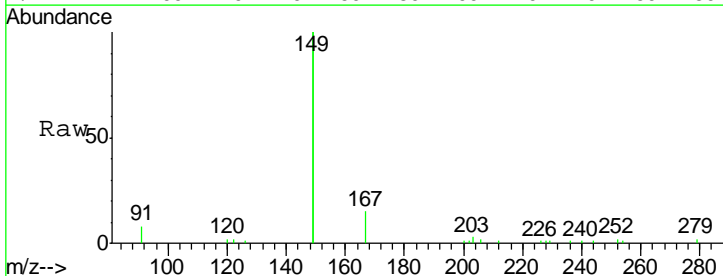
Instrument : BNA_E
 ClientSampled : FT-PZ451S-20171129

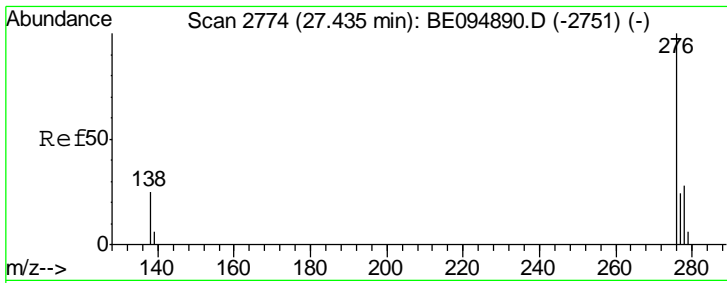
Tgt Ion	Resp	Lower	Upper
228	100		
226	34.3	40.0	60.0#
229	24.7	40.0	60.0#



#32
 Bis(2-ethylhexyl)phthalate
 Concen: 0.195 ng
 RT: 21.76 min Scan# 1575
 Delta R.T. 0.00 min
 Lab File: BE094925.D
 Acq: 5 Dec 2017 21:27

Tgt Ion	Resp	Lower	Upper
149	100		
167	7.0	5.4	8.0
279	0.8	0.7	1.1

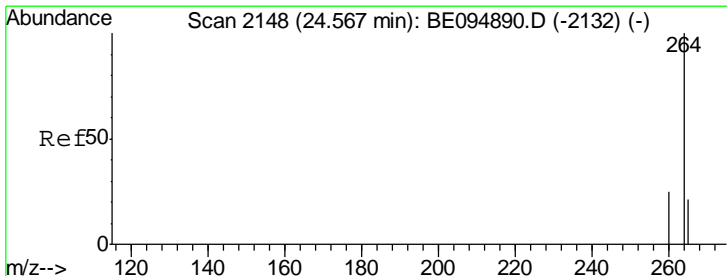
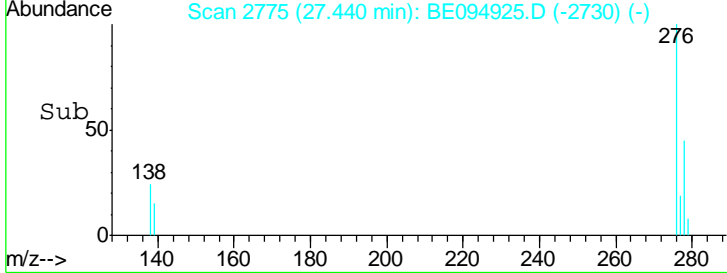
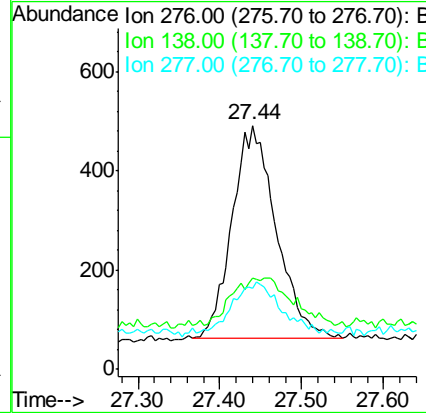
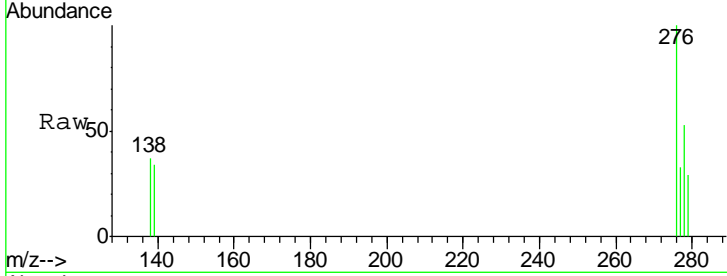




#33
 Indeno(1,2,3-cd)pyrene
 Concen: 0.021 ng
 RT: 27.44 min Scan# 2775
 Delta R.T. 0.00 min
 Lab File: BE094925.D
 Acq: 5 Dec 2017 21:27

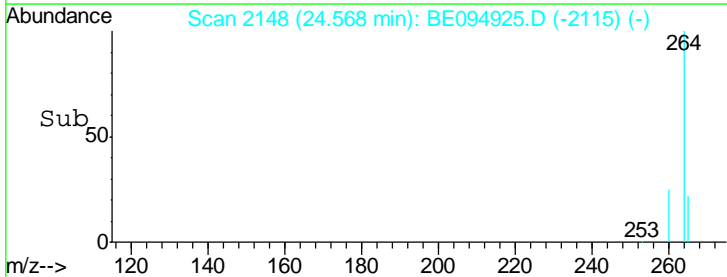
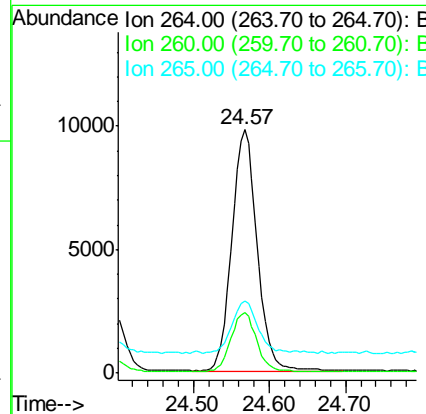
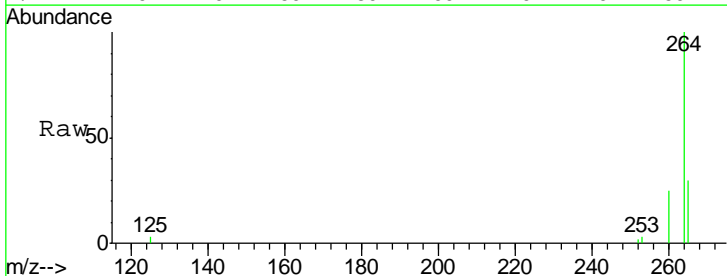
Instrument :
 BNA_E
ClientSampleId :
 FT-PZ451S-20171129

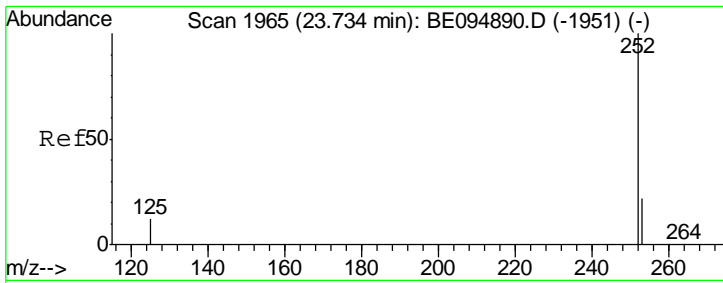
Tgt Ion	Resp	Lower	Upper
276	1604		
138	14.7	22.5	33.7#
277	24.7	19.9	29.9



#34
 Perylene-d12
 Concen: 0.400 ng
 RT: 24.57 min Scan# 2148
 Delta R.T. 0.00 min
 Lab File: BE094925.D
 Acq: 5 Dec 2017 21:27

Tgt Ion	Resp	Lower	Upper
264	22505		
260	24.7	20.5	30.7
265	29.8	22.8	34.2

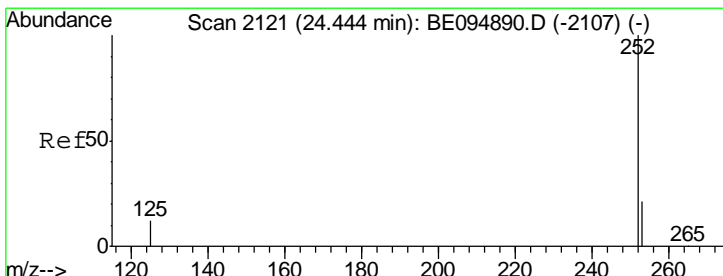
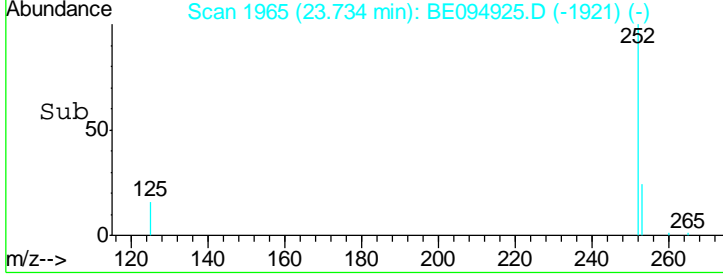
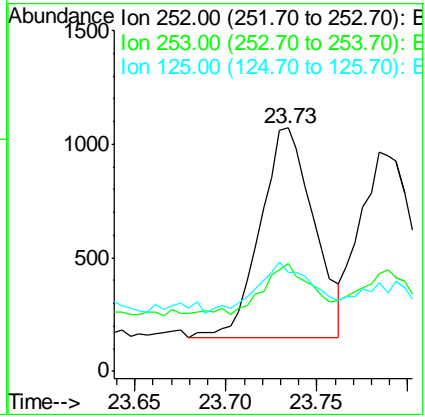
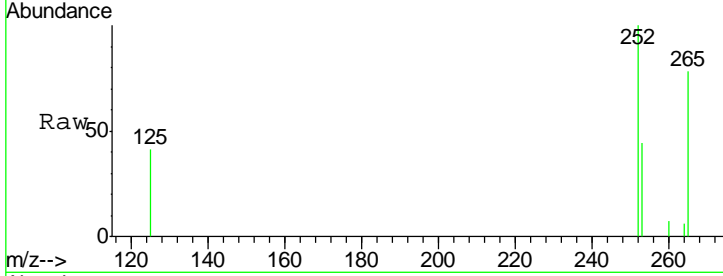




#35
 Benzo(b)fluoranthene
 Concen: 0.023 ng
 RT: 23.73 min Scan# 1965
 Delta R.T. 0.00 min
 Lab File: BE094925.D
 Acq: 5 Dec 2017 21:27

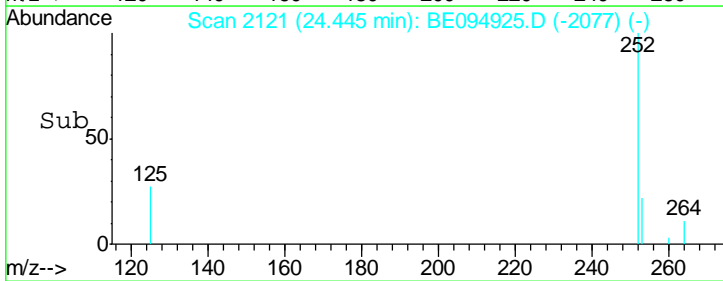
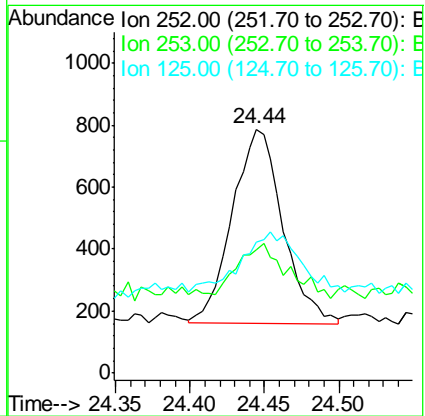
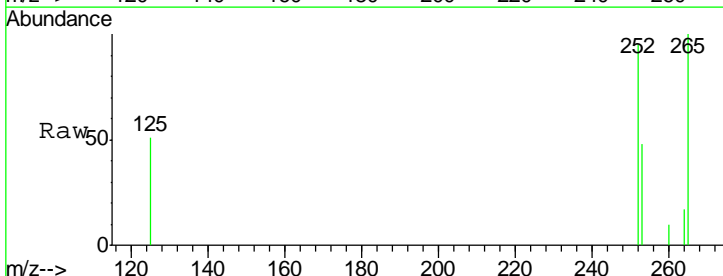
Instrument :
 BNA_E
ClientSampleId :
 FT-PZ451S-20171129

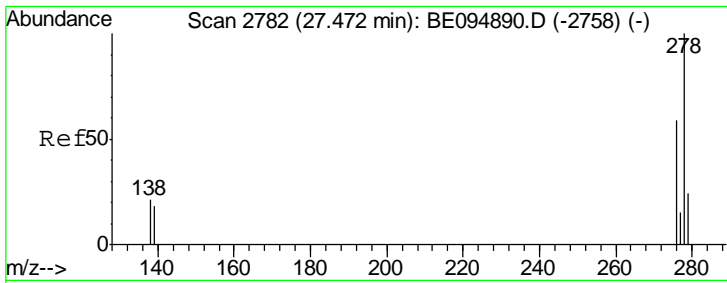
Tgt Ion	Resp	Lower	Upper
252	1892		
253	44.4	48.0	72.0#
125	40.9	56.0	84.0#



#37
 Benzo(a)pyrene
 Concen: 0.020 ng
 RT: 24.44 min Scan# 2121
 Delta R.T. 0.00 min
 Lab File: BE094925.D
 Acq: 5 Dec 2017 21:27

Tgt Ion	Resp	Lower	Upper
252	1469		
253	50.4	52.0	78.0#
125	53.6	68.0	102.0#

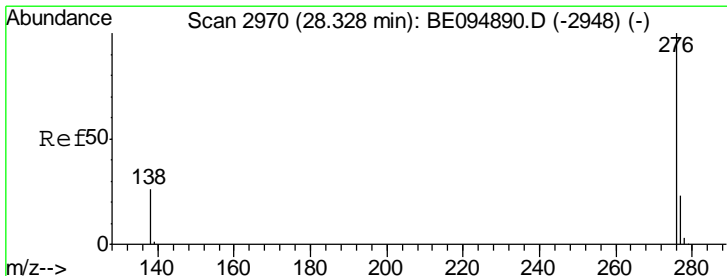
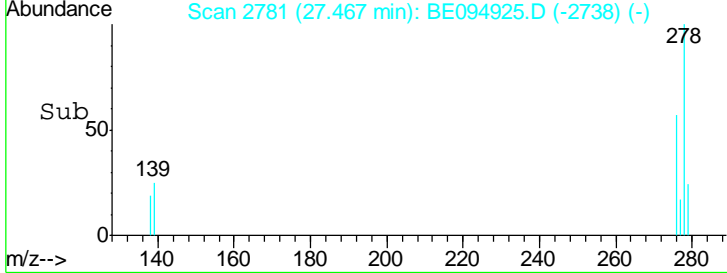
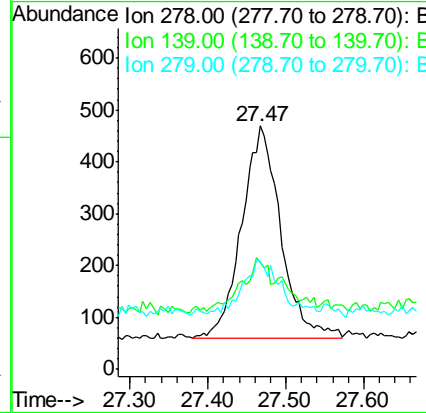
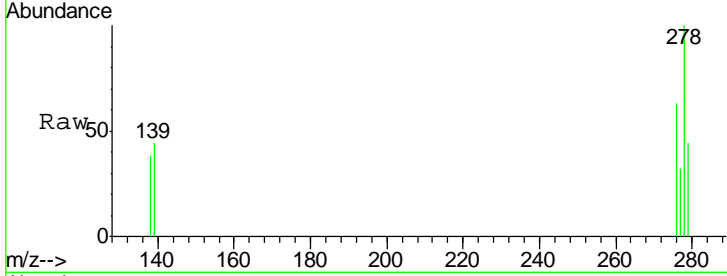




#38
 Dibenzo(a,h)anthracene
 Concen: 0.021 ng
 RT: 27.47 min Scan# 2781
 Delta R.T. -0.00 min
 Lab File: BE094925.D
 Acq: 5 Dec 2017 21:27

Instrument :
 BNA_E
 ClientSampleId :
 FT-PZ451S-20171129

Tgt Ion	Resp	Lower	Upper
278	1419		
139	43.9	56.0	84.0#
279	44.3	52.0	78.0#



#39
 Benzo(g,h,i)perylene
 Concen: 0.025 ng
 RT: 28.32 min Scan# 2969
 Delta R.T. -0.00 min
 Lab File: BE094925.D
 Acq: 5 Dec 2017 21:27

Tgt Ion	Resp	Lower	Upper
276	1647		
277	34.4	52.0	78.0#
138	42.0	44.0	66.0#

