

Data Path : Z:\SVOASRV\HPCHEM1\BNA F\DATA\BF012119\  
 Data File : BF112151.D  
 Acq On : 21 Jan 2019 11:40  
 Operator : JU/SJ  
 Sample : SSTDCCC040  
 Misc :  
 ALS Vial : 2 Sample Multiplier: 1

Instrument :  
 BNA\_F  
 ClientSampleId :  
 SSTDCCC040

Quant Time: Jan 21 12:47:37 2019  
 Quant Method : Z:\SVOASRV\HPCHEM1\BNA F\METHODS\8270-BF011619.M  
 Quant Title : ASP BNA STANDARDS FOR 5 POINT CALIBRATION  
 QLast Update : Sat Jan 19 01:02:12 2019  
 Response via : Initial Calibration

Internal Standards	R.T.	QIon	Response	Conc	Units	Dev(Min)
1) 1,4-Dichlorobenzene-d4	6.85	152	339447	20.00	ng	0.00
21) Naphthalene-d8	8.14	136	1304067	20.00	ng	0.00
39) Acenaphthene-d10	9.89	164	645426	20.00	ng	0.00
64) Phenanthrene-d10	11.37	188	1225360	20.00	ng	-0.01
76) Chrysene-d12	14.02	240	909308	20.00	ng	0.00
87) Perylene-d12	15.49	264	722722	20.00	ng	-0.01

## System Monitoring Compounds

5) 2-Fluorophenol	5.49	112	1481267	79.20	ng	0.00
7) Phenol-d6	6.50	99	1843099	78.77	ng	0.00
23) Nitrobenzene-d5	7.42	82	1671408	88.55	ng	0.00
42) 2,4,6-Tribromophenol	10.69	330	590153	84.76	ng	0.00
45) 2-Fluorobiphenyl	9.21	172	3311169	75.21	ng	0.00
79) Terphenyl-d14	12.96	244	3447807	80.66	ng	0.00

## Target Compounds

Target Compounds	R.T.	QIon	Response	Conc	Units	Qvalue
2) 1,4-Dioxane	2.64	88	320747	36.568	ng	97
3) Pyridine	3.39	79	861266	39.205	ng	99
4) n-Nitrosodimethylamine	3.35	42	334867	37.543	ng	99
6) Aniline	6.52	93	1129921	39.703	ng	# 65
8) 2-Chlorophenol	6.65	128	872888	40.187	ng	97
9) Benzaldehyde	6.40	77	483796	37.636	ng	99
10) Phenol	6.52	94	1006898	39.374	ng	97
11) bis(2-Chloroethyl)ether	6.59	93	813015	39.985	ng	99
12) 1,3-Dichlorobenzene	6.80	146	987071	39.821	ng	98
13) 1,4-Dichlorobenzene	6.87	146	1002982	39.557	ng	98
14) 1,2-Dichlorobenzene	7.03	146	925887	39.643	ng	98
15) Benzyl Alcohol	7.00	79	735909	42.213	ng	99
16) 2,2'-oxybis(1-Chloropropan	7.13	45	1069494	36.474	ng	90
17) 2-Methylphenol	7.12	107	677745	41.549	ng	95
18) Hexachloroethane	7.36	117	354192	41.854	ng	99
19) n-Nitroso-di-n-propylamine	7.27	70	600702	42.140	ng	99
20) 3+4-Methylphenols	7.27	107	823987	41.662	ng	91
22) Acetophenone	7.26	105	1201187	39.759	ng	98
24) Nitrobenzene	7.44	77	864169	43.199	ng	96
25) Isophorone	7.67	82	1457919	39.989	ng	99
26) 2-Nitrophenol	7.75	139	429525	42.538	ng	92
27) 2,4-Dimethylphenol	7.79	122	675222	39.899	ng	97
28) bis(2-Chloroethoxy)methane	7.88	93	1015178	40.593	ng	98
29) 2,4-Dichlorophenol	8.00	162	760251	41.124	ng	97
30) 1,2,4-Trichlorobenzene	8.08	180	867863	40.452	ng	98
31) Naphthalene	8.16	128	2363113	39.841	ng	99
32) Benzoic acid	7.93	122	284830	39.759	ng	99
33) 4-Chloroaniline	8.20	127	1072706	40.242	ng	98
34) Hexachlorobutadiene	8.27	225	487812	40.858	ng	98
35) Caprolactam	8.59	113	259267	40.070	ng	99
36) 4-Chloro-3-methylphenol	8.70	107	757707	41.964	ng	99
37) 2-Methylnaphthalene	8.85	142	1620263	40.228	ng	97
38) 1-Methylnaphthalene	8.95	142	1543572	39.878	ng	97
40) 1,2,4,5-Tetrachlorobenzene	9.02	216	839897	40.525	ng	99

Data Path : Z:\SVOASRV\HPCHEM1\BNA F\DATA\BF012119\  
 Data File : BF112151.D  
 Acq On : 21 Jan 2019 11:40  
 Operator : JU/SJ  
 Sample : SSTDCCC040  
 Misc :  
 ALS Vial : 2 Sample Multiplier: 1

Instrument :  
 BNA\_F  
 ClientSampleId :  
 SSTDCCC040

Quant Time: Jan 21 12:47:37 2019  
 Quant Method : Z:\SVOASRV\HPCHEM1\BNA F\METHODS\8270-BF011619.M  
 Quant Title : ASP BNA STANDARDS FOR 5 POINT CALIBRATION  
 QLast Update : Sat Jan 19 01:02:12 2019  
 Response via : Initial Calibration

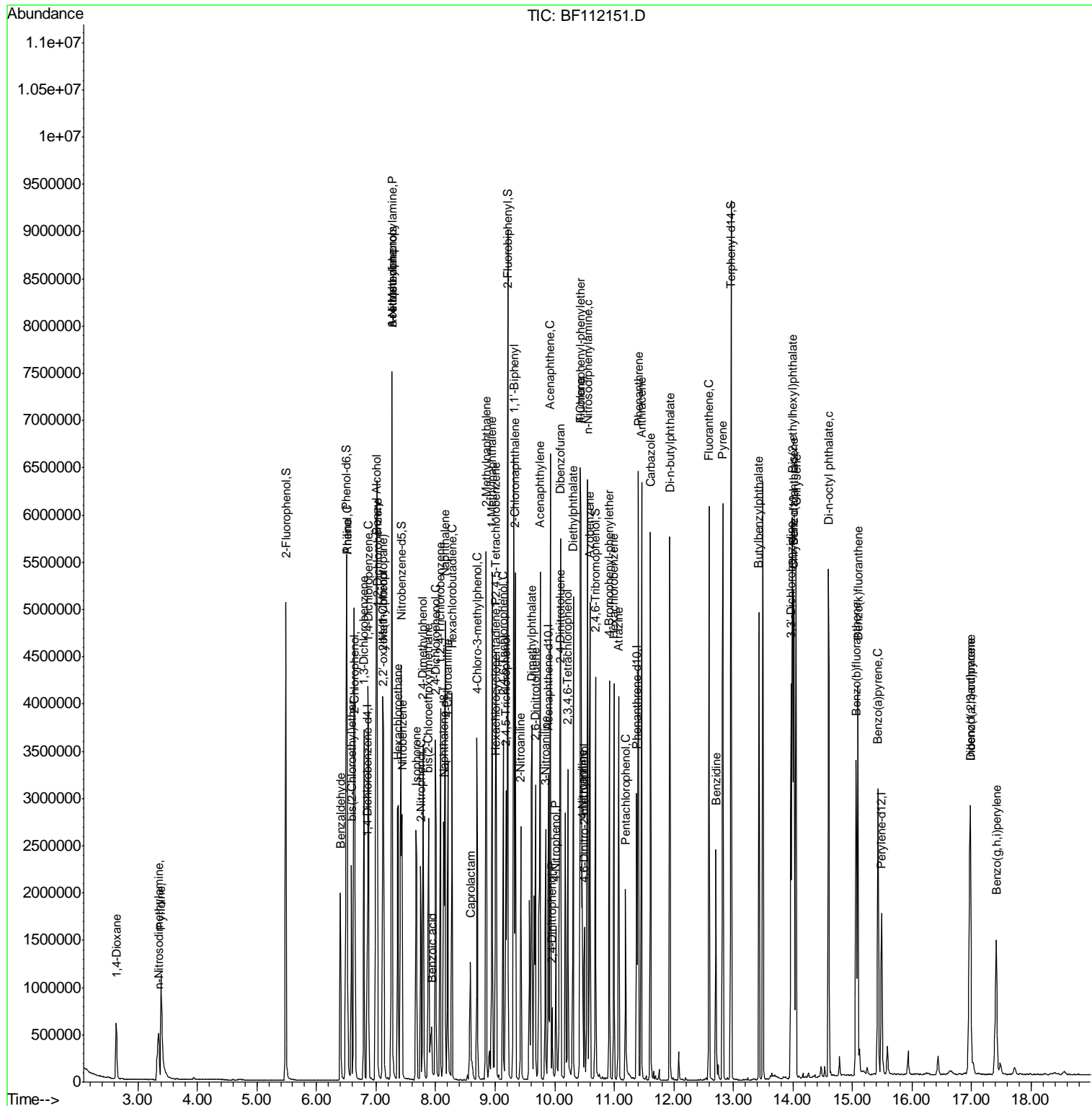
Internal Standards	R.T.	QIon	Response	Conc	Units	Dev(Min)
41) Hexachlorocyclopentadiene	9.00	237	254686	35.593	ng	96
43) 2,4,6-Trichlorophenol	9.13	196	537225	43.330	ng	99
44) 2,4,5-Trichlorophenol	9.18	196	565973	42.860	ng	98
46) 1,1'-Biphenyl	9.32	154	2152393	39.882	ng	98
47) 2-Chloronaphthalene	9.34	162	1699004	40.218	ng	97
48) 2-Nitroaniline	9.43	65	433103	45.516	ng	93
49) Acenaphthylene	9.76	152	2442480	39.620	ng	100
50) Dimethylphthalate	9.62	163	1939595	41.207	ng	100
51) 2,6-Dinitrotoluene	9.67	165	414723	44.119	ng #	83
52) Acenaphthene	9.93	154	1481247	39.271	ng	99
53) 3-Nitroaniline	9.85	138	451060	42.910	ng	92
54) 2,4-Dinitrophenol	9.96	184	97972	45.140	ng	98
55) Dibenzofuran	10.10	168	2227103	39.044	ng	95
56) 4-Nitrophenol	10.02	139	268592	38.879	ng	98
57) 2,4-Dinitrotoluene	10.09	165	507913	42.656	ng	93
58) Fluorene	10.44	166	1668259	39.145	ng	99
59) 2,3,4,6-Tetrachlorophenol	10.22	232	431679	43.321	ng	97
60) Diethylphthalate	10.31	149	1865964	40.612	ng	99
61) 4-Chlorophenyl-phenylether	10.43	204	905080	39.356	ng	92
62) 4-Nitroaniline	10.46	138	446286	42.757	ng	99
63) Azobenzene	10.59	77	1700426	38.646	ng	96
65) 4,6-Dinitro-2-methylphenol	10.50	198	209527	42.467	ng	95
66) n-Nitrosodiphenylamine	10.55	169	1602145	39.550	ng	99
67) 4-Bromophenyl-phenylether	10.92	248	578741	40.662	ng	94
68) Hexachlorobenzene	11.00	284	610335	39.808	ng	96
69) Atrazine	11.07	200	532880	40.765	ng	97
70) Pentachlorophenol	11.19	266	276061	40.696	ng	99
71) Phenanthrene	11.40	178	2388246	38.728	ng	99
72) Anthracene	11.46	178	2404623	38.493	ng	98
73) Carbazole	11.61	167	2350840	37.566	ng	97
74) Di-n-butylphthalate	11.93	149	2815304	39.995	ng	99
75) Fluoranthene	12.59	202	2428211	37.294	ng	99
77) Benzidine	12.70	184	880690	29.028	ng	99
78) Pyrene	12.82	202	2483664	41.400	ng	98
80) Butylbenzylphthalate	13.43	149	1209941	45.972	ng	92
81) Benzo(a)anthracene	14.01	228	2091182	40.109	ng	99
82) 3,3'-Dichlorobenzidine	13.97	252	810898	41.531	ng	99
83) Chrysene	14.05	228	1954636	39.621	ng	100
84) Bis(2-ethylhexyl)phthalate	13.99	149	1715812	45.489	ng	100
85) Di-n-octyl phthalate	14.60	149	2580889	44.409	ng	99
86) Indeno(1,2,3-cd)pyrene	16.97	276	1514957	33.285	ng	98
88) Benzo(b)fluoranthene	15.06	252	1733708	42.260	ng	99
89) Benzo(k)fluoranthene	15.09	252	1682688	42.378	ng	99
90) Benzo(a)pyrene	15.43	252	1549875	41.195	ng	98
91) Dibenzo(a,h)anthracene	16.98	278	1272567	38.083	ng	99
92) Benzo(g,h,i)perylene	17.42	276	1221593	37.108	ng	100

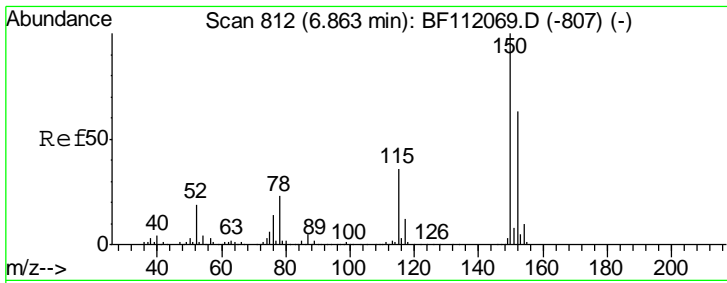
(#) = qualifier out of range (m) = manual integration (+) = signals summed

Data Path : Z:\SVOASRV\HPCHEM1\BNA F\DATA\BF012119\  
 Data File : BF112151.D  
 Acq On : 21 Jan 2019 11:40  
 Operator : JU/SJ  
 Sample : SSTDCCC040  
 Misc :  
 ALS Vial : 2 Sample Multiplier: 1

Instrument :  
 BNA\_F  
 Client Sampled :  
 SSTDCCC040

Quant Time: Jan 21 12:47:37 2019  
 Quant Method : Z:\SVOASRV\HPCHEM1\BNA F\METHODS\8270-BF011619.M  
 Quant Title : ASP BNA STANDARDS FOR 5 POINT CALIBRATION  
 QLast Update : Sat Jan 19 01:02:12 2019  
 Response via : Initial Calibration

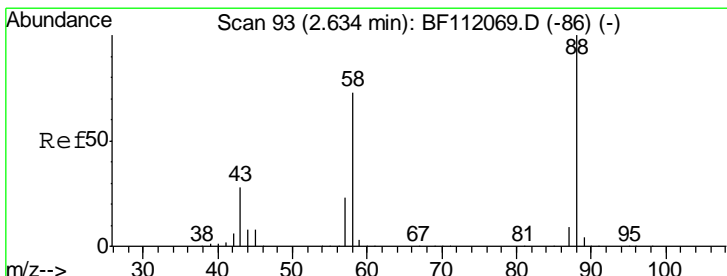
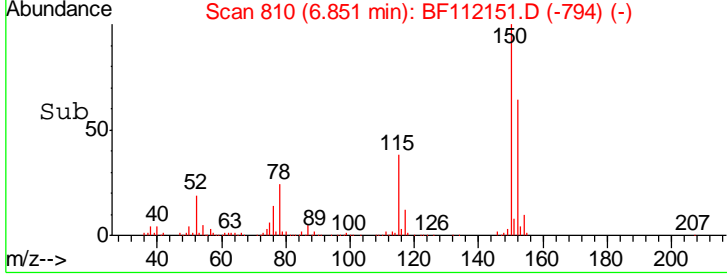
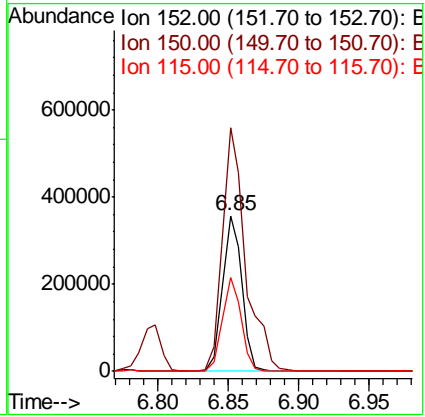
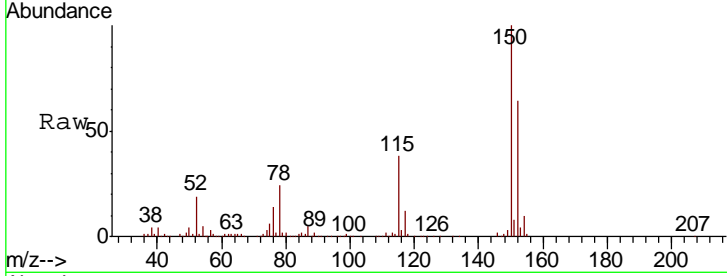




#1  
 1,4-Dichlorobenzene-d4  
 Concen: 20.000 ng  
 RT: 6.85 min Scan# 810  
 Delta R.T. -0.01 min  
 Lab File: BF112151.D  
 Acq: 21 Jan 2019 11:40

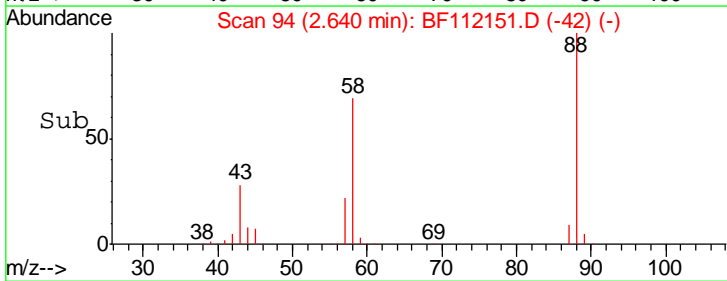
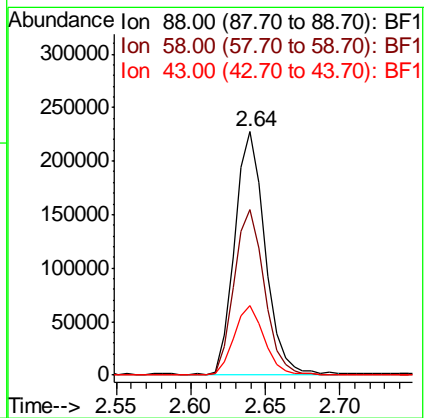
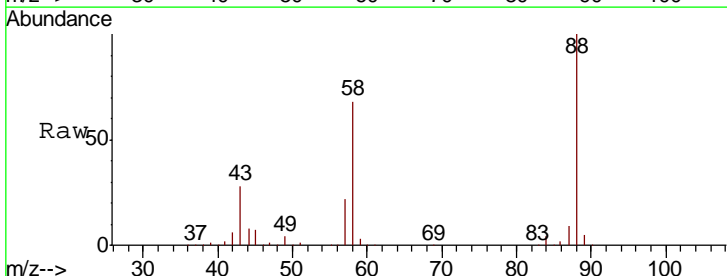
**Instrument :**  
 BNA\_F  
**ClientSampleId :**  
 SSTDCCC040

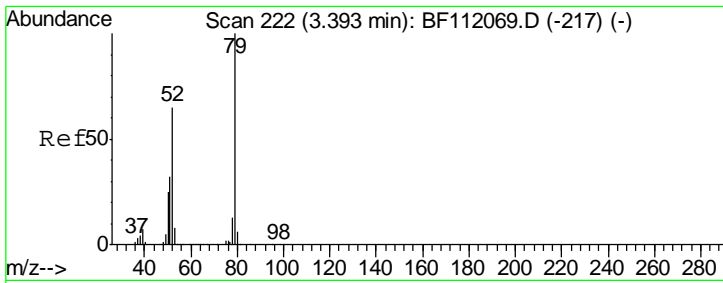
Tgt Ion	Resp	Lower	Upper
152	100		
150	156.6	127.4	191.0
115	60.0	45.5	68.3



#2  
 1,4-Dioxane  
 Concen: 36.568 ng  
 RT: 2.64 min Scan# 94  
 Delta R.T. 0.01 min  
 Lab File: BF112151.D  
 Acq: 21 Jan 2019 11:40

Tgt Ion	Resp	Lower	Upper
88	100		
58	68.8	57.4	86.2
43	28.9	22.2	33.4


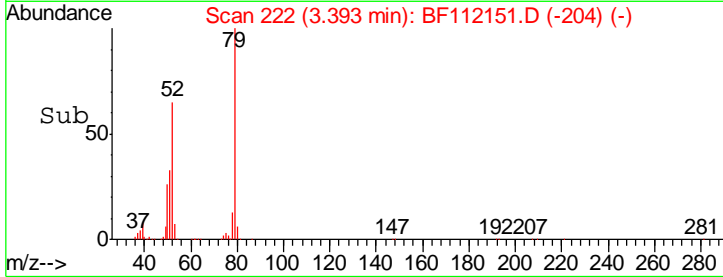
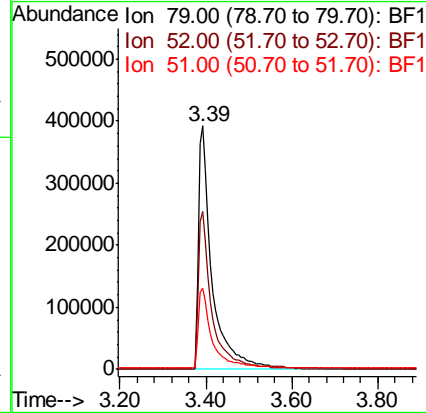
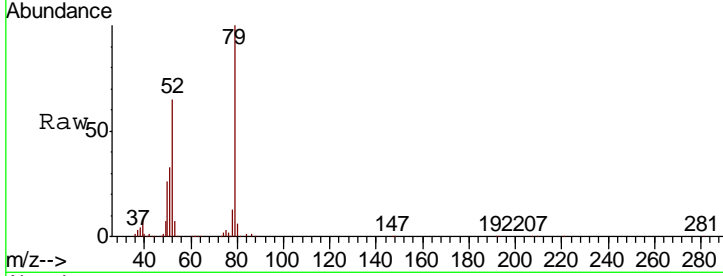




#3  
 Pyridine  
 Concen: 39.205 ng  
 RT: 3.39 min Scan# 222  
 Delta R.T. 0.01 min  
 Lab File: BF112151.D  
 Acq: 21 Jan 2019 11:40

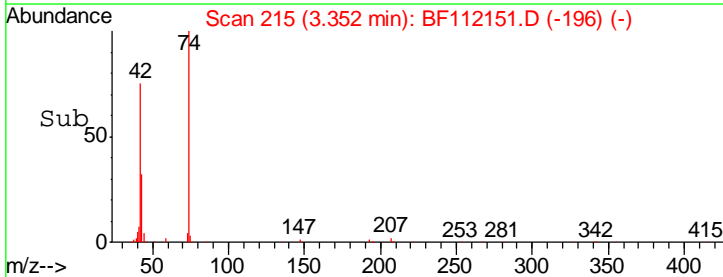
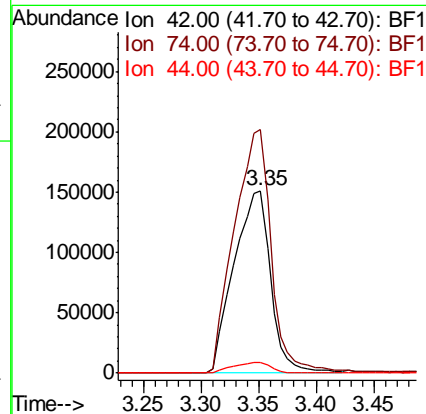
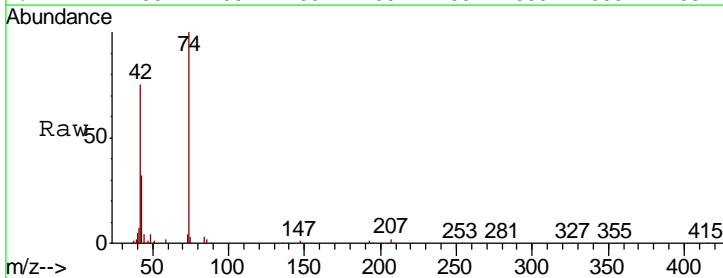
Instrument :  
 BNA\_F  
 ClientSampleId :  
 SSTDCCC040

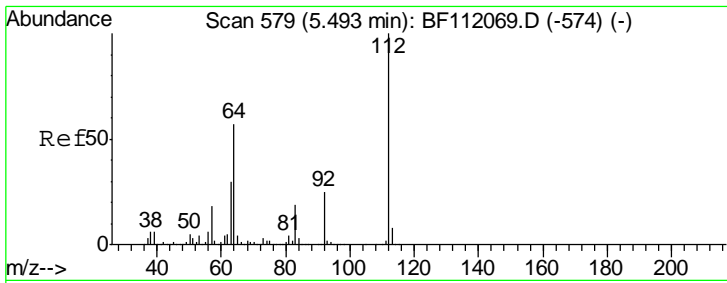
Tgt Ion	Resp	Lower	Upper
79	100		
52	64.6	52.4	78.6
51	33.5	26.1	39.1



#4  
 n-Nitrosodimethylamine  
 Concen: 37.543 ng  
 RT: 3.35 min Scan# 215  
 Delta R.T. 0.01 min  
 Lab File: BF112151.D  
 Acq: 21 Jan 2019 11:40

Tgt Ion	Resp	Lower	Upper
42	100		
74	133.5	105.6	158.4
44	5.8	5.4	8.2

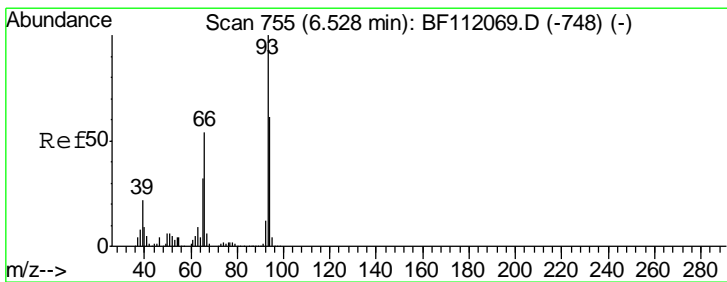
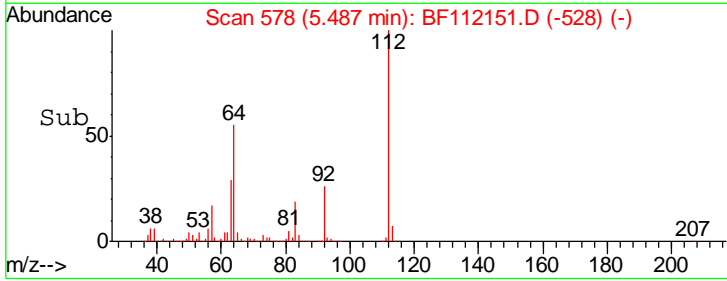
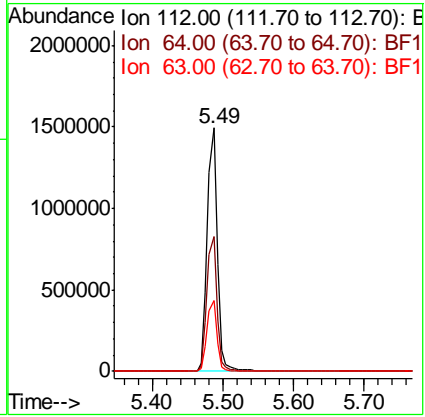
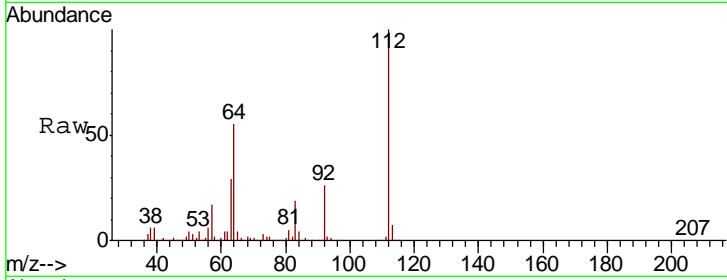




#5  
 2-Fluorophenol  
 Concen: 79.204 ng  
 RT: 5.49 min Scan# 578  
 Delta R.T. -0.01 min  
 Lab File: BF112151.D  
 Acq: 21 Jan 2019 11:40

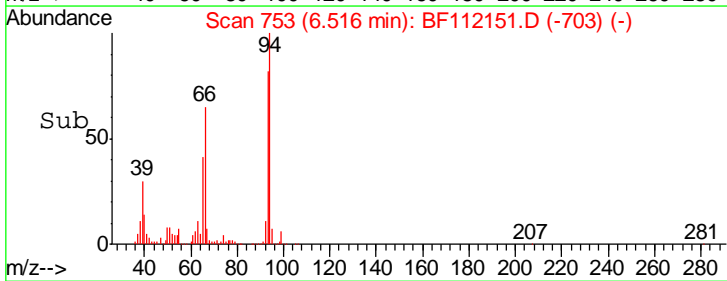
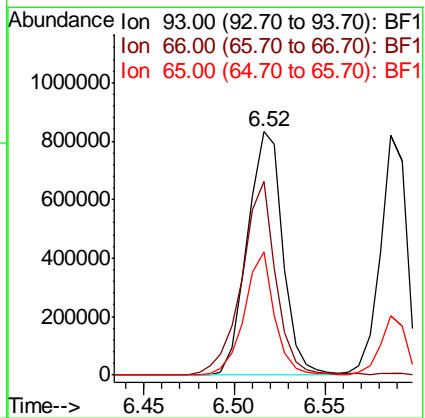
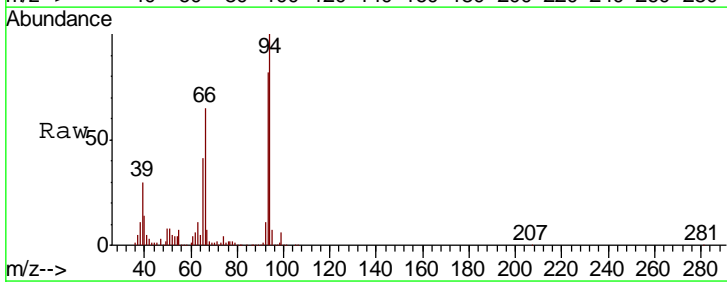
**Instrument :**  
 BNA\_F  
**ClientSampleId :**  
 SSTDCCC040

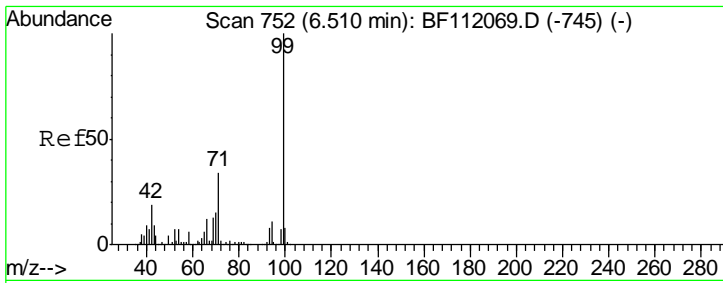
Tgt Ion	Resp	Lower	Upper
112	1481267		
64	55.1	45.7	68.5
63	29.2	23.6	35.4



#6  
 Aniline  
 Concen: 39.703 ng  
 RT: 6.52 min Scan# 753  
 Delta R.T. -0.01 min  
 Lab File: BF112151.D  
 Acq: 21 Jan 2019 11:40

Tgt Ion	Resp	Lower	Upper
93	1129921		
66	79.4	43.4	65.2#
65	50.4	25.3	37.9#

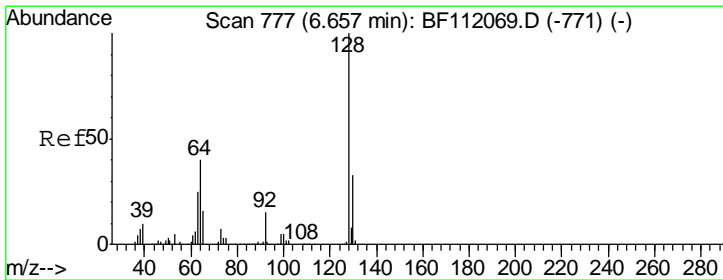
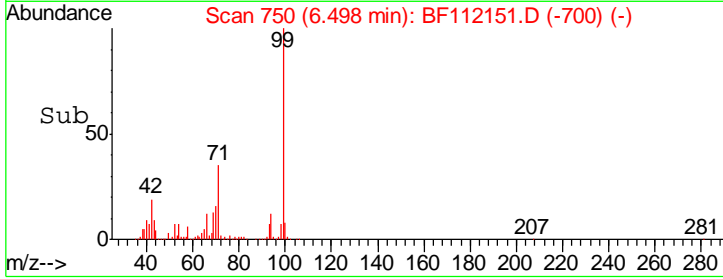
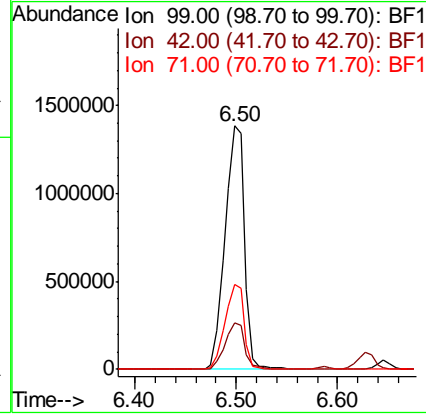
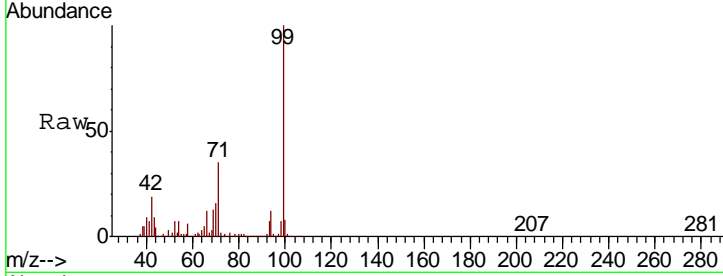




#7  
 Phenol-d6  
 Concen: 78.768 ng  
 RT: 6.50 min Scan# 750  
 Delta R.T. -0.01 min  
 Lab File: BF112151.D  
 Acq: 21 Jan 2019 11:40

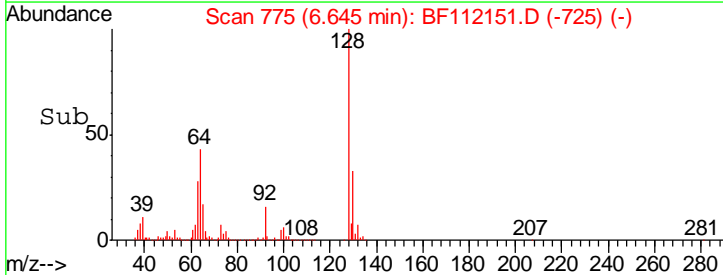
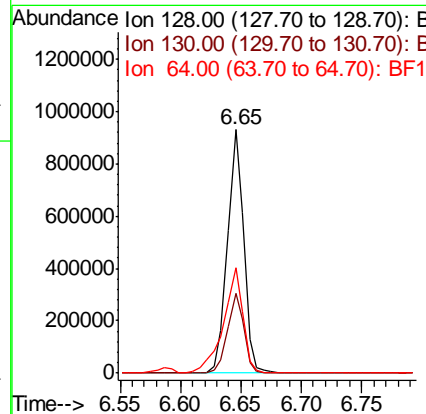
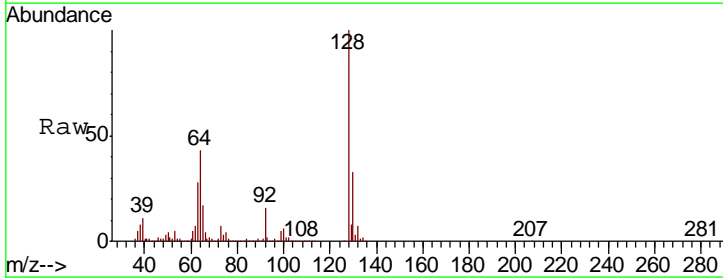
Instrument :  
 BNA\_F  
 ClientSampleId :  
 SSTDCCC040

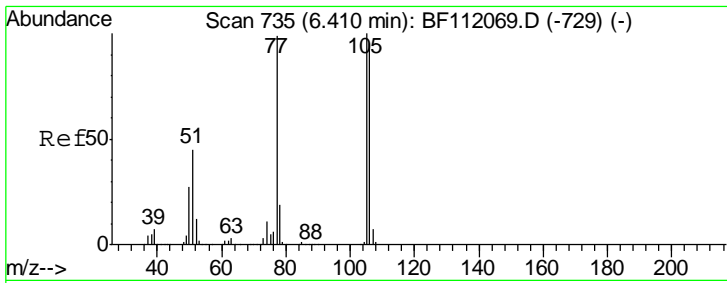
Tgt Ion	Resp	Lower	Upper
99	1843099		
42	18.9	15.1	22.7
71	34.8	26.9	40.3



#8  
 2-Chlorophenol  
 Concen: 40.187 ng  
 RT: 6.65 min Scan# 775  
 Delta R.T. -0.01 min  
 Lab File: BF112151.D  
 Acq: 21 Jan 2019 11:40

Tgt Ion	Resp	Lower	Upper
128	872888		
130	32.7	13.4	53.4
64	43.2	20.5	60.5

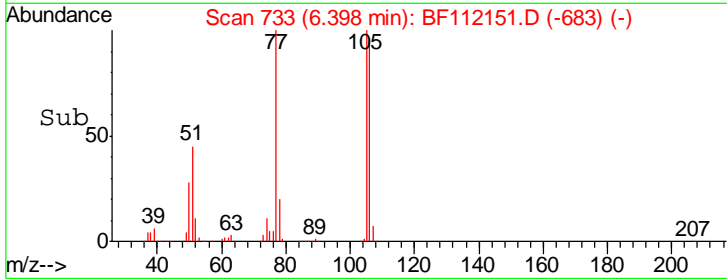
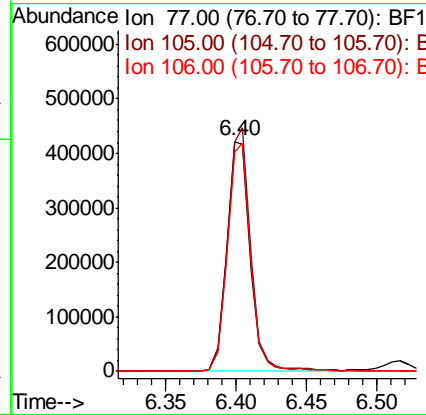
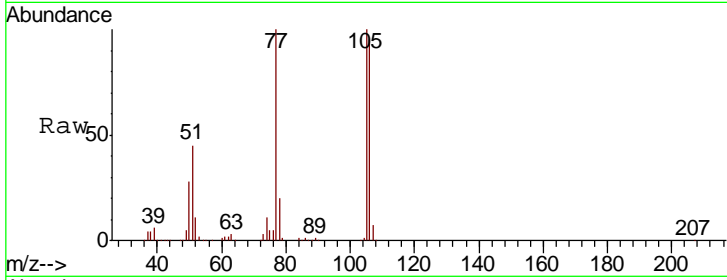




#9  
Benzaldehyde  
Concen: 37.636 ng  
RT: 6.40 min Scan# 733  
Delta R.T. -0.01 min  
Lab File: BF112151.D  
Acq: 21 Jan 2019 11:40

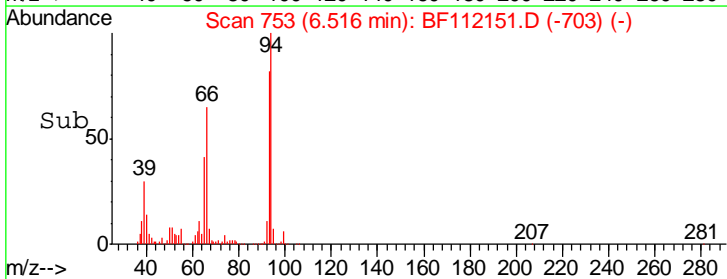
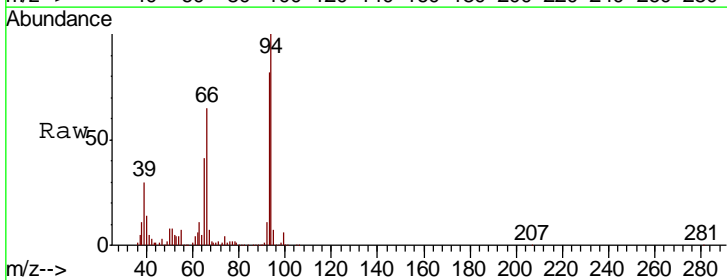
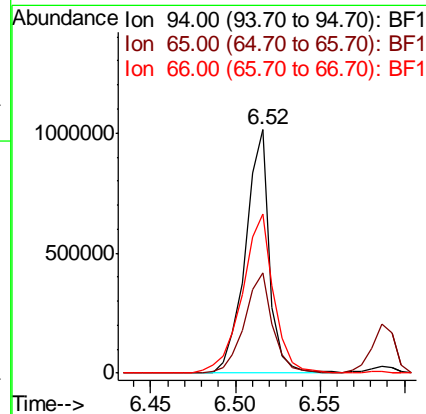
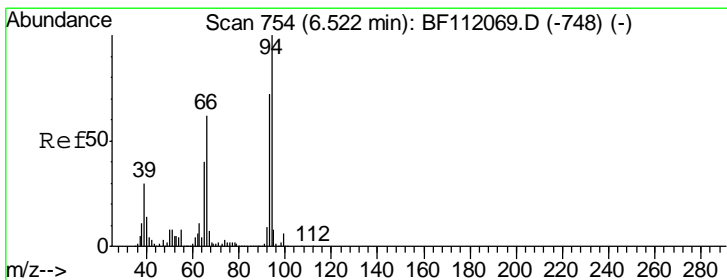
Instrument :  
BNA\_F  
ClientSampleId :  
SSTDCCC040

Tgt Ion	Resp	Lower	Upper
77	100		
105	99.9	80.8	120.8
106	95.3	75.7	115.7

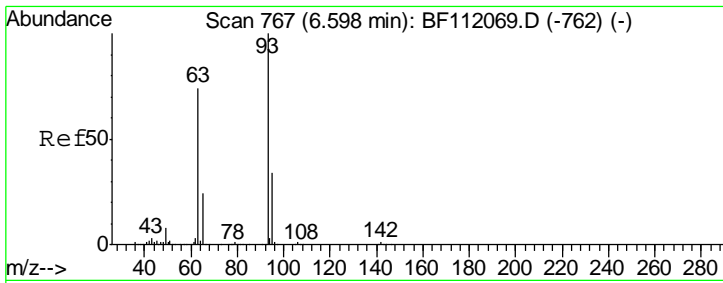


#10  
Phenol  
Concen: 39.374 ng  
RT: 6.52 min Scan# 753  
Delta R.T. -0.01 min  
Lab File: BF112151.D  
Acq: 21 Jan 2019 11:40

Tgt Ion	Resp	Lower	Upper
94	100		
65	41.4	20.3	60.3
66	65.2	42.4	82.4



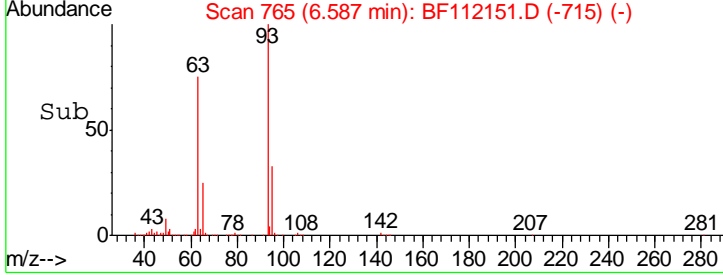
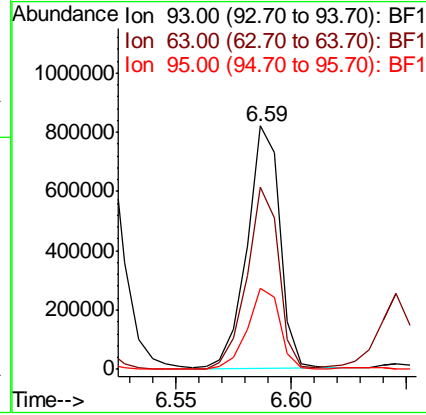
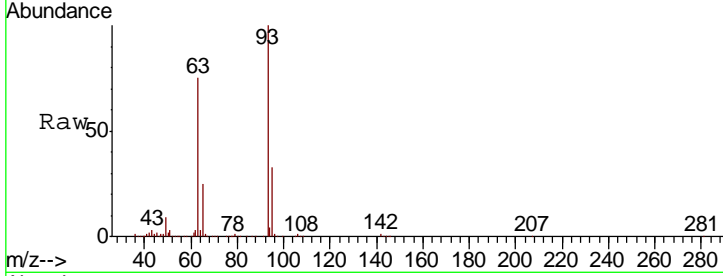




#11  
 bis(2-Chloroethyl)ether  
 Concen: 39.985 ng  
 RT: 6.59 min Scan# 765  
 Delta R.T. -0.01 min  
 Lab File: BF112151.D  
 Acq: 21 Jan 2019 11:40

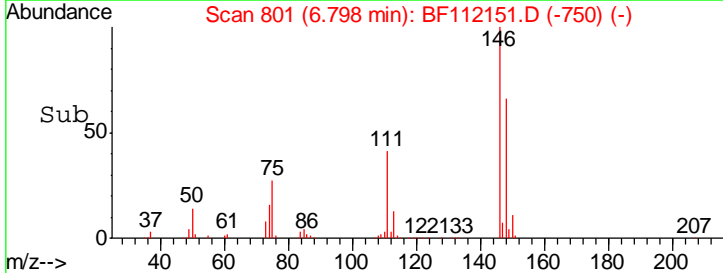
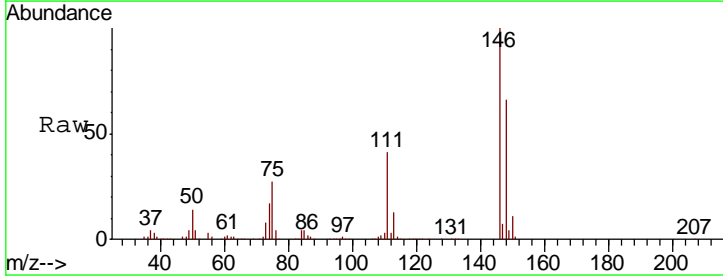
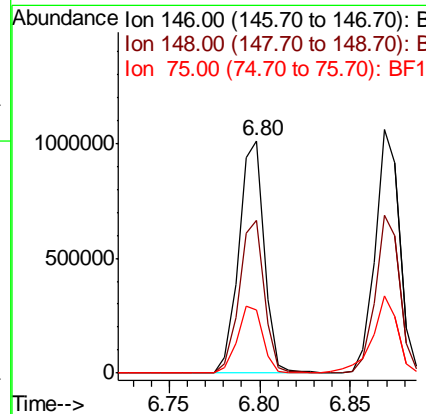
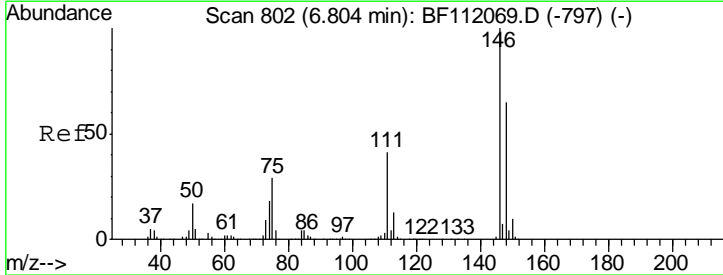
**Instrument :**  
 BNA\_F  
**ClientSampled :**  
 SSTDCCC040

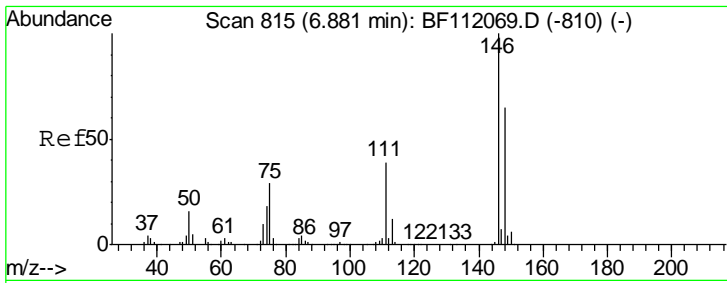
Tgt Ion	Resp	Lower	Upper
93	813015		
63	75.1	53.3	93.3
95	33.4	13.4	53.4



#12  
 1,3-Dichlorobenzene  
 Concen: 39.821 ng  
 RT: 6.80 min Scan# 801  
 Delta R.T. 0.00 min  
 Lab File: BF112151.D  
 Acq: 21 Jan 2019 11:40

Tgt Ion	Resp	Lower	Upper
146	987071		
148	65.8	51.8	77.8
75	27.3	23.1	34.7



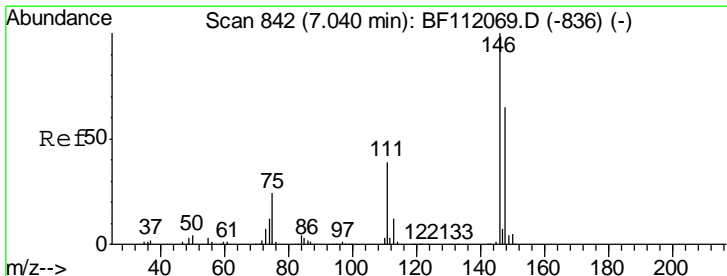
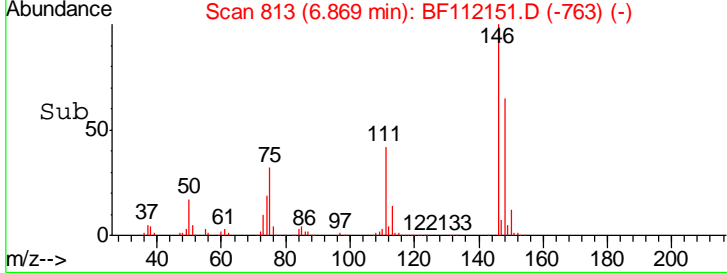
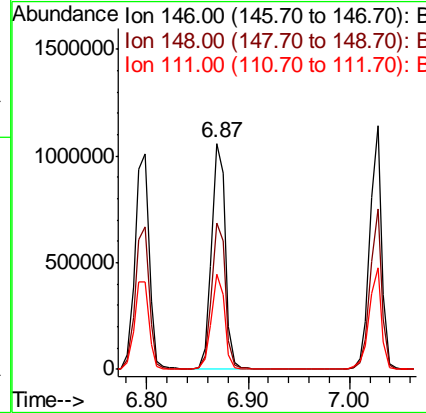
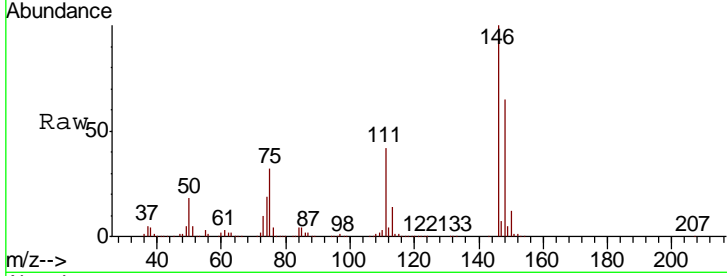


#13  
 1,4-Dichlorobenzene  
 Concen: 39.557 ng  
 RT: 6.87 min Scan# 813  
 Delta R.T. -0.01 min  
 Lab File: BF112151.D  
 Acq: 21 Jan 2019 11:40

Instrument :  
 BNA\_F  
 ClientSampleId :  
 SSTDCCC040

Tgt Ion:146 Resp: 1002982

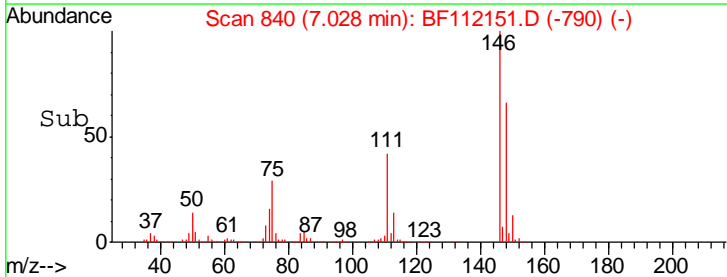
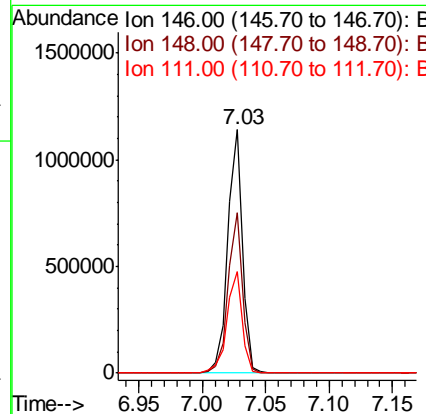
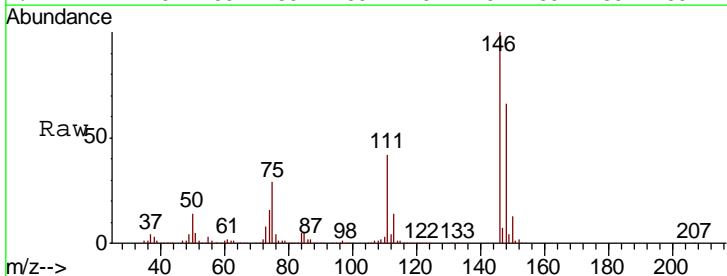
Ion	Ratio	Lower	Upper
146	100		
148	64.9	52.0	78.0
111	42.0	31.2	46.8

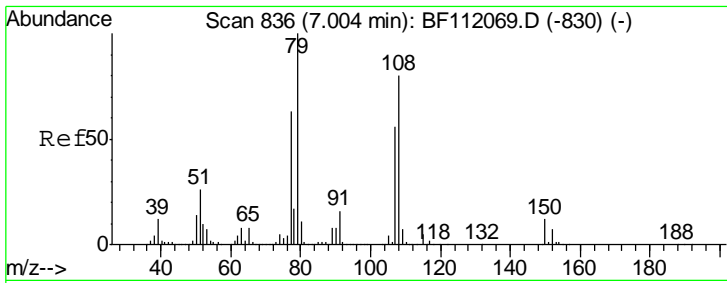


#14  
 1,2-Dichlorobenzene  
 Concen: 39.643 ng  
 RT: 7.03 min Scan# 840  
 Delta R.T. -0.01 min  
 Lab File: BF112151.D  
 Acq: 21 Jan 2019 11:40

Tgt Ion:146 Resp: 925887

Ion	Ratio	Lower	Upper
146	100		
148	65.9	52.2	78.4
111	41.8	31.2	46.8

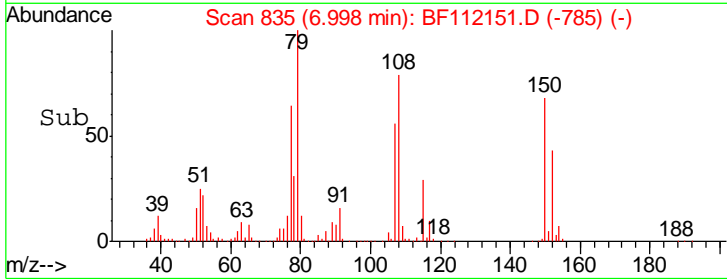
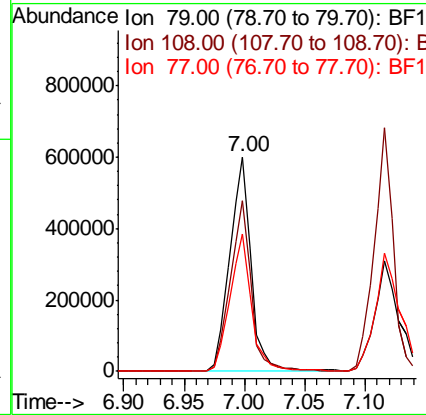
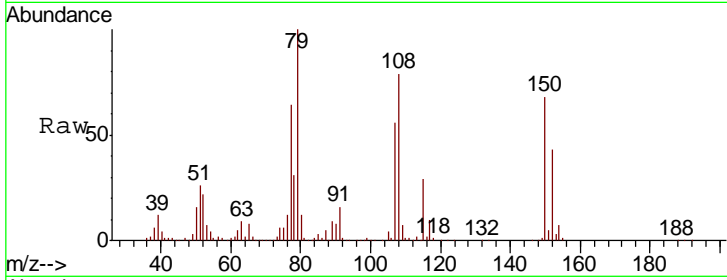




#15  
 Benzyl Alcohol  
 Concen: 42.213 ng  
 RT: 7.00 min Scan# 835  
 Delta R.T. -0.01 min  
 Lab File: BF112151.D  
 Acq: 21 Jan 2019 11:40

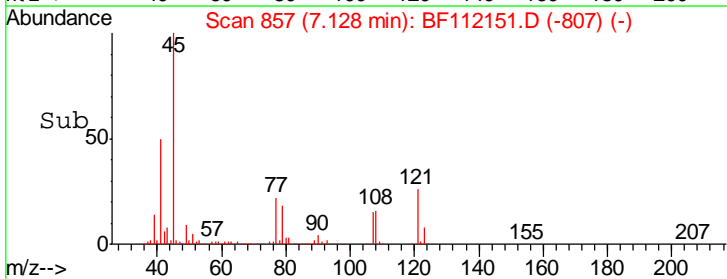
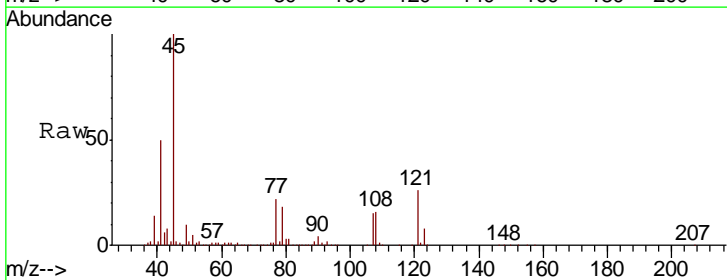
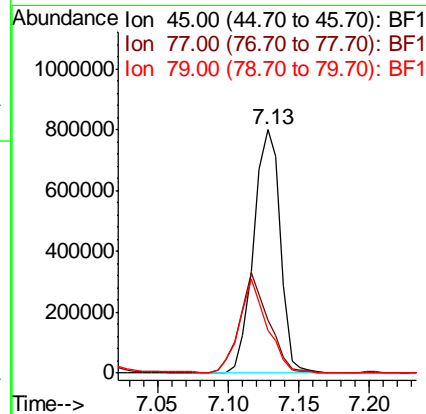
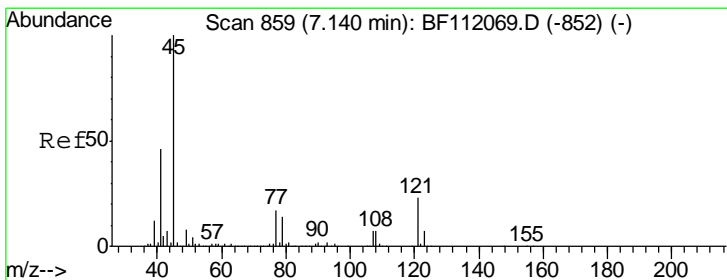
Instrument :  
 BNA\_F  
 ClientSampled :  
 SSTDCCC040

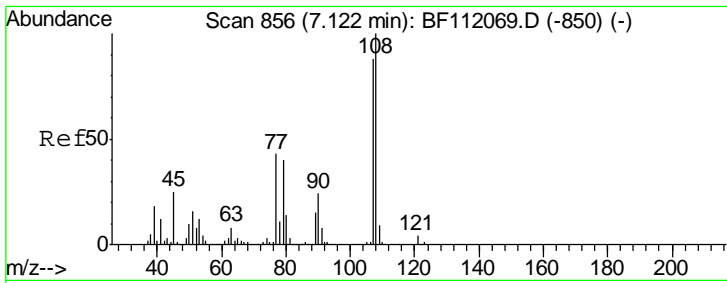
Tgt Ion	Resp	Lower	Upper
79	100		
108	79.5	64.2	96.2
77	64.2	50.3	75.5



#16  
 2,2'-oxybis(1-Chloropropane)  
 Concen: 36.474 ng  
 RT: 7.13 min Scan# 857  
 Delta R.T. -0.01 min  
 Lab File: BF112151.D  
 Acq: 21 Jan 2019 11:40

Tgt Ion	Resp	Lower	Upper
45	100		
77	21.9	0.0	36.9
79	17.6	0.0	34.0

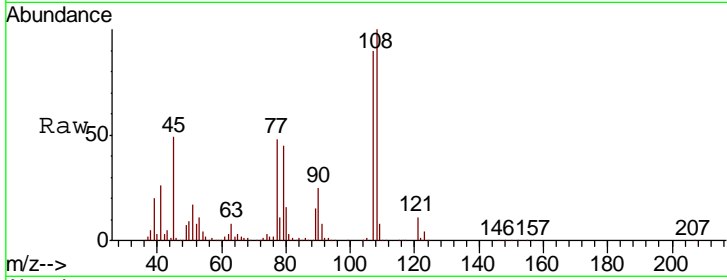




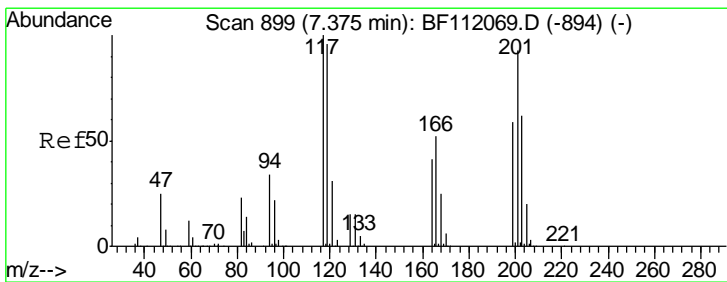
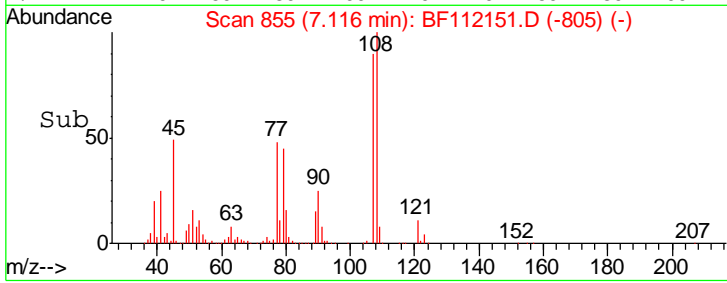
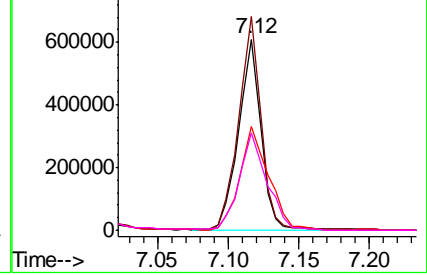
#17  
 2-Methylphenol  
 Concen: 41.549 ng  
 RT: 7.12 min Scan# 855  
 Delta R.T. -0.01 min  
 Lab File: BF112151.D  
 Acq: 21 Jan 2019 11:40

Instrument :  
 BNA\_F  
 ClientSampleId :  
 SSTDCCC040

Tgt Ion	Resp	Lower	Upper
107	100		
108	111.6	91.3	136.9
77	54.0	39.0	58.6
79	50.7	37.0	55.4

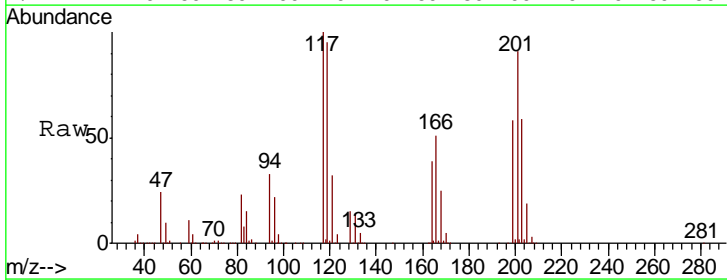


Abundance  
 Ion 107.00 (106.70 to 107.70): E  
 Ion 108.00 (107.70 to 108.70): E  
 Ion 77.00 (76.70 to 77.70): BF1  
 Ion 79.00 (78.70 to 79.70): BF1

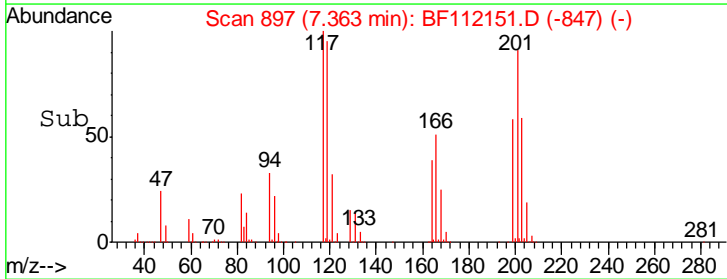
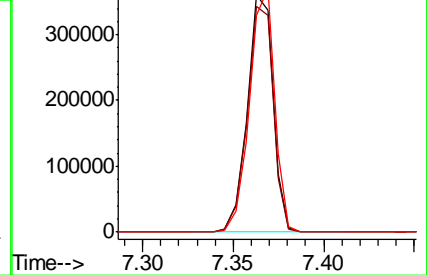


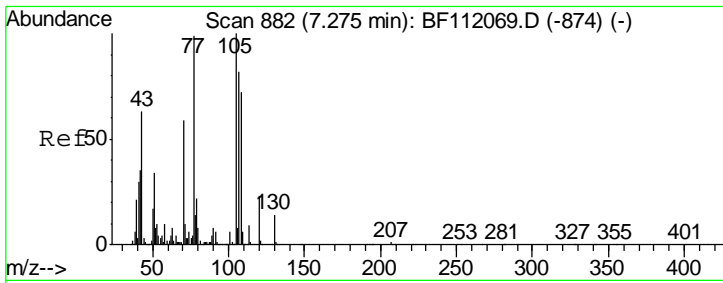
#18  
 Hexachloroethane  
 Concen: 41.854 ng  
 RT: 7.36 min Scan# 897  
 Delta R.T. -0.01 min  
 Lab File: BF112151.D  
 Acq: 21 Jan 2019 11:40

Tgt Ion	Resp	Lower	Upper
117	100		
119	94.9	77.0	115.4
201	91.3	74.1	111.1



Abundance  
 Ion 117.00 (116.70 to 117.70): E  
 Ion 119.00 (118.70 to 119.70): E  
 Ion 201.00 (200.70 to 201.70): E

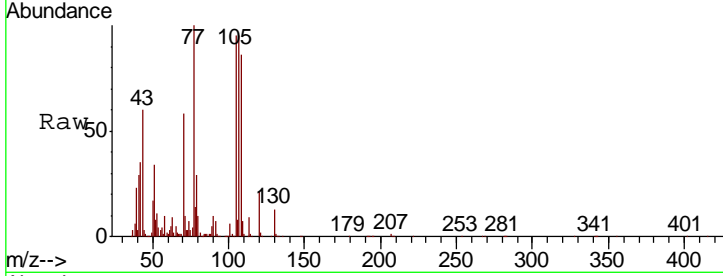




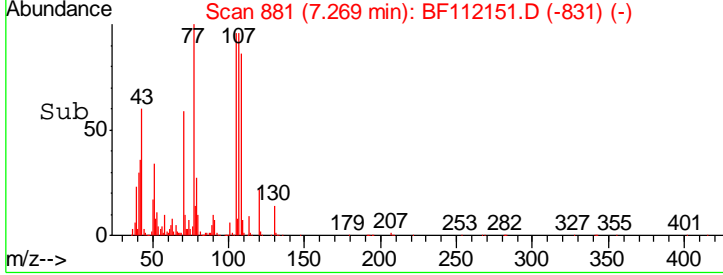
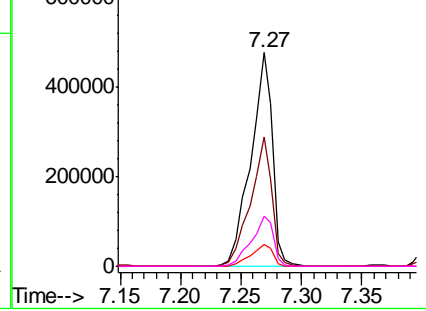
#19  
 n-Nitroso-di-n-propylamine  
 Concen: 42.140 ng  
 RT: 7.27 min Scan# 881  
 Delta R.T. -0.01 min  
 Lab File: BF112151.D  
 Acq: 21 Jan 2019 11:40

Instrument :  
 BNA\_F  
 ClientSampleId :  
 SSTDCCC040

Tgt Ion	Resp	Lower	Upper
70	100		
42	60.8	47.6	71.4
101	10.2	7.9	11.9
130	23.3	18.4	27.6



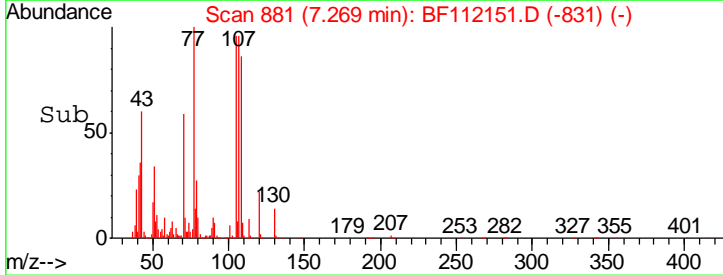
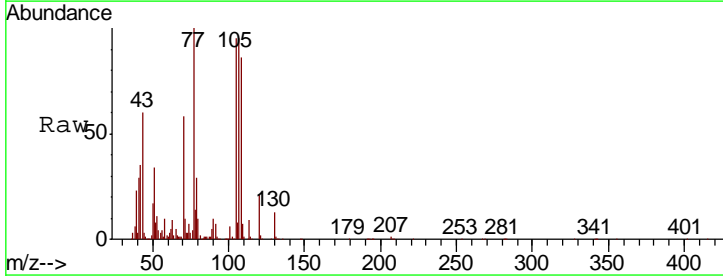
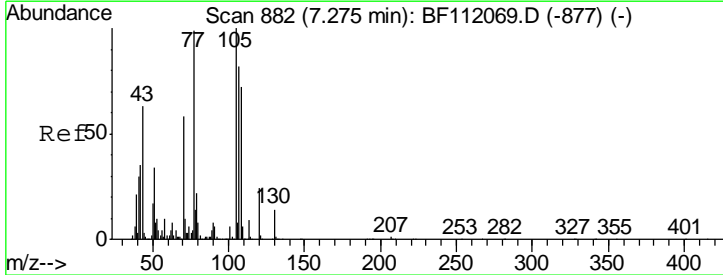
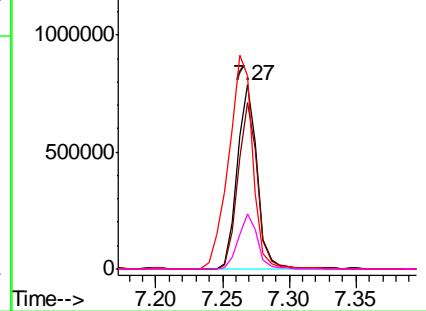
Abundance Ion 70.00 (69.70 to 70.70): BF1  
 Ion 42.00 (41.70 to 42.70): BF1  
 Ion 101.00 (100.70 to 101.70): E  
 Ion 130.00 (129.70 to 130.70): E

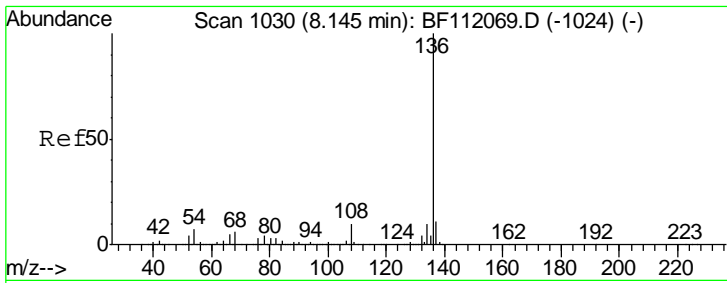


#20  
 3+4-Methylphenols  
 Concen: 41.662 ng  
 RT: 7.27 min Scan# 881  
 Delta R.T. -0.01 min  
 Lab File: BF112151.D  
 Acq: 21 Jan 2019 11:40

Tgt Ion	Resp	Lower	Upper
107	100		
108	90.2	68.2	108.2
77	105.0	100.7	140.7
79	30.1	7.3	47.3

Abundance Ion 107.00 (106.70 to 107.70): E  
 Ion 108.00 (107.70 to 108.70): E  
 Ion 77.00 (76.70 to 77.70): BF1  
 Ion 79.00 (78.70 to 79.70): BF1



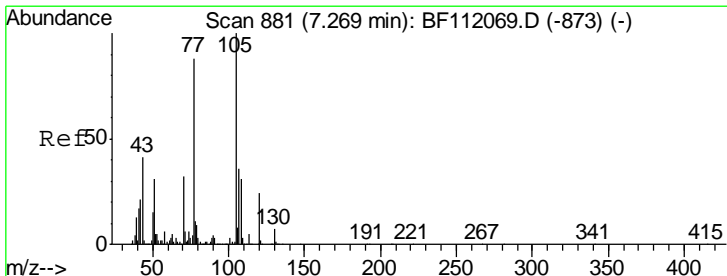
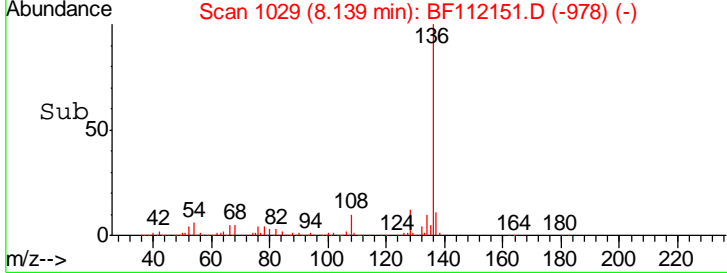
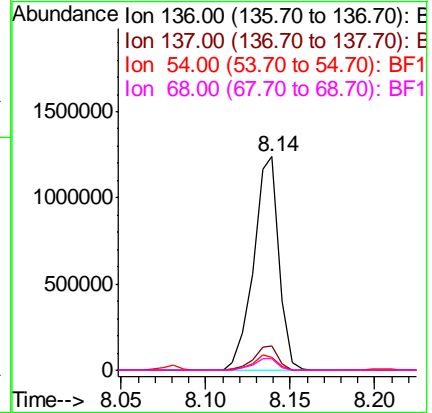
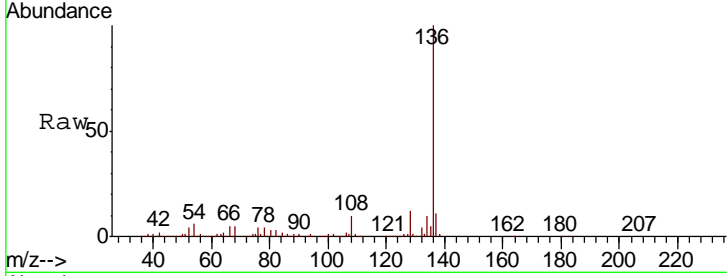


#21  
 Naphthalene-d8  
 Concen: 20.000 ng  
 RT: 8.14 min Scan# 1029  
 Delta R.T. 0.00 min  
 Lab File: BF112151.D  
 Acq: 21 Jan 2019 11:40

Instrument :  
 BNA\_F  
 ClientSampleId :  
 SSTDCCC040

Tgt Ion:136 Resp: 1304067

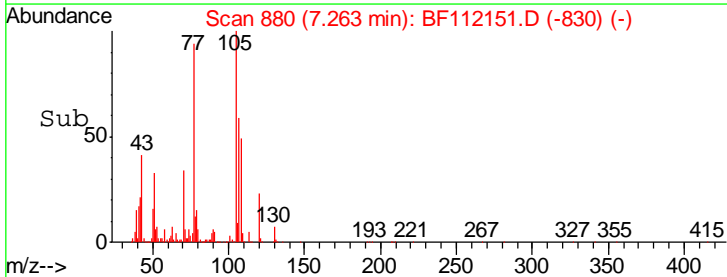
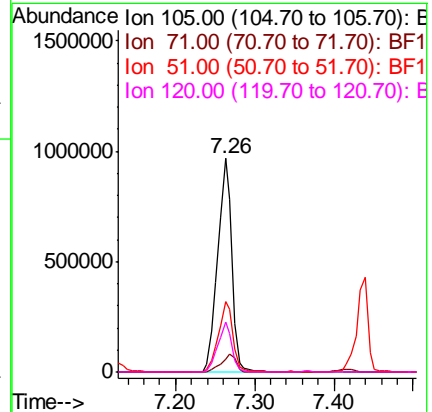
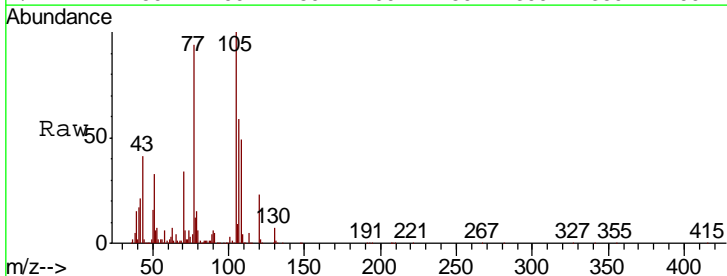
Ion	Ratio	Lower	Upper
136	100		
137	11.3	9.1	13.7
54	6.1	5.9	8.9
68	5.3	5.1	7.7

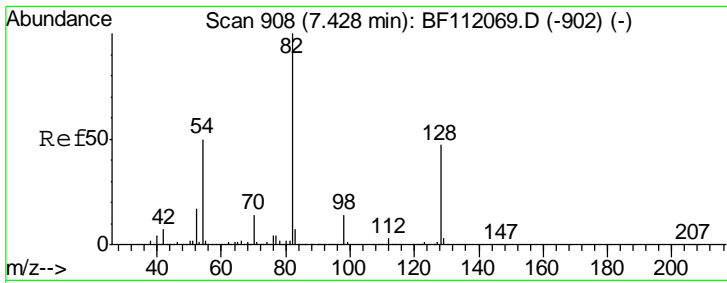


#22  
 Acetophenone  
 Concen: 39.759 ng  
 RT: 7.26 min Scan# 880  
 Delta R.T. -0.01 min  
 Lab File: BF112151.D  
 Acq: 21 Jan 2019 11:40

Tgt Ion:105 Resp: 1201187

Ion	Ratio	Lower	Upper
105	100		
71	5.7	4.6	6.8
51	33.1	25.0	37.6
120	23.1	19.0	28.4

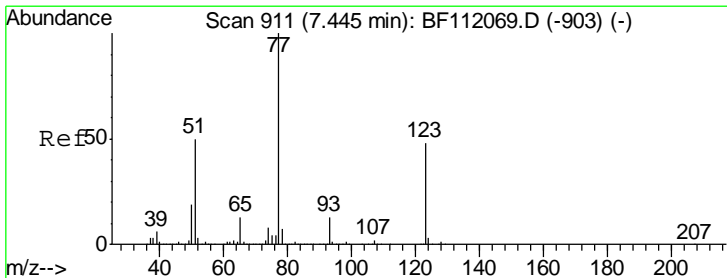
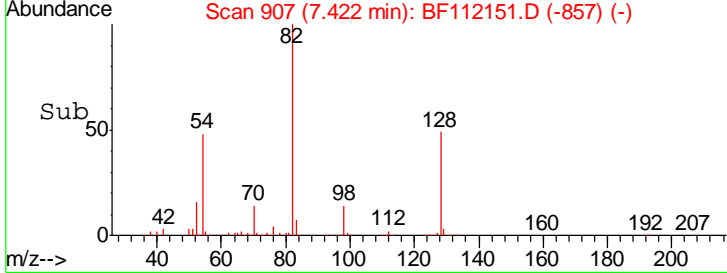
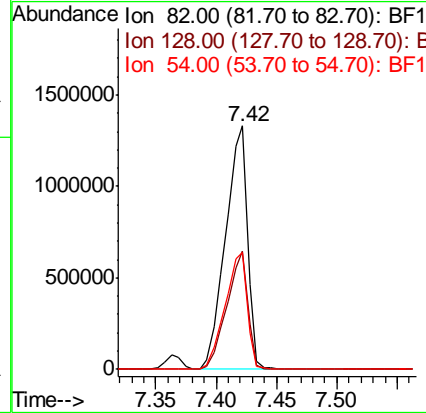
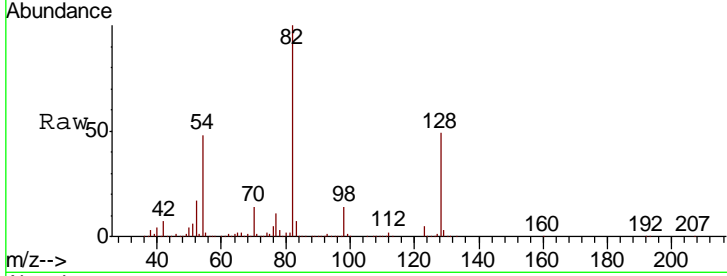




#23  
 Nitrobenzene-d5  
 Concen: 88.551 ng  
 RT: 7.42 min Scan# 907  
 Delta R.T. -0.01 min  
 Lab File: BF112151.D  
 Acq: 21 Jan 2019 11:40

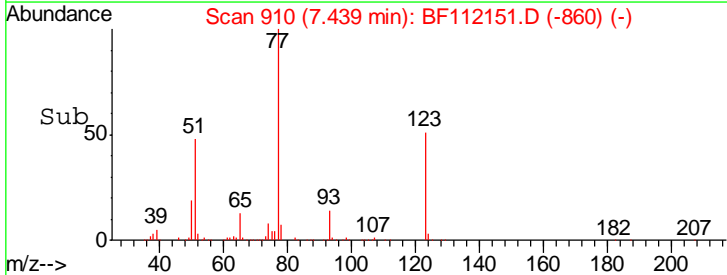
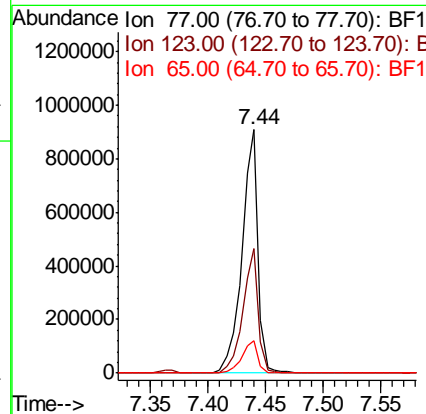
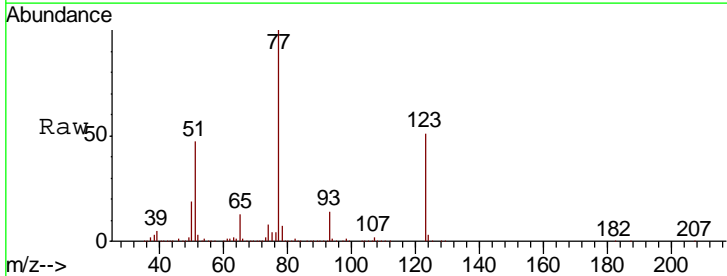
Instrument :  
 BNA\_F  
 ClientSampleId :  
 SSTDCCC040

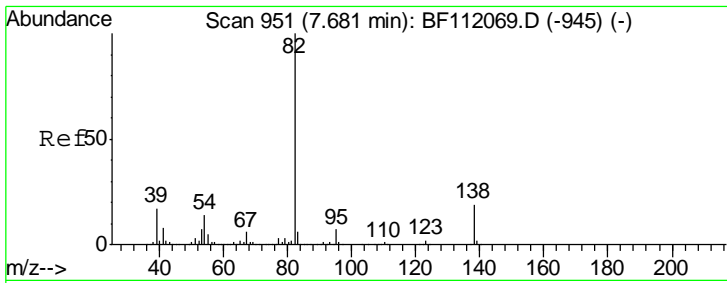
Tgt Ion	Resp	Lower	Upper
82	1671408		
128	48.6	37.8	56.8
54	47.8	39.7	59.5



#24  
 Nitrobenzene  
 Concen: 43.199 ng  
 RT: 7.44 min Scan# 910  
 Delta R.T. -0.01 min  
 Lab File: BF112151.D  
 Acq: 21 Jan 2019 11:40

Tgt Ion	Resp	Lower	Upper
77	864169		
123	51.2	38.4	57.6
65	13.3	10.6	15.8

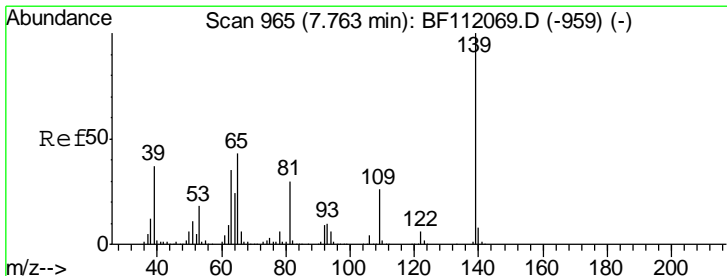
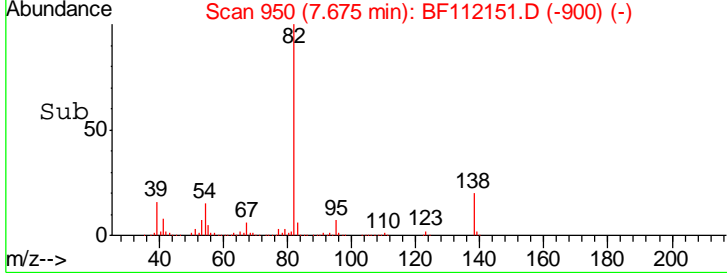
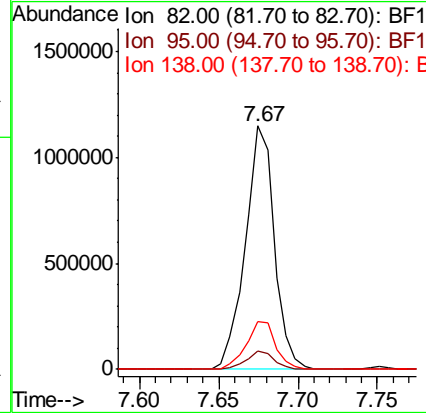
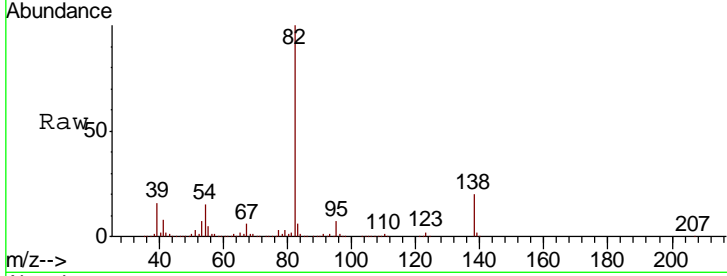




#25  
 Isophorone  
 Concen: 39.989 ng  
 RT: 7.67 min Scan# 950  
 Delta R.T. -0.01 min  
 Lab File: BF112151.D  
 Acq: 21 Jan 2019 11:40

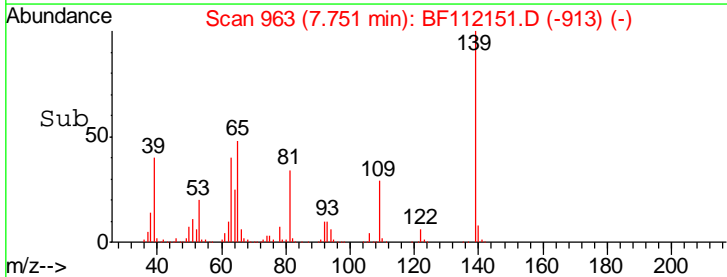
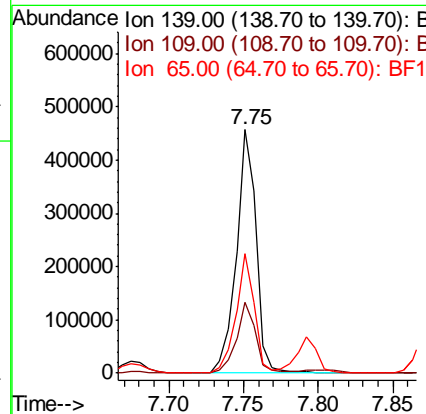
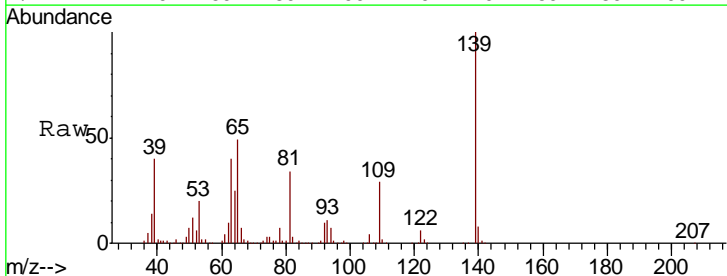
Instrument :  
 BNA\_F  
 ClientSampleId :  
 SSTDCCC040

Tgt Ion	Resp	Lower	Upper
82	1457919		
95	7.3	5.7	8.5
138	19.6	15.4	23.0

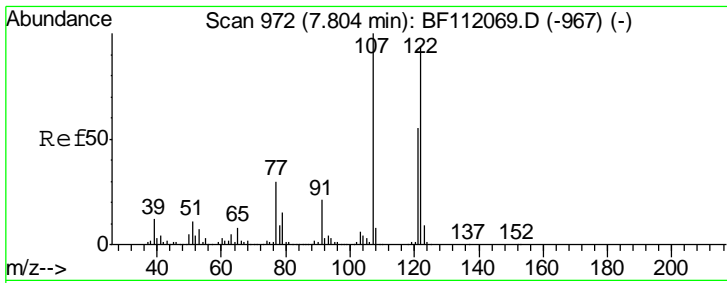


#26  
 2-Nitrophenol  
 Concen: 42.538 ng  
 RT: 7.75 min Scan# 963  
 Delta R.T. -0.01 min  
 Lab File: BF112151.D  
 Acq: 21 Jan 2019 11:40

Tgt Ion	Resp	Lower	Upper
139	429525		
109	29.1	20.8	31.2
65	48.8	34.4	51.6



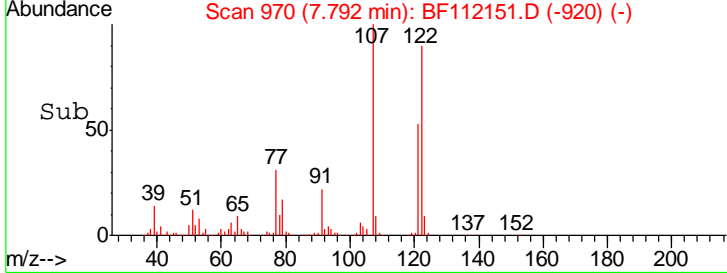
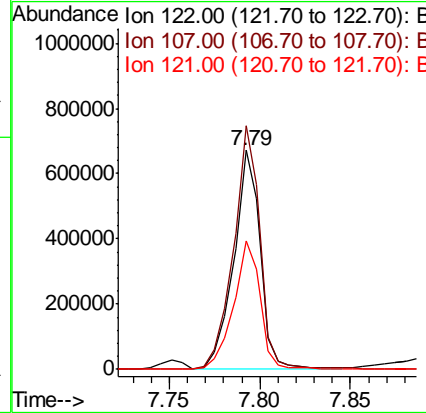
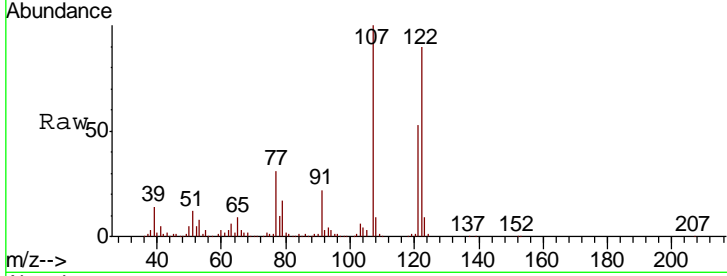




#27  
 2,4-Dimethylphenol  
 Concen: 39.899 ng  
 RT: 7.79 min Scan# 970  
 Delta R.T. -0.01 min  
 Lab File: BF112151.D  
 Acq: 21 Jan 2019 11:40

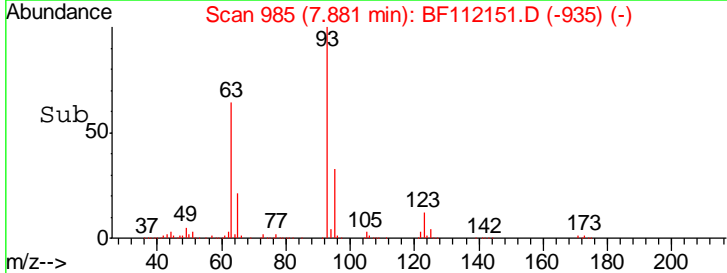
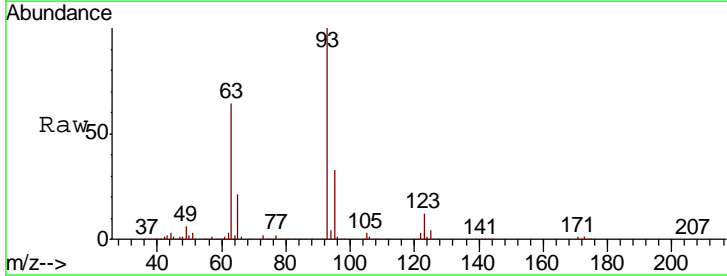
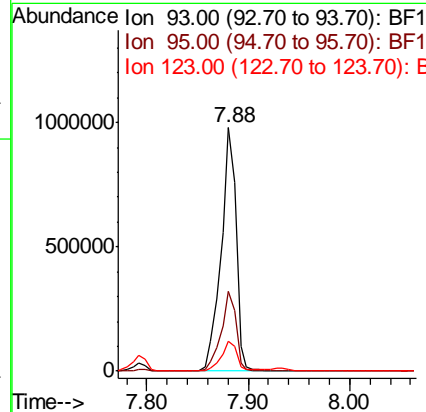
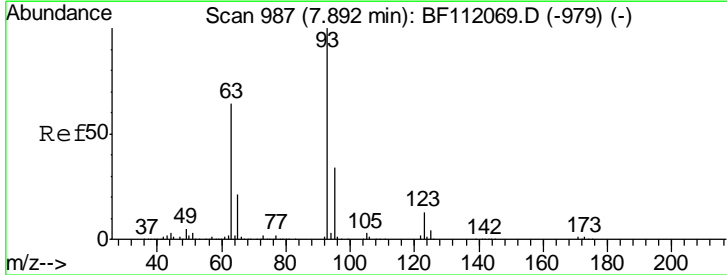
Instrument :  
 BNA\_F  
 ClientSampleId :  
 SSTDCCC040

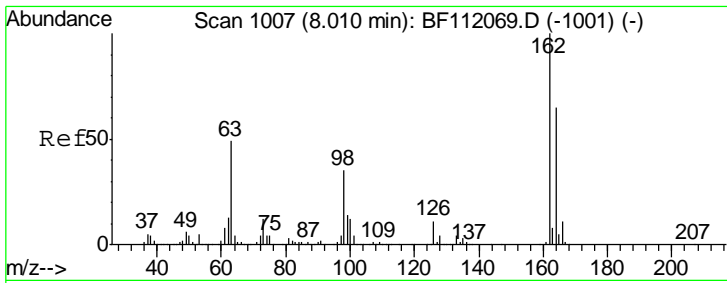
Tgt Ion	Resp	Lower	Upper
122	675222		
122	100		
107	111.3	85.4	128.0
121	58.9	47.0	70.4



#28  
 bis(2-Chloroethoxy)methane  
 Concen: 40.593 ng  
 RT: 7.88 min Scan# 985  
 Delta R.T. -0.01 min  
 Lab File: BF112151.D  
 Acq: 21 Jan 2019 11:40

Tgt Ion	Resp	Lower	Upper
93	1015178		
93	100		
95	32.6	26.8	40.2
123	12.0	10.2	15.2

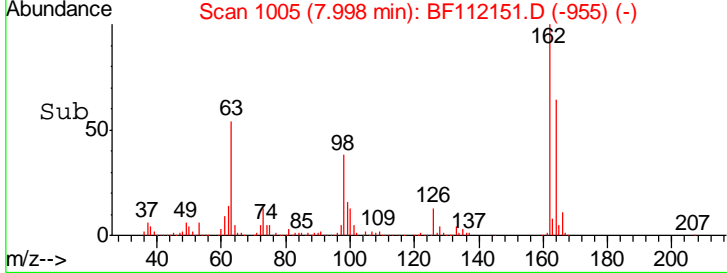
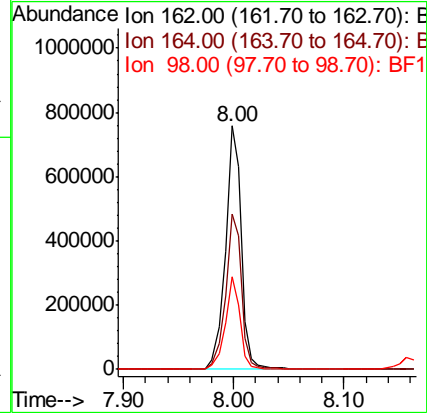
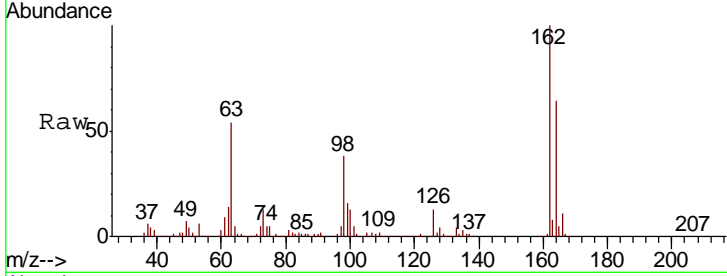




#29  
 2,4-Dichlorophenol  
 Concen: 41.124 ng  
 RT: 8.00 min Scan# 1005  
 Delta R.T. -0.01 min  
 Lab File: BF112151.D  
 Acq: 21 Jan 2019 11:40

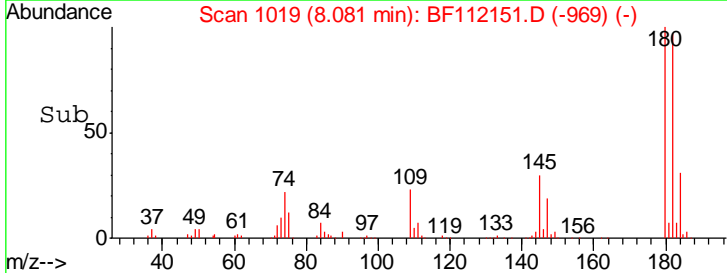
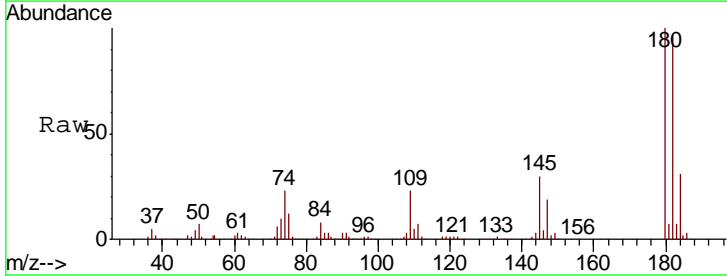
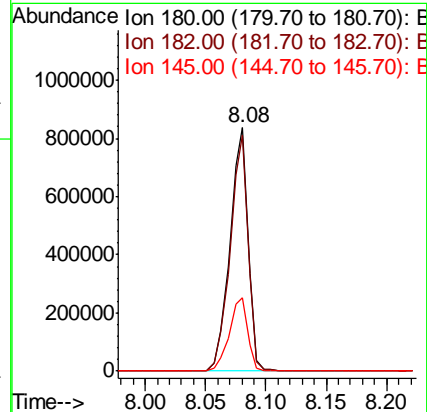
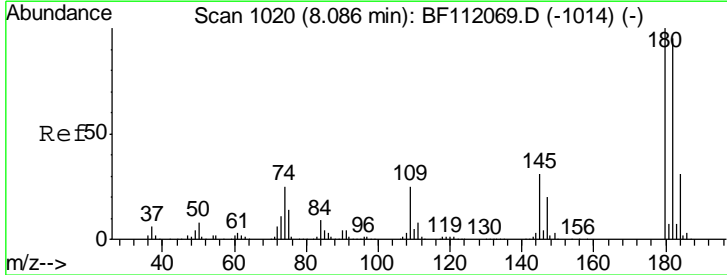
Instrument :  
 BNA\_F  
 ClientSampleID :  
 SSTDCCC040

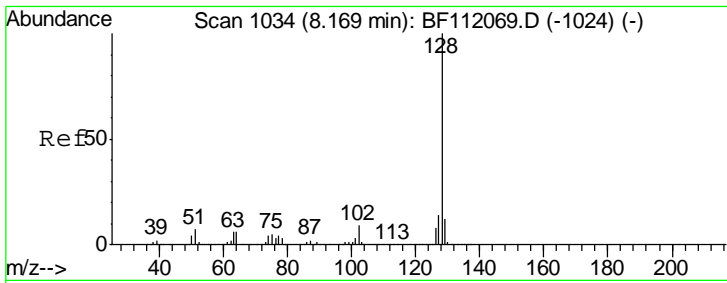
Tgt Ion	Resp	Lower	Upper
162	100		
164	63.8	44.6	84.6
98	37.8	14.6	54.6



#30  
 1,2,4-Trichlorobenzene  
 Concen: 40.452 ng  
 RT: 8.08 min Scan# 1019  
 Delta R.T. -0.01 min  
 Lab File: BF112151.D  
 Acq: 21 Jan 2019 11:40

Tgt Ion	Resp	Lower	Upper
180	100		
182	97.0	76.4	114.6
145	30.0	25.0	37.4



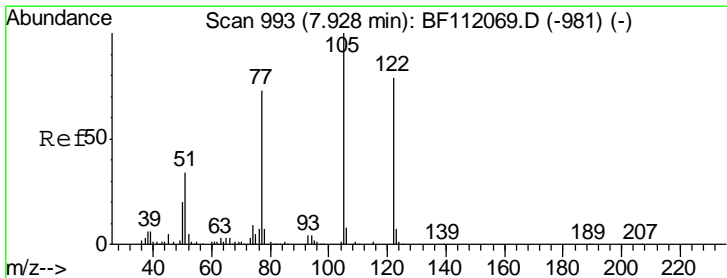
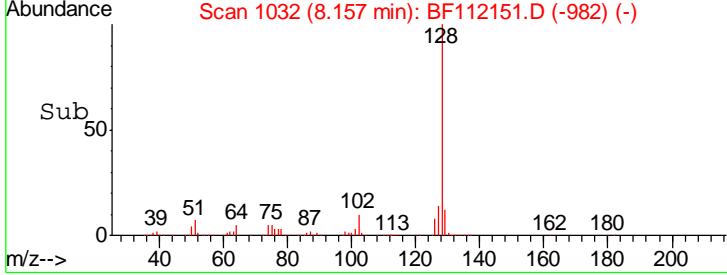
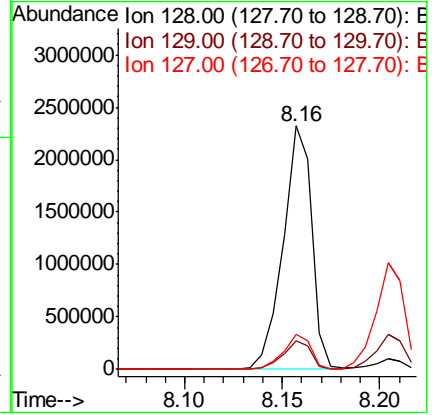
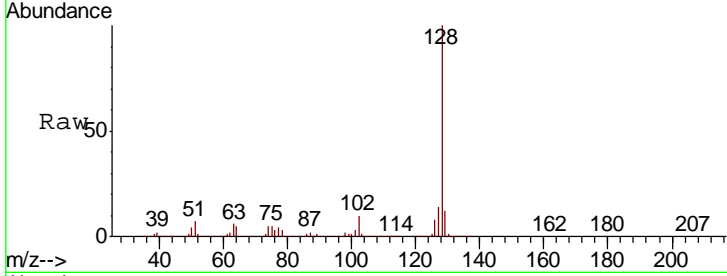


#31  
 Naphthalene  
 Concen: 39.841 ng  
 RT: 8.16 min Scan# 1032  
 Delta R.T. -0.01 min  
 Lab File: BF112151.D  
 Acq: 21 Jan 2019 11:40

Instrument :  
 BNA\_F  
 ClientSampleId :  
 SSTDCCC040

Tgt Ion:128 Resp: 2363113

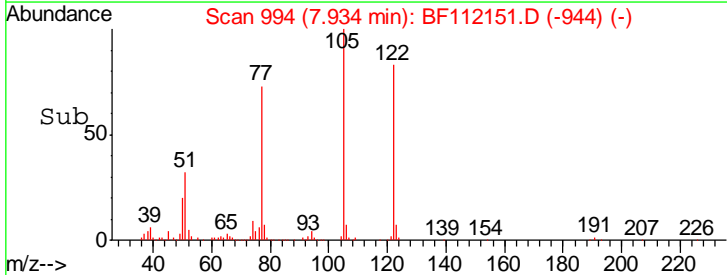
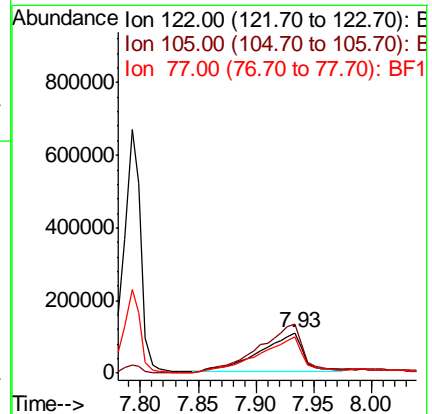
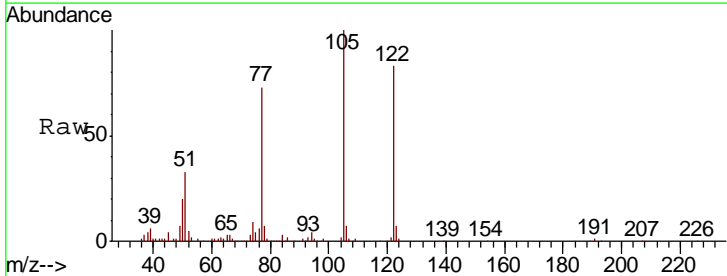
Ion	Ratio	Lower	Upper
128	100		
129	11.8	9.6	14.4
127	14.4	11.1	16.7

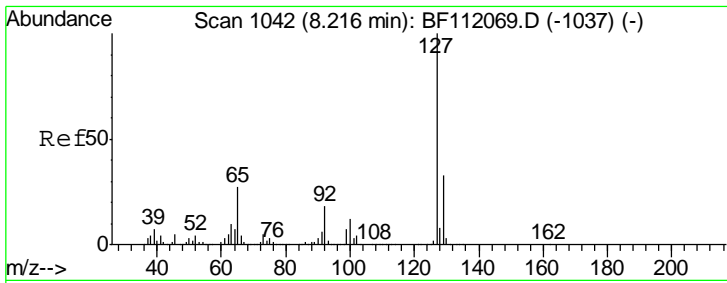


#32  
 Benzoic acid  
 Concen: 39.759 ng  
 RT: 7.93 min Scan# 994  
 Delta R.T. -0.01 min  
 Lab File: BF112151.D  
 Acq: 21 Jan 2019 11:40

Tgt Ion:122 Resp: 284830

Ion	Ratio	Lower	Upper
122	100		
105	121.2	101.2	141.2
77	88.7	70.4	110.4

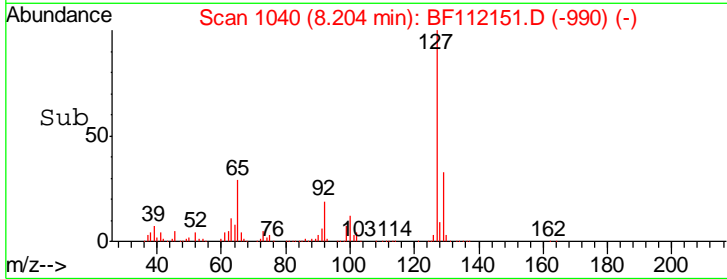
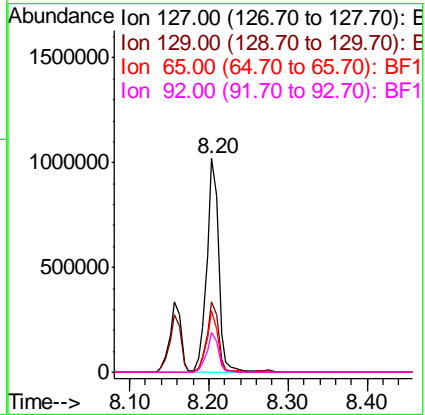
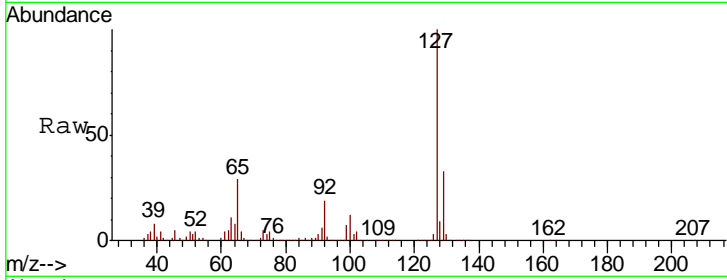




#33  
 4-Chloroaniline  
 Concen: 40.242 ng  
 RT: 8.20 min Scan# 1040  
 Delta R.T. -0.01 min  
 Lab File: BF112151.D  
 Acq: 21 Jan 2019 11:40

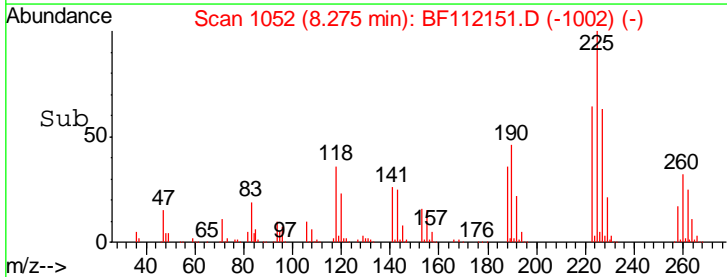
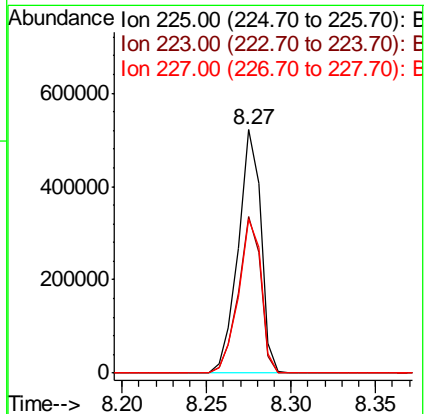
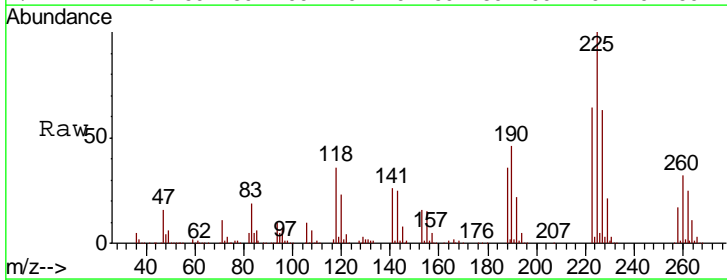
Instrument :  
 BNA\_F  
 ClientSampleId :  
 SSTDCCC040

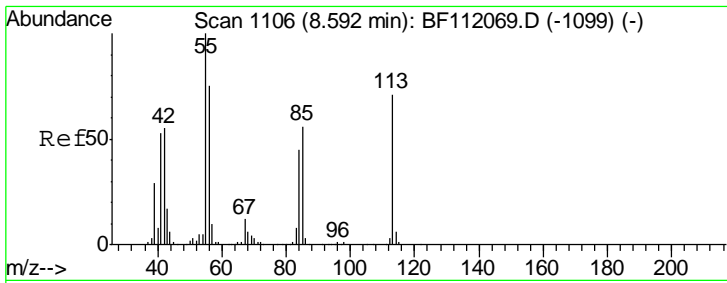
Tgt Ion	Resp	Lower	Upper
127	1072706		
129	32.7	26.6	39.8
65	28.9	21.4	32.2
92	18.8	14.2	21.2



#34  
 Hexachlorobutadiene  
 Concen: 40.858 ng  
 RT: 8.27 min Scan# 1052  
 Delta R.T. -0.01 min  
 Lab File: BF112151.D  
 Acq: 21 Jan 2019 11:40

Tgt Ion	Resp	Lower	Upper
225	487812		
223	64.3	50.3	75.5
227	63.3	51.8	77.8

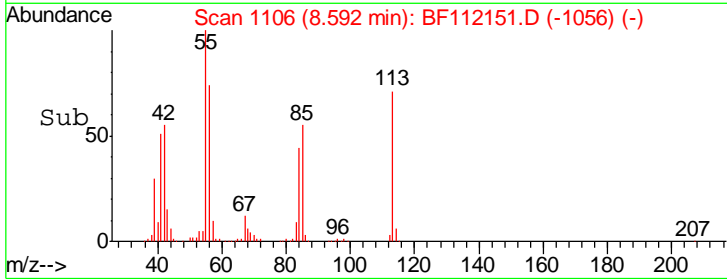
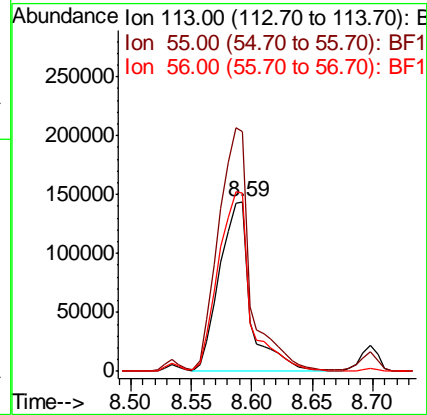
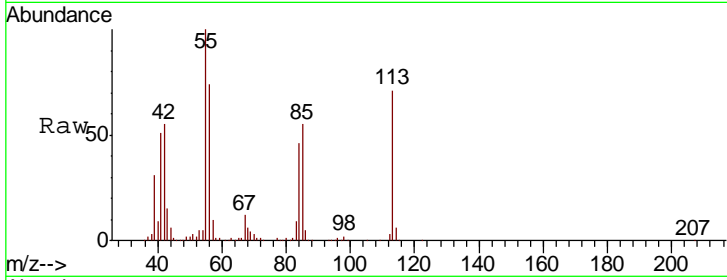




#35  
 Caprolactam  
 Concen: 40.070 ng  
 RT: 8.59 min Scan# 1106  
 Delta R.T. -0.01 min  
 Lab File: BF112151.D  
 Acq: 21 Jan 2019 11:40

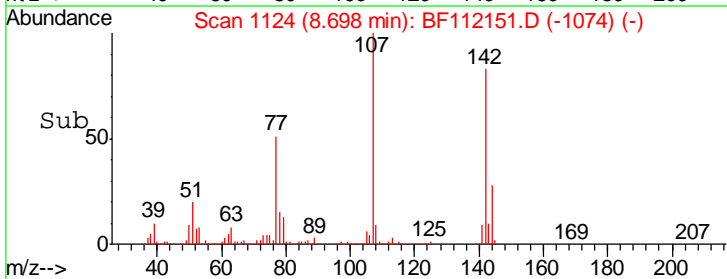
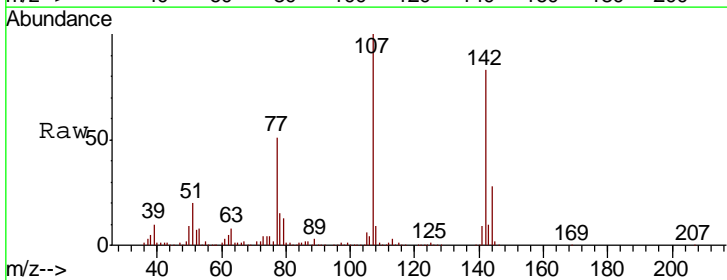
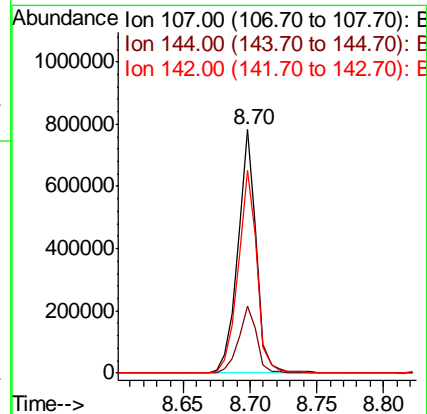
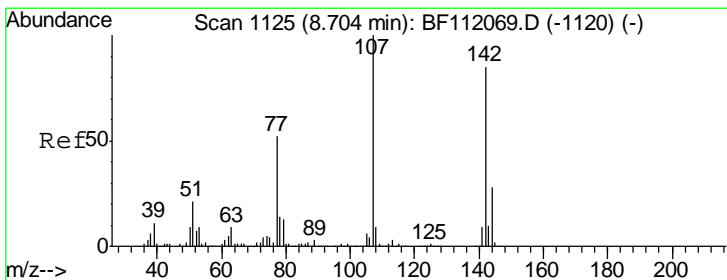
Instrument :  
 BNA\_F  
 ClientSampleID :  
 SSTDCCC040

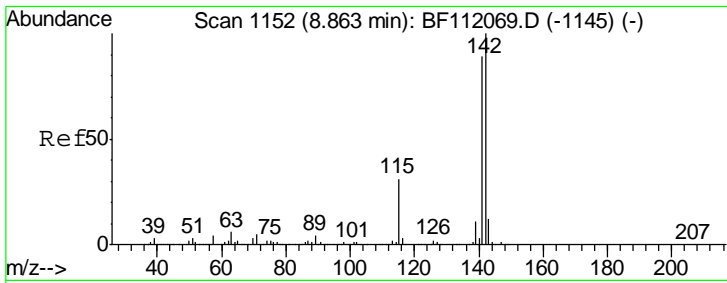
Tgt Ion	Resp	Lower	Upper
113	259267		
55	141.8	121.6	161.6
56	105.3	86.7	126.7



#36  
 4-Chloro-3-methylphenol  
 Concen: 41.964 ng  
 RT: 8.70 min Scan# 1124  
 Delta R.T. -0.01 min  
 Lab File: BF112151.D  
 Acq: 21 Jan 2019 11:40

Tgt Ion	Resp	Lower	Upper
107	757707		
144	27.5	22.2	33.2
142	83.4	67.7	101.5



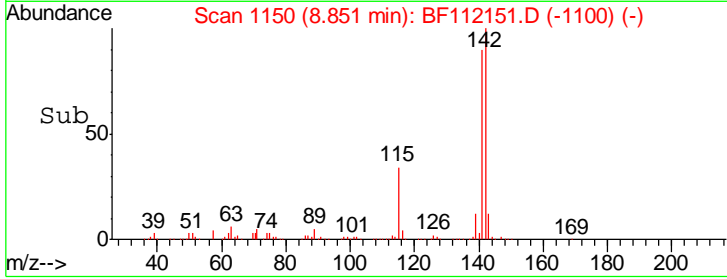
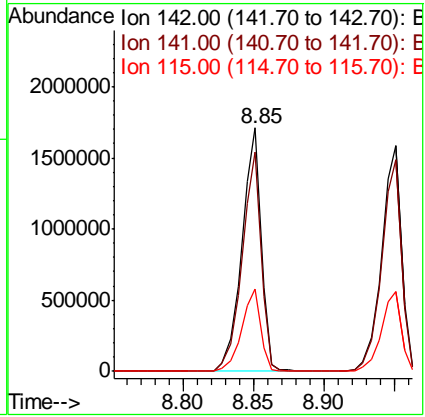
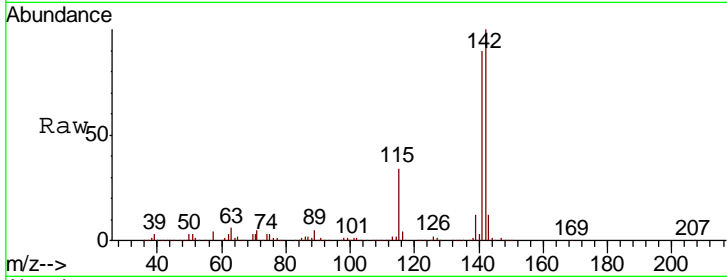


#37  
 2-Methylnaphthalene  
 Concen: 40.228 ng  
 RT: 8.85 min Scan# 1150  
 Delta R.T. -0.01 min  
 Lab File: BF112151.D  
 Acq: 21 Jan 2019 11:40

Instrument :  
 BNA\_F  
 ClientSampleId :  
 SSTDCCC040

Tgt Ion:142 Resp: 1620263

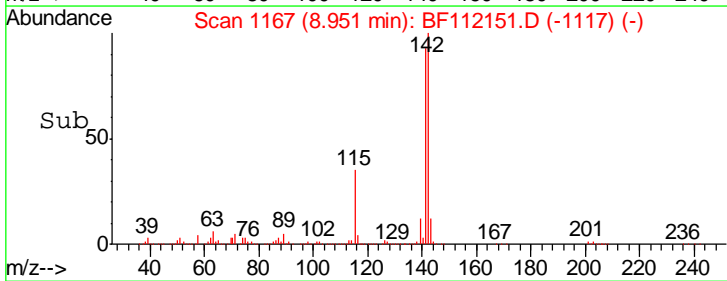
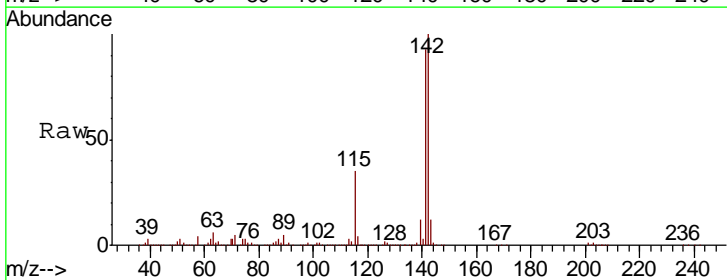
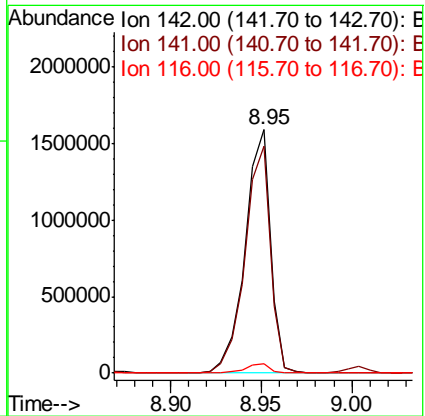
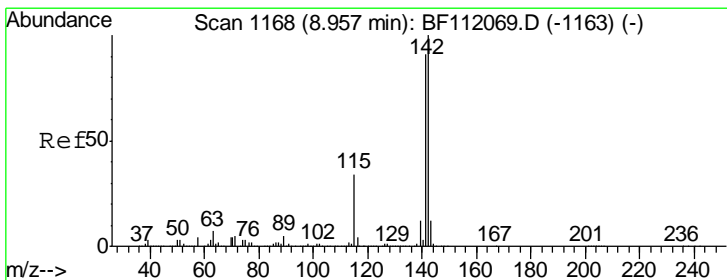
Ion	Ratio	Lower	Upper
142	100		
141	90.3	70.9	106.3
115	33.6	24.9	37.3

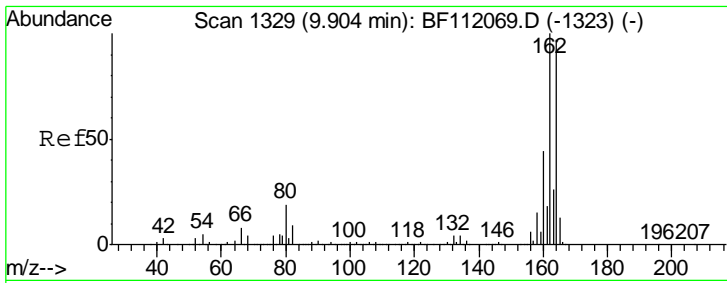


#38  
 1-Methylnaphthalene  
 Concen: 39.878 ng  
 RT: 8.95 min Scan# 1167  
 Delta R.T. -0.01 min  
 Lab File: BF112151.D  
 Acq: 21 Jan 2019 11:40

Tgt Ion:142 Resp: 1543572

Ion	Ratio	Lower	Upper
142	100		
141	93.3	72.6	108.8
116	3.6	2.8	4.2

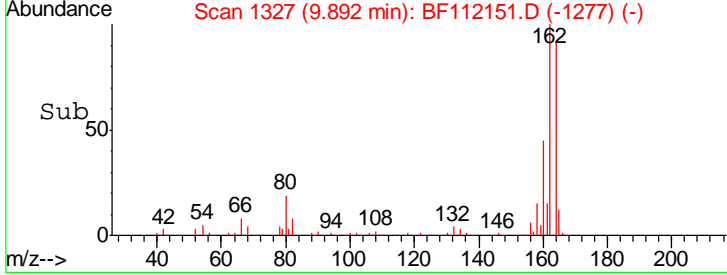
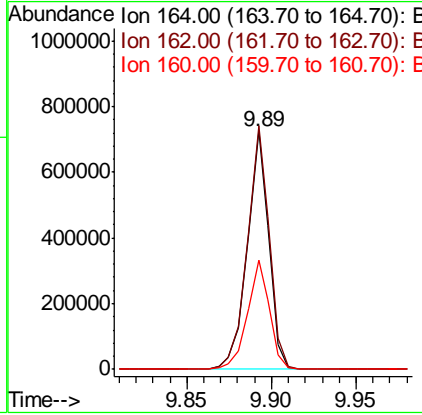
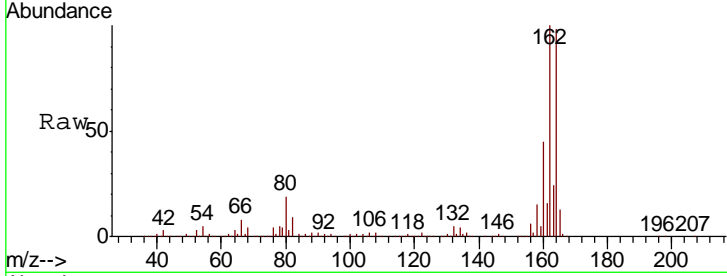




#39  
 Acenaphthene-d10  
 Concen: 20.000 ng  
 RT: 9.89 min Scan# 1327  
 Delta R.T. -0.01 min  
 Lab File: BF112151.D  
 Acq: 21 Jan 2019 11:40

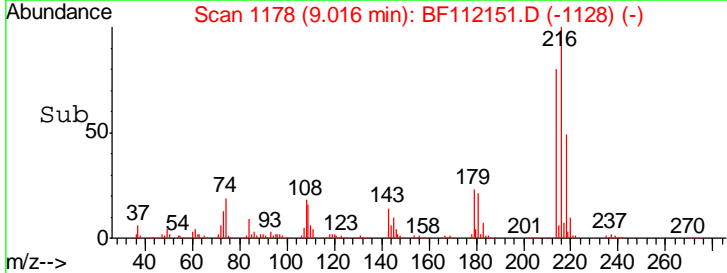
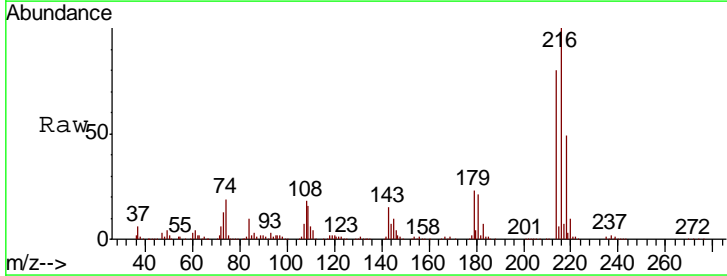
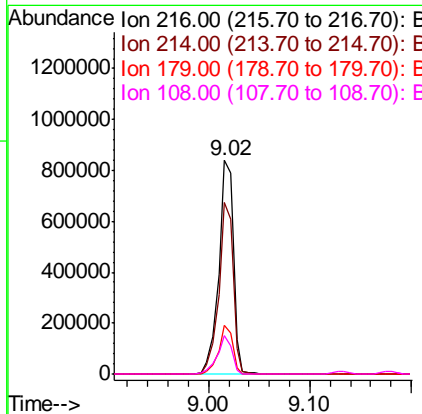
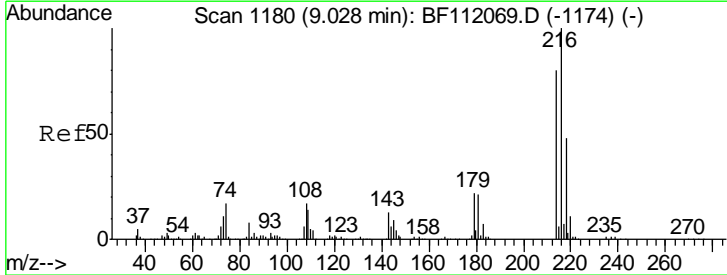
Instrument :  
 BNA\_F  
 ClientSampled :  
 SSTDCCC040

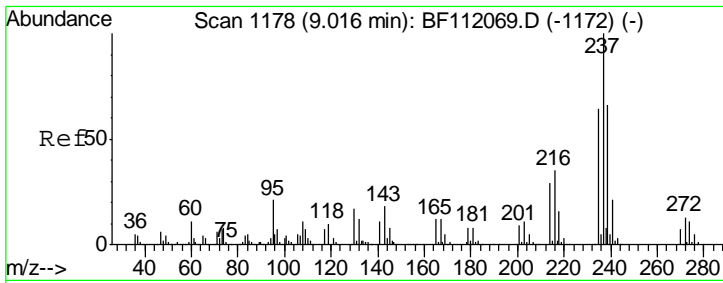
Tgt Ion	Resp	Lower	Upper
164	100		
162	102.1	82.2	123.4
160	45.9	36.2	54.4



#40  
 1,2,4,5-Tetrachlorobenzene  
 Concen: 40.525 ng  
 RT: 9.02 min Scan# 1178  
 Delta R.T. -0.01 min  
 Lab File: BF112151.D  
 Acq: 21 Jan 2019 11:40

Tgt Ion	Resp	Lower	Upper
216	100		
214	79.3	63.8	95.6
179	22.0	16.9	25.3
108	17.7	14.2	21.4

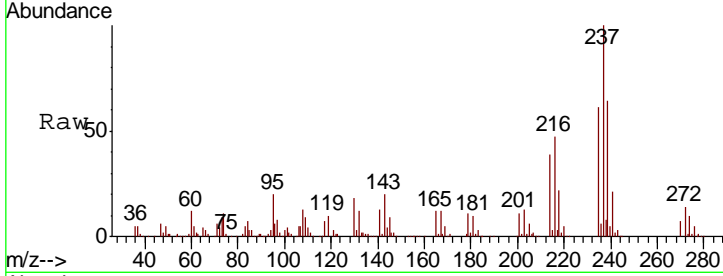




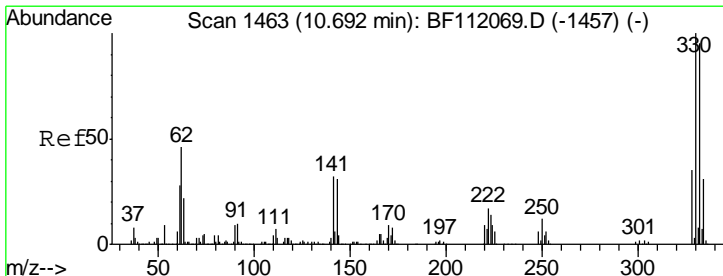
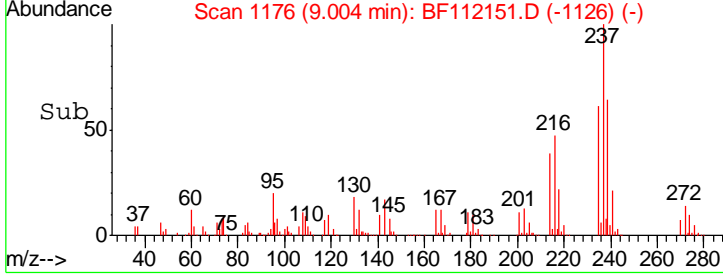
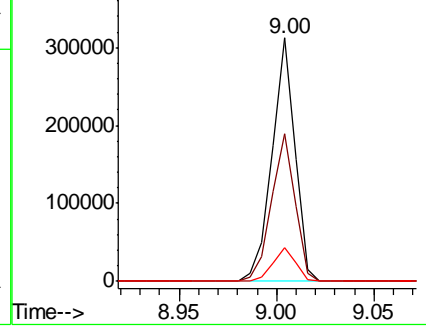
#41  
 Hexachlorocyclopentadiene  
 Concen: 35.593 ng  
 RT: 9.00 min Scan# 1176  
 Delta R.T. -0.01 min  
 Lab File: BF112151.D  
 Acq: 21 Jan 2019 11:40

Instrument :  
 BNA\_F  
 ClientSampled :  
 SSTDCCC040

Tgt Ion	Resp	Lower	Upper
237	100		
235	60.6	44.0	84.0
272	13.7	0.0	33.3

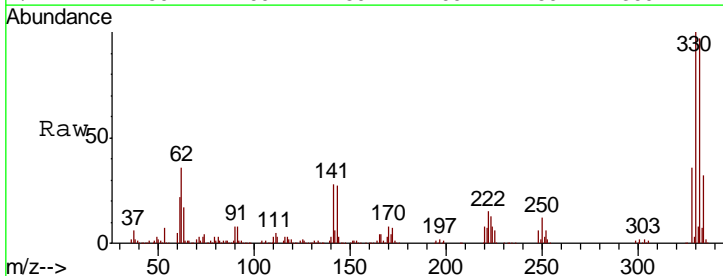


Abundance Ion 236.80 (236.50 to 237.50): E  
 Ion 234.90 (234.60 to 235.60): E  
 Ion 271.75 (271.45 to 272.45): E

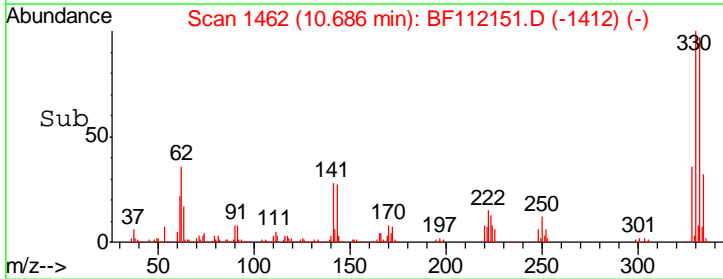
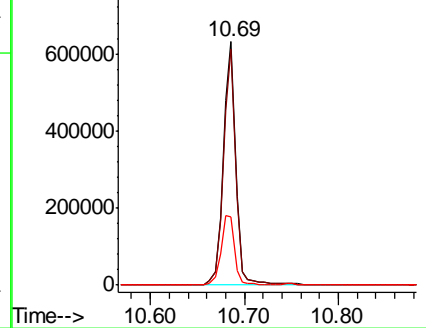


#42  
 2,4,6-Tribromophenol  
 Concen: 84.759 ng  
 RT: 10.69 min Scan# 1462  
 Delta R.T. -0.01 min  
 Lab File: BF112151.D  
 Acq: 21 Jan 2019 11:40

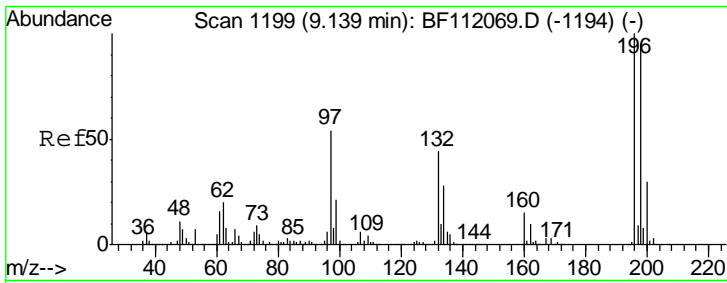
Tgt Ion	Resp	Lower	Upper
330	100		
332	96.3	76.6	114.8
141	31.4	24.3	36.5



Abundance Ion 329.80 (329.50 to 330.50): E  
 Ion 331.80 (331.50 to 332.50): E  
 Ion 141.00 (140.70 to 141.70): E



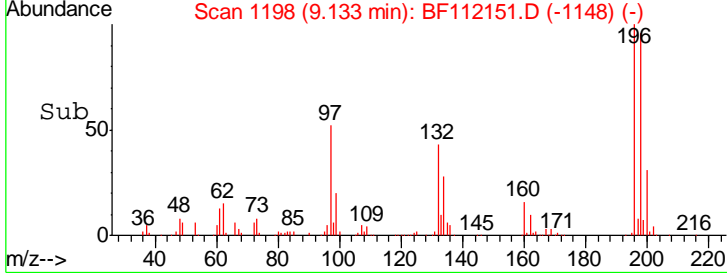
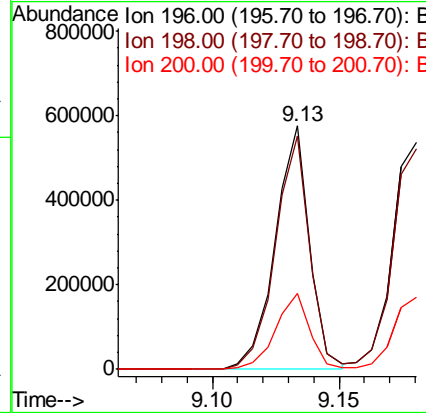
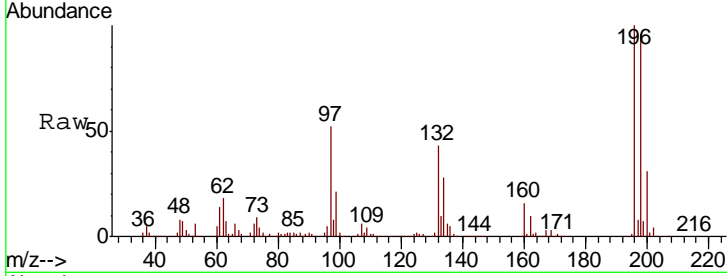




#43  
 2,4,6-Trichlorophenol  
 Concen: 43.330 ng  
 RT: 9.13 min Scan# 1198  
 Delta R.T. -0.01 min  
 Lab File: BF112151.D  
 Acq: 21 Jan 2019 11:40

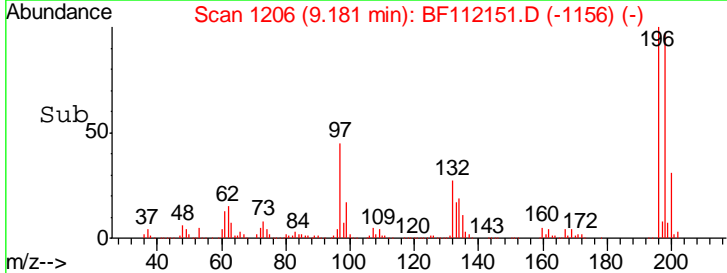
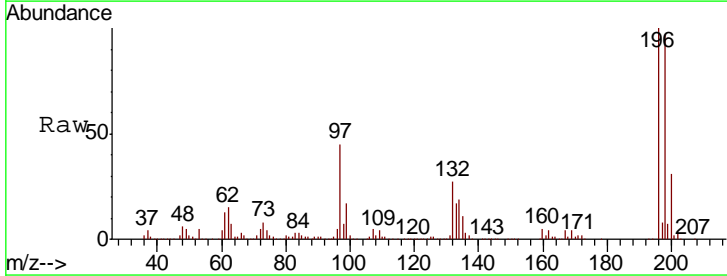
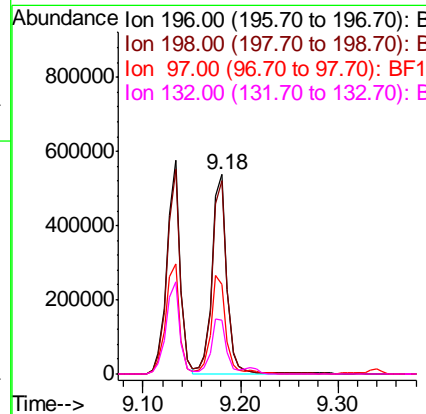
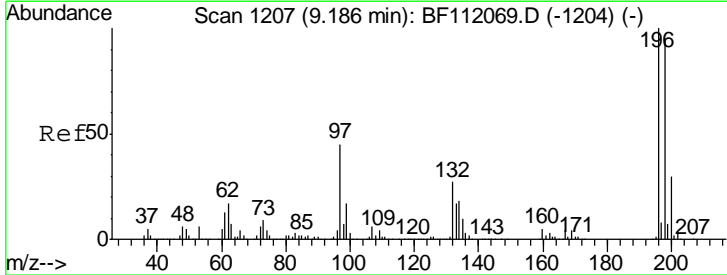
Instrument :  
 BNA\_F  
 ClientSampled :  
 SSTDCCC040

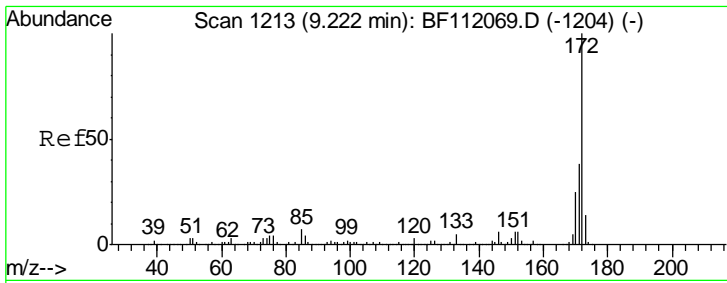
Tgt Ion	Resp	Lower	Upper
196	100		
198	95.9	76.2	114.4
200	31.3	24.3	36.5



#44  
 2,4,5-Trichlorophenol  
 Concen: 42.860 ng  
 RT: 9.18 min Scan# 1206  
 Delta R.T. -0.01 min  
 Lab File: BF112151.D  
 Acq: 21 Jan 2019 11:40

Tgt Ion	Resp	Lower	Upper
196	100		
198	97.1	76.0	114.0
97	45.0	36.4	54.6
132	27.2	21.5	32.3

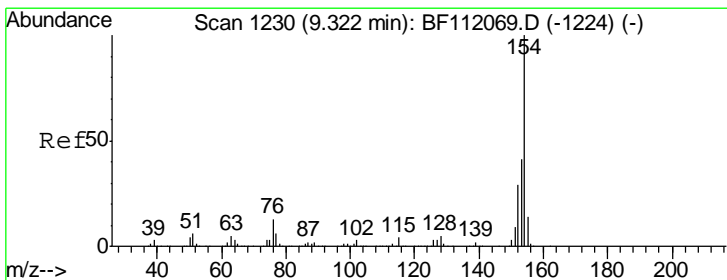
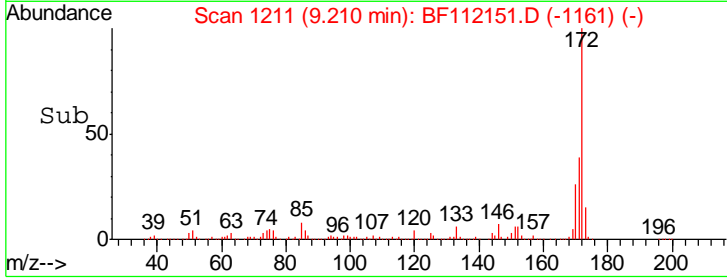
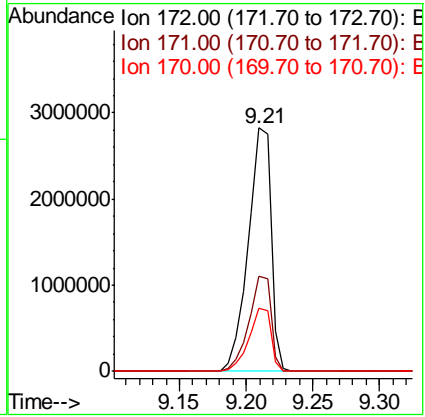
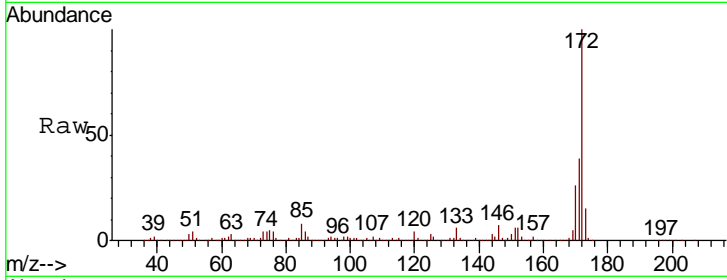




#45  
 2-Fluorobiphenyl  
 Concen: 75.215 ng  
 RT: 9.21 min Scan# 1211  
 Delta R.T. -0.01 min  
 Lab File: BF112151.D  
 Acq: 21 Jan 2019 11:40

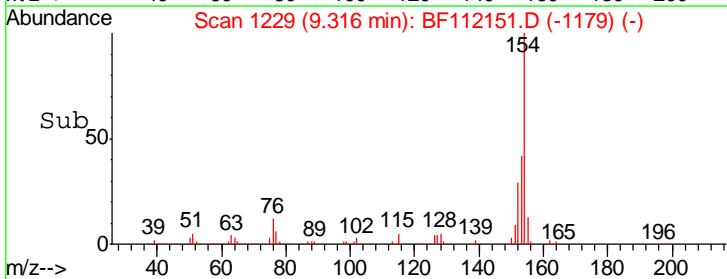
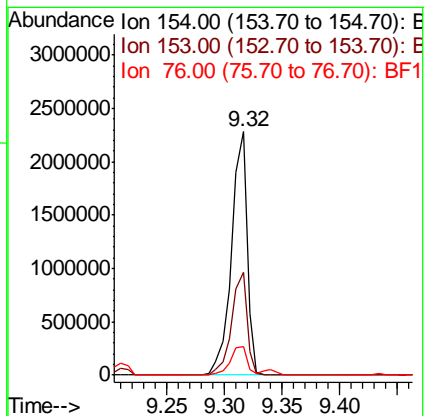
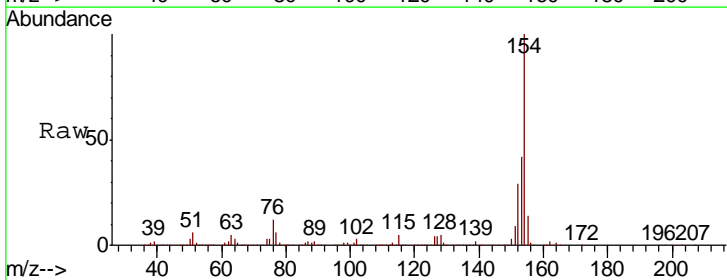
Instrument :  
 BNA\_F  
 ClientSampleId :  
 SSTDCCC040

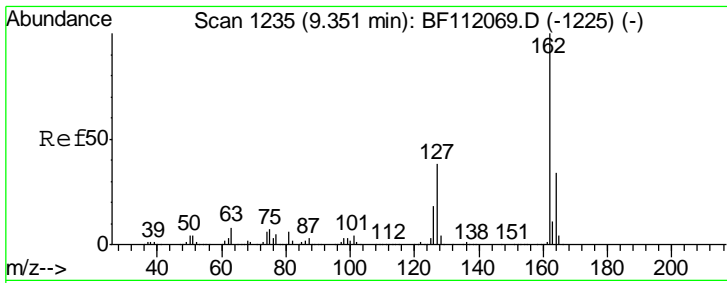
Tgt Ion	Resp	Lower	Upper
172	3311169		
171	100	30.5	45.7
170	26.0	20.2	30.4



#46  
 1,1'-Biphenyl  
 Concen: 39.882 ng  
 RT: 9.32 min Scan# 1229  
 Delta R.T. -0.01 min  
 Lab File: BF112151.D  
 Acq: 21 Jan 2019 11:40

Tgt Ion	Resp	Lower	Upper
154	2152393		
153	100	21.5	61.5
76	42.3	0.0	33.1



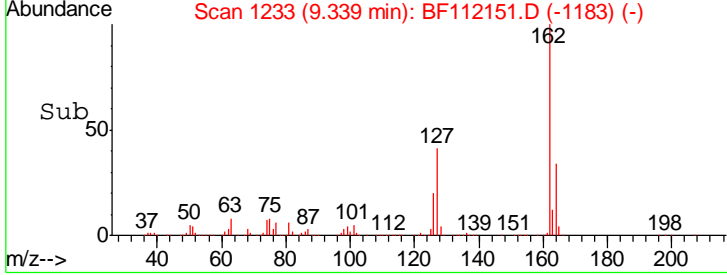
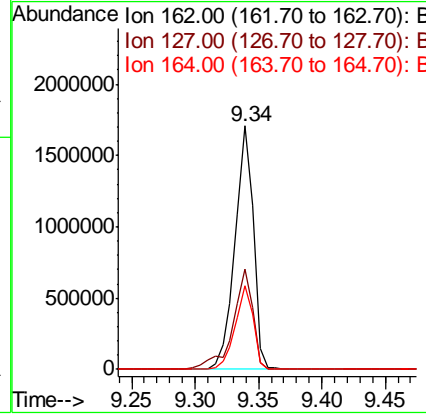
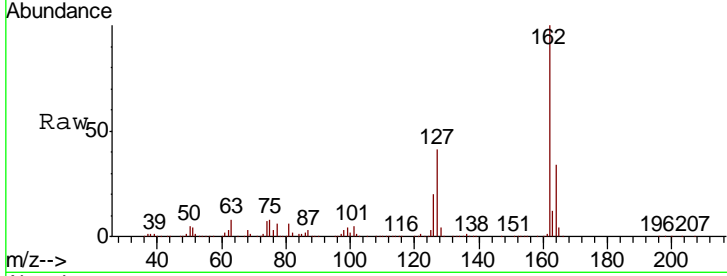


#47  
 2-Chloronaphthalene  
 Concen: 40.218 ng  
 RT: 9.34 min Scan# 1233  
 Delta R.T. -0.01 min  
 Lab File: BF112151.D  
 Acq: 21 Jan 2019 11:40

Instrument :  
 BNA\_F  
 ClientSampleId :  
 SSTDCCC040

Tgt Ion: 162 Resp: 1699004

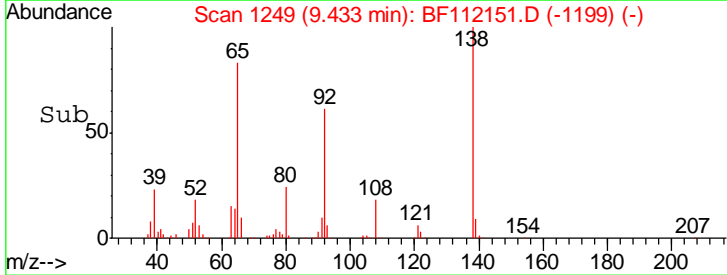
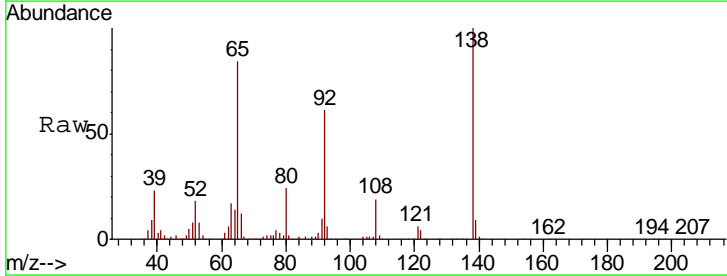
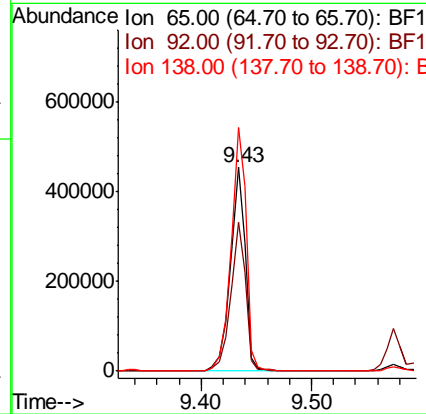
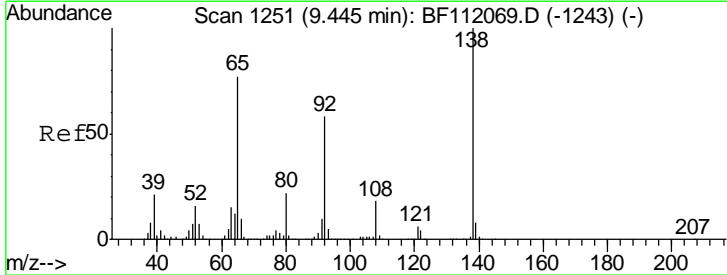
Ion	Ratio	Lower	Upper
162	100		
127	41.3	30.4	45.6
164	34.3	27.4	41.2

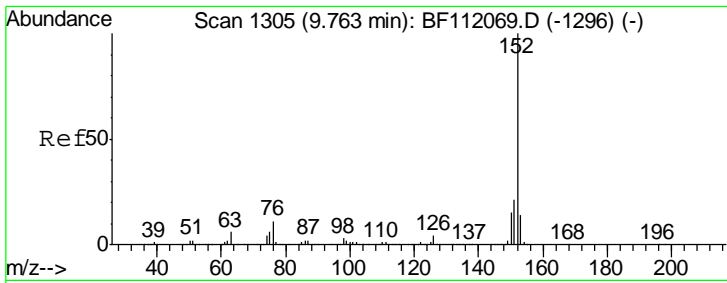


#48  
 2-Nitroaniline  
 Concen: 45.516 ng  
 RT: 9.43 min Scan# 1249  
 Delta R.T. -0.01 min  
 Lab File: BF112151.D  
 Acq: 21 Jan 2019 11:40

Tgt Ion: 65 Resp: 433103

Ion	Ratio	Lower	Upper
65	100		
92	73.2	60.4	90.6
138	119.6	104.4	156.6





#49

Acenaphthylene

Concen: 39.620 ng

RT: 9.76 min Scan# 1304

Delta R.T. -0.01 min

Lab File: BF112151.D

Acq: 21 Jan 2019 11:40

Instrument :  
BNA\_F  
ClientSampleId :  
SSTDCCC040


Tgt Ion:152 Resp: 2442480

Ion Ratio Lower Upper


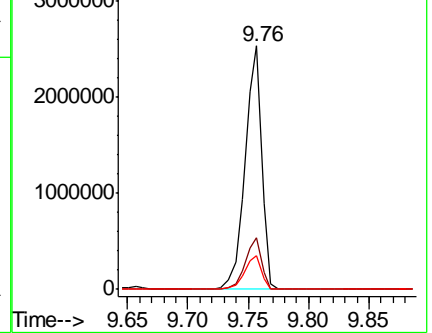
152 100

151 21.3 17.0 25.6

153 13.8 11.2 16.8



Abundance Ion 152.00 (151.70 to 152.70): E  
Ion 151.00 (150.70 to 151.70): E  
Ion 153.00 (152.70 to 153.70): E



#50

Dimethylphthalate

Concen: 41.207 ng

RT: 9.62 min Scan# 1280

Delta R.T. -0.01 min

Lab File: BF112151.D

Acq: 21 Jan 2019 11:40

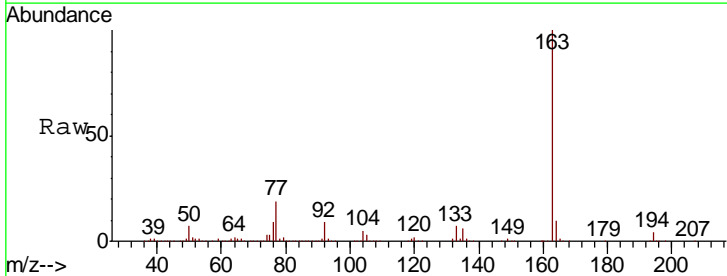
Tgt Ion:163 Resp: 1939595

Ion Ratio Lower Upper

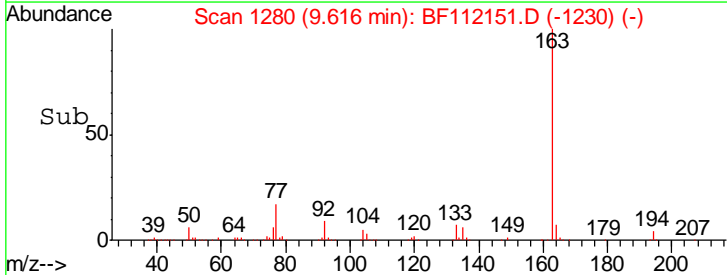
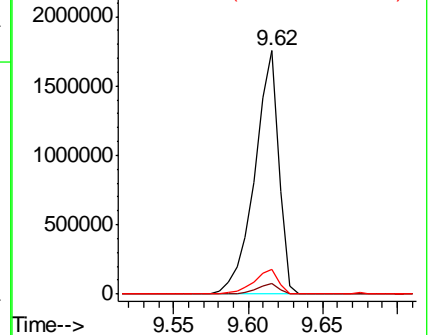
163 100

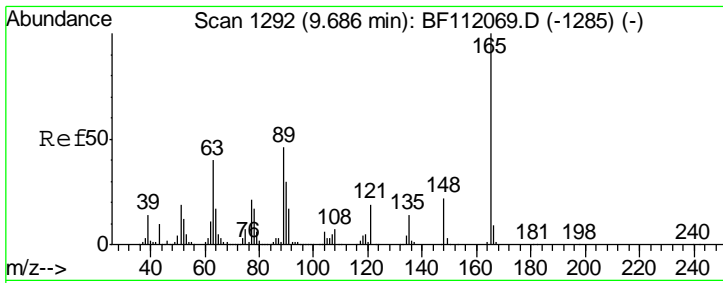
194 4.2 3.3 4.9

164 10.4 8.5 12.7



Abundance Ion 163.00 (162.70 to 163.70): E  
Ion 194.00 (193.70 to 194.70): E  
Ion 164.00 (163.70 to 164.70): E

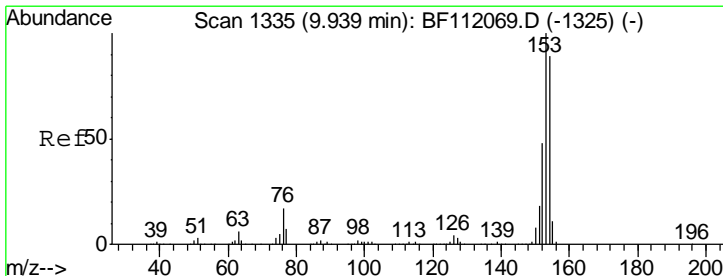
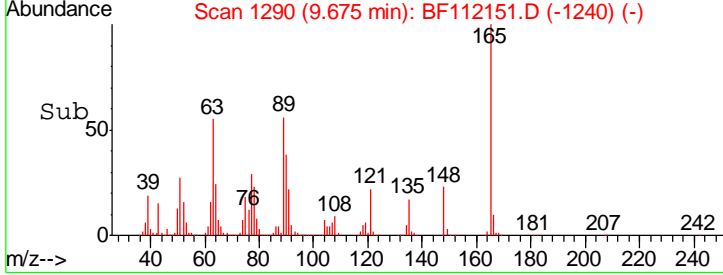
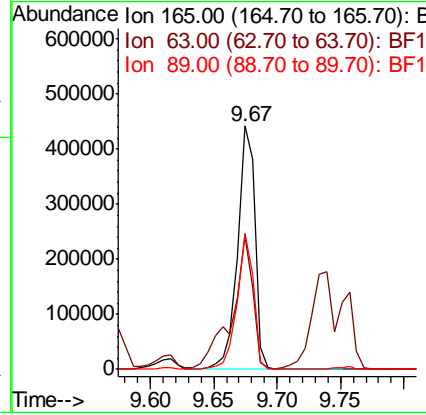
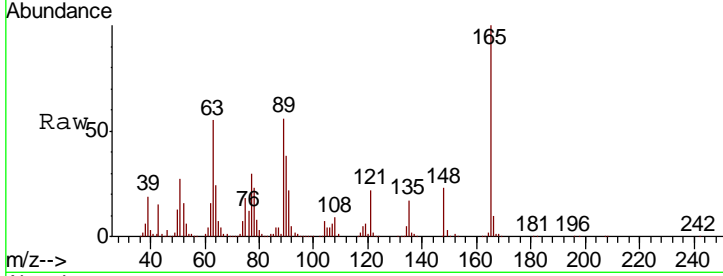




#51  
 2,6-Dinitrotoluene  
 Concen: 44.119 ng  
 RT: 9.67 min Scan# 1290  
 Delta R.T. -0.01 min  
 Lab File: BF112151.D  
 Acq: 21 Jan 2019 11:40

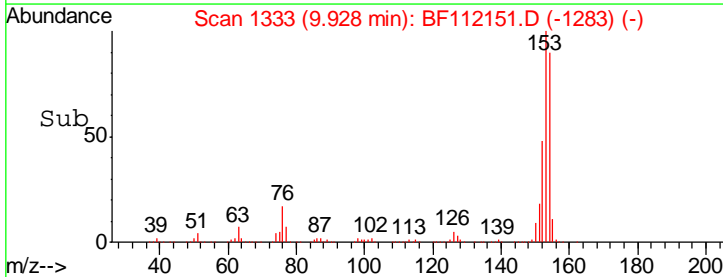
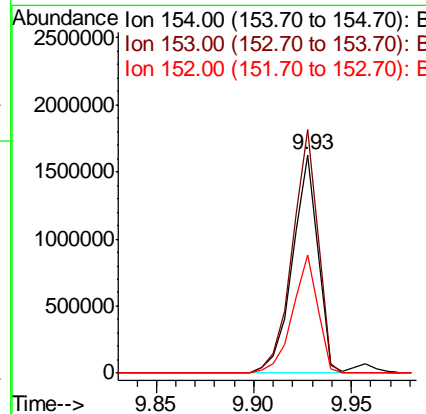
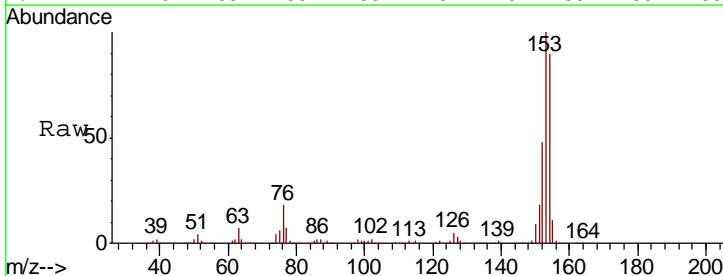
Instrument :  
 BNA\_F  
 ClientSampled :  
 SSTDCCC040

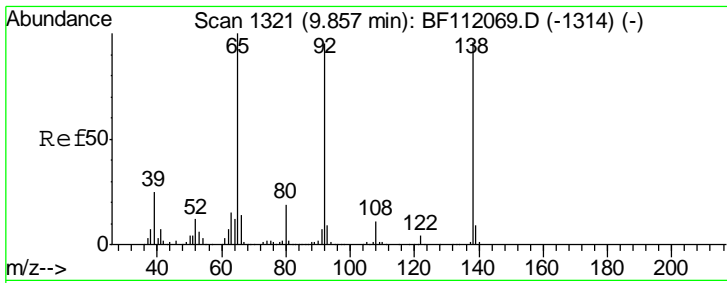
Tgt Ion	Resp	Lower	Upper
165	414723		
63	55.0	33.8	50.8#
89	56.0	36.9	55.3#



#52  
 Acenaphthene  
 Concen: 39.271 ng  
 RT: 9.93 min Scan# 1333  
 Delta R.T. -0.01 min  
 Lab File: BF112151.D  
 Acq: 21 Jan 2019 11:40

Tgt Ion	Resp	Lower	Upper
154	1481247		
153	111.5	89.8	134.6
152	54.0	43.5	65.3

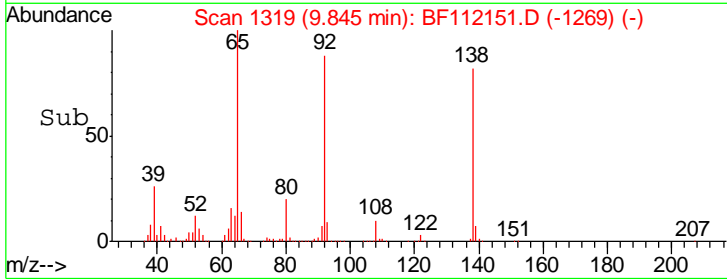
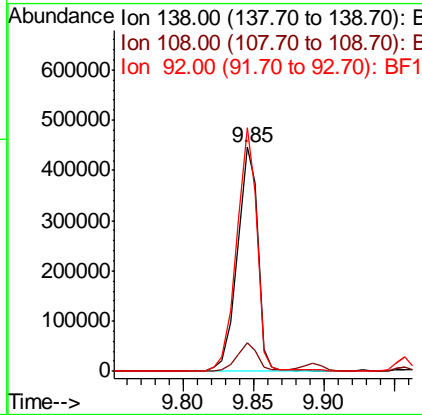
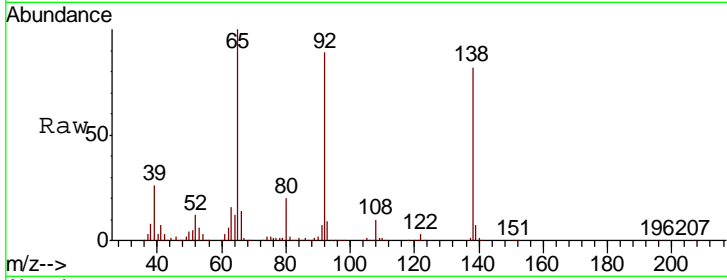




#53  
 3-Nitroaniline  
 Concen: 42.910 ng  
 RT: 9.85 min Scan# 1319  
 Delta R.T. -0.01 min  
 Lab File: BF112151.D  
 Acq: 21 Jan 2019 11:40

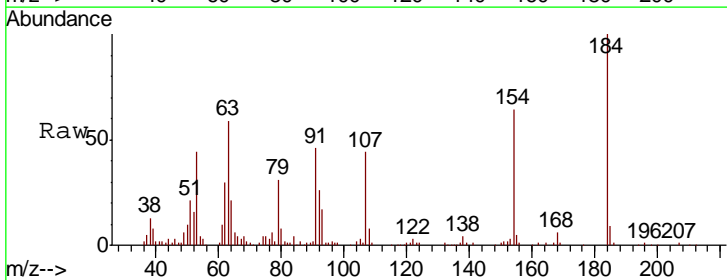
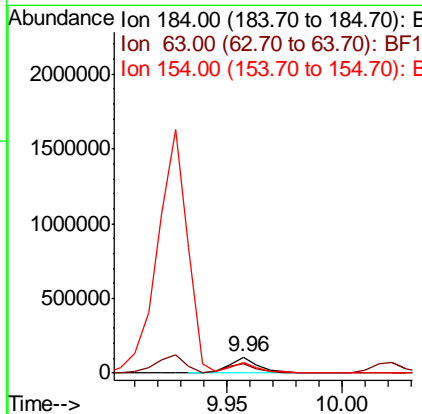
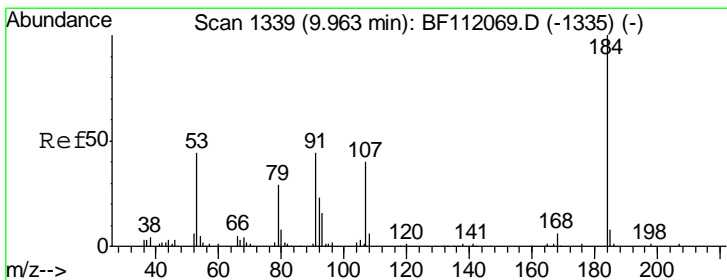
**Instrument :**  
 BNA\_F  
**ClientSampled :**  
 SSTDCCC040

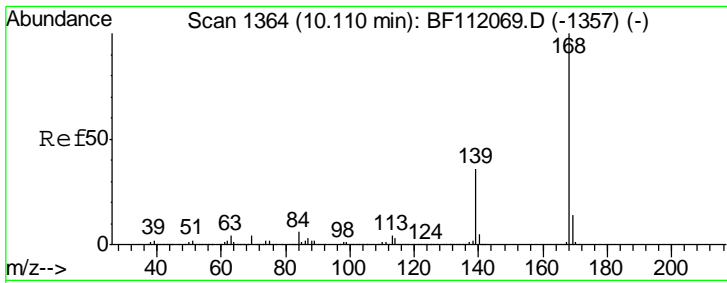
Tgt Ion	Resp	Lower	Upper
138	451060		
108	12.6	9.8	14.6
92	108.6	79.4	119.2



#54  
 2,4-Dinitrophenol  
 Concen: 45.140 ng  
 RT: 9.96 min Scan# 1338  
 Delta R.T. -0.01 min  
 Lab File: BF112151.D  
 Acq: 21 Jan 2019 11:40

Tgt Ion	Resp	Lower	Upper
184	97972		
63	58.8	47.1	70.7
154	63.8	48.9	73.3



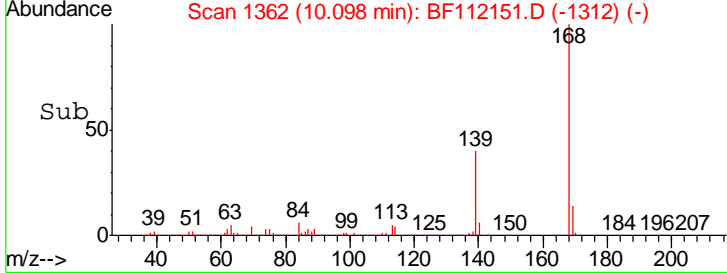
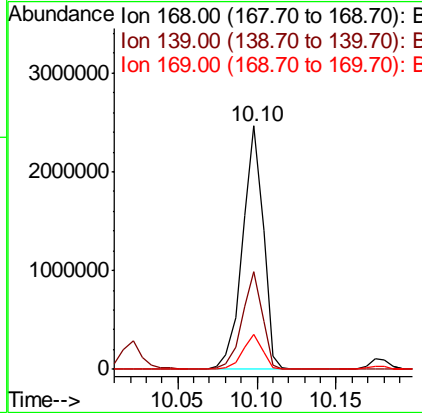
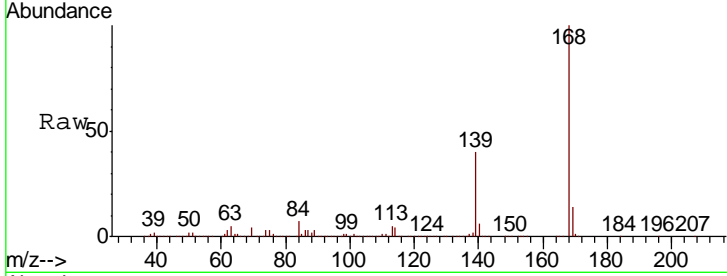


#55  
 Dibenzofuran  
 Concen: 39.044 ng  
 RT: 10.10 min Scan# 1362  
 Delta R.T. -0.01 min  
 Lab File: BF112151.D  
 Acq: 21 Jan 2019 11:40

**Instrument :**  
 BNA\_F  
**ClientSampled :**  
 SSTDCCC040

Tgt Ion:168 Resp: 2227103

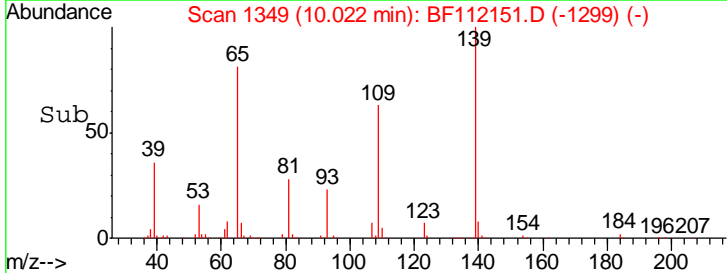
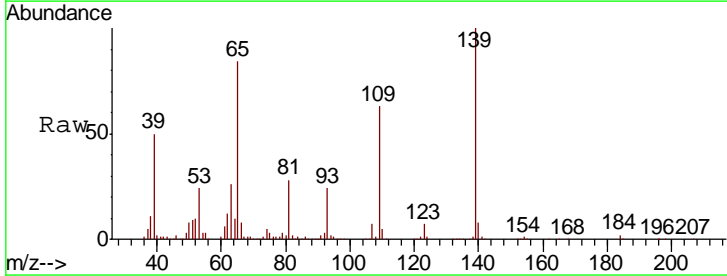
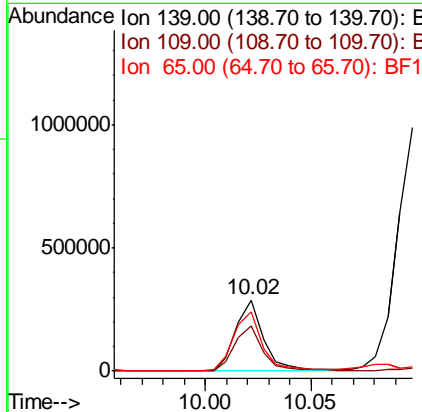
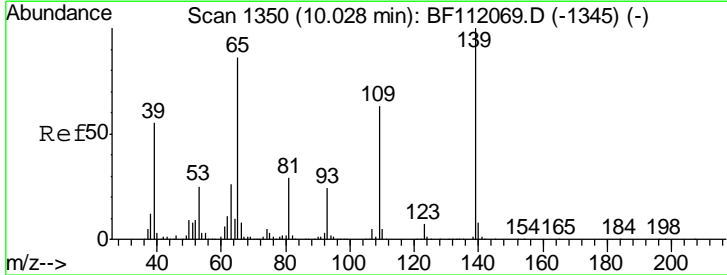
Ion	Ratio	Lower	Upper
168	100		
139	40.1	29.2	43.8
169	14.4	11.4	17.0

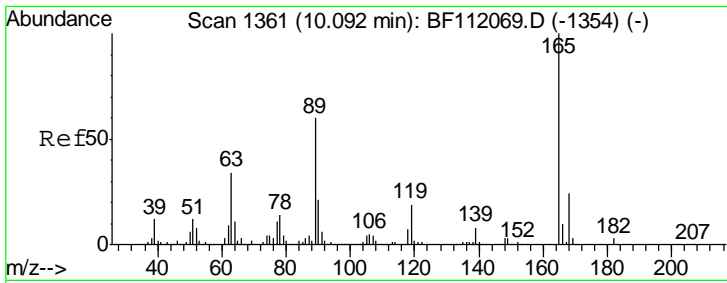


#56  
 4-Nitrophenol  
 Concen: 38.879 ng  
 RT: 10.02 min Scan# 1349  
 Delta R.T. -0.01 min  
 Lab File: BF112151.D  
 Acq: 21 Jan 2019 11:40

Tgt Ion:139 Resp: 268592

Ion	Ratio	Lower	Upper
139	100		
109	63.5	42.8	82.8
65	83.8	66.1	106.1

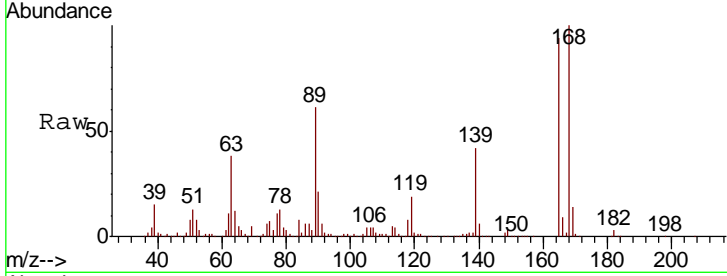




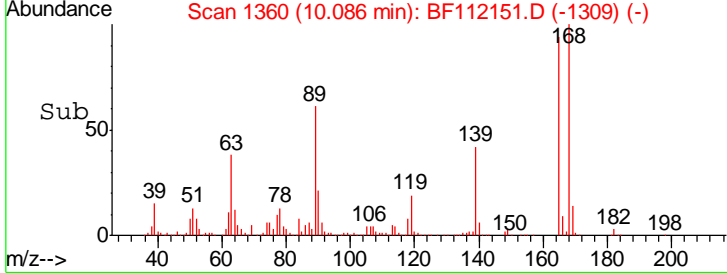
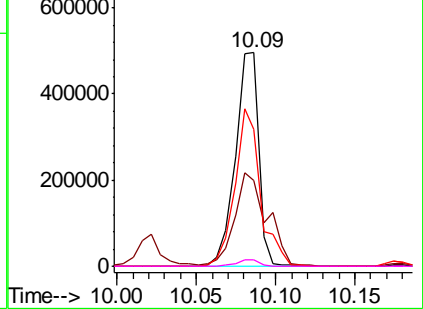
#57  
 2,4-Dinitrotoluene  
 Concen: 42.656 ng  
 RT: 10.09 min Scan# 1360  
 Delta R.T. 0.00 min  
 Lab File: BF112151.D  
 Acq: 21 Jan 2019 11:40

Instrument :  
 BNA\_F  
 ClientSampleId :  
 SSTDCCC040

Tgt Ion	Resp	Lower	Upper
165	100		
63	40.5	27.9	41.9
89	64.4	47.9	71.9
182	2.8	2.2	3.4

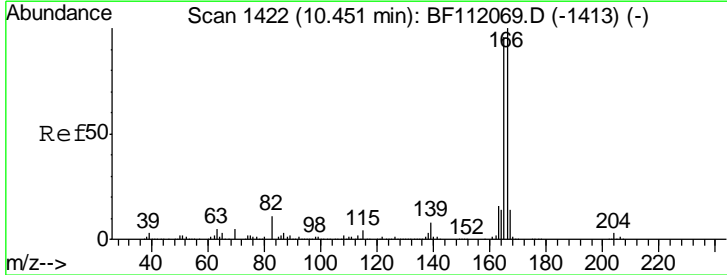


Abundance Ion 165.00 (164.70 to 165.70): E  
 Ion 63.00 (62.70 to 63.70): BF1  
 Ion 89.00 (88.70 to 89.70): BF1  
 Ion 182.00 (181.70 to 182.70): E

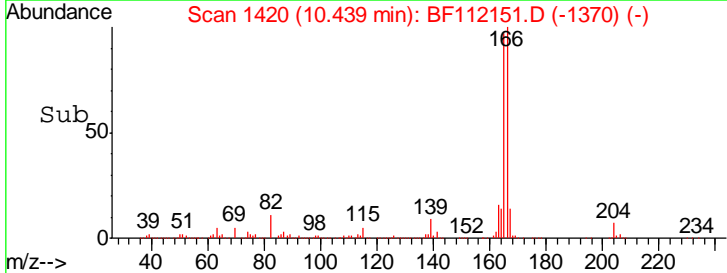
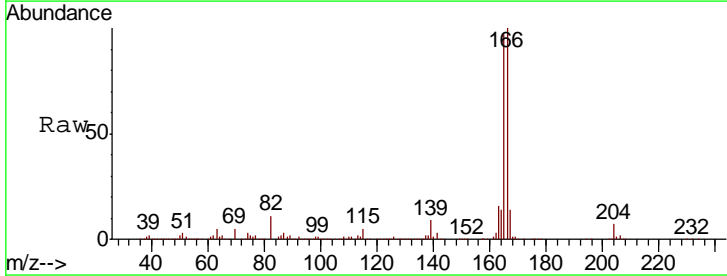
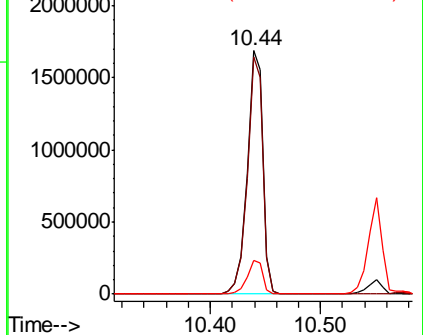


#58  
 Fluorene  
 Concen: 39.145 ng  
 RT: 10.44 min Scan# 1420  
 Delta R.T. -0.01 min  
 Lab File: BF112151.D  
 Acq: 21 Jan 2019 11:40

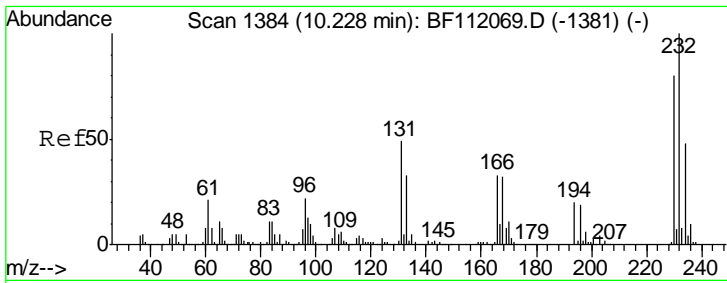
Tgt Ion	Resp	Lower	Upper
166	100		
165	97.5	77.1	115.7
167	14.1	11.3	16.9



Abundance Ion 166.00 (165.70 to 166.70): E  
 Ion 165.00 (164.70 to 165.70): E  
 Ion 167.00 (166.70 to 167.70): E



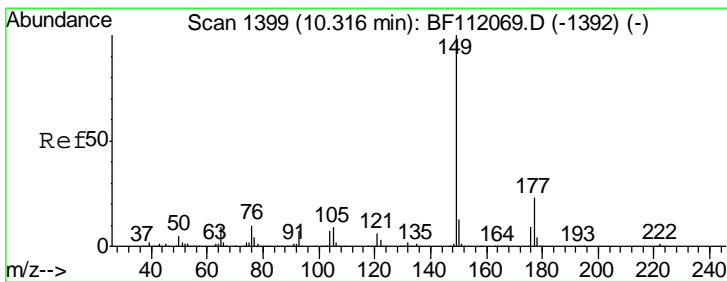
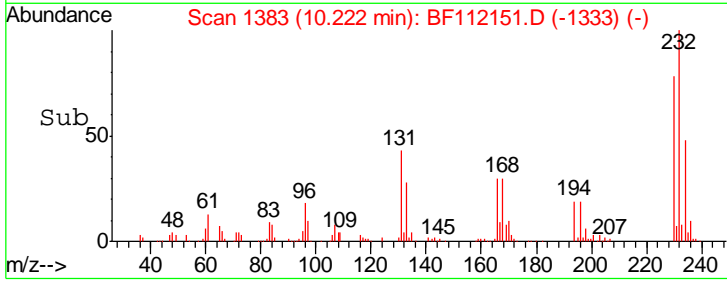
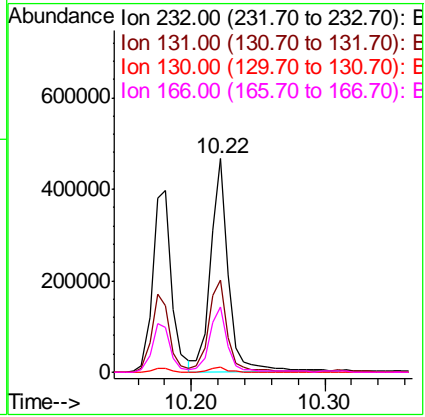
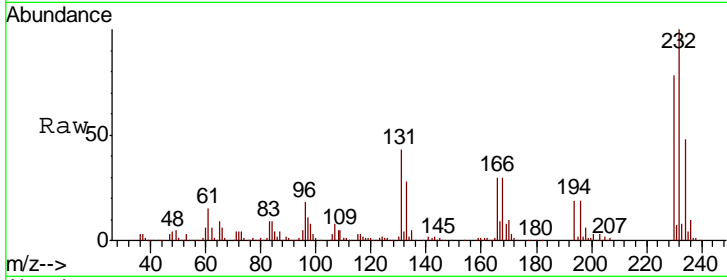




#59  
 2,3,4,6-Tetrachlorophenol  
 Concen: 43.321 ng  
 RT: 10.22 min Scan# 1383  
 Delta R.T. -0.01 min  
 Lab File: BF112151.D  
 Acq: 21 Jan 2019 11:40

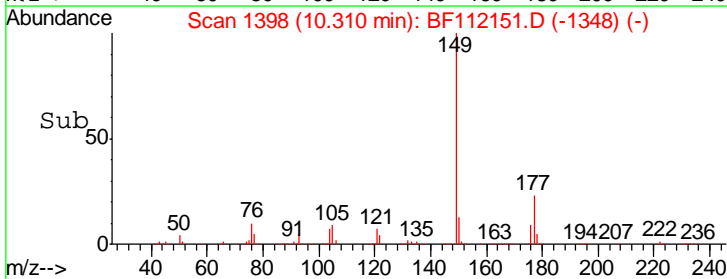
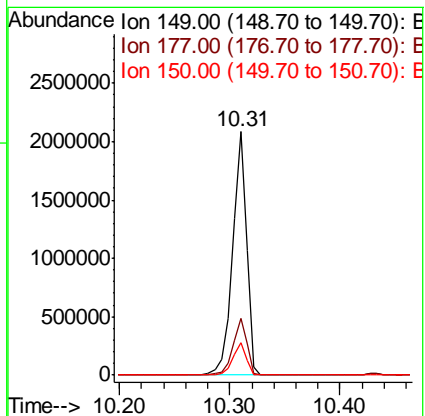
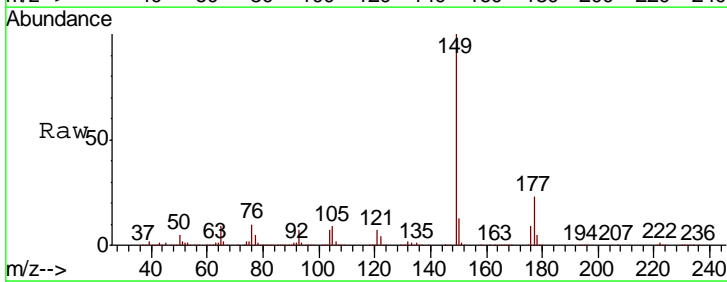
Instrument : BNA\_F  
 ClientSampleId : SSTDCCC040

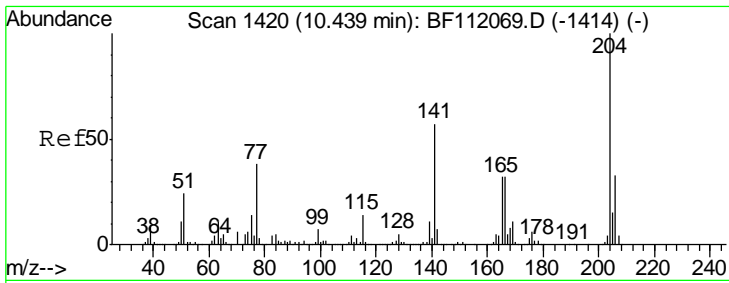
Tgt Ion	Resp	Lower	Upper
232	100		
131	44.6	33.9	50.9
130	2.3	1.8	2.6
166	30.7	23.6	35.4



#60  
 Diethylphthalate  
 Concen: 40.612 ng  
 RT: 10.31 min Scan# 1398  
 Delta R.T. -0.01 min  
 Lab File: BF112151.D  
 Acq: 21 Jan 2019 11:40

Tgt Ion	Resp	Lower	Upper
149	100		
177	23.4	18.2	27.2
150	13.4	10.4	15.6

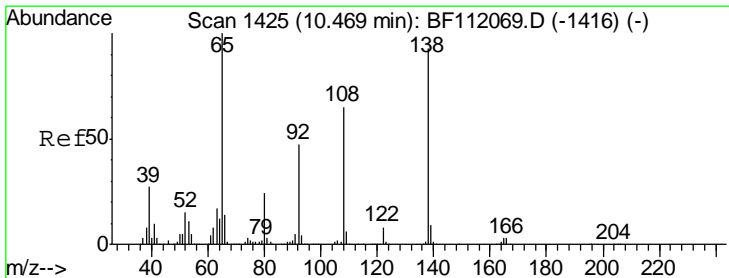
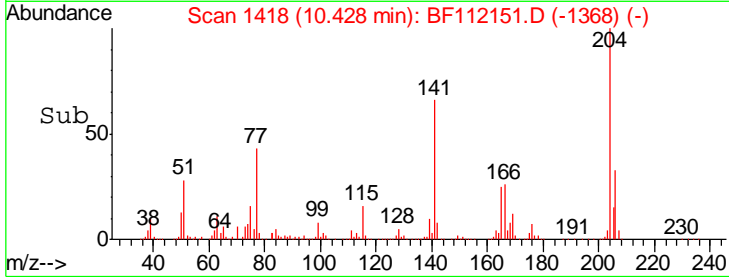
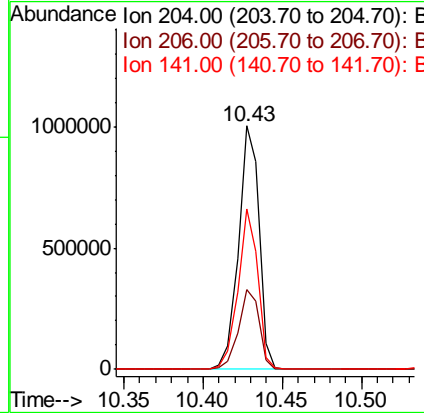
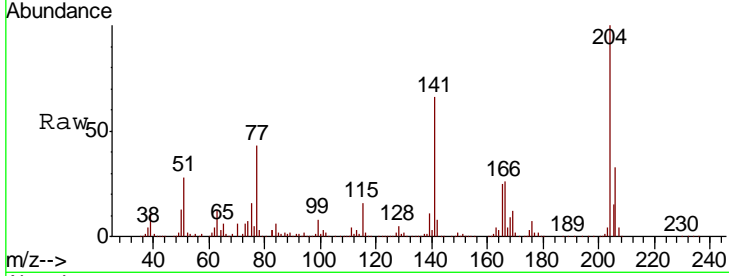




#61  
 4-Chlorophenyl-phenylether  
 Concen: 39.356 ng  
 RT: 10.43 min Scan# 1418  
 Delta R.T. -0.01 min  
 Lab File: BF112151.D  
 Acq: 21 Jan 2019 11:40

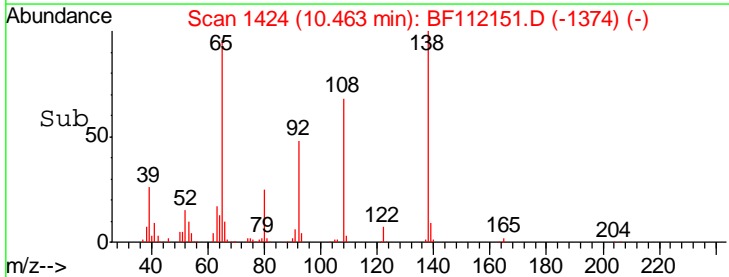
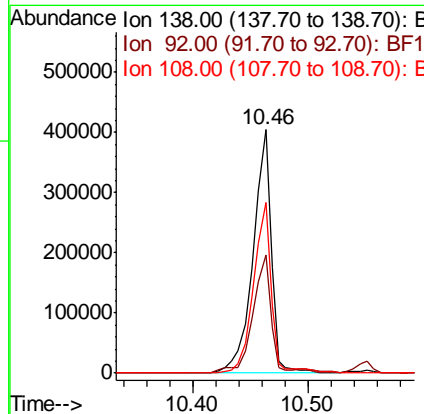
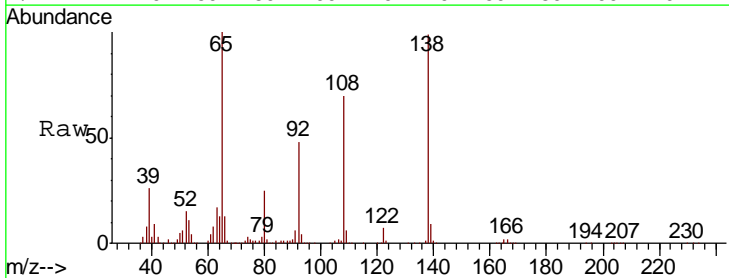
Instrument :  
 BNA\_F  
 ClientSampleId :  
 SSTDCCC040

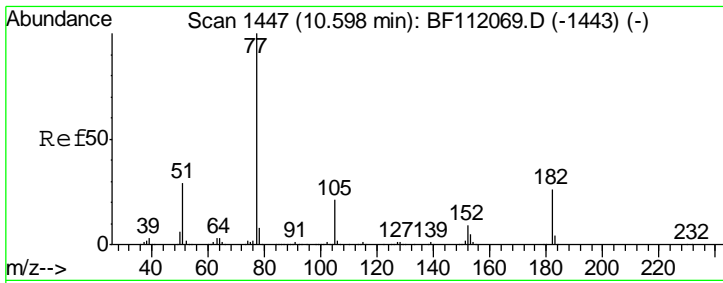
Tgt Ion	Resp	Lower	Upper
204	905080		
206	32.7	26.5	39.7
141	66.0	45.9	68.9



#62  
 4-Nitroaniline  
 Concen: 42.757 ng  
 RT: 10.46 min Scan# 1424  
 Delta R.T. -0.01 min  
 Lab File: BF112151.D  
 Acq: 21 Jan 2019 11:40

Tgt Ion	Resp	Lower	Upper
138	446286		
92	48.4	30.6	70.6
108	70.0	50.0	90.0



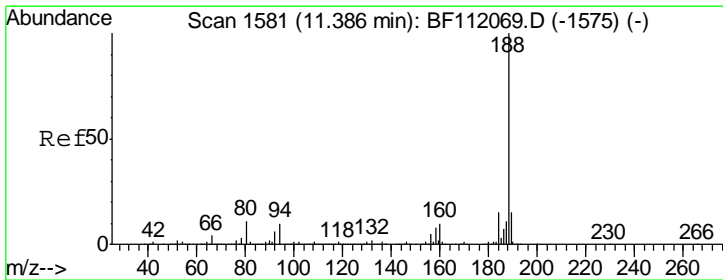
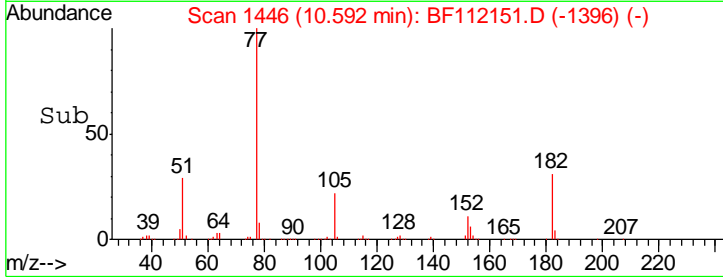
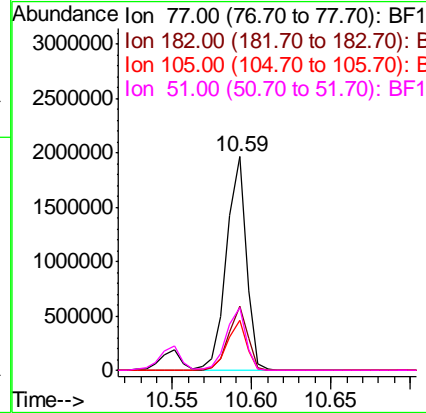
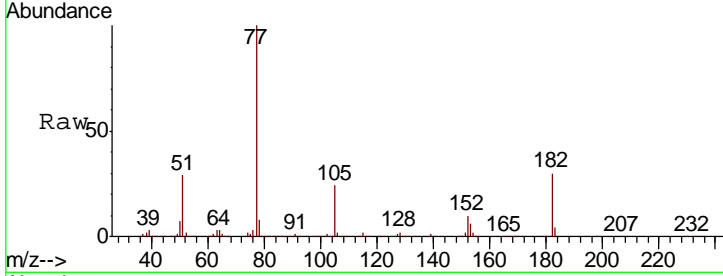


#63  
 Azobenzene  
 Concen: 38.646 ng  
 RT: 10.59 min Scan# 1446  
 Delta R.T. -0.01 min  
 Lab File: BF112151.D  
 Acq: 21 Jan 2019 11:40

Instrument :  
 BNA\_F  
 ClientSampleId :  
 SSTDCCC040

Tgt Ion: 77 Resp: 1700426

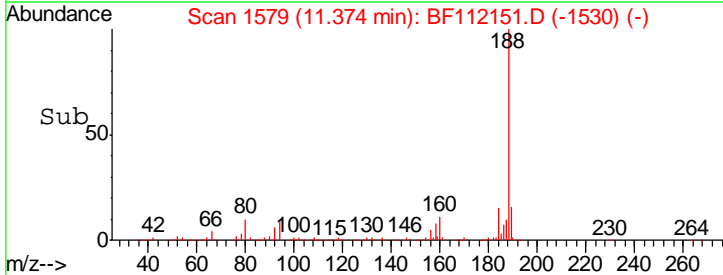
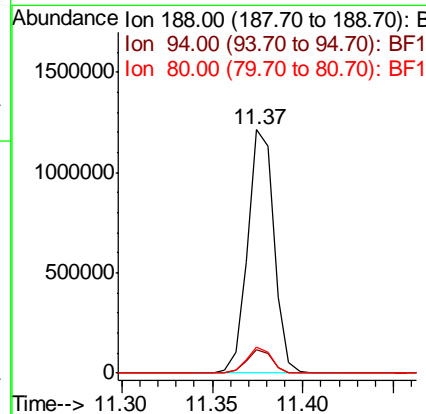
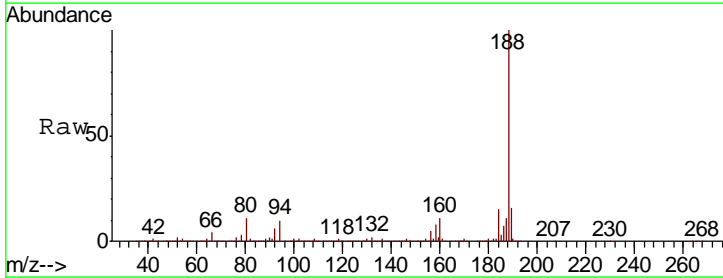
Ion	Ratio	Lower	Upper
77	100		
182	30.1	5.7	45.7
105	23.6	1.4	41.4
51	29.3	9.5	49.5

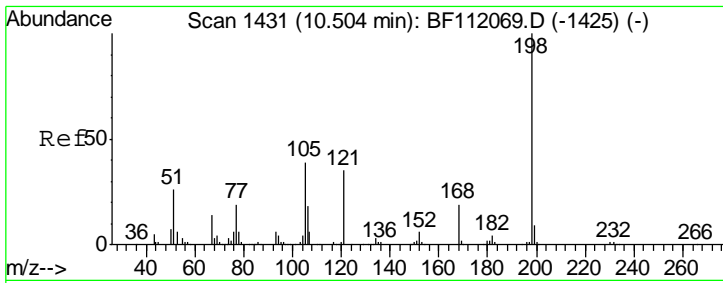


#64  
 Phenanthrene-d10  
 Concen: 20.000 ng  
 RT: 11.37 min Scan# 1579  
 Delta R.T. -0.01 min  
 Lab File: BF112151.D  
 Acq: 21 Jan 2019 11:40

Tgt Ion: 188 Resp: 1225360

Ion	Ratio	Lower	Upper
188	100		
94	9.8	8.2	12.2
80	10.5	8.9	13.3

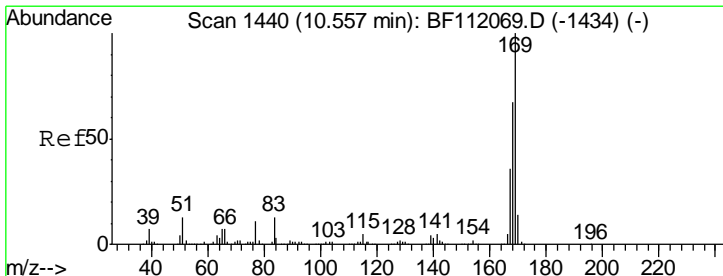
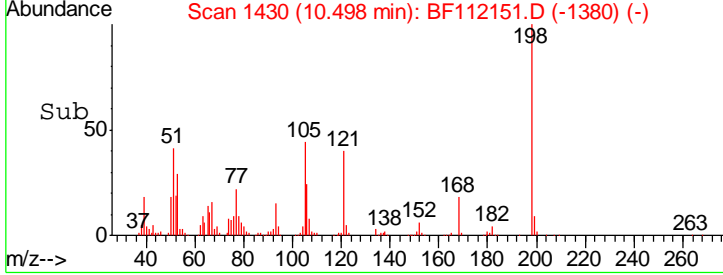
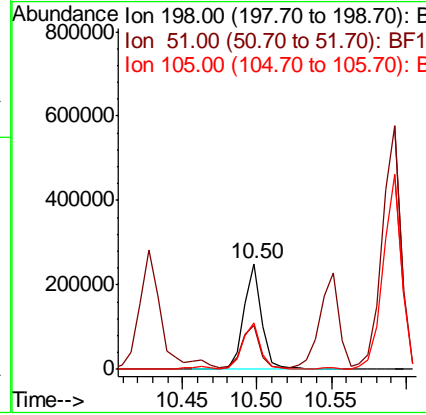
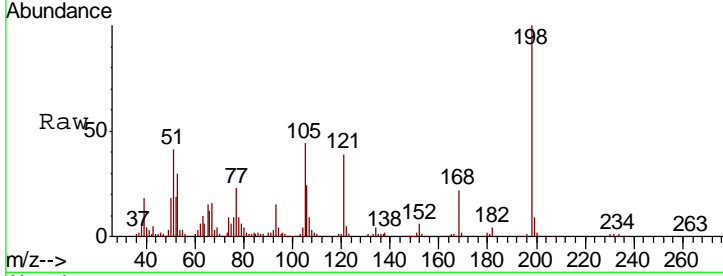




#65  
 4,6-Dinitro-2-methylphenol  
 Concen: 42.467 ng  
 RT: 10.50 min Scan# 1430  
 Delta R.T. -0.01 min  
 Lab File: BF112151.D  
 Acq: 21 Jan 2019 11:40

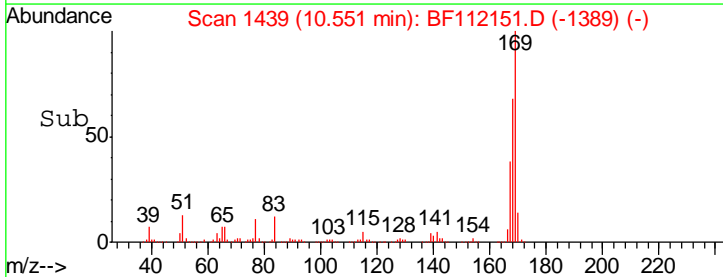
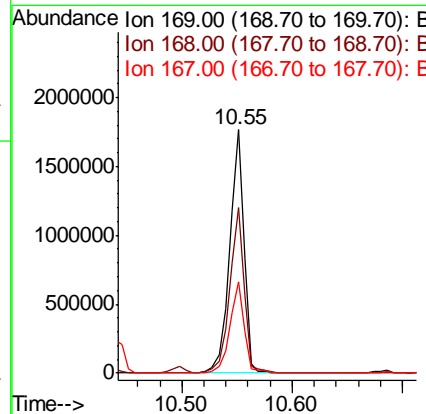
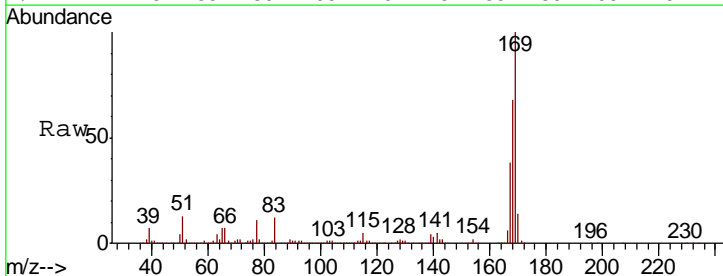
Instrument :  
 BNA\_F  
 ClientSampleId :  
 SSTDCCC040

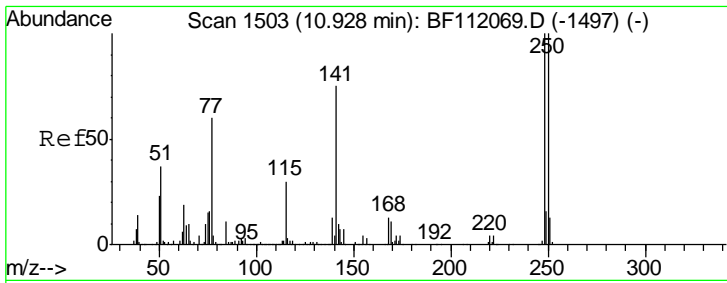
Tgt Ion	Resp	Lower	Upper
198	100		
51	41.2	17.2	57.2
105	43.6	21.9	61.9



#66  
 n-Nitrosodiphenylamine  
 Concen: 39.550 ng  
 RT: 10.55 min Scan# 1439  
 Delta R.T. -0.01 min  
 Lab File: BF112151.D  
 Acq: 21 Jan 2019 11:40

Tgt Ion	Resp	Lower	Upper
169	100		
168	68.0	53.9	80.9
167	37.7	28.9	43.3

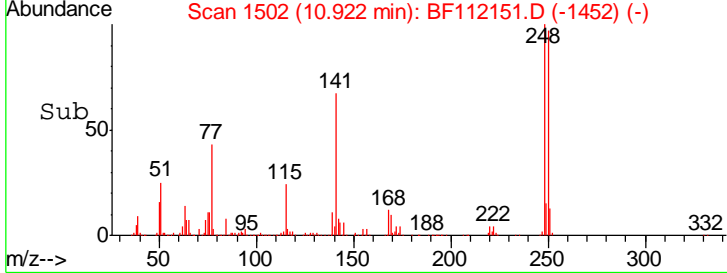
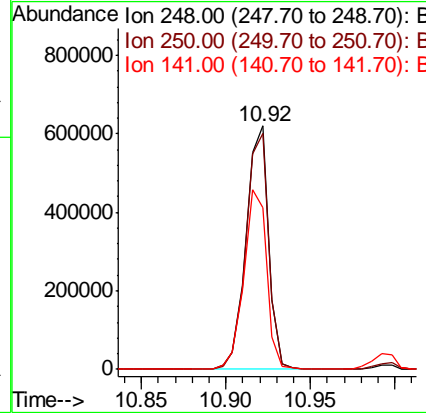
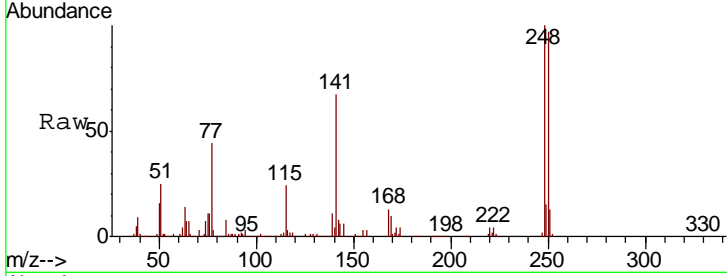




#67  
 4-Bromophenyl-phenylether  
 Concen: 40.662 ng  
 RT: 10.92 min Scan# 1502  
 Delta R.T. -0.01 min  
 Lab File: BF112151.D  
 Acq: 21 Jan 2019 11:40

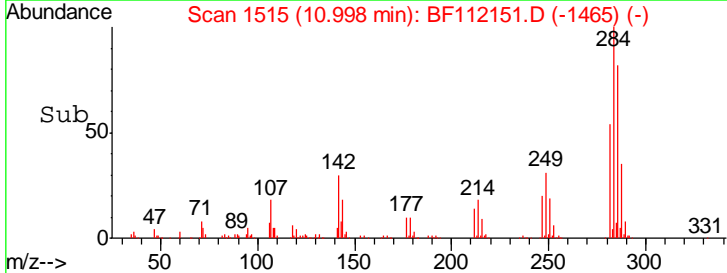
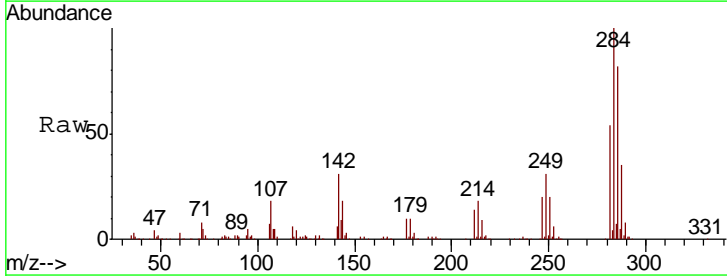
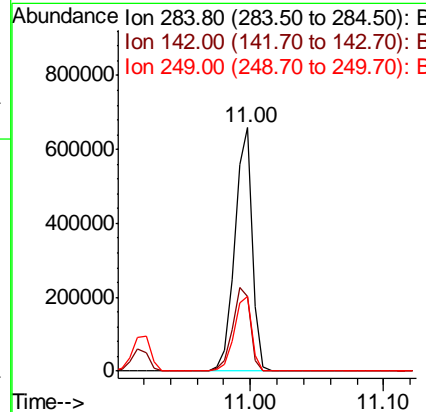
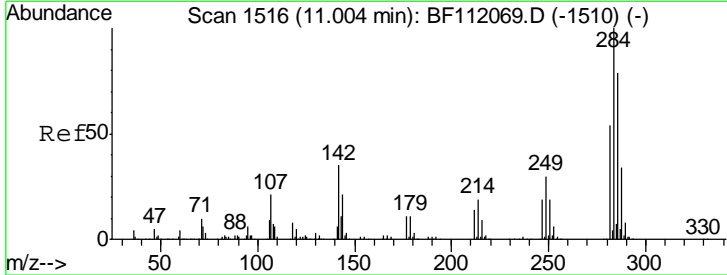
Instrument :  
 BNA\_F  
 ClientSampleId :  
 SSTDCCC040

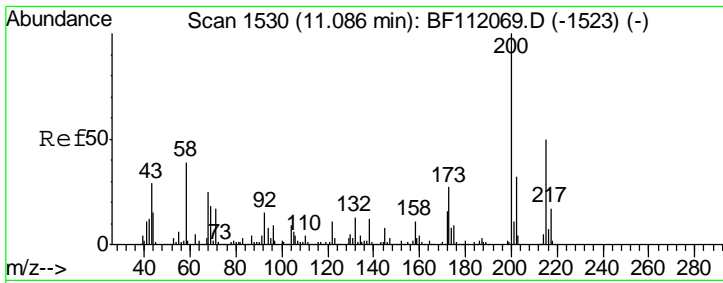
Tgt Ion	Resp	Lower	Upper
248	100		
250	96.8	79.7	119.5
141	66.6	60.3	90.5



#68  
 Hexachlorobenzene  
 Concen: 39.808 ng  
 RT: 11.00 min Scan# 1515  
 Delta R.T. -0.01 min  
 Lab File: BF112151.D  
 Acq: 21 Jan 2019 11:40

Tgt Ion	Resp	Lower	Upper
284	100		
142	30.6	27.6	41.4
249	30.8	24.1	36.1

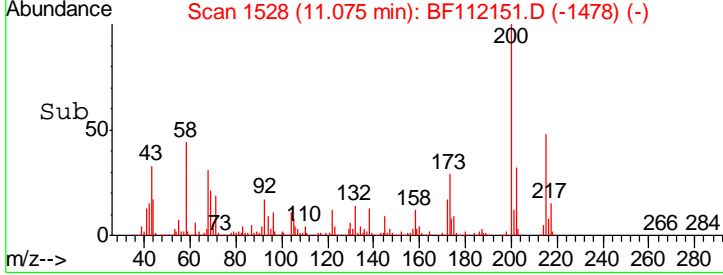
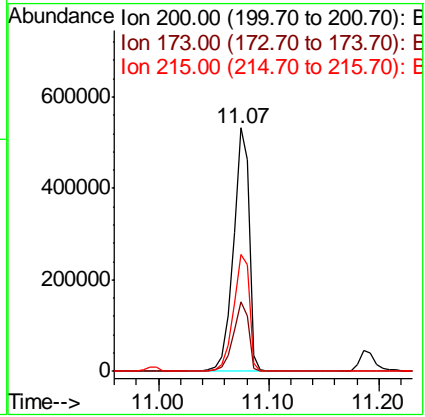
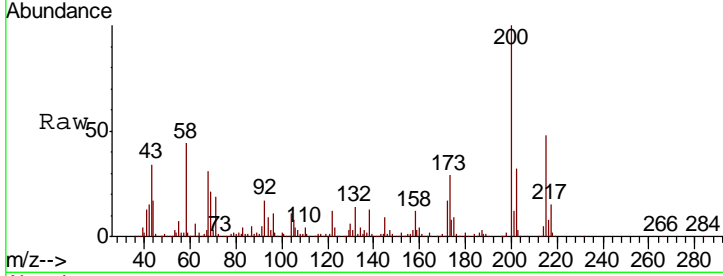




#69  
 Atrazine  
 Concen: 40.765 ng  
 RT: 11.07 min Scan# 1528  
 Delta R.T. -0.01 min  
 Lab File: BF112151.D  
 Acq: 21 Jan 2019 11:40

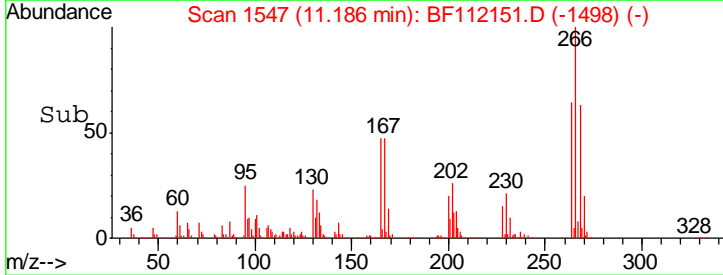
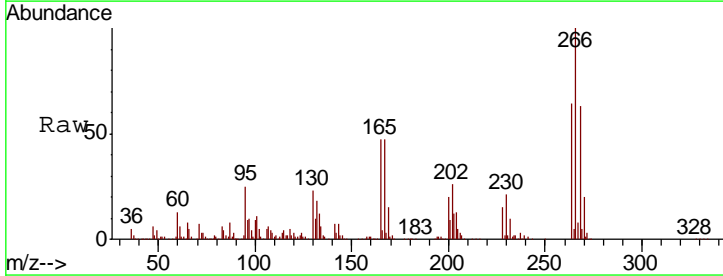
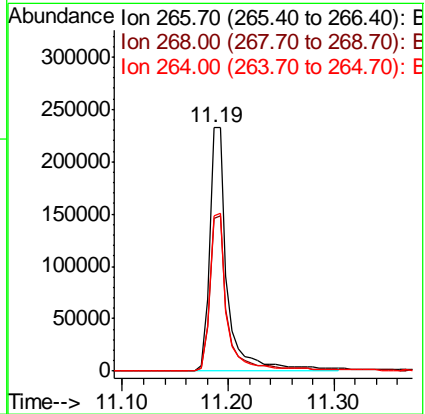
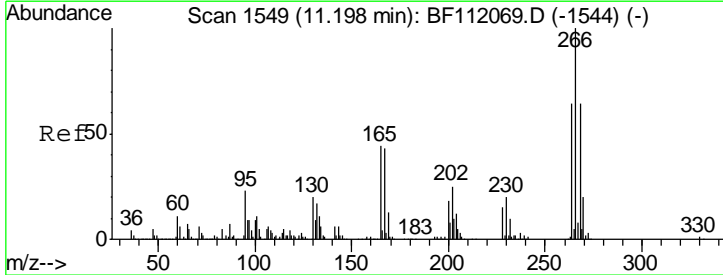
Instrument :  
 BNA\_F  
 ClientSampleId :  
 SSTDCCC040

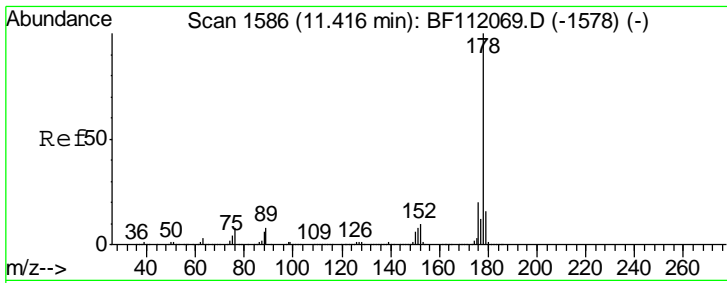
Tgt Ion	Resp	Lower	Upper
200	532880		
173	28.6	7.1	47.1
215	48.0	30.4	70.4



#70  
 Pentachlorophenol  
 Concen: 40.696 ng  
 RT: 11.19 min Scan# 1547  
 Delta R.T. -0.01 min  
 Lab File: BF112151.D  
 Acq: 21 Jan 2019 11:40

Tgt Ion	Resp	Lower	Upper
266	276061		
268	62.5	51.2	76.8
264	64.1	50.9	76.3



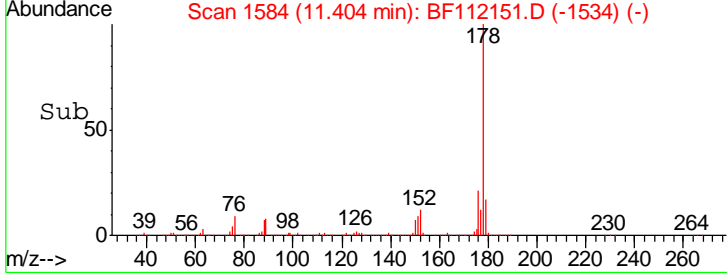
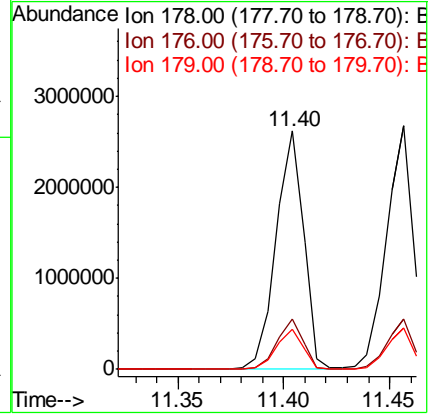
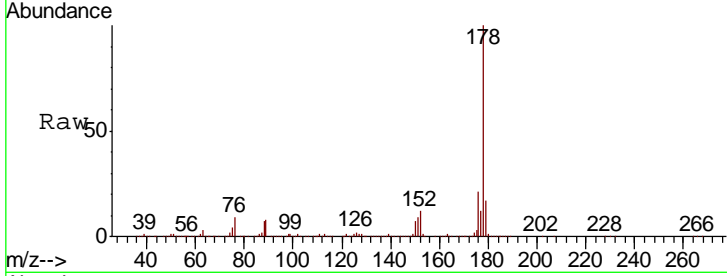


#71  
 Phenanthrene  
 Concen: 38.728 ng  
 RT: 11.40 min Scan# 1584  
 Delta R.T. -0.01 min  
 Lab File: BF112151.D  
 Acq: 21 Jan 2019 11:40

Instrument : BNA\_F  
 ClientSampleId : SSTDCCC040

Tgt Ion:178 Resp: 2388246

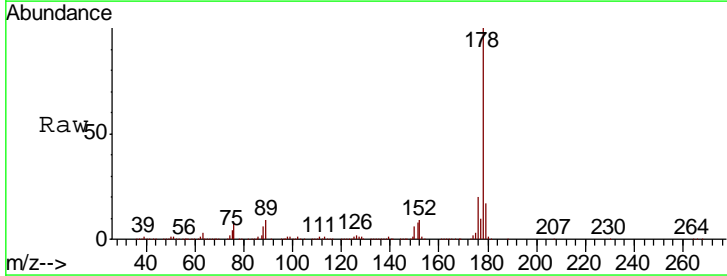
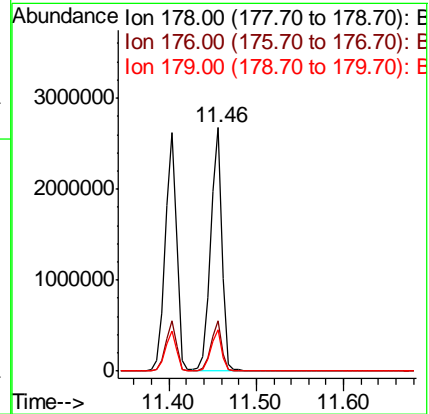
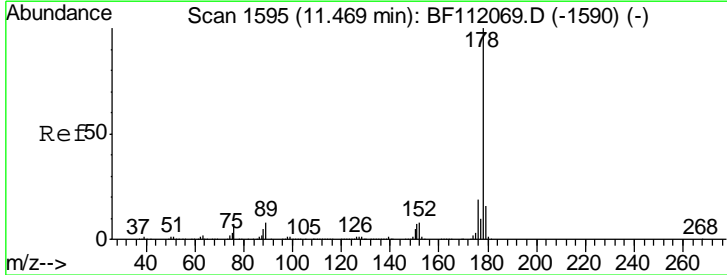
Ion	Ratio	Lower	Upper
178	100		
176	21.0	16.3	24.5
179	16.9	13.0	19.4

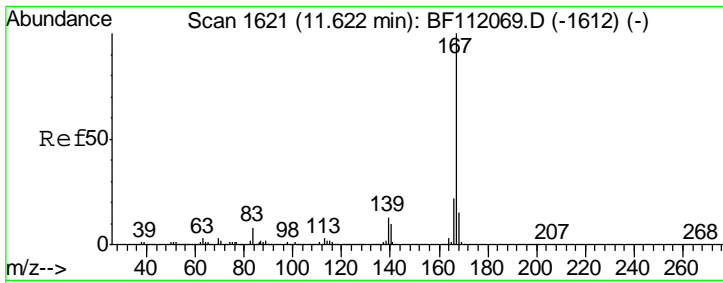


#72  
 Anthracene  
 Concen: 38.493 ng  
 RT: 11.46 min Scan# 1593  
 Delta R.T. -0.01 min  
 Lab File: BF112151.D  
 Acq: 21 Jan 2019 11:40

Tgt Ion:178 Resp: 2404623

Ion	Ratio	Lower	Upper
178	100		
176	20.5	15.5	23.3
179	16.7	12.8	19.2



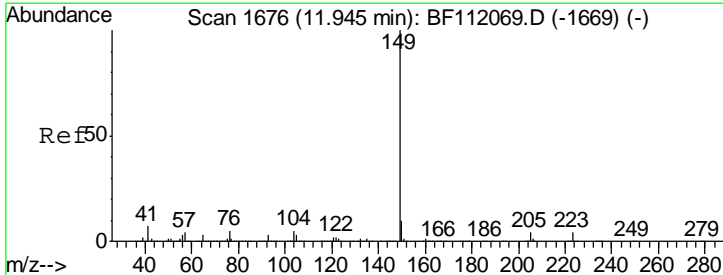
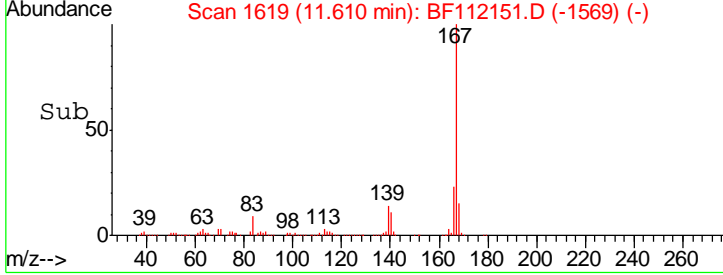
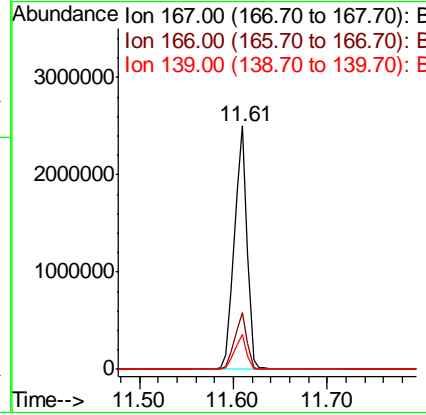
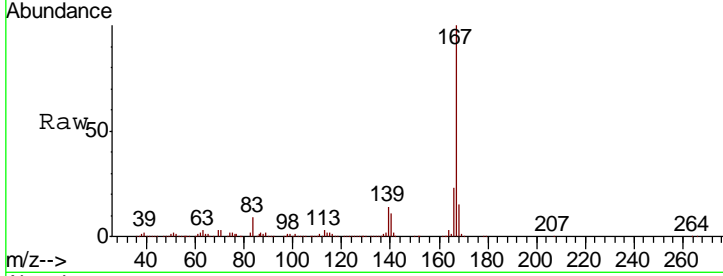


#73  
 Carbazole  
 Concen: 37.566 ng  
 RT: 11.61 min Scan# 1619  
 Delta R.T. -0.01 min  
 Lab File: BF112151.D  
 Acq: 21 Jan 2019 11:40

Instrument :  
 BNA\_F  
 ClientSampleId :  
 SSTDCCC040

Tgt Ion:167 Resp: 2350840

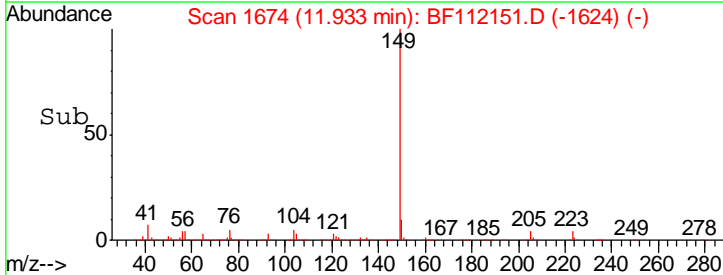
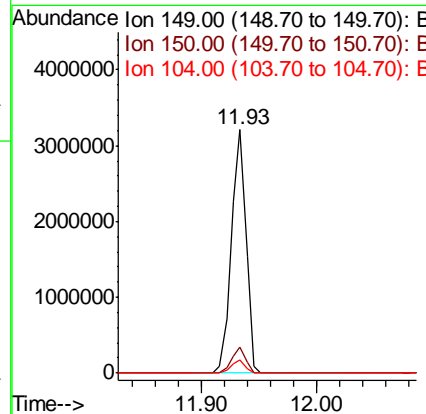
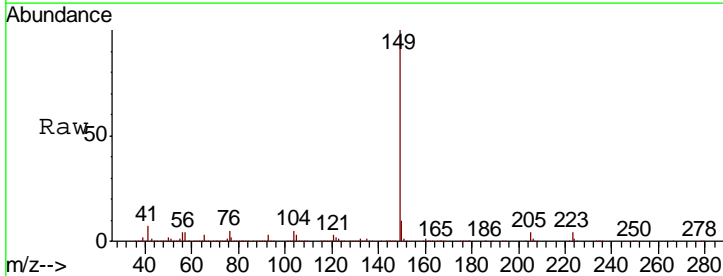
Ion	Ratio	Lower	Upper
167	100		
166	23.3	17.9	26.9
139	14.3	10.2	15.2



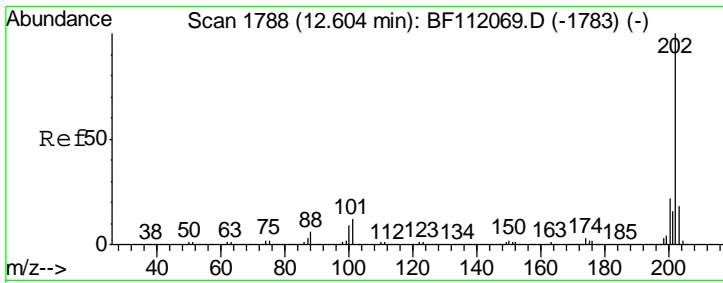
#74  
 Di-n-butylphthalate  
 Concen: 39.995 ng  
 RT: 11.93 min Scan# 1674  
 Delta R.T. -0.01 min  
 Lab File: BF112151.D  
 Acq: 21 Jan 2019 11:40

Tgt Ion:149 Resp: 2815304

Ion	Ratio	Lower	Upper
149	100		
150	10.5	8.1	12.1
104	5.2	3.9	5.9



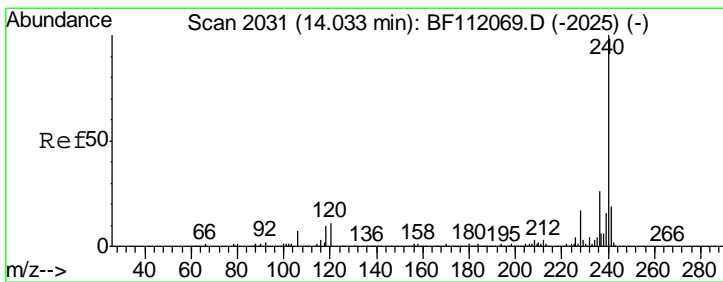
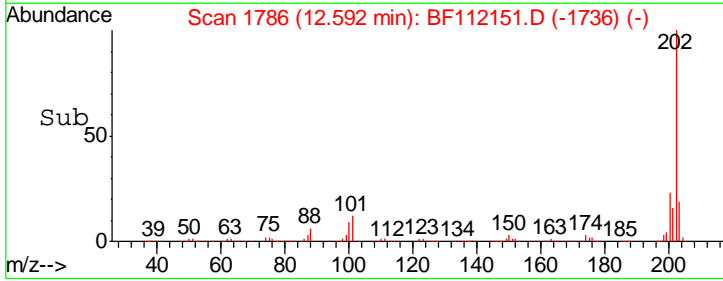
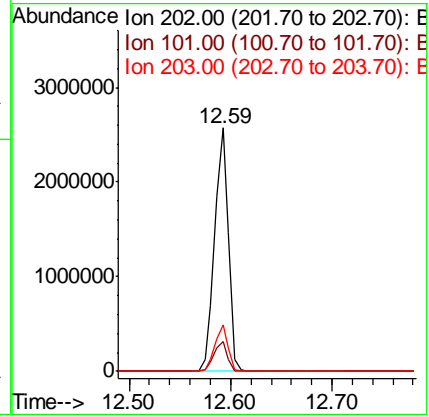
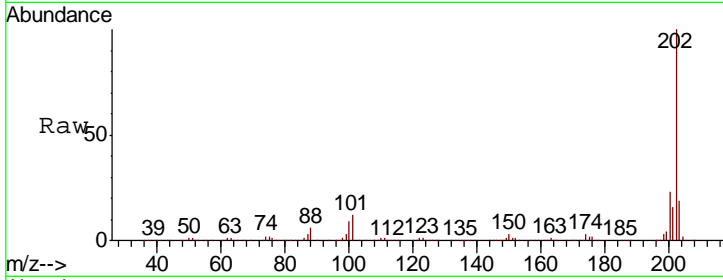




#75  
 Fluoranthene  
 Concen: 37.294 ng  
 RT: 12.59 min Scan# 1786  
 Delta R.T. -0.01 min  
 Lab File: BF112151.D  
 Acq: 21 Jan 2019 11:40

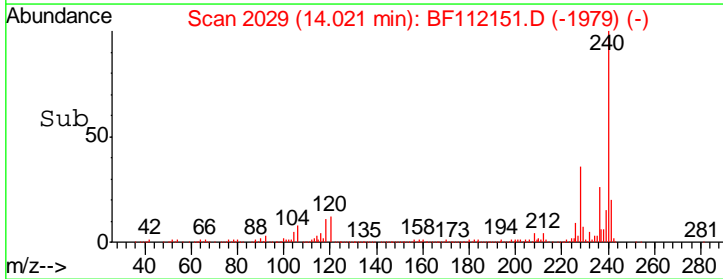
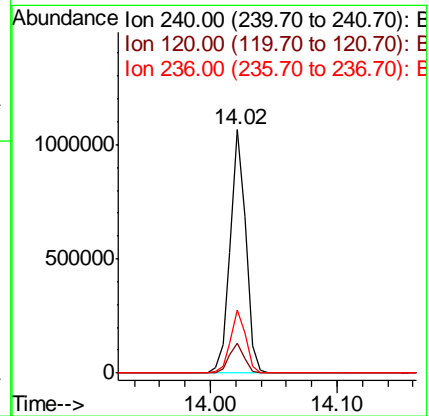
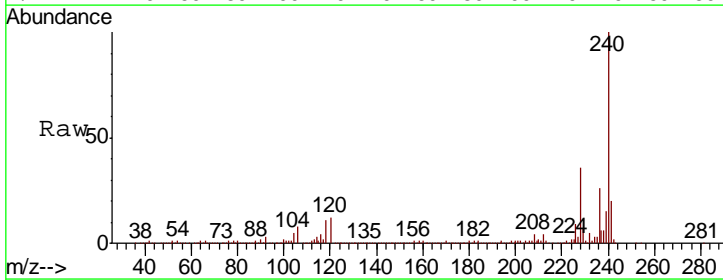
Instrument :  
 BNA\_F  
 ClientSampleId :  
 SSTDCCC040

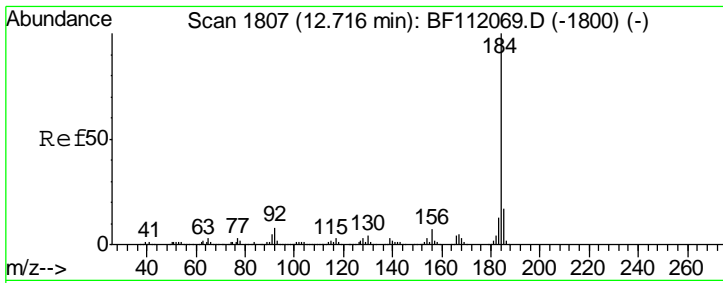
Tgt Ion	Resp	Lower	Upper
202	2428211		
101	12.3	0.0	31.8
203	19.1	0.0	38.4



#76  
 Chrysene-d12  
 Concen: 20.000 ng  
 RT: 14.02 min Scan# 2029  
 Delta R.T. -0.01 min  
 Lab File: BF112151.D  
 Acq: 21 Jan 2019 11:40

Tgt Ion	Resp	Lower	Upper
240	909308		
120	12.2	9.0	13.6
236	25.7	20.7	31.1



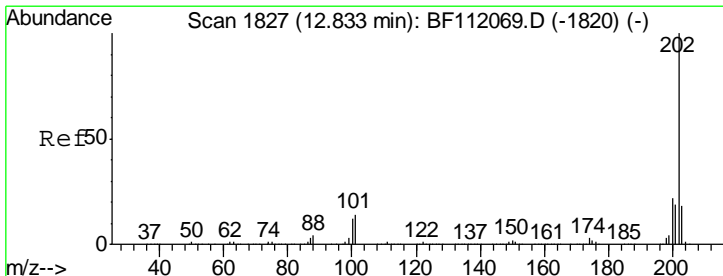
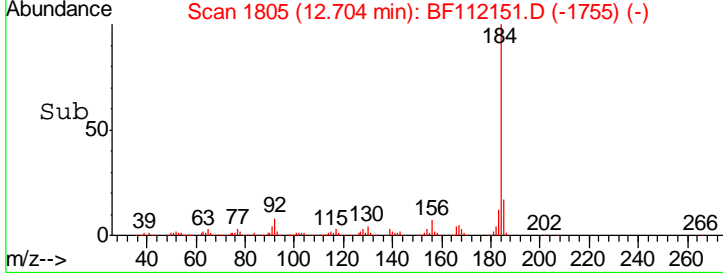
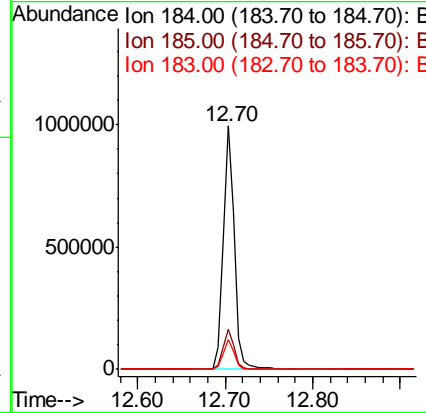
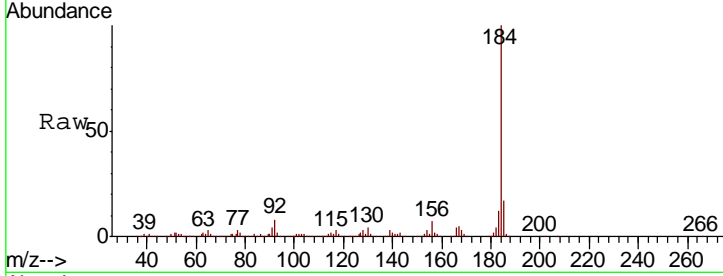


#77  
 Benzidine  
 Concen: 29.028 ng  
 RT: 12.70 min Scan# 1805  
 Delta R.T. -0.01 min  
 Lab File: BF112151.D  
 Acq: 21 Jan 2019 11:40

Instrument :  
 BNA\_F  
 ClientSampleId :  
 SSTDCCC040

Tgt Ion: 184 Resp: 880690

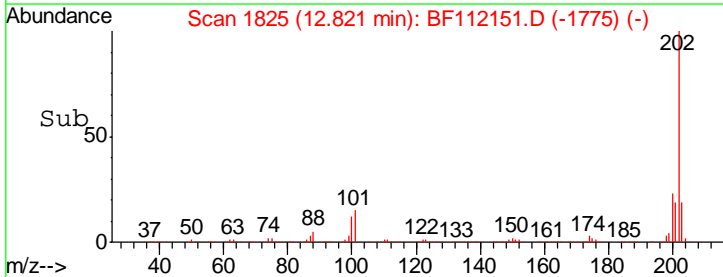
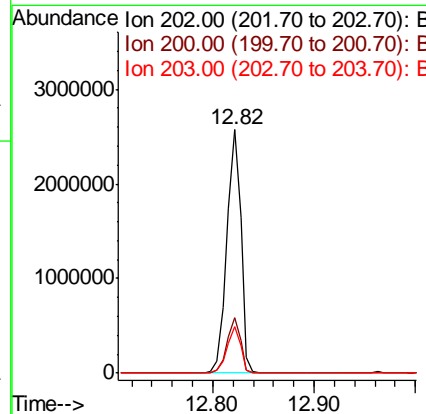
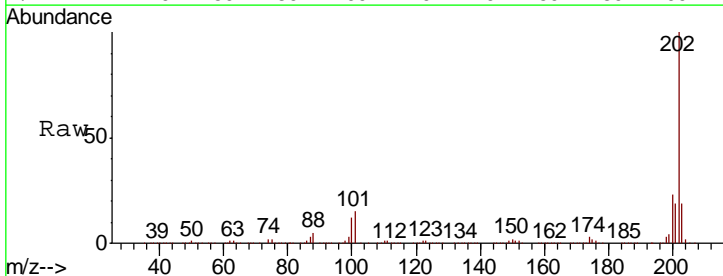
Ion	Ratio	Lower	Upper
184	100		
185	16.6	13.9	20.9
183	12.2	10.0	15.0

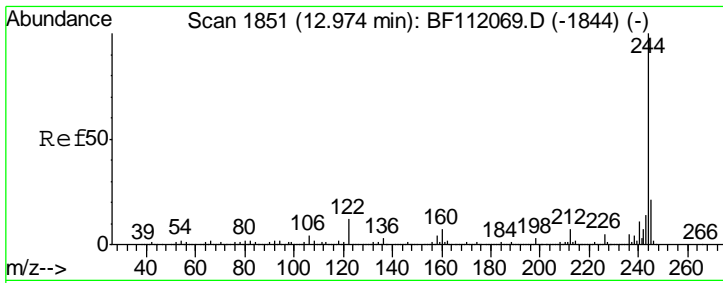


#78  
 Pyrene  
 Concen: 41.400 ng  
 RT: 12.82 min Scan# 1825  
 Delta R.T. -0.01 min  
 Lab File: BF112151.D  
 Acq: 21 Jan 2019 11:40

Tgt Ion: 202 Resp: 2483664

Ion	Ratio	Lower	Upper
202	100		
200	23.0	17.7	26.5
203	19.0	14.6	22.0

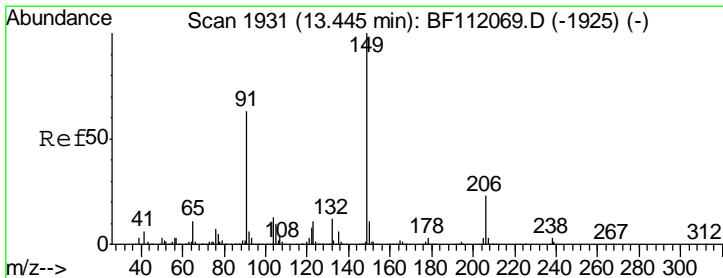
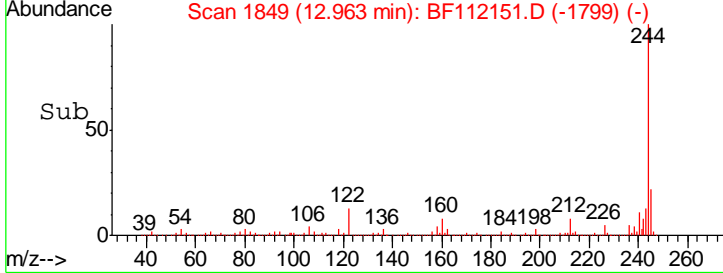
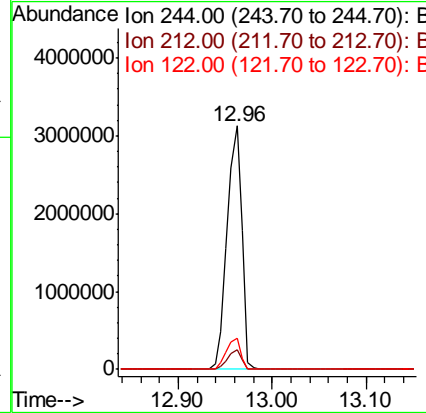
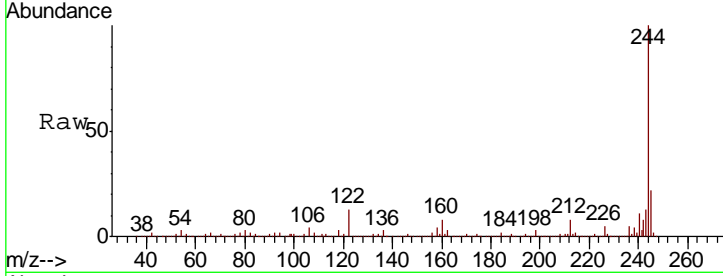




#79  
 Terphenyl-d14  
 Concen: 80.663 ng  
 RT: 12.96 min Scan# 1849  
 Delta R.T. -0.01 min  
 Lab File: BF112151.D  
 Acq: 21 Jan 2019 11:40

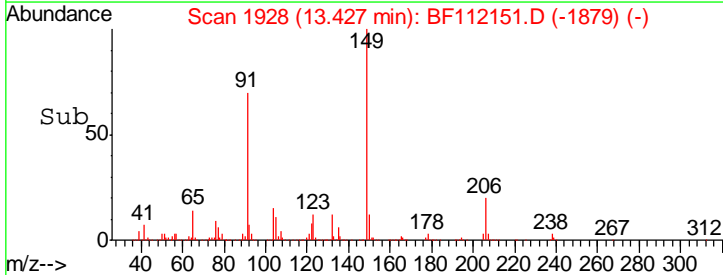
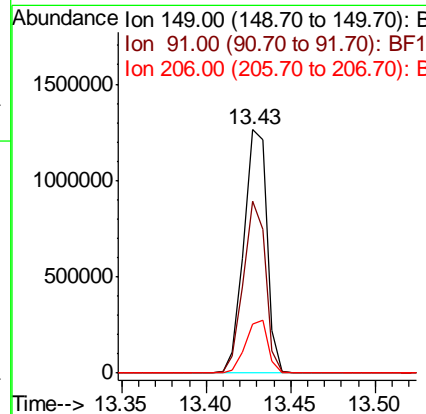
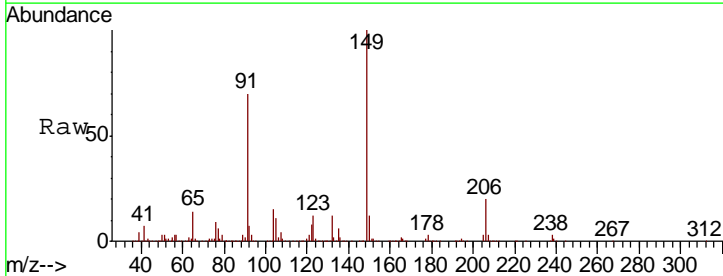
Instrument :  
 BNA\_F  
 ClientSampleID :  
 SSTDCCC040

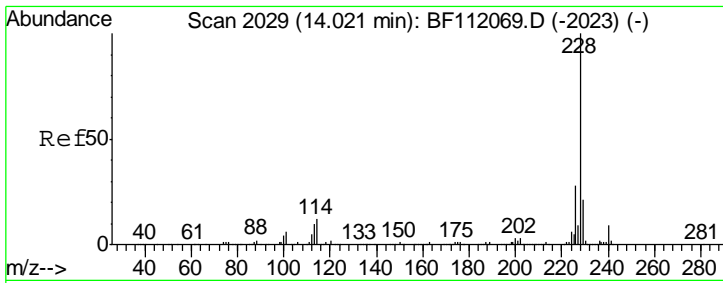
Tgt Ion	Resp	Lower	Upper
244	100		
212	7.8	5.9	8.9
122	12.9	9.8	14.6



#80  
 Butylbenzylphthalate  
 Concen: 45.972 ng  
 RT: 13.43 min Scan# 1928  
 Delta R.T. -0.01 min  
 Lab File: BF112151.D  
 Acq: 21 Jan 2019 11:40

Tgt Ion	Resp	Lower	Upper
149	100		
91	70.5	50.3	75.5
206	20.4	18.2	27.4



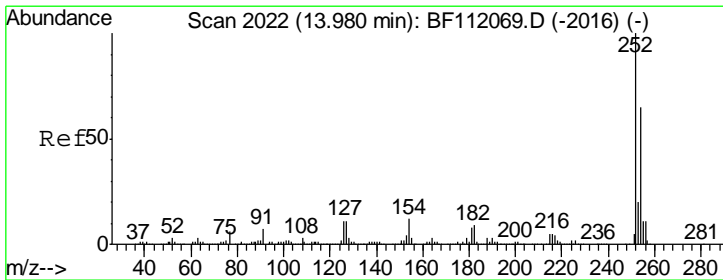
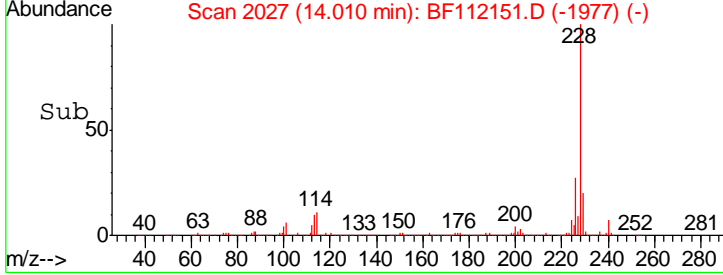
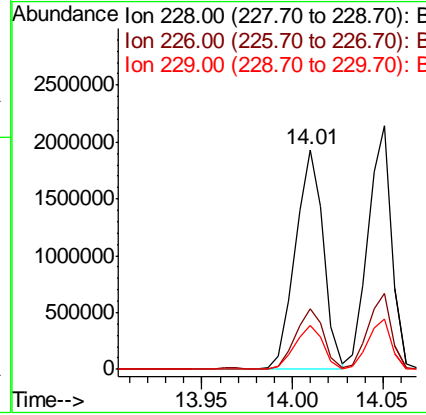
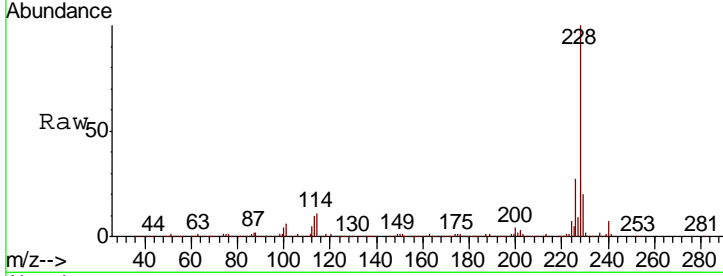


#81  
 Benzo(a)anthracene  
 Concen: 40.109 ng  
 RT: 14.01 min Scan# 2027  
 Delta R.T. -0.01 min  
 Lab File: BF112151.D  
 Acq: 21 Jan 2019 11:40

Instrument :  
 BNA\_F  
 ClientSampled :  
 SSTDCCC040

Tgt Ion: 228 Resp: 2091182

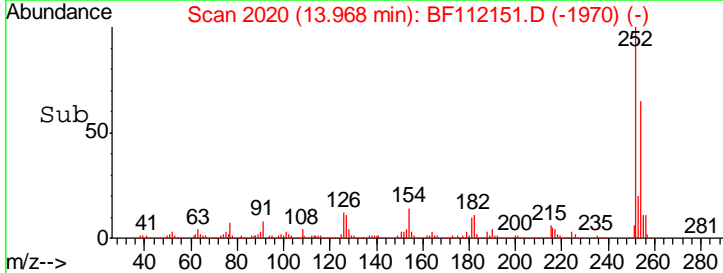
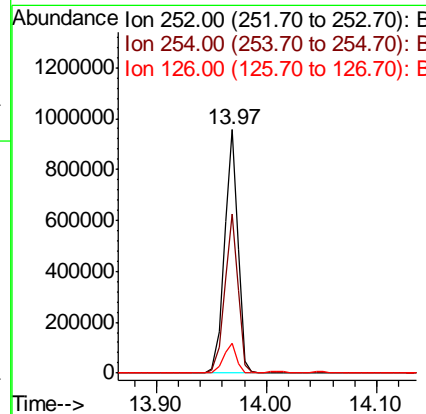
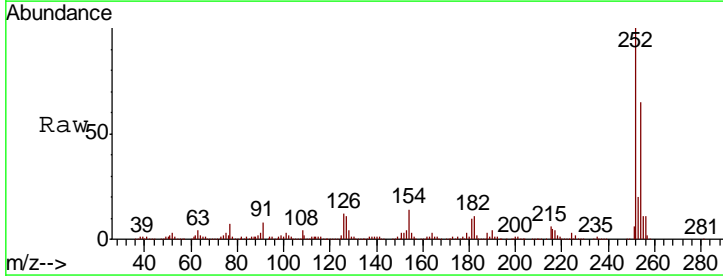
Ion	Ratio	Lower	Upper
228	100		
226	27.4	22.6	34.0
229	20.3	16.5	24.7

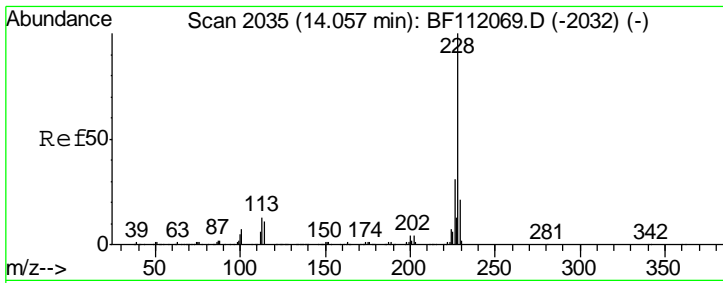


#82  
 3,3'-Dichlorobenzidine  
 Concen: 41.531 ng  
 RT: 13.97 min Scan# 2020  
 Delta R.T. -0.01 min  
 Lab File: BF112151.D  
 Acq: 21 Jan 2019 11:40

Tgt Ion: 252 Resp: 810898

Ion	Ratio	Lower	Upper
252	100		
254	65.1	51.6	77.4
126	12.4	8.6	12.8

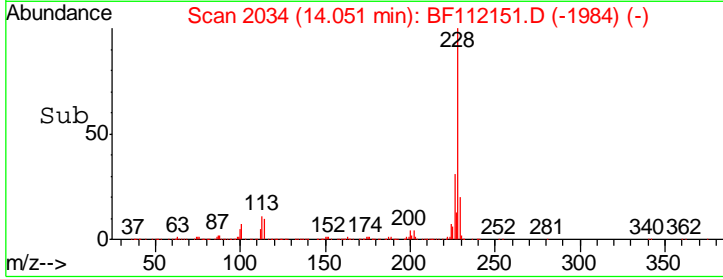
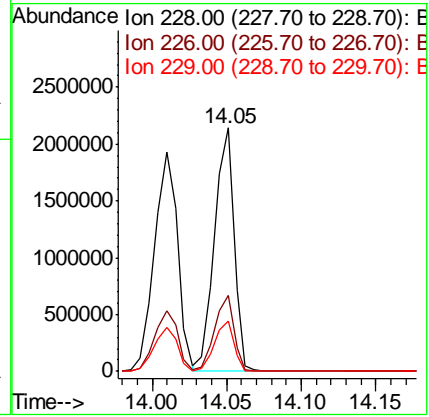
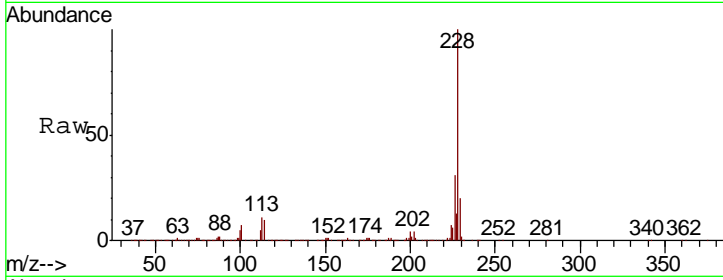




#83  
 Chrysene  
 Concen: 39.621 ng  
 RT: 14.05 min Scan# 2034  
 Delta R.T. -0.01 min  
 Lab File: BF112151.D  
 Acq: 21 Jan 2019 11:40

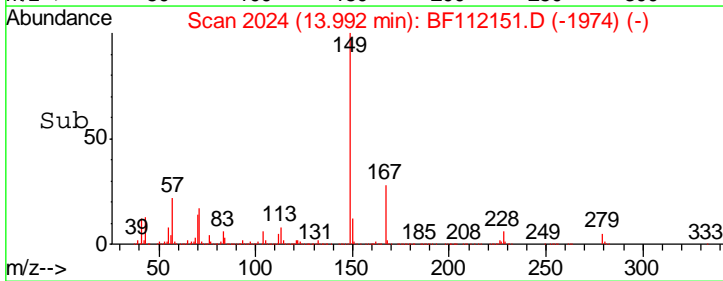
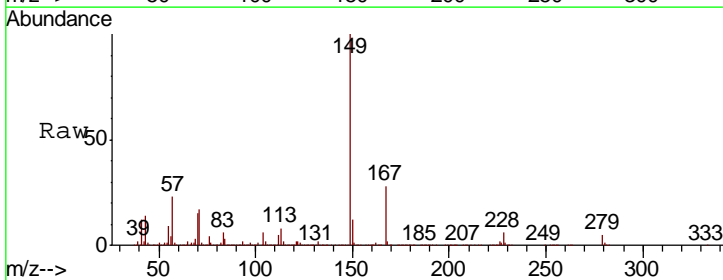
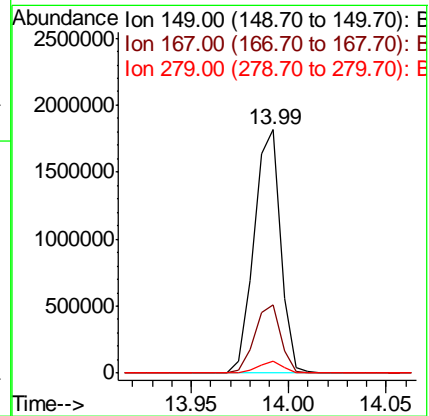
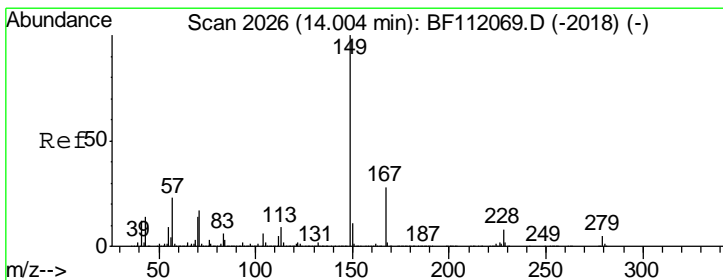
Instrument : BNA\_F  
 ClientSampled : SSTDCCC040

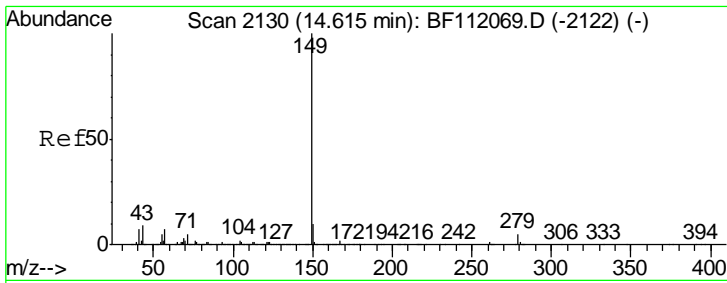
Tgt Ion	Resp	Lower	Upper
228	100		
226	31.3	25.0	37.6
229	20.4	16.6	24.8



#84  
 Bis(2-ethylhexyl)phthalate  
 Concen: 45.489 ng  
 RT: 13.99 min Scan# 2024  
 Delta R.T. -0.01 min  
 Lab File: BF112151.D  
 Acq: 21 Jan 2019 11:40

Tgt Ion	Resp	Lower	Upper
149	100		
167	28.2	22.5	33.7
279	4.9	3.8	5.6

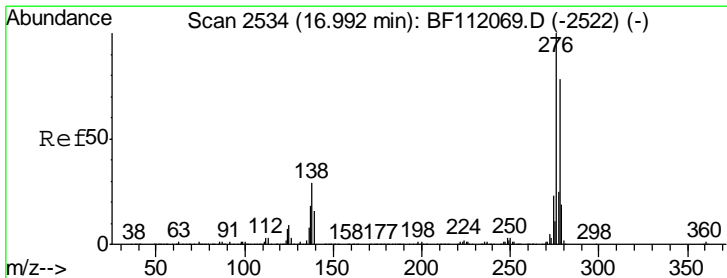
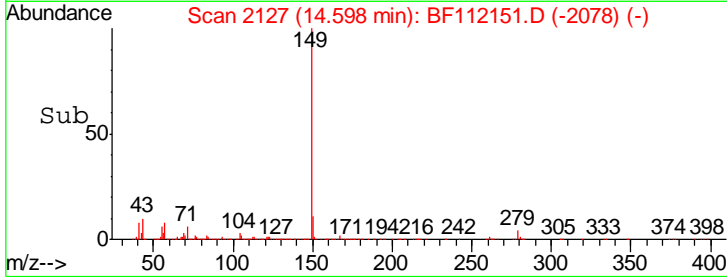
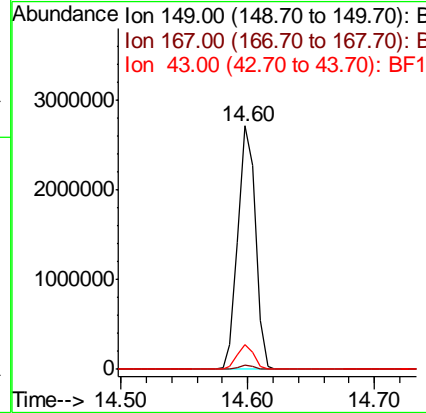
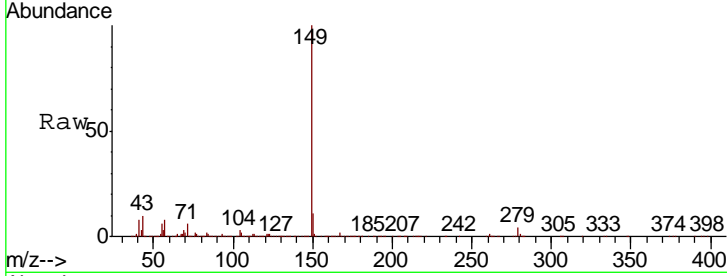




#85  
 Di-n-octyl phthalate  
 Concen: 44.409 ng  
 RT: 14.60 min Scan# 2127  
 Delta R.T. -0.01 min  
 Lab File: BF112151.D  
 Acq: 21 Jan 2019 11:40

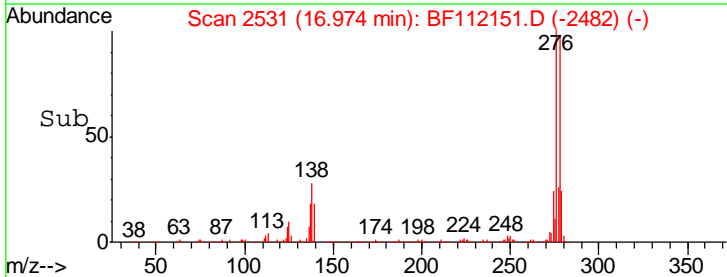
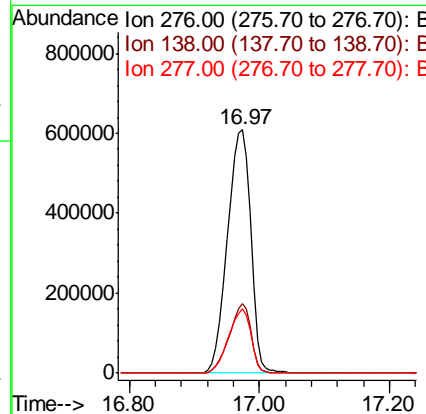
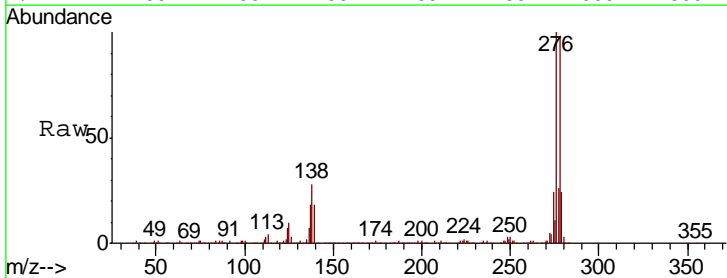
Instrument :  
 BNA\_F  
 ClientSampleId :  
 SSTDCCC040

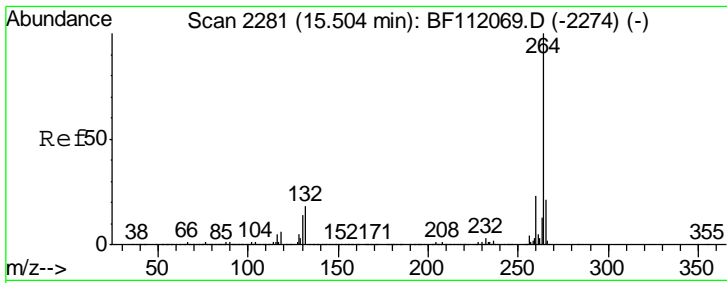
Tgt Ion	Resp	Lower	Upper
149	2580889		
167	1.7	1.3	1.9
43	9.5	7.8	11.6



#86  
 Indeno(1,2,3-cd)pyrene  
 Concen: 33.285 ng  
 RT: 16.97 min Scan# 2531  
 Delta R.T. -0.01 min  
 Lab File: BF112151.D  
 Acq: 21 Jan 2019 11:40

Tgt Ion	Resp	Lower	Upper
276	1514957		
138	26.9	22.6	34.0
277	25.5	20.3	30.5

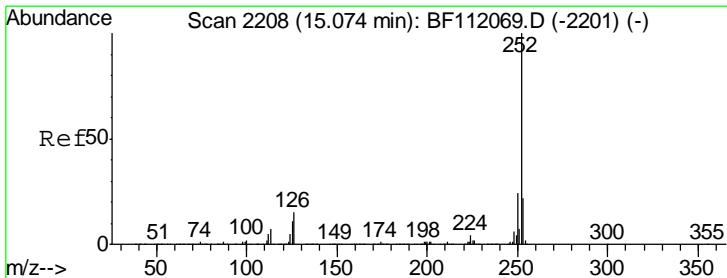
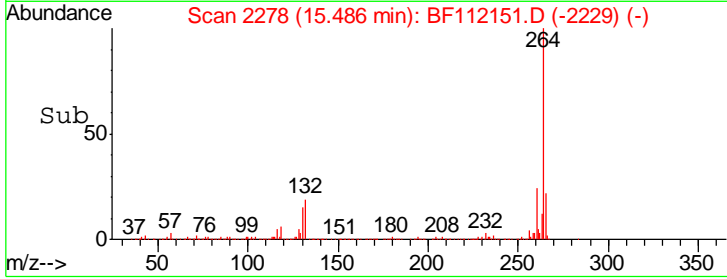
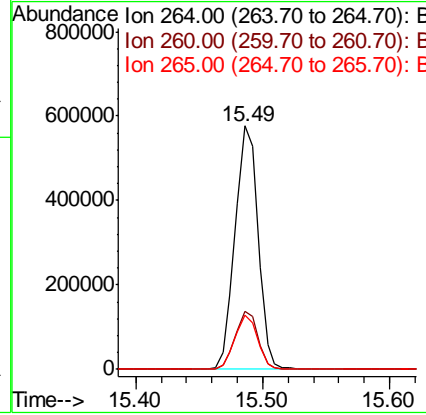
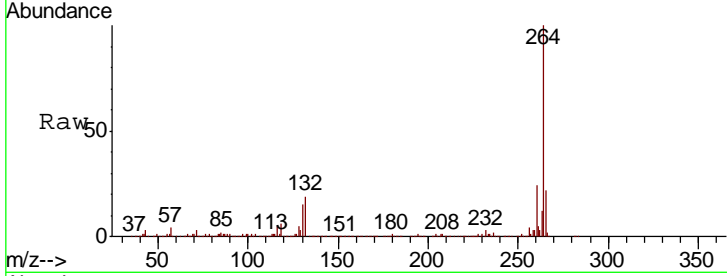




#87  
 Perylene-d12  
 Concen: 20.000 ng  
 RT: 15.49 min Scan# 2278  
 Delta R.T. -0.01 min  
 Lab File: BF112151.D  
 Acq: 21 Jan 2019 11:40

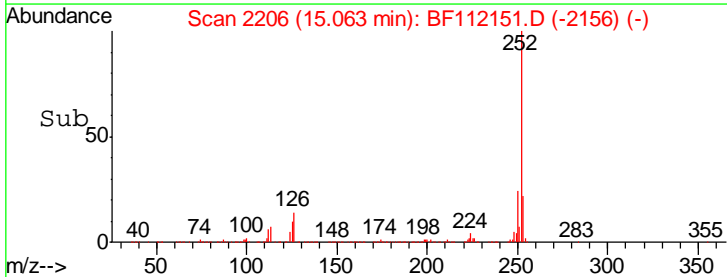
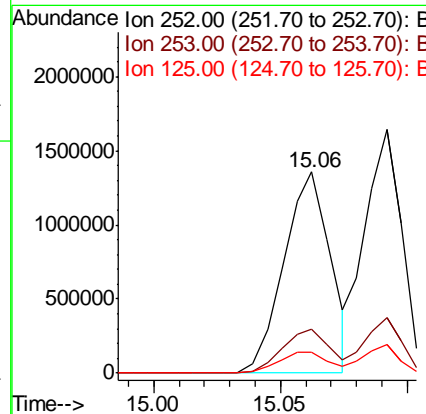
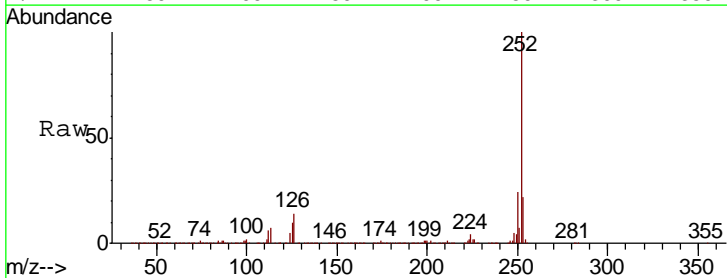
Instrument :  
 BNA\_F  
 ClientSampleId :  
 SSTDCCC040

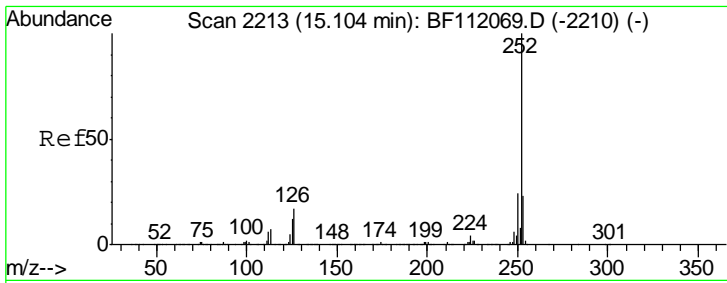
Tgt Ion	Resp	Lower	Upper
264	722722		
260	23.8	18.2	27.2
265	22.3	17.0	25.4



#88  
 Benzo(b)fluoranthene  
 Concen: 42.260 ng  
 RT: 15.06 min Scan# 2206  
 Delta R.T. -0.01 min  
 Lab File: BF112151.D  
 Acq: 21 Jan 2019 11:40

Tgt Ion	Resp	Lower	Upper
252	1733708		
253	22.0	18.0	27.0
125	10.5	8.7	13.1



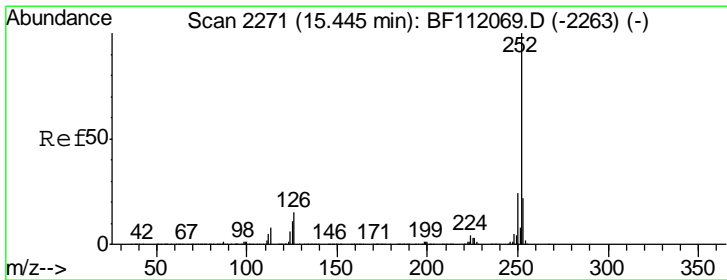
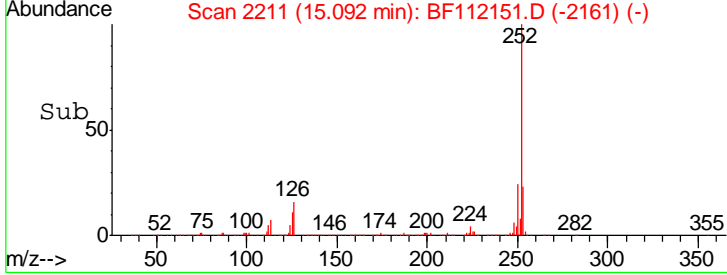
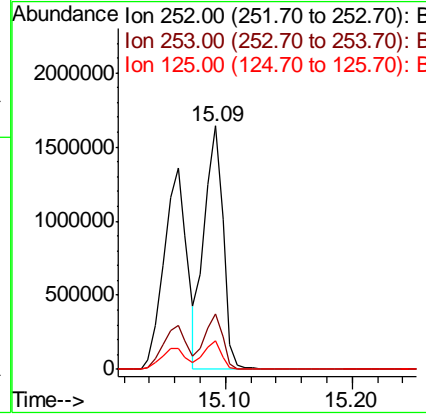
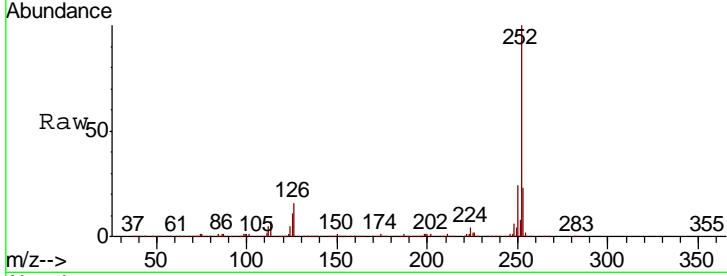


#89  
 Benzo(k)fluoranthene  
 Concen: 42.378 ng  
 RT: 15.09 min Scan# 2211  
 Delta R.T. -0.01 min  
 Lab File: BF112151.D  
 Acq: 21 Jan 2019 11:40

Instrument :  
 BNA\_F  
 ClientSampled :  
 SSTDCCC040

Tgt Ion: 252 Resp: 1682688

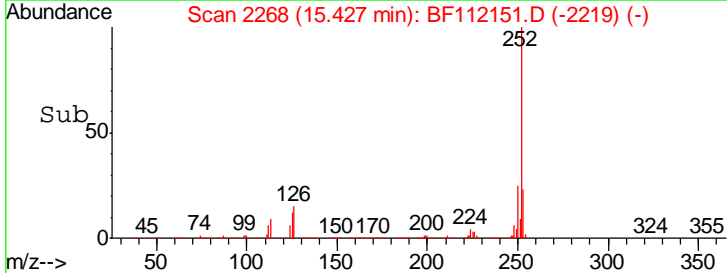
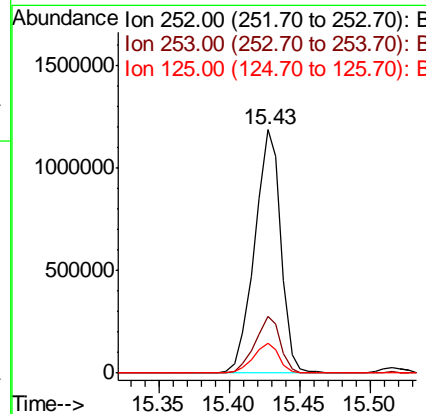
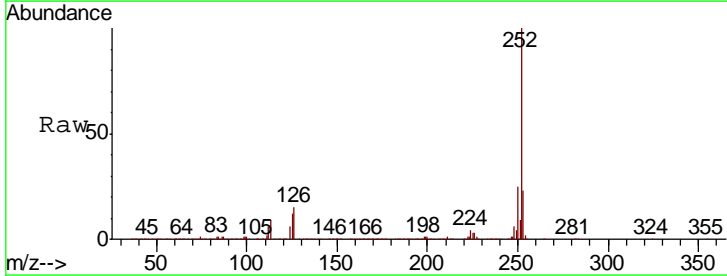
Ion	Ratio	Lower	Upper
252	100		
253	22.8	18.0	27.0
125	11.5	9.1	13.7



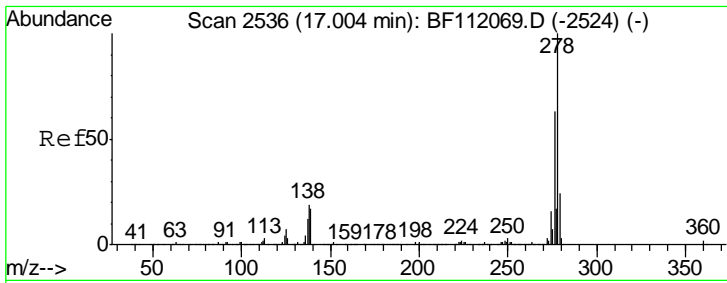
#90  
 Benzo(a)pyrene  
 Concen: 41.195 ng  
 RT: 15.43 min Scan# 2268  
 Delta R.T. -0.01 min  
 Lab File: BF112151.D  
 Acq: 21 Jan 2019 11:40

Tgt Ion: 252 Resp: 1549875

Ion	Ratio	Lower	Upper
252	100		
253	23.0	17.5	26.3
125	12.2	9.0	13.4




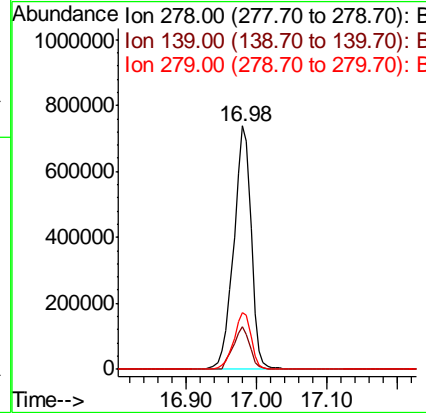
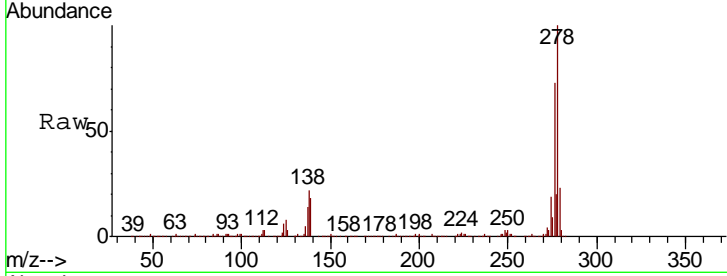




#91  
 Dibenzo(a,h)anthracene  
 Concen: 38.083 ng  
 RT: 16.98 min Scan# 2532  
 Delta R.T. -0.02 min  
 Lab File: BF112151.D  
 Acq: 21 Jan 2019 11:40

Instrument : BNA\_F  
 ClientSampled : SSTDCCC040

Tgt Ion	Resp	Lower	Upper
278	100		
139	17.8	13.7	20.5
279	23.3	19.0	28.6



#92  
 Benzo(g,h,i)perylene  
 Concen: 37.108 ng  
 RT: 17.42 min Scan# 2606  
 Delta R.T. -0.01 min  
 Lab File: BF112151.D  
 Acq: 21 Jan 2019 11:40

Tgt Ion	Resp	Lower	Upper
276	100		
277	24.2	19.4	29.0
138	23.6	19.1	28.7

