

Data Path : Z:\svoasrv\HPCHEM1\BNA_F\Data\BF061523\
 Data File : BF133787.D
 Acq On : 15 Jun 2023 21:52
 Operator : CG\JU
 Sample : 03117-04
 Misc :
 ALS Vial : 5 Sample Multiplier: 1

Instrument :
 BNA_F
 ClientSampleId :
 TP-2GA

Integration Parameters: rteint.p
 Integrator: RTE
 Smoothing : ON Filtering: 5
 Sampling : 1 Min Area: 3 % of largest Peak
 Start Thrs: 0.2 Max Peaks: 100
 Stop Thrs : 0 Peak Location: TOP

If leading or trailing edge < 100 prefer < Baseline drop else tangent >
 Peak separation: 5

Method : Z:\svoasrv\HPCHEM1\BNA_F\Methods\8270-BF060923.M
 Title : ASP BNA STANDARDS FOR 5 POINT CALIBRATION

Signal : TIC: BF133787.D\data.ms

peak #	R.T. min	first scan	max scan	last scan	PK TY	peak height	corr. area	corr. % max.	% of total
1	5.040	498	502	509	rVB	55533	70163	2.86%	0.423%
2	5.445	566	571	574	rBV	1989060	1944266	79.32%	11.726%
3	6.457	738	743	746	rBV	2180877	2077751	84.77%	12.531%
4	6.828	803	806	810	rBV	891453	718532	29.31%	4.333%
5	7.392	898	902	905	rBV	1578970	1296198	52.88%	7.817%
6	8.110	1021	1024	1028	rBV	1045842	915754	37.36%	5.523%
7	9.186	1203	1207	1210	rBV	2873384	2451158	100.00%	14.783%
8	9.869	1319	1323	1326	rBV	1275215	1047299	42.73%	6.316%
9	10.580	1440	1444	1447	rBV	157764	122389	4.99%	0.738%
10	10.657	1453	1457	1460	rBV	1877299	1626235	66.35%	9.808%
11	11.357	1572	1576	1579	rBV	1109592	973076	39.70%	5.869%
12	11.880	1662	1665	1670	rBV	128361	121598	4.96%	0.733%
13	12.945	1842	1846	1849	rBV	2387818	2020976	82.45%	12.188%
14	13.857	1996	2001	2010	rBV3	41418	87026	3.55%	0.525%
15	13.998	2021	2025	2035	rVB	673197	592112	24.16%	3.571%
16	14.757	2151	2154	2163	rBV6	21301	35863	1.46%	0.216%
17	15.457	2268	2273	2283	rBV	355590	480930	19.62%	2.900%

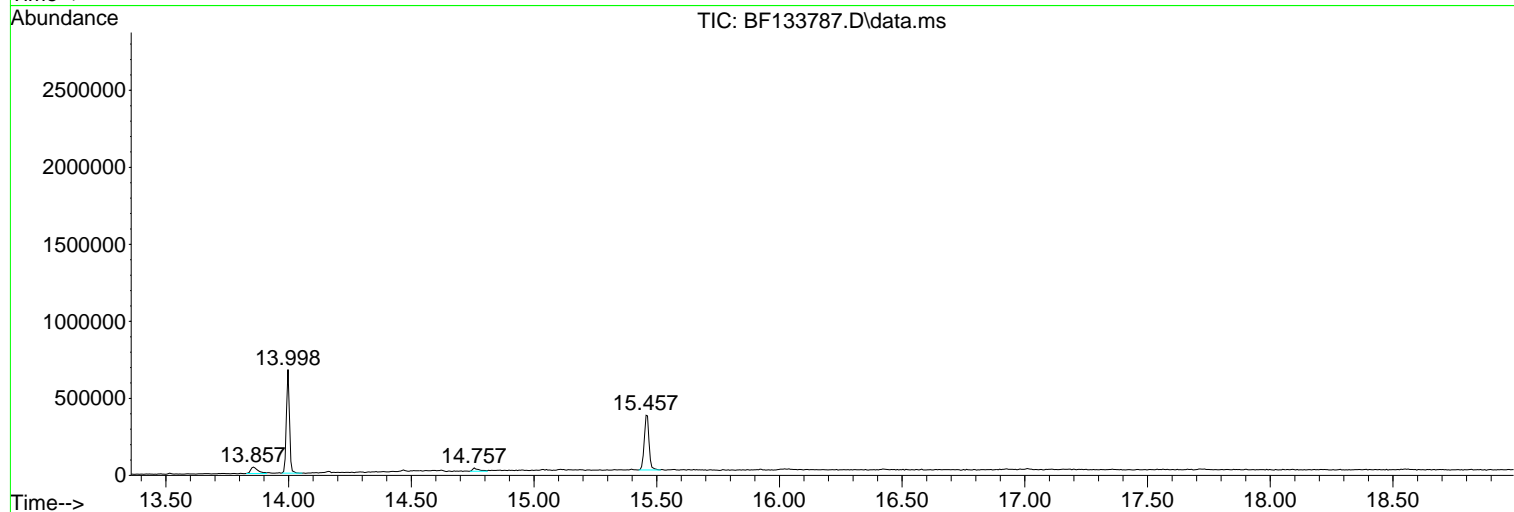
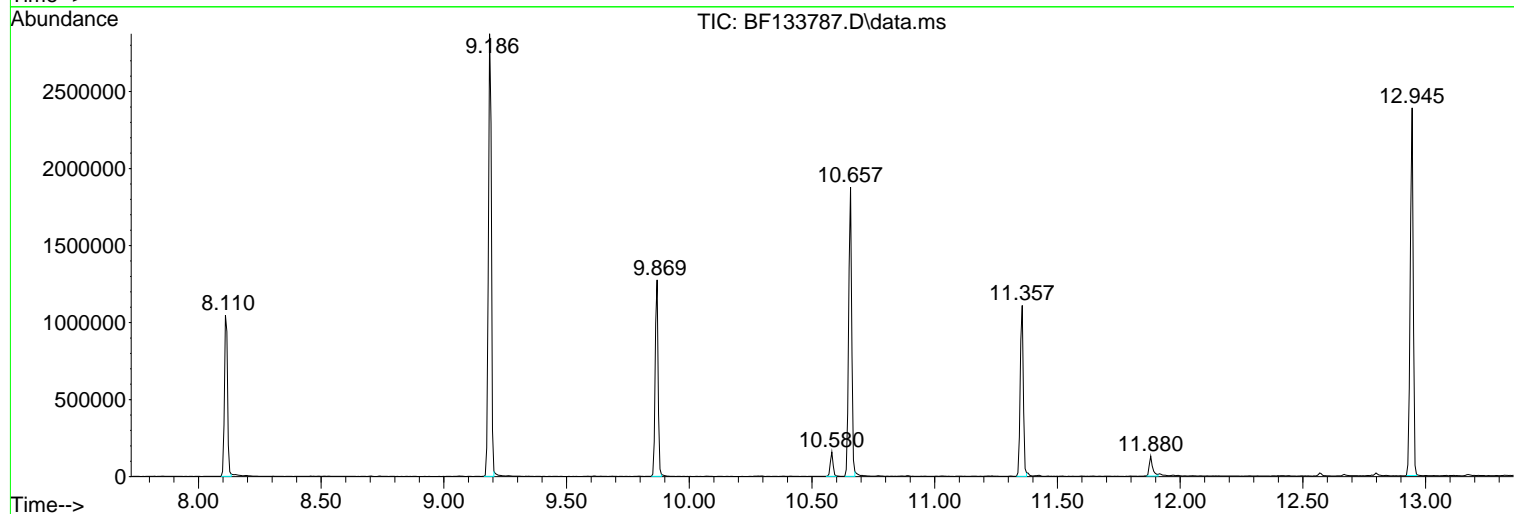
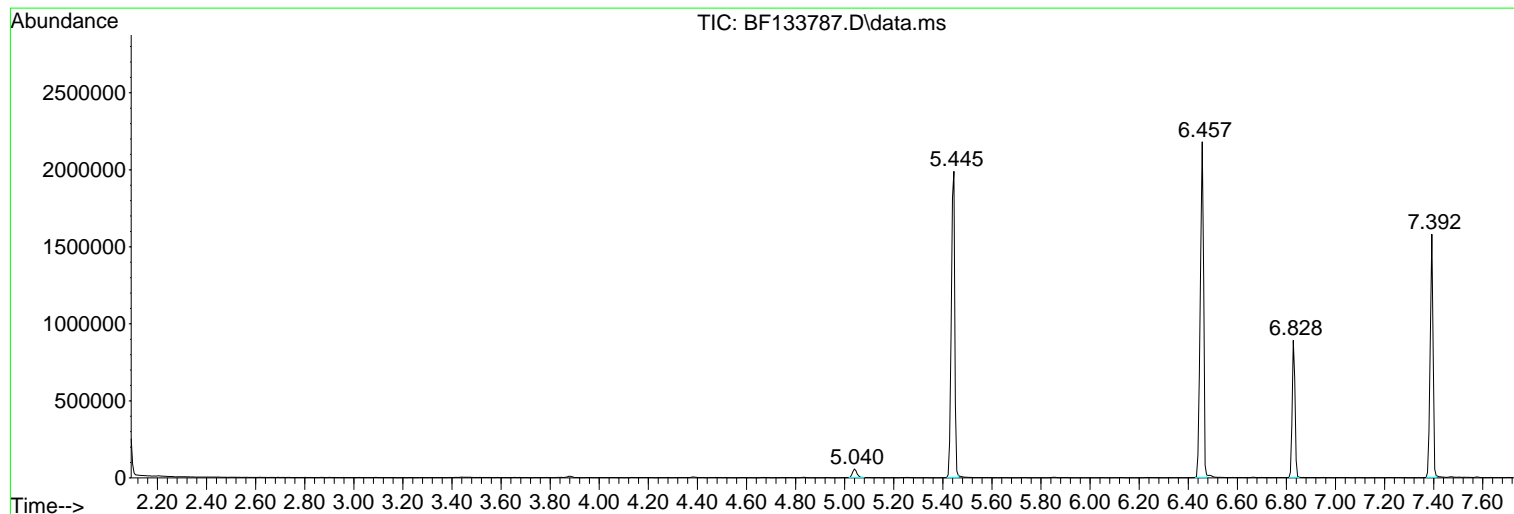
Sum of corrected areas: 16581326

Data Path : Z:\svoasrv\HPCHEM1\BNA_F\Data\BF061523\
Data File : BF133787.D
Acq On : 15 Jun 2023 21:52
Operator : CG\JU
Sample : 03117-04
Misc :
ALS Vial : 5 Sample Multiplier: 1

Instrument :
BNA_F
ClientSampleId :
TP-2GA

Quant Method : Z:\svoasrv\HPCHEM1\BNA_F\Methods\8270-BF060923.M
Quant Title : ASP BNA STANDARDS FOR 5 POINT CALIBRATION

TIC Library : C:\Database\NIST20.L
TIC Integration Parameters: LSCINT.P



Data Path : Z:\svoasrv\HPCHEM1\BNA_F\Data\BF061523\
 Data File : BF133787.D
 Acq On : 15 Jun 2023 21:52
 Operator : CG\JU
 Sample : 03117-04
 Misc :
 ALS Vial : 5 Sample Multiplier: 1

Instrument :
 BNA_F
 ClientSampleId :
 TP-2GA

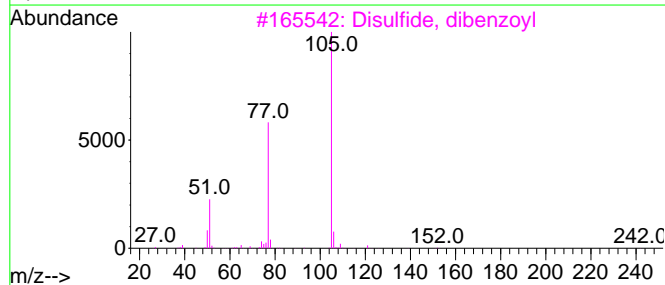
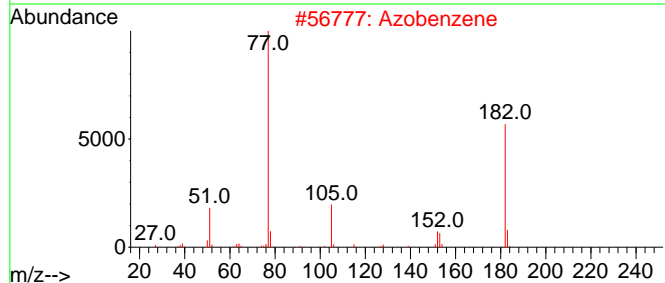
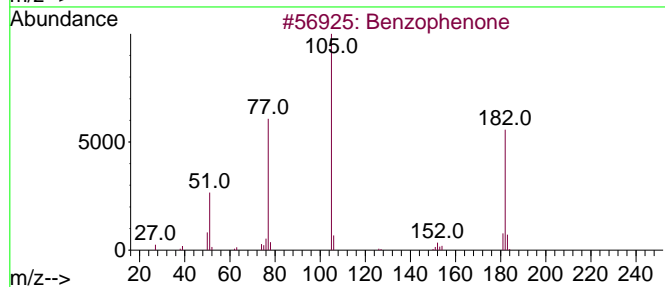
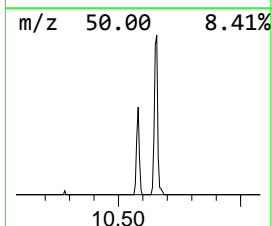
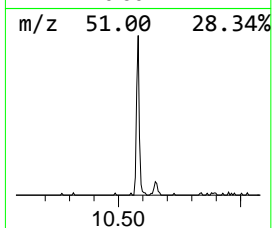
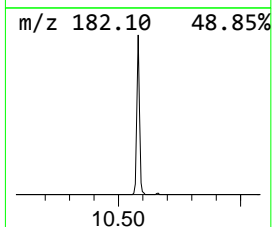
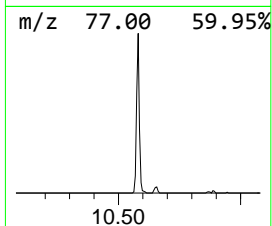
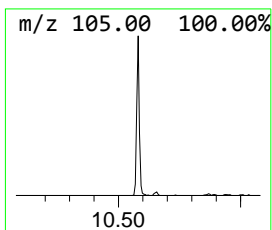
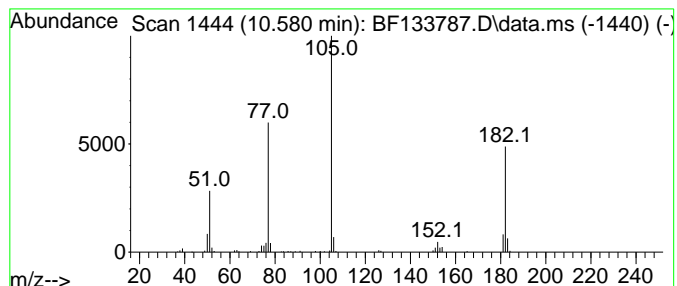
Quant Method : Z:\svoasrv\HPCHEM1\BNA_F\Methods\8270-BF060923.M
 Quant Title : ASP BNA STANDARDS FOR 5 POINT CALIBRATION

TIC Library : C:\Database\NIST20.L
 TIC Integration Parameters: LSCINT.P

 Peak Number 1 Benzophenone Concentration Rank 3

R.T.	EstConc	Area	Relative to ISTD	R.T.
10.580	2.34 ng	122389	Acenaphthene-d10	9.869

Hit#	of	Tentative ID	MW	MolForm	CAS#	Qual
1	5	Benzophenone	182	C13H10O	000119-61-9	96
2		Azobenzene	182	C12H10N2	000103-33-3	59
3		Disulfide, dibenzoyl	274	C14H10O2S2	000644-32-6	49
4		Vinyl benzoate	148	C9H8O2	000769-78-8	47
5		Benzoic acid, phenyl ester	198	C13H10O2	000093-99-2	47



Data Path : Z:\svoasrv\HPCHEM1\BNA_F\Data\BF061523\
 Data File : BF133787.D
 Acq On : 15 Jun 2023 21:52
 Operator : CG\JU
 Sample : 03117-04
 Misc :
 ALS Vial : 5 Sample Multiplier: 1

Instrument :
 BNA_F
 ClientSampleId :
 TP-2GA

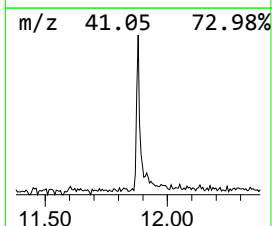
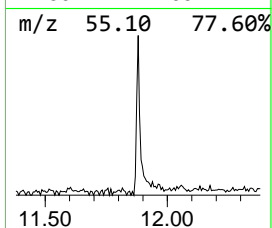
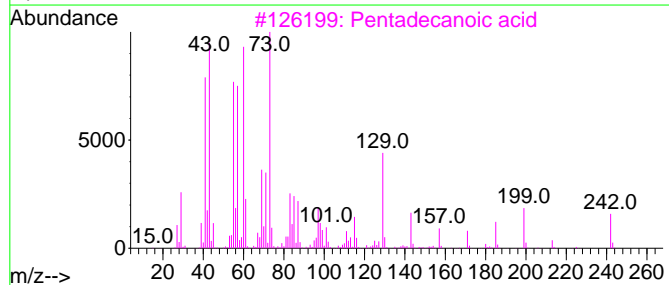
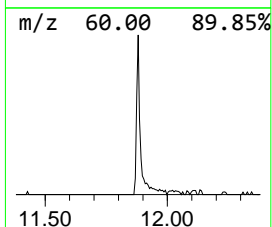
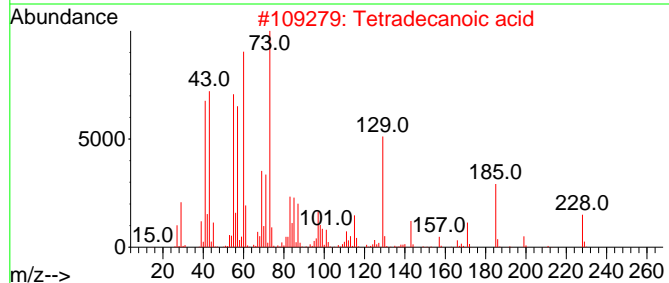
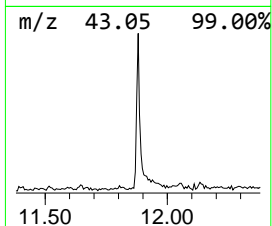
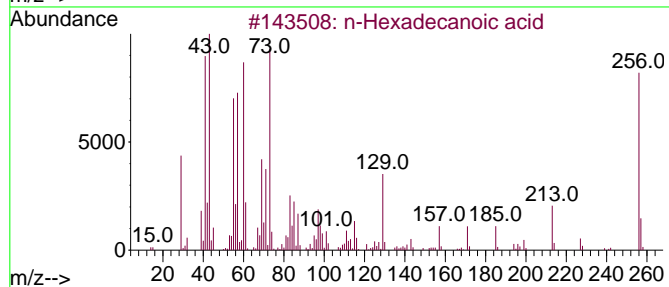
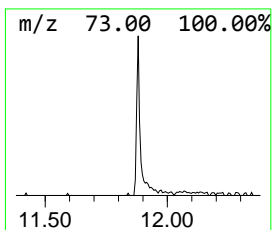
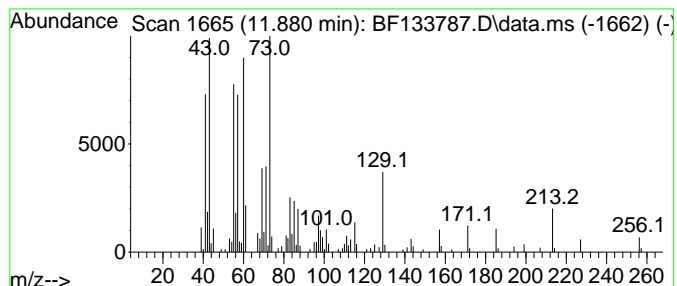
Quant Method : Z:\svoasrv\HPCHEM1\BNA_F\Methods\8270-BF060923.M
 Quant Title : ASP BNA STANDARDS FOR 5 POINT CALIBRATION

TIC Library : C:\Database\NIST20.L
 TIC Integration Parameters: LSCINT.P

 Peak Number 2 n-Hexadecanoic acid Concentration Rank 2

R.T.	EstConc	Area	Relative to ISTD	R.T.
11.880	2.50 ng	121598	Phenanthrene-d10	11.357

Hit#	of	5	Tentative ID	MW	MolForm	CAS#	Qual
1			n-Hexadecanoic acid	256	C16H32O2	000057-10-3	97
2			Tetradecanoic acid	228	C14H28O2	000544-63-8	86
3			Pentadecanoic acid	242	C15H30O2	001002-84-2	81
4			Undecanoic acid	186	C11H22O2	000112-37-8	80
5			Tridecanoic acid	214	C13H26O2	000638-53-9	68



Data Path : Z:\svoasrv\HPCHEM1\BNA_F\Data\BF061523\
 Data File : BF133787.D
 Acq On : 15 Jun 2023 21:52
 Operator : CG\JU
 Sample : 03117-04
 Misc :
 ALS Vial : 5 Sample Multiplier: 1

Instrument :
 BNA_F
 ClientSampleId :
 TP-2GA

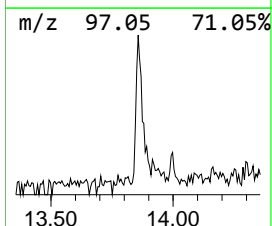
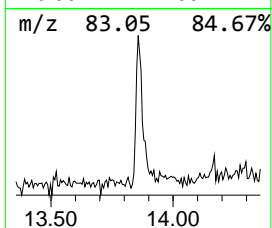
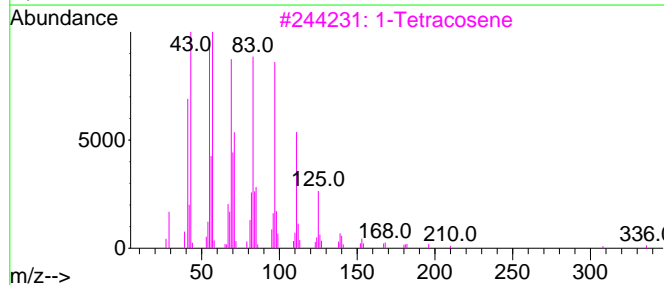
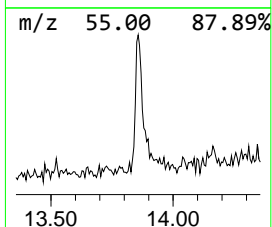
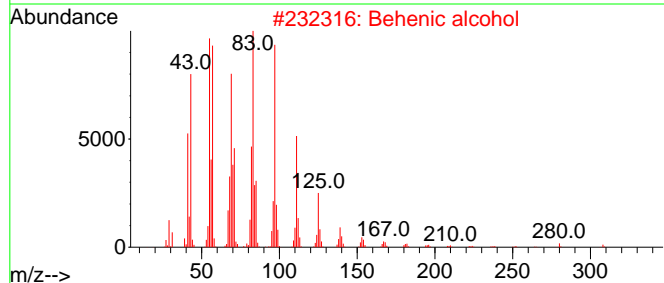
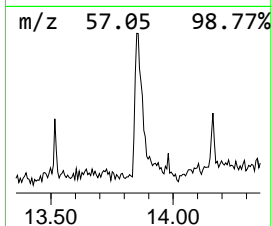
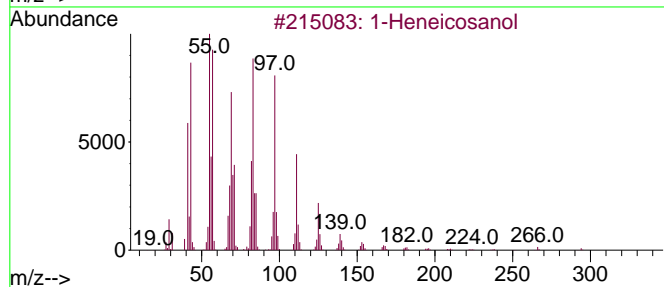
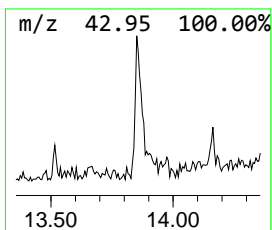
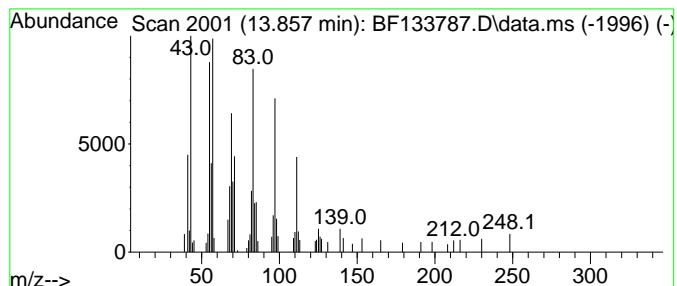
Quant Method : Z:\svoasrv\HPCHEM1\BNA_F\Methods\8270-BF060923.M
 Quant Title : ASP BNA STANDARDS FOR 5 POINT CALIBRATION

TIC Library : C:\Database\NIST20.L
 TIC Integration Parameters: LSCINT.P

 Peak Number 3 1-Heneicosanol Concentration Rank 1

R.T.	EstConc	Area	Relative to ISTD	R.T.
13.857	2.94 ng	87026	Chrysene-d12	13.998

Hit#	of 5	Tentative ID	MW	MolForm	CAS#	Qual
1		1-Heneicosanol	312	C21H44O	015594-90-8	94
2		Behenic alcohol	326	C22H46O	000661-19-8	94
3		1-Tetracosene	336	C24H48	010192-32-2	94
4		1-Hexacosene	364	C26H52	018835-33-1	94
5		Octacosanol	410	C28H58O	000557-61-9	87



Data Path : Z:\svoasrv\HPCHEM1\BNA_F\Data\BF061523\
Data File : BF133787.D
Acq On : 15 Jun 2023 21:52
Operator : CG\JU
Sample : 03117-04
Misc :
ALS Vial : 5 Sample Multiplier: 1

Instrument :
BNA_F
ClientSampleId :
TP-2GA

Quant Method : Z:\svoasrv\HPCHEM1\BNA_F\Methods\8270-BF060923.M
Quant Title : ASP BNA STANDARDS FOR 5 POINT CALIBRATION

TIC Library : C:\Database\NIST20.L
TIC Integration Parameters: LSCINT.P

TIC Top Hit name	RT	EstConc	Units	Response	--Internal Standard--			
					#	RT	Resp	Conc
Benzophenone	10.580	2.3	ng	122389	3	9.869	1047300	20.0
n-Hexadecanoic ...	11.880	2.5	ng	121598	4	11.357	973076	20.0
1-Heneicosanol	13.857	2.9	ng	87026	5	13.998	592112	20.0