

Data Path : Z:\SVOASRV\HPCHEM1\BNA F\DATA\BF070219\
 Data File : BF115373.D
 Acq On : 2 Jul 2019 21:21
 Operator : HP/JU
 Sample : K3585-12
 Misc :
 ALS Vial : 15 Sample Multiplier: 1

Instrument :
 BNA_F
 ClientSampleId :
 RM-WATER-COMP

Integration Parameters: rteint.p
 Integrator: RTE
 Smoothing : ON
 Sampling : 1
 Start Thrs: 0.2
 Stop Thrs : 0

Filtering: 5
 Min Area: 3 % of largest Peak
 Max Peaks: 100
 Peak Location: TOP

If leading or trailing edge < 100 prefer < Baseline drop else tangent >
 Peak separation: 5

Method : Z:\SVOASRV\HPCHEM1\BNA F\METHODS\8270-BF062119.M
 Title : ASP BNA STANDARDS FOR 5 POINT CALIBRATION

Signal : TIC

peak #	R.T. min	first scan	max scan	last scan	PK TY	peak height	corr. area	corr. % max.	% of total
1	3.437	250	255	269	rVB2	38479	85379	1.40%	0.161%
2	5.201	550	555	567	rBV	2398079	2405631	39.31%	4.529%
3	6.242	728	732	742	rBV	1707621	1671580	27.32%	3.147%
4	6.372	748	754	757	rBV	4309834	4243441	69.35%	7.989%
5	6.601	790	793	797	rBV	1370889	1238629	20.24%	2.332%
6	6.766	816	821	824	rBV	4291694	4304917	70.35%	8.104%
7	7.172	884	890	893	rBV	3254180	3409485	55.72%	6.419%
8	7.425	927	933	937	rBV3	59348	73806	1.21%	0.139%
9	7.631	963	968	976	rBV	78139	114197	1.87%	0.215%
10	7.889	1007	1012	1017	rBV	1664635	1539347	25.16%	2.898%
11	8.160	1055	1058	1069	rBV	183100	258540	4.23%	0.487%
12	8.642	1138	1140	1145	rVB	98948	86589	1.42%	0.163%
13	8.972	1192	1196	1199	rVB	6094352	5911022	96.60%	11.128%
14	9.101	1215	1218	1223	rVB2	102885	120037	1.96%	0.226%
15	9.360	1259	1262	1267	rBV	380321	325214	5.31%	0.612%
16	9.530	1277	1291	1293	rBV	2568619	5816557	95.06%	10.950%
17	9.636	1305	1309	1314	rBV	2157403	1886634	30.83%	3.552%
18	9.801	1334	1337	1343	rBV	84776	89914	1.47%	0.169%
19	10.425	1438	1443	1446	rBV	3352581	3382825	55.28%	6.368%
20	10.448	1446	1447	1457	rVV2	164911	241096	3.94%	0.454%
21	10.525	1457	1460	1467	rVB	80584	101889	1.67%	0.192%
22	10.995	1536	1540	1547	rBV	1667137	1336529	21.84%	2.516%
23	11.054	1547	1550	1553	rVV	471810	371100	6.06%	0.699%
24	11.113	1556	1560	1568	rVB	2228648	1933444	31.60%	3.640%
25	11.401	1593	1609	1612	rBV2	107851	448588	7.33%	0.845%
26	11.513	1626	1628	1635	rVB	51467	62270	1.02%	0.117%
27	11.624	1644	1647	1650	rVB	88781	70786	1.16%	0.133%
28	11.666	1650	1654	1661	rBV	433016	478185	7.81%	0.900%
29	11.836	1680	1683	1686	rVB	116627	98047	1.60%	0.185%
30	12.083	1719	1725	1728	rBV3	63516	68740	1.12%	0.129%
31	12.448	1784	1787	1793	rBV4	88813	141646	2.31%	0.267%
32	12.707	1825	1831	1834	rBV	5542766	6119016	100.00%	11.520%
33	13.083	1892	1895	1899	rVB	241280	197339	3.23%	0.372%
34	13.301	1928	1932	1936	rBV2	87306	119910	1.96%	0.226%

Data Path : Z:\SVOASRV\HPCHEM1\BNA F\DATA\BF070219\
 Data File : BF115373.D
 Acq On : 2 Jul 2019 21:21
 Operator : HP/JU
 Sample : K3585-12
 Misc :
 ALS Vial : 15 Sample Multiplier: 1

Instrument :
 BNA_F
 ClientSampleId :
 RM-WATER-COMP

Integration Parameters: rteint.p
 Integrator: RTE
 Smoothing : ON Filtering: 5
 Sampling : 1 Min Area: 3 % of largest Peak
 Start Thrs: 0.2 Max Peaks: 100
 Stop Thrs : 0 Peak Location: TOP

If leading or trailing edge < 100 prefer < Baseline drop else tangent >
 Peak separation: 5

Method : Z:\SVOASRV\HPCHEM1\BNA F\METHODS\8270-BF062119.M
 Title : ASP BNA STANDARDS FOR 5 POINT CALIBRATION

35	13.389	1945	1947	1957	rVB4	44859	94742	1.55%	0.178%
36	13.624	1984	1987	1991	rVB	130632	113491	1.85%	0.214%
37	13.736	1999	2006	2025	rBV	1569416	1605219	26.23%	3.022%
38	13.936	2037	2040	2049	rVB	197773	187891	3.07%	0.354%
39	14.242	2089	2092	2096	rBV	250637	206536	3.38%	0.389%
40	14.536	2138	2142	2150	rVB	258502	225673	3.69%	0.425%
41	14.836	2189	2193	2198	rBV	202138	214293	3.50%	0.403%
42	15.107	2234	2239	2246	rBV	1128452	1312176	21.44%	2.470%
43	15.177	2247	2251	2257	rVB	155224	187973	3.07%	0.354%
44	15.560	2312	2316	2321	rBV	102588	133144	2.18%	0.251%
45	16.001	2386	2391	2396	rBV	52057	85136	1.39%	0.160%

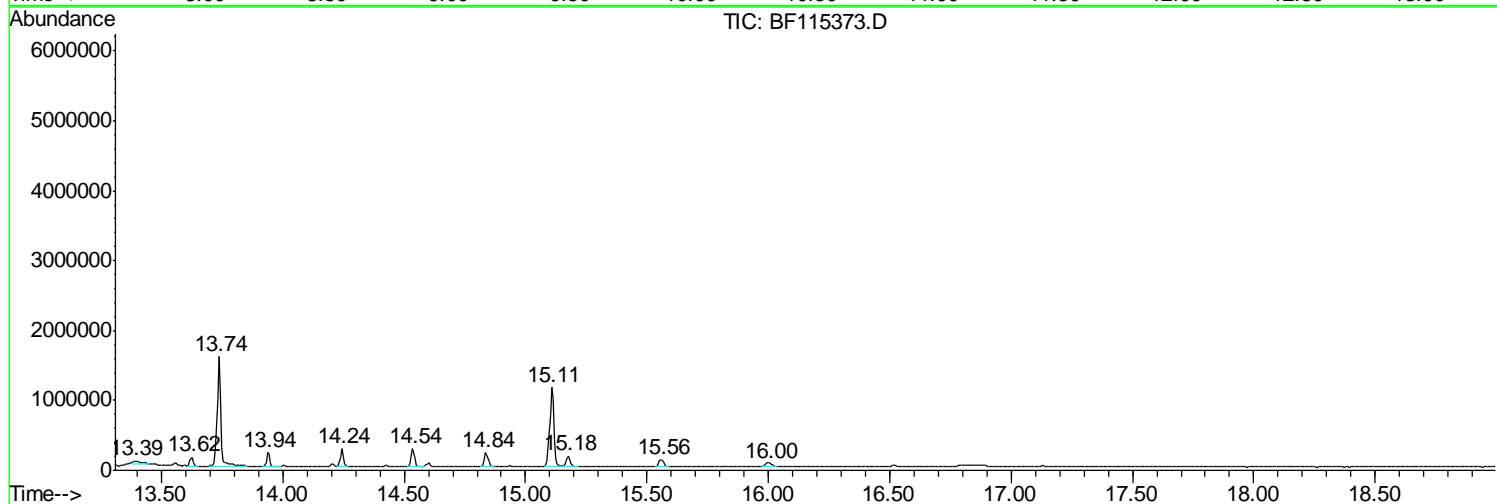
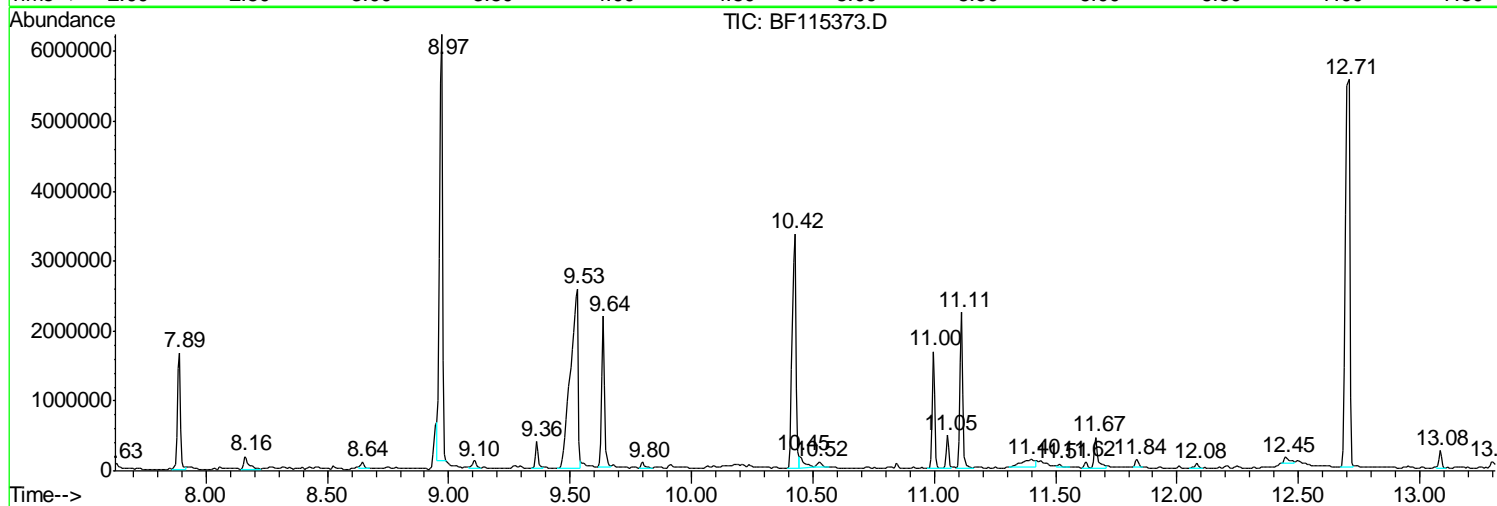
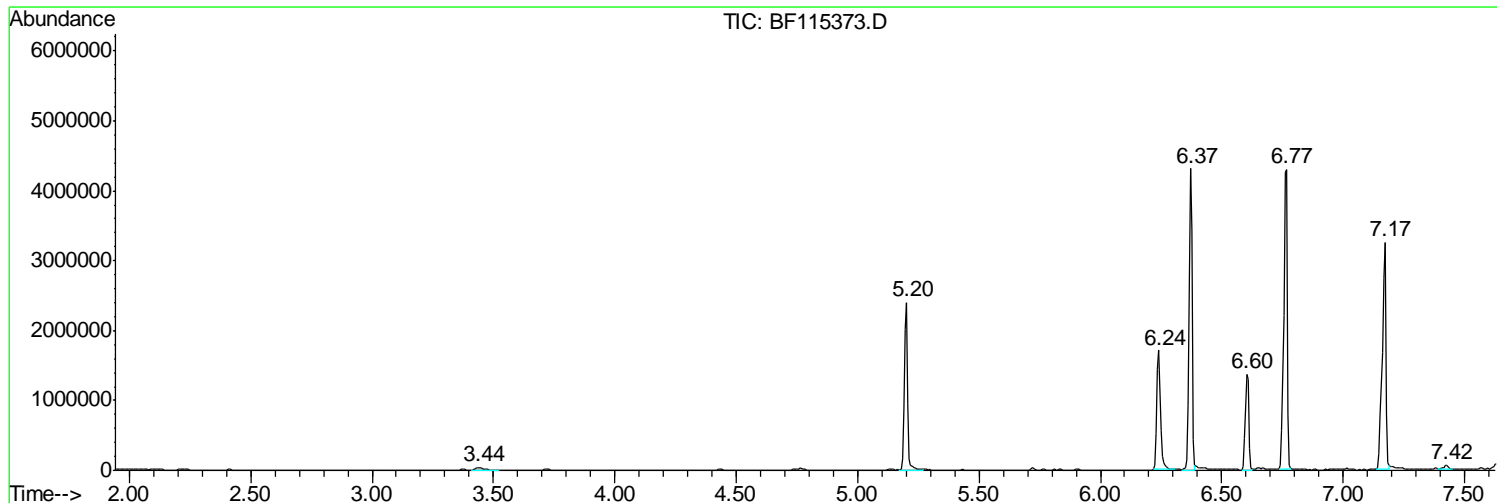
Sum of corrected areas: 53118603

Data Path : Z:\SVOASRV\HPCHEM1\BNA F\DATA\BF070219\
 Data File : BF115373.D
 Acq On : 2 Jul 2019 21:21
 Operator : HP/JU
 Sample : K3585-12
 Misc :
 ALS Vial : 15 Sample Multiplier: 1

Instrument :
 BNA_F
 ClientSampleId :
 RM-WATER-COMP

Quant Method : Z:\SVOASRV\HPCHEM1\BNA F\METHODS\8270-BF062119.M
 Quant Title : ASP BNA STANDARDS FOR 5 POINT CALIBRATION

TIC Library : C:\DATABASE\NIST11.L
 TIC Integration Parameters: LSCINT.P



Data Path : Z:\SVOASRV\HPCHEM1\BNA F\DATA\BF070219\
 Data File : BF115373.D
 Acq On : 2 Jul 2019 21:21
 Operator : HP/JU
 Sample : K3585-12
 Misc :
 ALS Vial : 15 Sample Multiplier: 1

Instrument :
 BNA_F
 ClientSampleID :
 RM-WATER-COMP

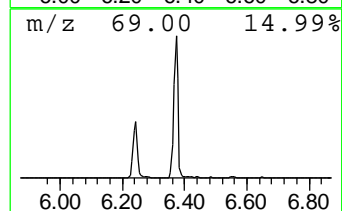
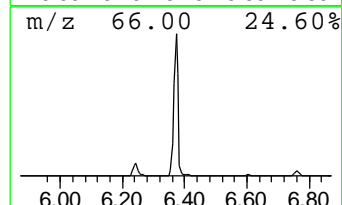
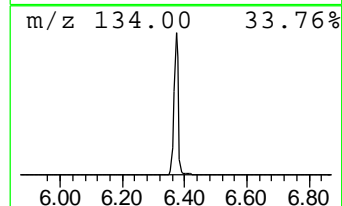
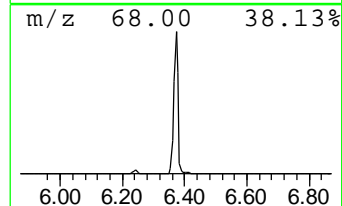
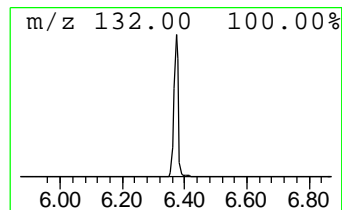
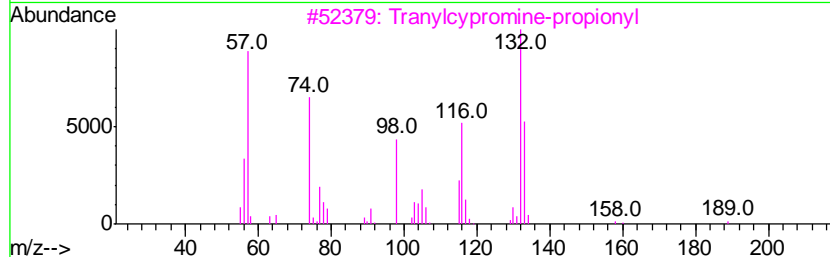
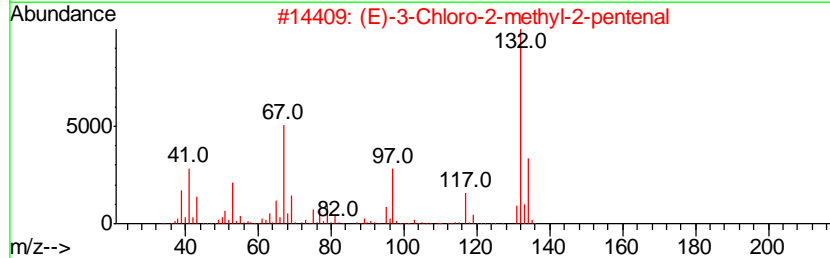
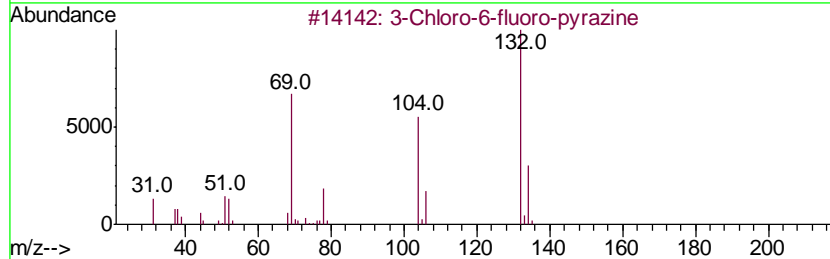
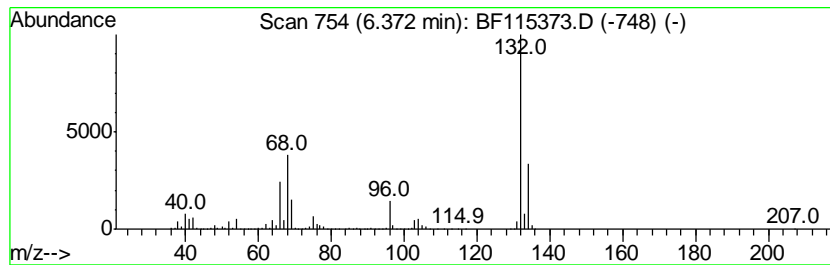
Quant Method : Z:\SVOASRV\HPCHEM1\BNA F\METHODS\8270-BF062119.M
 Quant Title : ASP BNA STANDARDS FOR 5 POINT CALIBRATION

TIC Library : C:\DATABASE\NIST11.L
 TIC Integration Parameters: LSCINT.P

 Peak Number 1 unknown6.37 Concentration Rank 2

R.T.	EstConc	Area	Relative to ISTD	R.T.
6.37	68.52 ng	4243440	1,4-Dichlorobenzene-d4	6.61

Hit#	of	Tentative ID	MW	MolForm	CAS#	Qual
1	5	3-Chloro-6-fluoro-pyrazine	132	C4H2ClFN2	1000146-10-7	27
2		(E)-3-Chloro-2-methyl-2-pentenal	132	C6H9ClO	031357-76-3	16
3		Tranylcypromine-propionyl	189	C12H15NO	1000123-86-3	12
4		5-Aminoindole	132	C8H8N2	005192-03-0	12
5		1H-Benzimidazole, 2-methyl-	132	C8H8N2	000615-15-6	9



Data Path : Z:\SVOASRV\HPCHEM1\BNA F\DATA\BF070219\
 Data File : BF115373.D
 Acq On : 2 Jul 2019 21:21
 Operator : HP/JU
 Sample : K3585-12
 Misc :
 ALS Vial : 15 Sample Multiplier: 1

Instrument :
 BNA_F
 ClientSampleId :
 RM-WATER-COMP

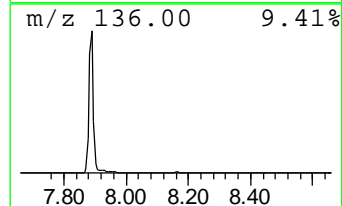
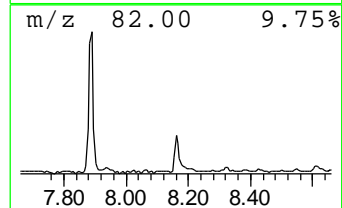
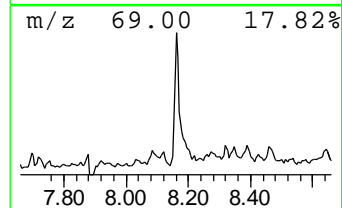
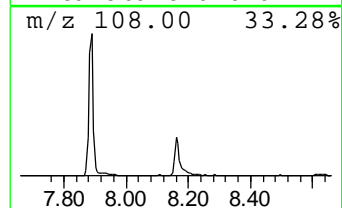
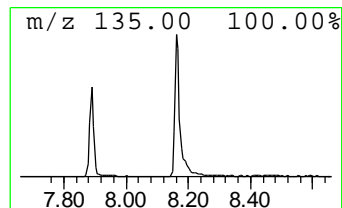
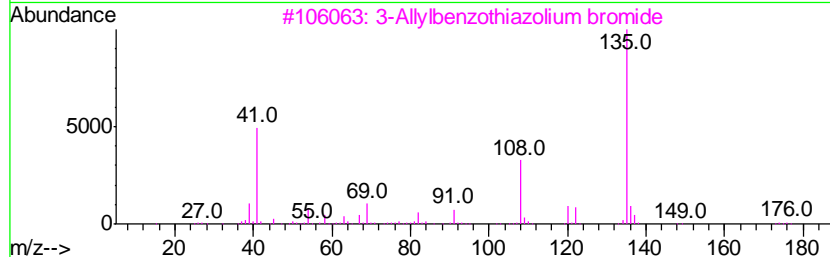
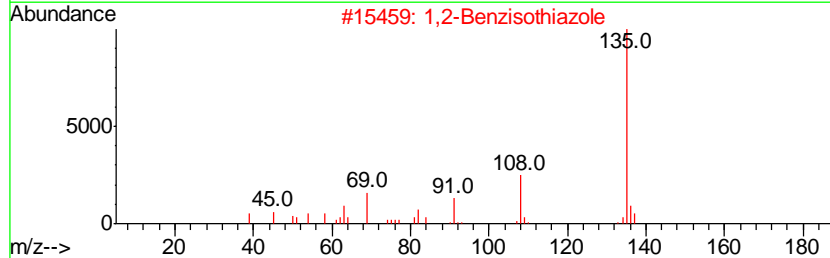
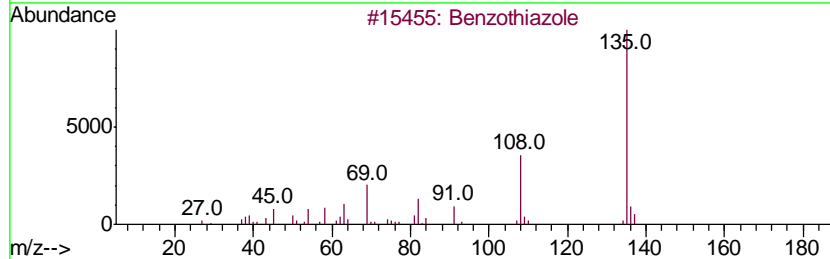
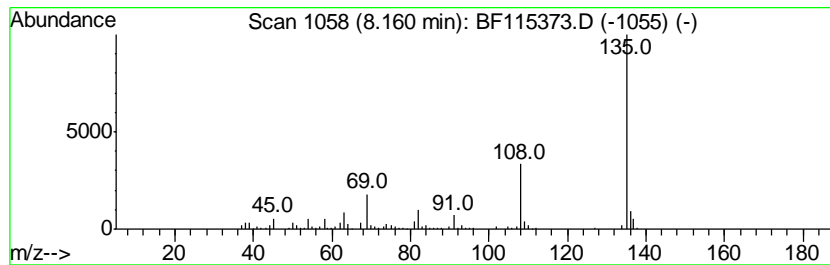
Quant Method : Z:\SVOASRV\HPCHEM1\BNA F\METHODS\8270-BF062119.M
 Quant Title : ASP BNA STANDARDS FOR 5 POINT CALIBRATION

TIC Library : C:\DATABASE\NIST11.L
 TIC Integration Parameters: LSCINT.P

 Peak Number 3 Benzothiazole Concentration Rank 9

R.T.	EstConc	Area	Relative to ISTD	R.T.
8.16	3.36 ng	258540	Naphthalene-d8	7.89

Hit#	of	Tentative ID	MW	MolForm	CAS#	Qual
1	5	Benzothiazole	135	C7H5NS	000095-16-9	97
2		1,2-Benzisothiazole	135	C7H5NS	000272-16-2	90
3		3-Allylbenzothiazolium bromide	255	C10H10BrNS	016407-55-9	83
4		1H-Pyrazolo[3,4-d]pyrimidin-4-amine	135	C5H5N5	002380-63-4	64
5		Septacidin aminonucleoside	326	C12H18N6O5	003059-05-0	59



Data Path : Z:\SVOASRV\HPCHEM1\BNA F\DATA\BF070219\
 Data File : BF115373.D
 Acq On : 2 Jul 2019 21:21
 Operator : HP/JU
 Sample : K3585-12
 Misc :
 ALS Vial : 15 Sample Multiplier: 1

Instrument :
 BNA_F
 ClientSampleID :
 RM-WATER-COMP

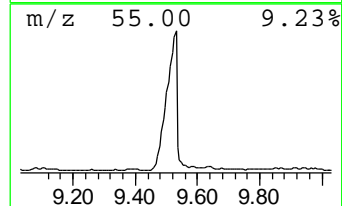
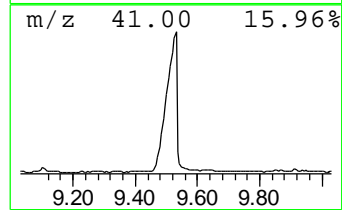
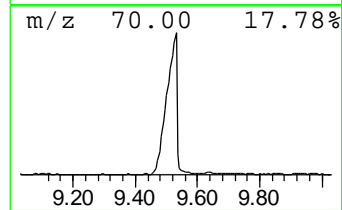
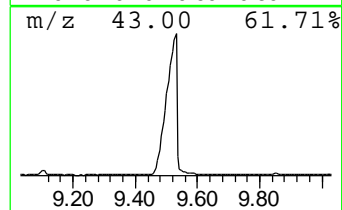
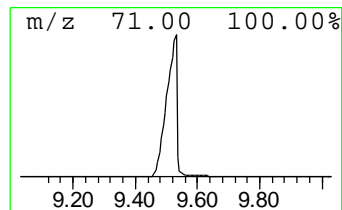
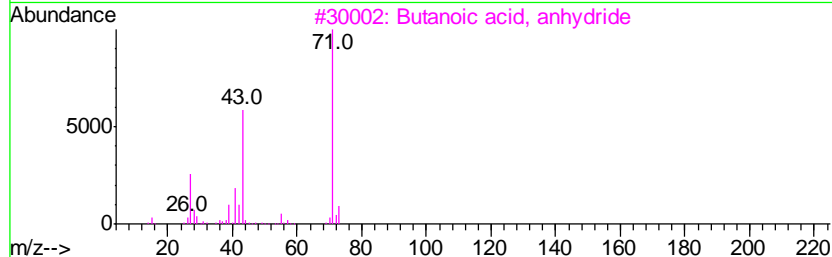
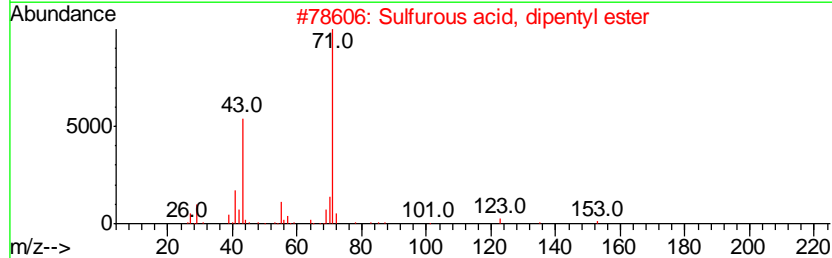
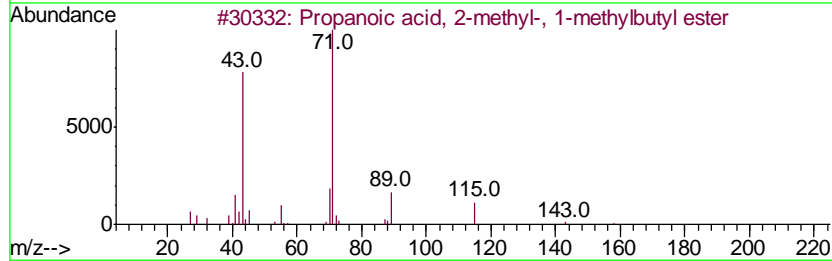
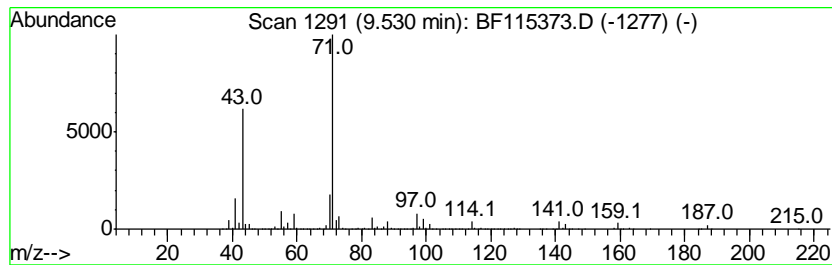
Quant Method : Z:\SVOASRV\HPCHEM1\BNA F\METHODS\8270-BF062119.M
 Quant Title : ASP BNA STANDARDS FOR 5 POINT CALIBRATION

TIC Library : C:\DATABASE\NIST11.L
 TIC Integration Parameters: LSCINT.P

 Peak Number 4 Propanoic acid, 2-methyl-, ... Concentration Rank 3

R.T.	EstConc	Area	Relative to ISTD	R.T.
9.53	61.66 ng	5816560	Acenaphthene-d10	9.64

Hit#	of	Tentative ID	MW	MolForm	CAS#	Qual
1	5	Propanoic acid, 2-methyl-, 1-met...	158	C9H18O2	054340-93-1	59
2		Sulfurous acid, dipentyl ester	222	C10H22O3S	1000309-13-9	53
3		Butanoic acid, anhydride	158	C8H14O3	000106-31-0	53
4		trans-2-Methyl-4-hexen-3-ol	114	C7H14O	096346-76-8	53
5		Tripentyl orthoformate	274	C16H34O3	000637-42-3	50



Data Path : Z:\SVOASRV\HPCHEM1\BNA F\DATA\BF070219\
 Data File : BF115373.D
 Acq On : 2 Jul 2019 21:21
 Operator : HP/JU
 Sample : K3585-12
 Misc :
 ALS Vial : 15 Sample Multiplier: 1

Instrument :
 BNA_F
 ClientSampleId :
 RM-WATER-COMP

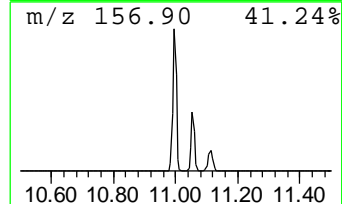
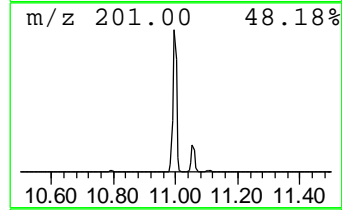
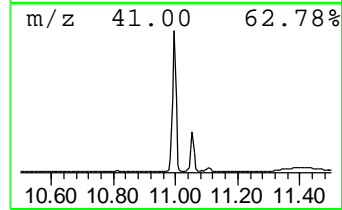
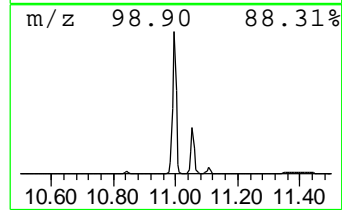
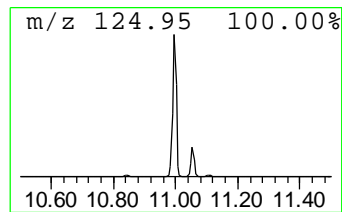
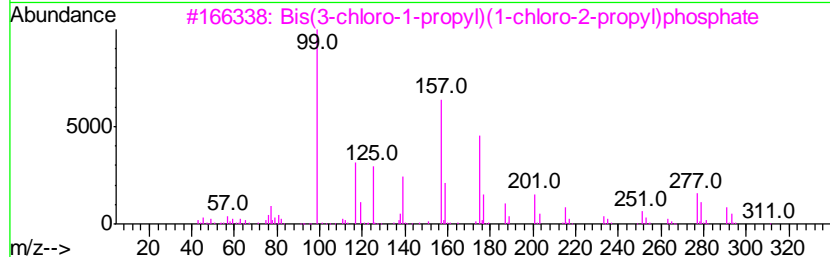
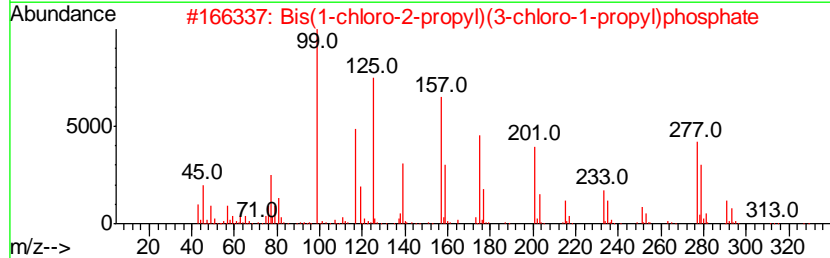
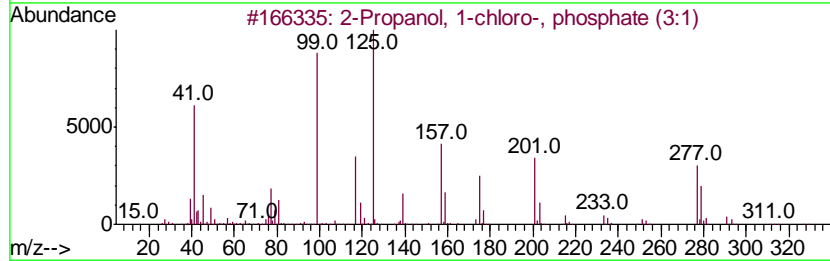
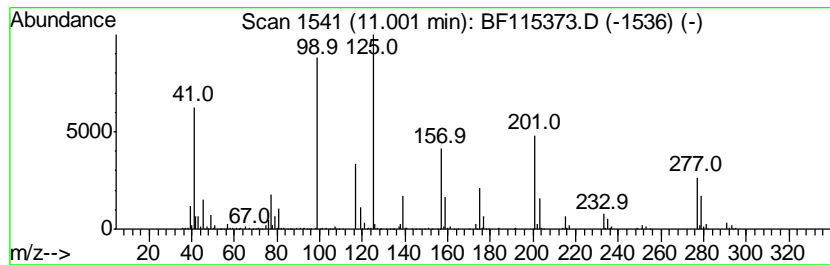
Quant Method : Z:\SVOASRV\HPCHEM1\BNA F\METHODS\8270-BF062119.M
 Quant Title : ASP BNA STANDARDS FOR 5 POINT CALIBRATION

TIC Library : C:\DATABASE\NIST11.L
 TIC Integration Parameters: LSCINT.P

 Peak Number 5 2-Propanol, 1-chloro-, phos... Concentration Rank 4

R.T.	EstConc	Area	Relative to ISTD	R.T.
11.00	13.83 ng	1336530	Phenanthrene-d10	11.11

Hit#	of	Tentative ID	MW	MolForm	CAS#	Qual
1	5	2-Propanol, 1-chloro-, phosphate...	326	C9H18Cl3O4P	013674-84-5	90
2		Bis(1-chloro-2-propyl)(3-chloro-...	326	C9H18Cl3O4P	137909-40-1	49
3		Bis(3-chloro-1-propyl)(1-chloro-...	326	C9H18Cl3O4P	137888-35-8	38
4		Tris(3-chloropropyl) phosphate	326	C9H18Cl3O4P	001067-98-7	10
5		DL-Alloisoleucine, N-acetyl-	173	C8H15NO3	033601-90-0	9



Data Path : Z:\SVOASRV\HPCHEM1\BNA F\DATA\BF070219\
 Data File : BF115373.D
 Acq On : 2 Jul 2019 21:21
 Operator : HP/JU
 Sample : K3585-12
 Misc :
 ALS Vial : 15 Sample Multiplier: 1

Instrument :
 BNA_F
 ClientSampleId :
 RM-WATER-COMP

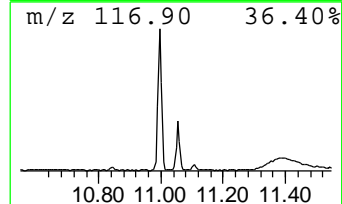
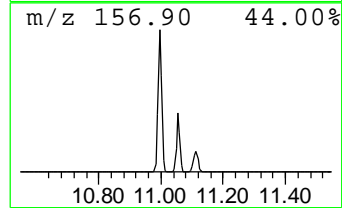
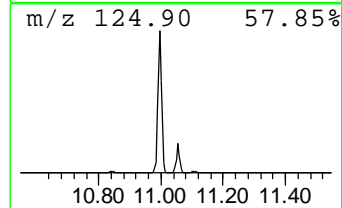
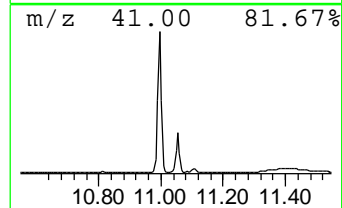
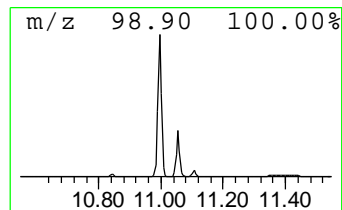
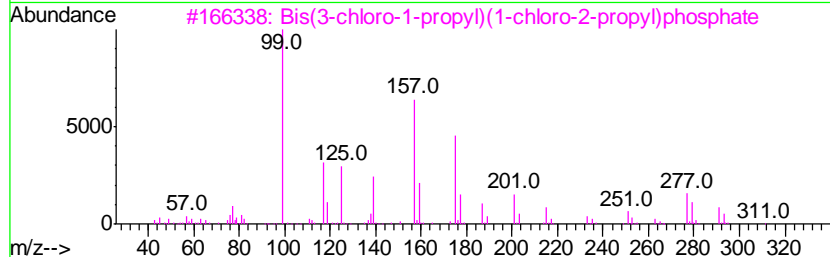
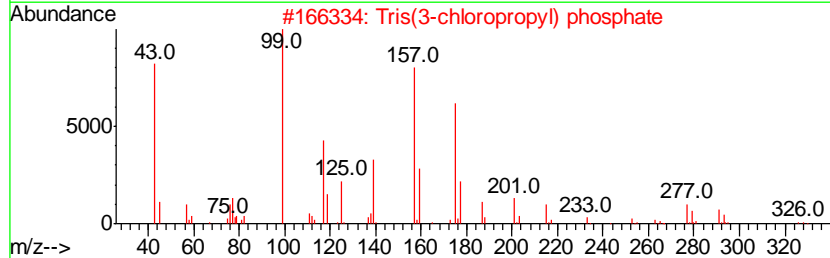
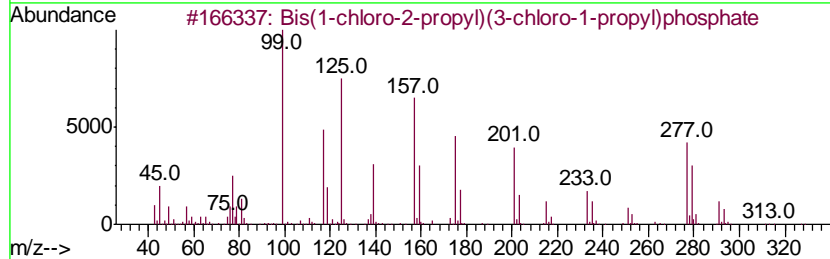
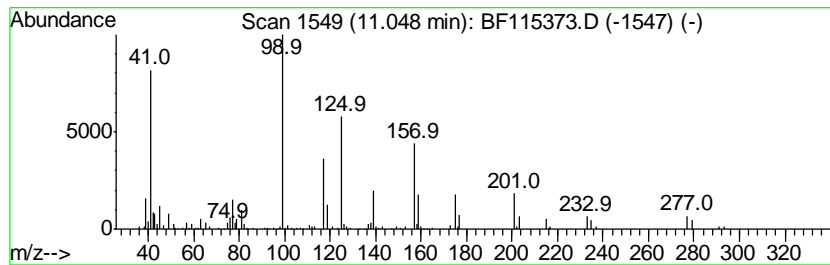
Quant Method : Z:\SVOASRV\HPCHEM1\BNA F\METHODS\8270-BF062119.M
 Quant Title : ASP BNA STANDARDS FOR 5 POINT CALIBRATION

TIC Library : C:\DATABASE\NIST11.L
 TIC Integration Parameters: LSCINT.P

 Peak Number 6 Bis(1-chloro-2-propyl)(3-ch... Concentration Rank 7

R.T.	EstConc	Area	Relative to ISTD	R.T.
11.05	3.84 ng	371100	Phenanthrene-d10	11.11

Hit#	of	Tentative ID	MW	MolForm	CAS#	Qual
1	5	Bis(1-chloro-2-propyl)(3-chloro-...	326	C9H18Cl3O4P	137909-40-1	87
2		Tris(3-chloropropyl) phosphate	326	C9H18Cl3O4P	001067-98-7	40
3		Bis(3-chloro-1-propyl)(1-chloro-...	326	C9H18Cl3O4P	137888-35-8	39
4		2-Propanol, 1-chloro-, phosphate...	326	C9H18Cl3O4P	013674-84-5	23
5		2-Butyl methylphosphonofluoridate	154	C5H12FO2P	000352-52-3	17



Data Path : Z:\SVOASRV\HPCHEM1\BNA F\DATA\BF070219\
 Data File : BF115373.D
 Acq On : 2 Jul 2019 21:21
 Operator : HP/JU
 Sample : K3585-12
 Misc :
 ALS Vial : 15 Sample Multiplier: 1

Instrument :
 BNA_F
 ClientSampleId :
 RM-WATER-COMP

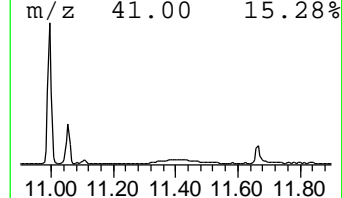
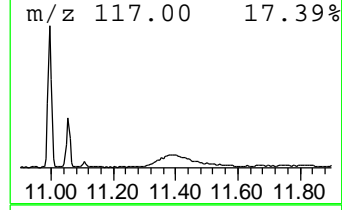
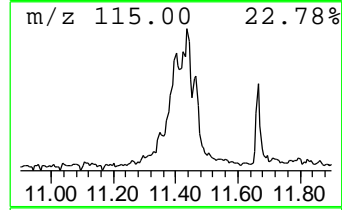
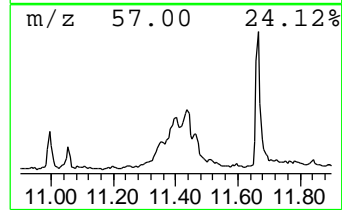
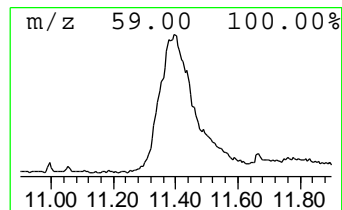
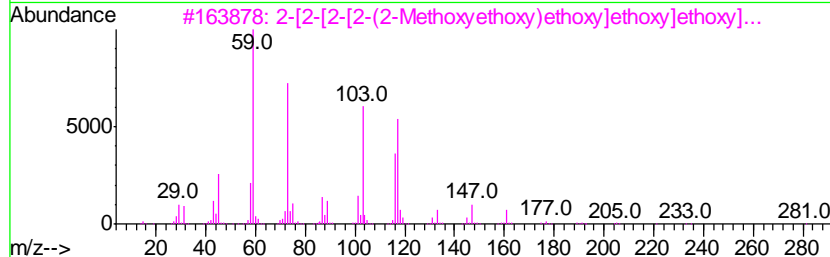
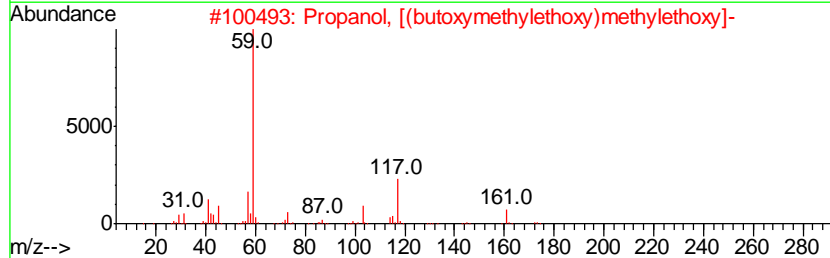
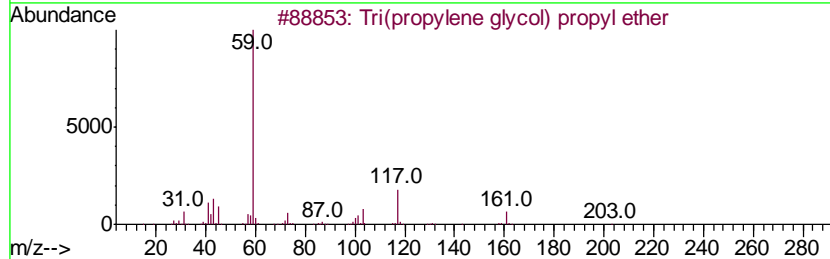
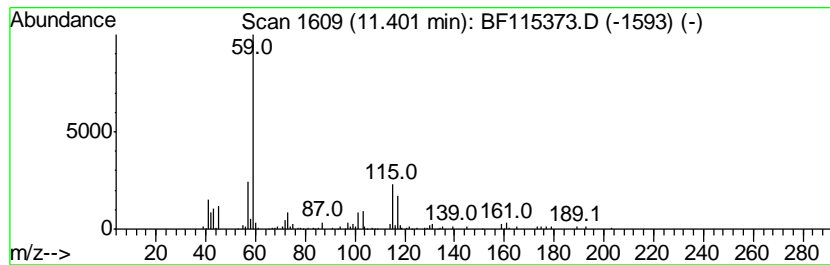
Quant Method : Z:\SVOASRV\HPCHEM1\BNA F\METHODS\8270-BF062119.M
 Quant Title : ASP BNA STANDARDS FOR 5 POINT CALIBRATION

TIC Library : C:\DATABASE\NIST11.L
 TIC Integration Parameters: LSCINT.P

 Peak Number 7 Tri(propylene glycol) propyl... Concentration Rank 6

R.T.	EstConc	Area	Relative to ISTD	R.T.
11.40	4.64 ng	448588	Phenanthrene-d10	11.11

Hit#	of	Tentative ID	MW	MolForm	CAS#	Qual
1	5	Tri(propylene glycol) propyl ether	234	C12H26O4	096077-04-2	64
2		Propanol, [(butoxymethylethoxy)m...	248	C13H28O4	055934-93-5	64
3		2-[2-[2-[2-(2-Methoxyethoxy)etho...	324	C14H32O6Si	1000352-07-5	59
4		1-Propanol, 2-(2-methoxypropoxy)-	148	C7H16O3	013588-28-8	50
5		s-Trioxane, 2,4,6-triethyl-	174	C9H18O3	002396-42-1	50



Data Path : Z:\SVOASRV\HPCHEM1\BNA F\DATA\BF070219\
 Data File : BF115373.D
 Acq On : 2 Jul 2019 21:21
 Operator : HP/JU
 Sample : K3585-12
 Misc :
 ALS Vial : 15 Sample Multiplier: 1

Instrument :
 BNA_F
 ClientSampleId :
 RM-WATER-COMP

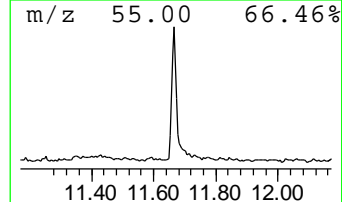
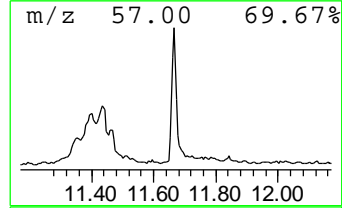
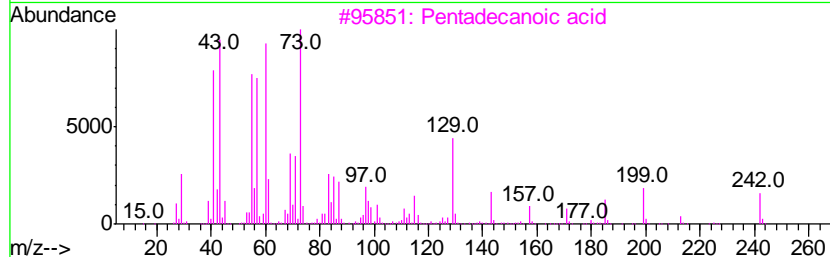
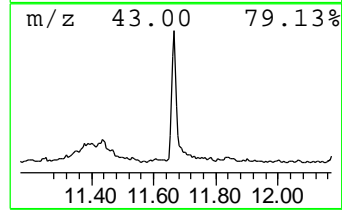
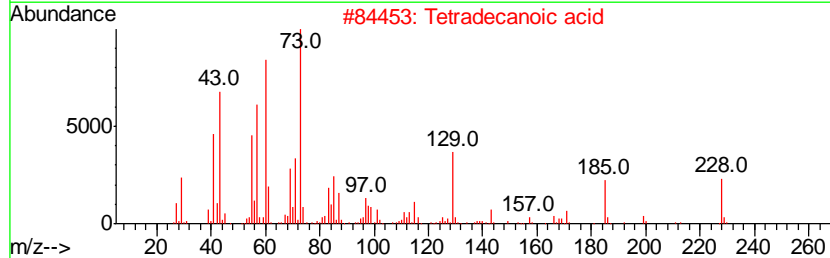
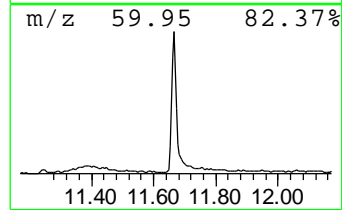
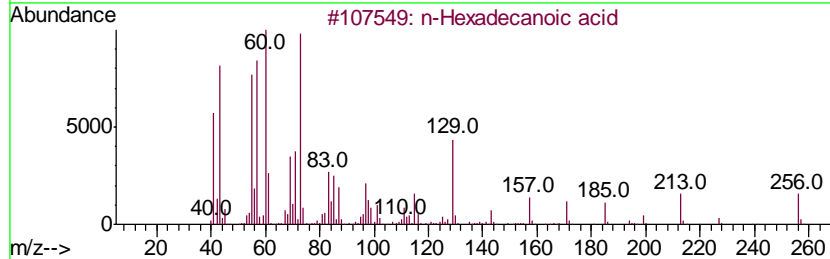
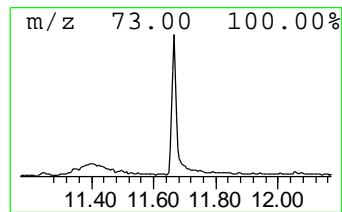
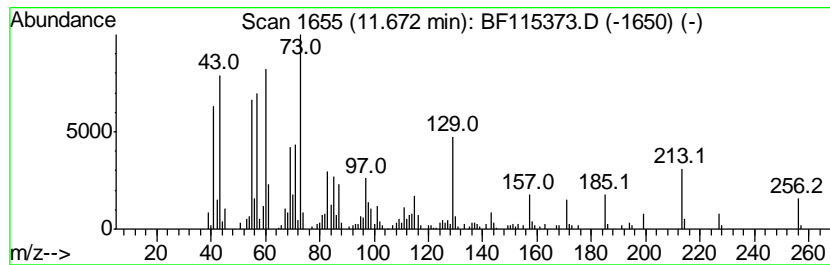
Quant Method : Z:\SVOASRV\HPCHEM1\BNA F\METHODS\8270-BF062119.M
 Quant Title : ASP BNA STANDARDS FOR 5 POINT CALIBRATION

TIC Library : C:\DATABASE\NIST11.L
 TIC Integration Parameters: LSCINT.P

 Peak Number 8 n-Hexadecanoic acid Concentration Rank 5

R.T.	EstConc	Area	Relative to ISTD	R.T.
11.67	4.95 ng	478185	Phenanthrene-d10	11.11

Hit#	of	Tentative ID	MW	MolForm	CAS#	Qual
1	5	n-Hexadecanoic acid	256	C16H32O2	000057-10-3	99
2		Tetradecanoic acid	228	C14H28O2	000544-63-8	91
3		Pentadecanoic acid	242	C15H30O2	001002-84-2	90
4		Tridecanoic acid	214	C13H26O2	000638-53-9	90
5		n-Decanoic acid	172	C10H20O2	000334-48-5	70



Data Path : Z:\SVOASRV\HPCHEM1\BNA F\DATA\BF070219\
 Data File : BF115373.D
 Acq On : 2 Jul 2019 21:21
 Operator : HP/JU
 Sample : K3585-12
 Misc :
 ALS Vial : 15 Sample Multiplier: 1

Instrument :
 BNA_F
 ClientSampleId :
 RM-WATER-COMP

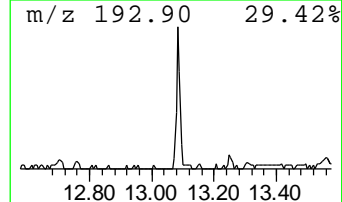
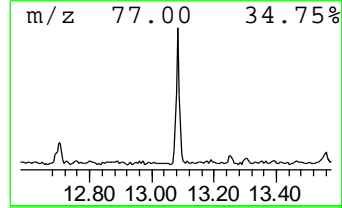
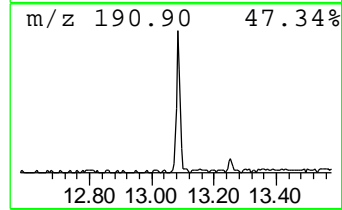
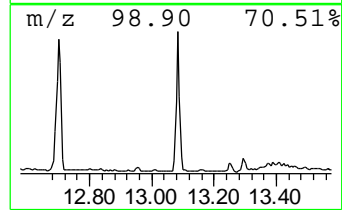
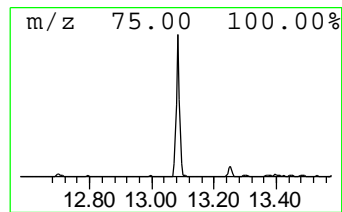
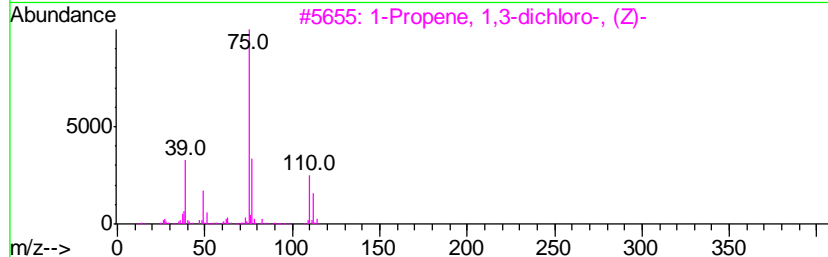
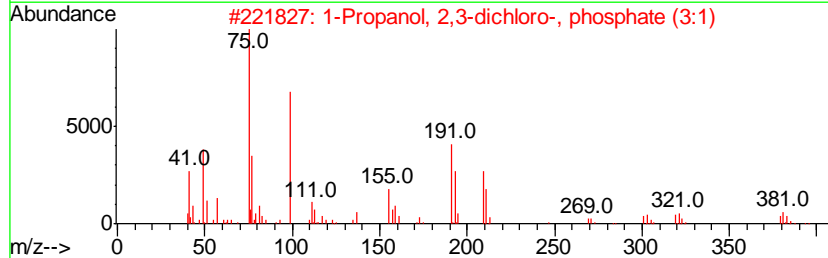
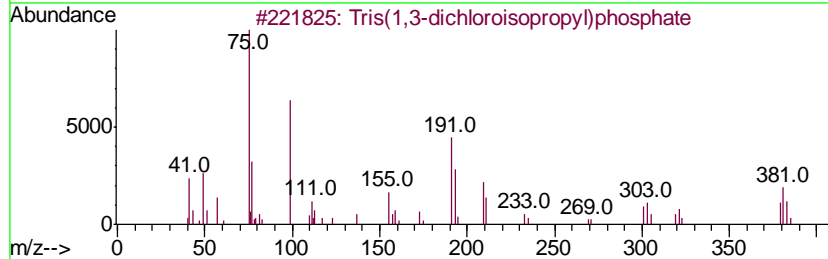
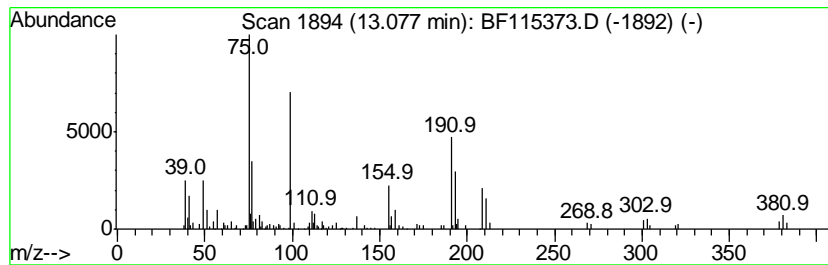
Quant Method : Z:\SVOASRV\HPCHEM1\BNA F\METHODS\8270-BF062119.M
 Quant Title : ASP BNA STANDARDS FOR 5 POINT CALIBRATION

TIC Library : C:\DATABASE\NIST11.L
 TIC Integration Parameters: LSCINT.P

 Peak Number 9 Tris(1,3-dichloroisopropyl)... Concentration Rank 13

R.T.	EstConc	Area	Relative to ISTD	R.T.
13.08	2.46 ng	197339	Chrysene-d12	13.74

Hit#	of	Tentative ID	MW	MolForm	CAS#	Qual
1	5	Tris(1,3-dichloroisopropyl)phosp...	428	C9H15Cl6O4P	013674-87-8	91
2		1-Propanol, 2,3-dichloro-, phosph...	428	C9H15Cl6O4P	000078-43-3	53
3		1-Propene, 1,3-dichloro-, (Z)-	110	C3H4Cl2	010061-01-5	38
4		Propane, 2,2'-oxybis[1,3-dichloro-	238	C6H10Cl4O	059440-89-0	25
5		Propane, 1,2,3-trichloro-	146	C3H5Cl3	000096-18-4	23



Data Path : Z:\SVOASRV\HPCHEM1\BNA F\DATA\BF070219\
 Data File : BF115373.D
 Acq On : 2 Jul 2019 21:21
 Operator : HP/JU
 Sample : K3585-12
 Misc :
 ALS Vial : 15 Sample Multiplier: 1

Instrument :
 BNA_F
 ClientSampleId :
 RM-WATER-COMP

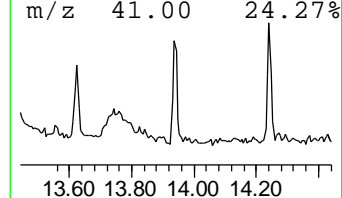
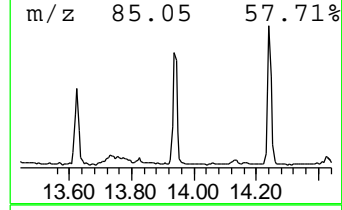
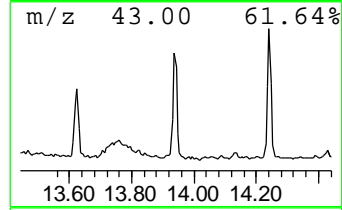
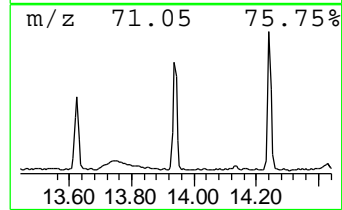
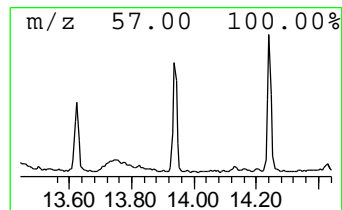
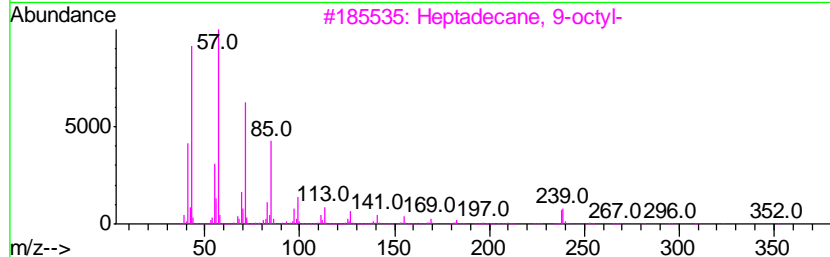
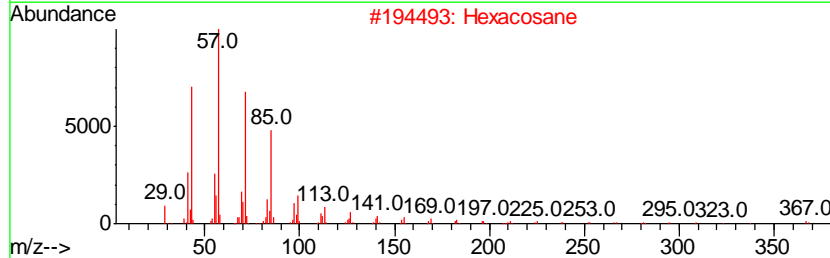
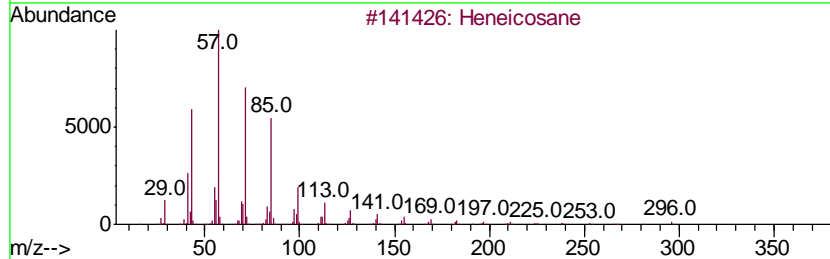
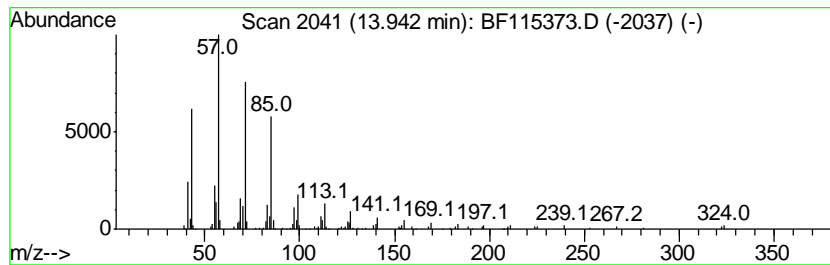
Quant Method : Z:\SVOASRV\HPCHEM1\BNA F\METHODS\8270-BF062119.M
 Quant Title : ASP BNA STANDARDS FOR 5 POINT CALIBRATION

TIC Library : C:\DATABASE\NIST11.L
 TIC Integration Parameters: LSCINT.P

 Peak Number 10 Heneicosane Concentration Rank 14

R.T.	EstConc	Area	Relative to ISTD	R.T.
13.94	2.34 ng	187891	Chrysene-d12	13.74

Hit#	of	Tentative ID	MW	MolForm	CAS#	Qual
1	5	Heneicosane	296	C21H44	000629-94-7	91
2		Hexacosane	366	C26H54	000630-01-3	91
3		Heptadecane, 9-octyl-	352	C25H52	007225-64-1	91
4		2-Bromotetradecane	276	C14H29Br	074036-95-6	90
5		Heptadecane	240	C17H36	000629-78-7	90



Data Path : Z:\SVOASRV\HPCHEM1\BNA F\DATA\BF070219\
 Data File : BF115373.D
 Acq On : 2 Jul 2019 21:21
 Operator : HP/JU
 Sample : K3585-12
 Misc :
 ALS Vial : 15 Sample Multiplier: 1

Instrument :
 BNA_F
 ClientSampleId :
 RM-WATER-COMP

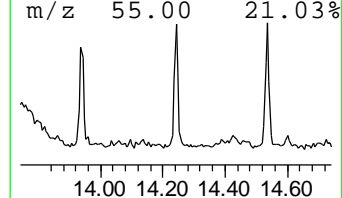
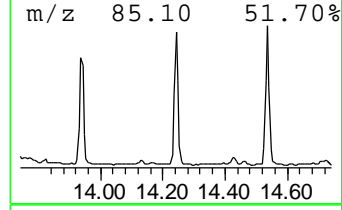
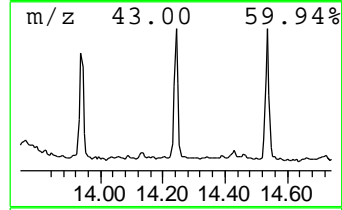
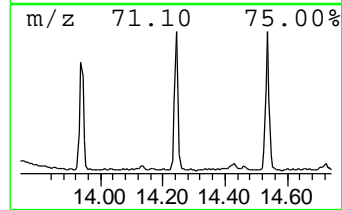
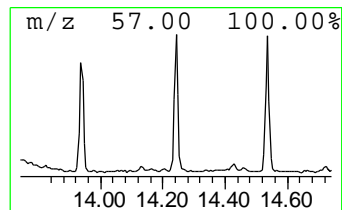
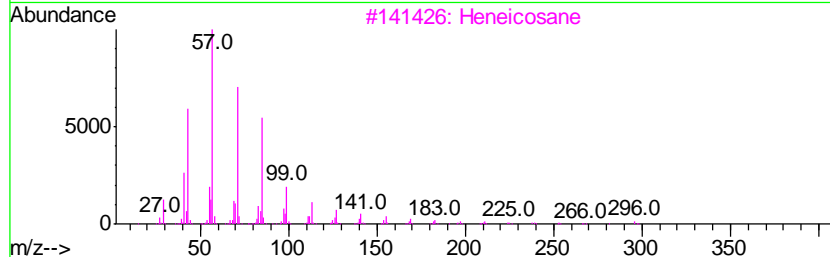
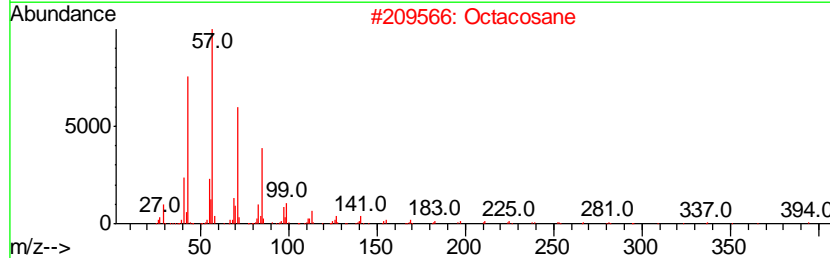
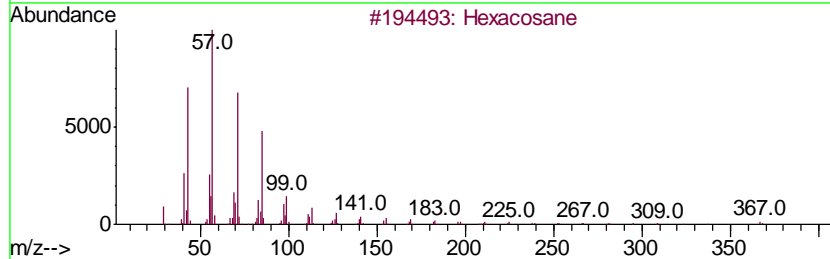
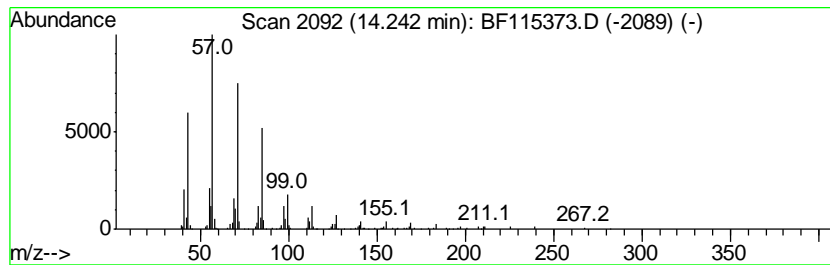
Quant Method : Z:\SVOASRV\HPCHEM1\BNA F\METHODS\8270-BF062119.M
 Quant Title : ASP BNA STANDARDS FOR 5 POINT CALIBRATION

TIC Library : C:\DATABASE\NIST11.L
 TIC Integration Parameters: LSCINT.P

 Peak Number 11 Hexacosane Concentration Rank 12

R.T.	EstConc	Area	Relative to ISTD	R.T.
14.24	2.57 ng	206536	Chrysene-d12	13.74

Hit#	of	Tentative ID	MW	MolForm	CAS#	Qual
1	5	Hexacosane	366	C26H54	000630-01-3	94
2		Octacosane	394	C28H58	000630-02-4	91
3		Heneicosane	296	C21H44	000629-94-7	91
4		Heptadecane	240	C17H36	000629-78-7	91
5		Heptacosane	380	C27H56	000593-49-7	91



Data Path : Z:\SVOASRV\HPCHEM1\BNA F\DATA\BF070219\
 Data File : BF115373.D
 Acq On : 2 Jul 2019 21:21
 Operator : HP/JU
 Sample : K3585-12
 Misc :
 ALS Vial : 15 Sample Multiplier: 1

Instrument :
 BNA_F
 ClientSampleId :
 RM-WATER-COMP

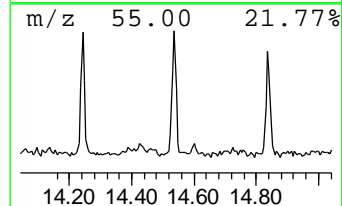
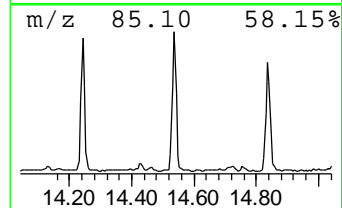
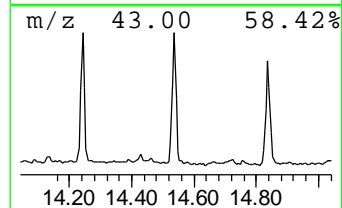
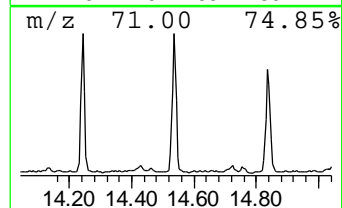
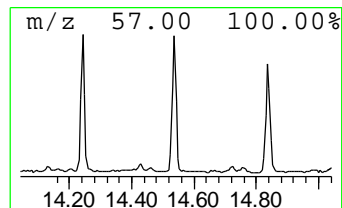
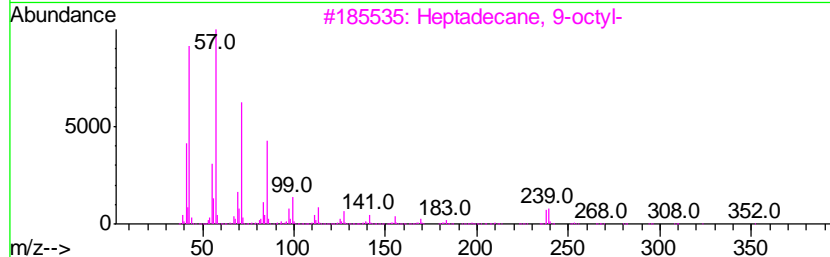
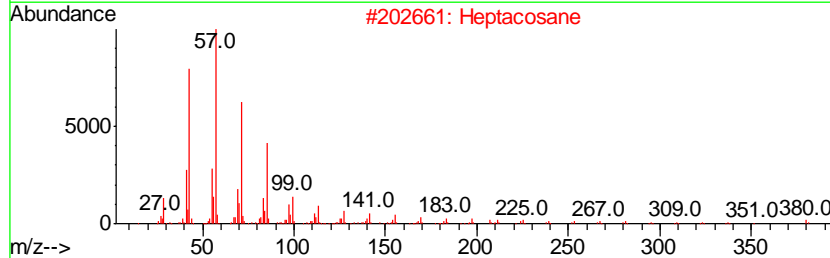
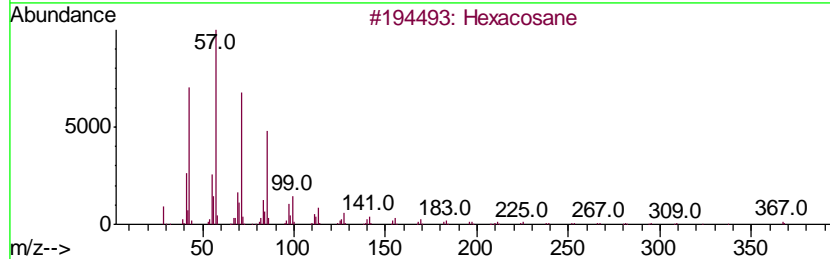
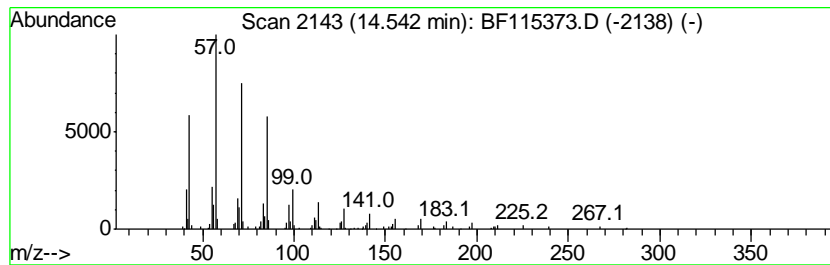
Quant Method : Z:\SVOASRV\HPCHEM1\BNA F\METHODS\8270-BF062119.M
 Quant Title : ASP BNA STANDARDS FOR 5 POINT CALIBRATION

TIC Library : C:\DATABASE\NIST11.L
 TIC Integration Parameters: LSCINT.P

 Peak Number 12 Heptacosane Concentration Rank 8

R.T.	EstConc	Area	Relative to ISTD	R.T.
14.54	3.44 ng	225673	Perylene-d12	15.11

Hit#	of	Tentative ID	MW	MolForm	CAS#	Qual
1	5	Hexacosane	366	C26H54	000630-01-3	94
2		Heptacosane	380	C27H56	000593-49-7	91
3		Heptadecane, 9-octyl-	352	C25H52	007225-64-1	91
4		Octacosane	394	C28H58	000630-02-4	91
5		Heneicosane	296	C21H44	000629-94-7	91



Data Path : Z:\SVOASRV\HPCHEM1\BNA F\DATA\BF070219\
 Data File : BF115373.D
 Acq On : 2 Jul 2019 21:21
 Operator : HP/JU
 Sample : K3585-12
 Misc :
 ALS Vial : 15 Sample Multiplier: 1

Instrument :
 BNA_F
 ClientSampleID :
 RM-WATER-COMP

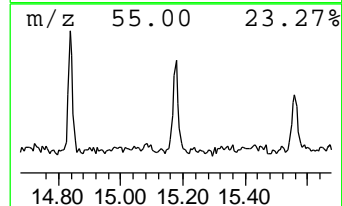
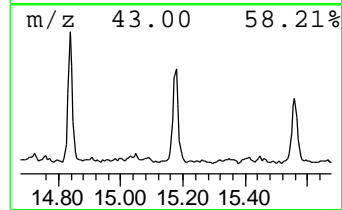
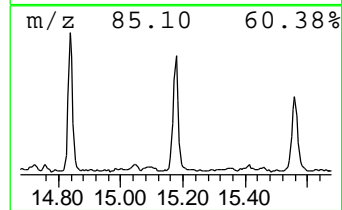
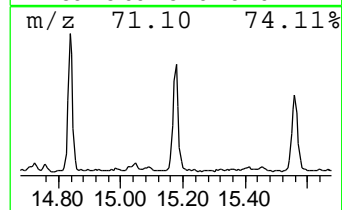
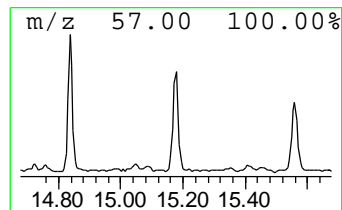
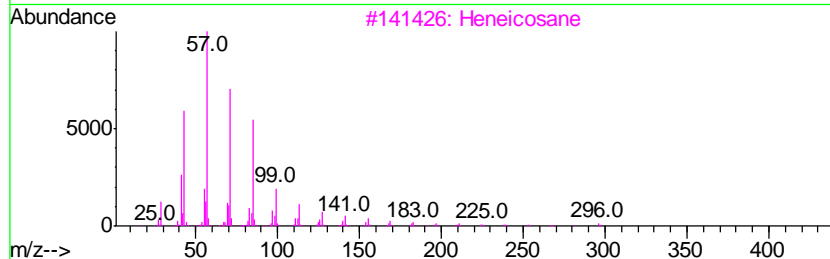
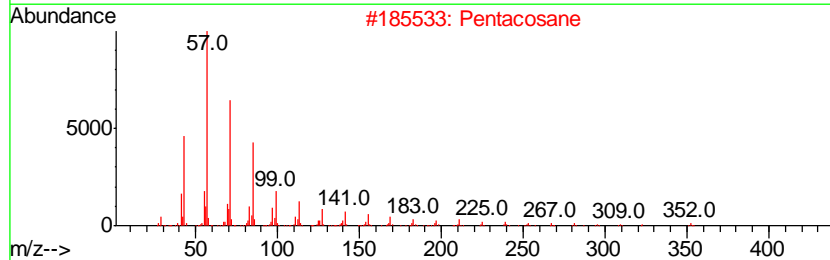
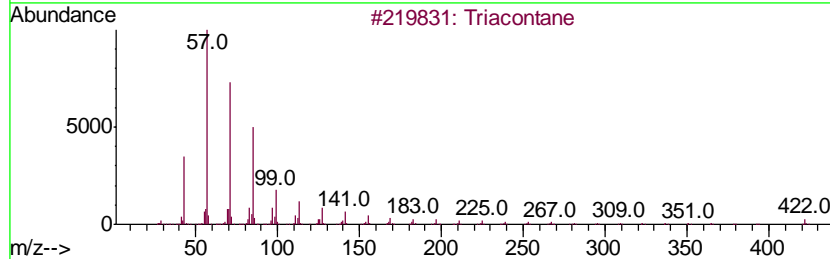
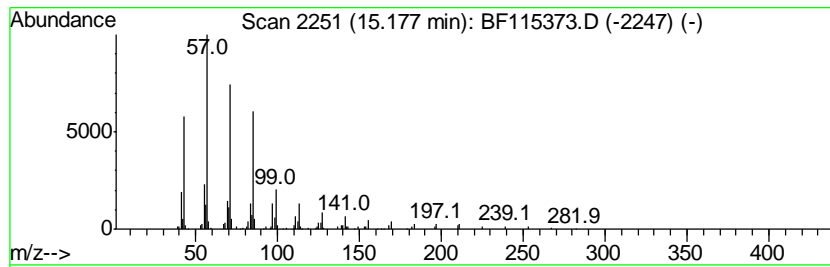
Quant Method : Z:\SVOASRV\HPCHEM1\BNA F\METHODS\8270-BF062119.M
 Quant Title : ASP BNA STANDARDS FOR 5 POINT CALIBRATION

TIC Library : C:\DATABASE\NIST11.L
 TIC Integration Parameters: LSCINT.P

 Peak Number 14 Triacontane Concentration Rank 11

R.T.	EstConc	Area	Relative to ISTD	R.T.
15.18	2.87 ng	187973	Perylene-d12	15.11

Hit#	of	Tentative ID	MW	MolForm	CAS#	Qual
1	5	Triacontane	422	C30H62	000638-68-6	91
2		Pentacosane	352	C25H52	000629-99-2	91
3		Heneicosane	296	C21H44	000629-94-7	91
4		Octacosane	394	C28H58	000630-02-4	91
5		2-methyloctacosane	408	C29H60	1000376-72-8	91



Data Path : Z:\SVOASRV\HPCHEM1\BNA F\DATA\BF070219\
 Data File : BF115373.D
 Acq On : 2 Jul 2019 21:21
 Operator : HP/JU
 Sample : K3585-12
 Misc :
 ALS Vial : 15 Sample Multiplier: 1

Instrument :
 BNA_F
 ClientSampleId :
 RM-WATER-COMP

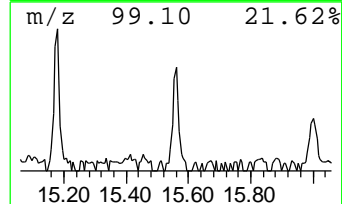
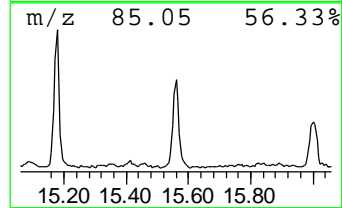
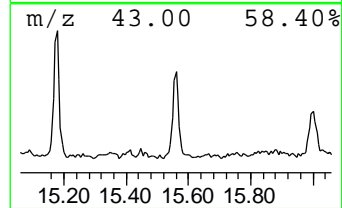
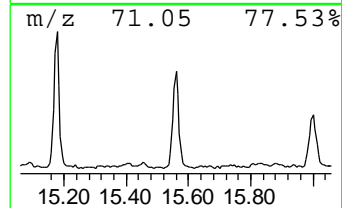
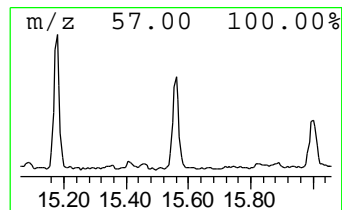
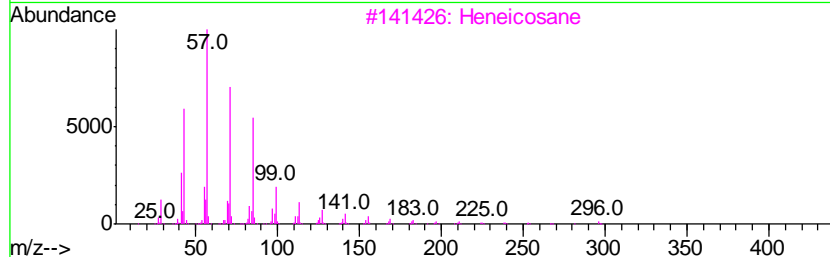
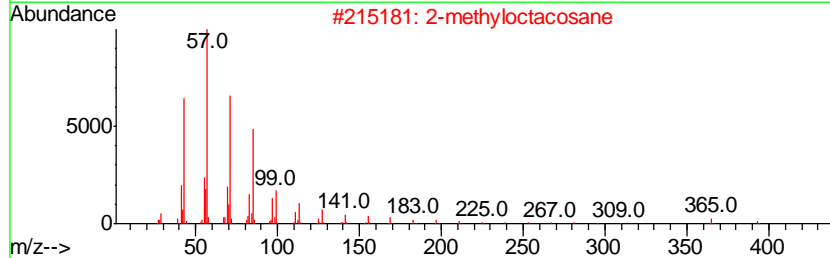
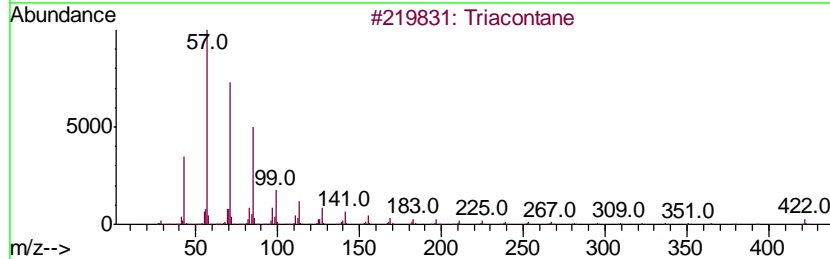
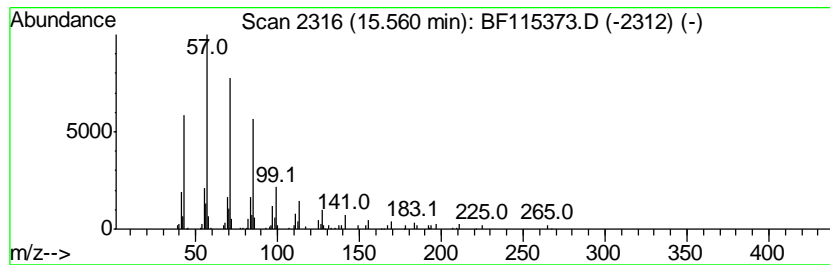
Quant Method : Z:\SVOASRV\HPCHEM1\BNA F\METHODS\8270-BF062119.M
 Quant Title : ASP BNA STANDARDS FOR 5 POINT CALIBRATION

TIC Library : C:\DATABASE\NIST11.L
 TIC Integration Parameters: LSCINT.P

 Peak Number 15 2-methyloctacosane Concentration Rank 15

R.T.	EstConc	Area	Relative to ISTD	R.T.
15.56	2.03 ng	133144	Perylene-d12	15.11

Hit#	of	Tentative ID	MW	MolForm	CAS#	Qual
1	5	Triacontane	422	C30H62	000638-68-6	91
2		2-methyloctacosane	408	C29H60	1000376-72-8	91
3		Heneicosane	296	C21H44	000629-94-7	91
4		Pentacosane	352	C25H52	000629-99-2	91
5		Tetracosane	338	C24H50	000646-31-1	91



Data Path : Z:\SVOASRV\HPCHEM1\BNA_F\DATA\BF070219\
 Data File : BF115373.D
 Acq On : 2 Jul 2019 21:21
 Operator : HP/JU
 Sample : K3585-12
 Misc :
 ALS Vial : 15 Sample Multiplier: 1

Instrument :
 BNA_F
 ClientSampleId :
 RM-WATER-COMP

Quant Method : Z:\SVOASRV\HPCHEM1\BNA_F\METHODS\8270-BF062119.M
 Quant Title : ASP BNA STANDARDS FOR 5 POINT CALIBRATION

TIC Library : C:\DATABASE\NIST11.L
 TIC Integration Parameters: LSCINT.P

TIC Top Hit name	RT	EstConc	Units	Response	--Internal Standard--			
					#	RT	Resp	Conc
unknown6.37	6.37	68.5	ng	4243440	1	6.61	1238630	20.0
Benzothiazole	8.16	3.4	ng	258540	2	7.89	1539350	20.0
Propanoic acid, 2...	9.53	61.7	ng	5816560	3	9.64	1886630	20.0
2-Propanol, 1-chl...	11.00	13.8	ng	1336530	4	11.11	1933440	20.0
Bis(1-chloro-2-pr...	11.05	3.8	ng	371100	4	11.11	1933440	20.0
Tri(propylene gly...	11.40	4.6	ng	448588	4	11.11	1933440	20.0
n-Hexadecanoic acid	11.67	5.0	ng	478185	4	11.11	1933440	20.0
Tris(1,3-dichloro...	13.08	2.5	ng	197339	5	13.74	1605220	20.0
Heneicosane	13.94	2.3	ng	187891	5	13.74	1605220	20.0
Hexacosane	14.24	2.6	ng	206536	5	13.74	1605220	20.0
Heptacosane	14.54	3.4	ng	225673	6	15.11	1312180	20.0
Triacontane	15.18	2.9	ng	187973	6	15.11	1312180	20.0
2-methyloctacosane	15.56	2.0	ng	133144	6	15.11	1312180	20.0