LSC Area Percent Report

Data Path : Z:\SVOASRV\HPCHEM1\BNA F\DATA\BF090518\
Data File : BF108801.D
Acq On : 6 Sep 2018 3:33
Operator : JU/SJ
Sample : J4791-08 10X
Misc :
ALS Vial : 21 Sample Multiplier: 1

Instrument :
BNA_F
ClientSampleId :
DOCUMENTATION-#17

Integration Parameters: rteint.p
Integrator: RTE
Smoothing : ON Filtering: 5
Sampling : 1 Min Area: 3 % of largest Peak
Start Thrs: 0.2 Max Peaks: 100
Stop Thrs : 0 Peak Location: TOP

If leading or trailing edge < 100 prefer < Baseline drop else tangent >
Peak separation: 5

Method : Z:\SVOASRV\HPCHEM1\BNA_F\METHODS\8270-BF090518.M
Title : ASP BNA STANDARDS FOR 5 POINT CALIBRATION

Signal : TIC

peak #	R.T. min	first scan	max scan	last scan	PK TY	peak height	corr. area	corr. % max.	% of total
1	5.331	506	509	513	rVB	433274	385608	14.21%	1.657%
2	6.354	679	683	686	rBV	517673	395403	14.57%	1.700%
3	6.495	704	707	711	rBV	488265	400940	14.78%	1.723%
4	6.736	744	748	751	rBV	1612693	1334567	49.18%	5.736%
5	6.889	771	774	777	rBV	429184	314089	11.58%	1.350%
6	7.283	838	841	845	rBV	232494	209940	7.74%	0.902%
7	8.013	962	965	968	rBV	1780571	1596097	58.82%	6.860%
8	8.724	1081	1086	1090	rBV	34882	31989	1.18%	0.137%
9	8.977	1126	1129	1133	rVB	140264	109044	4.02%	0.469%
10	9.089	1144	1148	1151	rBV	540648	398834	14.70%	1.714%
11	9.289	1179	1182	1185	rVB2	55840	43903	1.62%	0.189%
12	9.483	1212	1215	1223	rVB2	131020	122556	4.52%	0.527%
13	9.624	1235	1239	1242	rBV	175821	145171	5.35%	0.624%
14	9.766	1259	1263	1266	rBV	1847134	1500610	55.30%	6.450%
15	9.795	1266	1268	1271	rVB	63879	46158	1.70%	0.198%
16	9.966	1294	1297	1301	rVB	38888	34640	1.28%	0.149%
17	10.071	1312	1315	1320	rBV3	19634	30922	1.14%	0.133%
18	10.177	1328	1333	1337	rBV7	15402	29138	1.07%	0.125%
19	10.213	1337	1339	1342	rVV	44598	29441	1.09%	0.127%
20	10.307	1353	1355	1360	rVB	61801	54220	2.00%	0.233%
21	10.542	1392	1395	1399	rBV2	251179	203096	7.48%	0.873%
22	10.583	1399	1402	1407	rVB	65199	59264	2.18%	0.255%
23	10.677	1414	1418	1420	rBV4	56298	62751	2.31%	0.270%
24	10.748	1426	1430	1433	rBV	162443	141977	5.23%	0.610%
25	10.960	1464	1466	1469	rBV2	35762	28832	1.06%	0.124%
26	11.042	1478	1480	1484	rBV2	30687	32988	1.22%	0.142%
27	11.136	1493	1496	1499	rVB2	43126	36210	1.33%	0.156%
28	11.242	1510	1514	1516	rBV	1761466	1551167	57.17%	6.667%
29	11.265	1516	1518	1521	rVV	775988	598664	22.06%	2.573%
30	11.313	1523	1526	1529	rVV	280377	225649	8.32%	0.970%
31	11.348	1529	1532	1536	rVB2	29444	38265	1.41%	0.164%
32	11.465	1547	1552	1555	rBV2	101414	109644	4.04%	0.471%
33	11.742	1596	1599	1601	rBV	99598	83974	3.09%	0.361%
34	11.771	1601	1604	1608	rVB	119801	131436	4.84%	0.565%

LSC Area Percent Report

Data Path : Z:\SVOASRV\HPCHEM1\BNA F\DATA\BF090518\
Data File : BF108801.D
Acq On : 6 Sep 2018 3:33
Operator : JU/SJ
Sample : J4791-08 10X
Misc :
ALS Vial : 21 Sample Multiplier: 1

Instrument :
BNA_F
ClientSampleId :
DOCUMENTATION-#17

Integration Parameters: rteint.p
Integrator: RTE
Smoothing : ON Filtering: 5
Sampling : 1 Min Area: 3 % of largest Peak
Start Thrs: 0.2 Max Peaks: 100
Stop Thrs : 0 Peak Location: TOP

If leading or trailing edge < 100 prefer < Baseline drop else tangent >
Peak separation: 5

Method : Z:\SVOASRV\HPCHEM1\BNA_F\METHODS\8270-BF090518.M
Title : ASP BNA STANDARDS FOR 5 POINT CALIBRATION

35	11.813	1609	1611	1614	rVB	85530	67417	2.48%	0.290%
36	11.854	1614	1618	1620	rBV	178047	206470	7.61%	0.887%
37	12.036	1646	1649	1650	rBV	80967	67356	2.48%	0.290%
38	12.142	1664	1667	1670	rBV	77880	67198	2.48%	0.289%
39	12.289	1689	1692	1695	rBV3	57775	63887	2.35%	0.275%
40	12.371	1703	1706	1711	rVB3	75368	104469	3.85%	0.449%
41	12.448	1715	1719	1722	rVB	1627035	1349494	49.73%	5.800%
42	12.518	1728	1731	1734	rBV	486360	398665	14.69%	1.714%
43	12.671	1752	1757	1760	rBV	1413009	1463211	53.93%	6.289%
44	12.724	1763	1766	1771	rVB3	69909	93537	3.45%	0.402%
45	12.795	1775	1778	1780	rBV	90613	86444	3.19%	0.372%
46	12.818	1780	1782	1789	rVB2	520574	494014	18.21%	2.123%
47	13.001	1810	1813	1816	rVB	235883	227093	8.37%	0.976%
48	13.065	1822	1824	1827	rVB	189647	153220	5.65%	0.659%
49	13.101	1828	1830	1833	rVV	145905	124060	4.57%	0.533%
50	13.195	1844	1846	1849	rVB	93263	77114	2.84%	0.331%
51	13.224	1849	1851	1857	rBV	81358	92461	3.41%	0.397%
52	13.301	1862	1864	1867	rVB2	97967	82997	3.06%	0.357%
53	13.865	1955	1960	1963	rBV2	2152192	2713413	100.00%	11.663%
54	13.889	1963	1964	1970	rVB	792655	589197	21.71%	2.532%
55	13.971	1976	1978	1980	rBV	137889	99549	3.67%	0.428%
56	14.871	2128	2131	2134	rBV	630199	817059	30.11%	3.512%
57	14.971	2146	2148	2153	rVB	219089	224999	8.29%	0.967%
58	15.153	2176	2179	2185	rVB	402547	468214	17.26%	2.012%
59	15.212	2185	2189	2193	rBV	566083	597909	22.04%	2.570%
60	15.271	2195	2199	2202	rBV	992741	1090401	40.19%	4.687%
61	16.618	2424	2428	2436	rVB3	255785	495049	18.24%	2.128%
62	17.024	2494	2497	2508	rVB	239869	433570	15.98%	1.864%

Sum of corrected areas: 23265654

LSC Report - Integrated Chromatogram

Data Path : Z:\SVOASRV\HPCHEM1\BNA F\DATA\BF090518\
Data File : BF108801.D
Acq On : 6 Sep 2018 3:33
Operator : JU/SJ
Sample : J4791-08 10X
Misc :
ALS Vial : 21 Sample Multiplier: 1

Instrument :
BNA_F
ClientSampleId :
DOCUMENTATION-#17

Quant Method : Z:\SVOASRV\HPCHEM1\BNA_F\METHODS\8270-BF090518.M
Quant Title : ASP BNA STANDARDS FOR 5 POINT CALIBRATION

TIC Library : C:\DATABASE\NIST11.L
TIC Integration Parameters: LSCINT.P

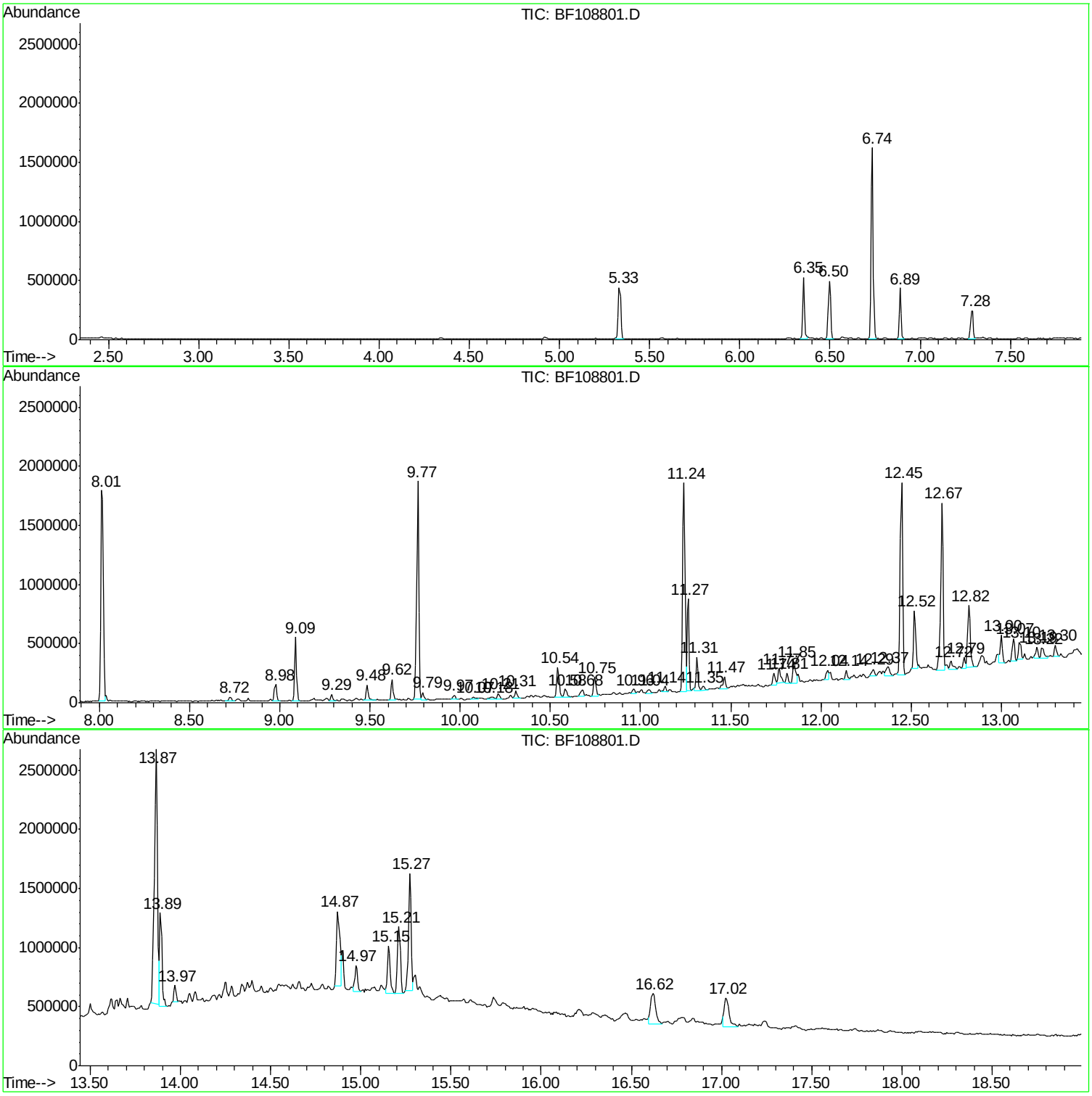

Library Search Compound Report

Data Path : Z:\SVOASRV\HPCHEM1\BNA F\DATA\BF090518\
Data File : BF108801.D
Acq On : 6 Sep 2018 3:33
Operator : JU/SJ
Sample : J4791-08 10X
Misc :
ALS Vial : 21 Sample Multiplier: 1

Instrument :
BNA_F
ClientSampleId :
DOCUMENTATION-#17

Quant Method : Z:\SVOASRV\HPCHEM1\BNA_F\METHODS\8270-BF090518.M
Quant Title : ASP BNA STANDARDS FOR 5 POINT CALIBRATION

TIC Library : C:\DATABASE\NIST11.L
TIC Integration Parameters: LSCINT.P

****

Peak Number 1 unknown6.50 Concentration Rank 2

R.T.	EstConc	Area	Relative to ISTD	R.T.
6.50	6.01 ng	400940	1,4-Dichlorobenzene-d4	6.74

Hit# of 5	Tentative ID	MW	MolForm	CAS#	Qual
1	3-Chloro-6-fluoro-pyrazine	132	C4H2ClFN2	1000146-10-7	16
2	Xenon	132	Xe	007440-63-3	9
3	(E)-3-Chloro-2-methyl-2-pentenal	132	C6H9ClO	031357-76-3	9
4	4-Chloro-6-fluoro-pyrimidine	132	C4H2ClFN2	051422-01-6	9
5	1-Methylpyrrolo[1,2-a]pyrazine	132	C8H8N2	064608-59-9	9

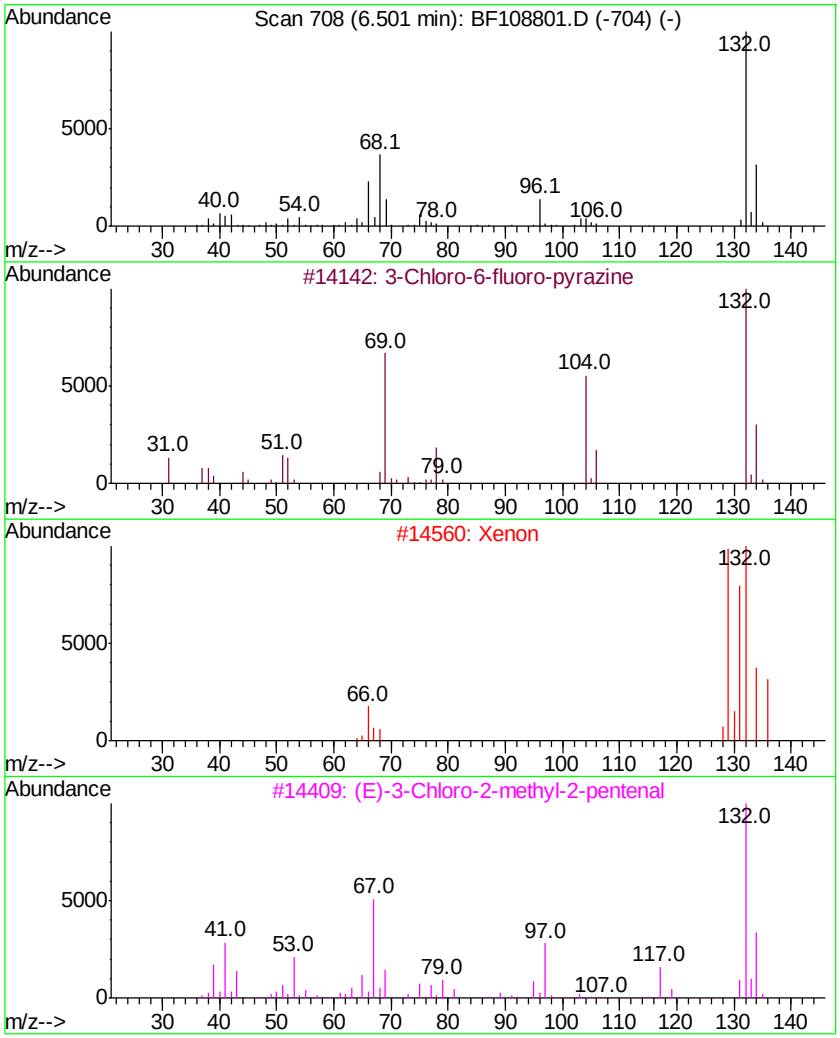

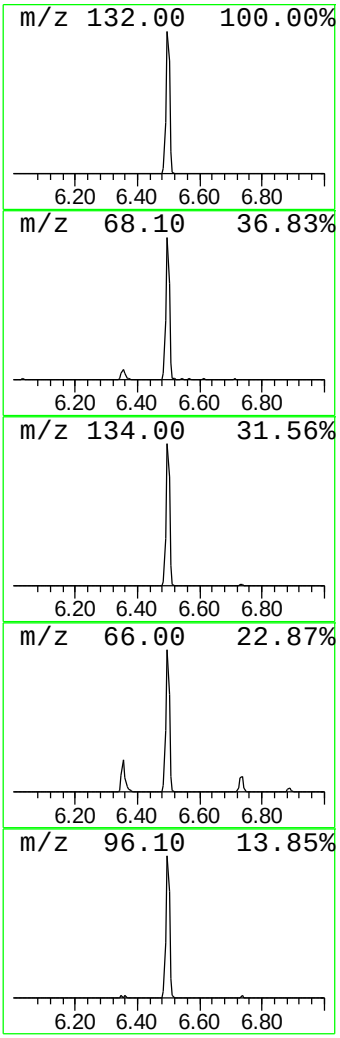

Data Path : Z:\SVOASRV\HPCHEM1\BNA F\DATA\BF090518\
Data File : BF108801.D
Acq On : 6 Sep 2018 3:33
Operator : JU/SJ
Sample : J4791-08 10X
Misc :
ALS Vial : 21 Sample Multiplier: 1

Instrument :
BNA_F
ClientSampleId :
DOCUMENTATION-#17

Quant Method : Z:\SVOASRV\HPCHEM1\BNA_F\METHODS\8270-BF090518.M
Quant Title : ASP BNA STANDARDS FOR 5 POINT CALIBRATION

TIC Library : C:\DATABASE\NIST11.L
TIC Integration Parameters: LSCINT.P

****
Peak Number 3 4H-Cyclopenta[def]phenanthrene Concentration Rank 6

R.T.	EstConc	Area	Relative to ISTD	R.T.
11.85	2.66 ng	206470	Phenanthrene-d10	11.24

Hit# of 5	Tentative ID	MW	MolForm	CAS#	Qual
1	4H-Cyclopenta[def]phenanthrene	190	C15H10	000203-64-5	93
2	Pyrazole-4-carboxaldehyde, 3-(4-...	190	C10H7FN2O	306936-57-2	52
3	2,3,5,6-Tetramethylterephthalald...	190	C12H14O2	007072-01-7	50
4	2,2'-Bis(4,5-dimethylimidazole)	190	C10H14N4	069286-06-2	50
5	1,4-Naphthalenedione, 2,5-dihydr...	190	C10H6O4	004923-55-1	25

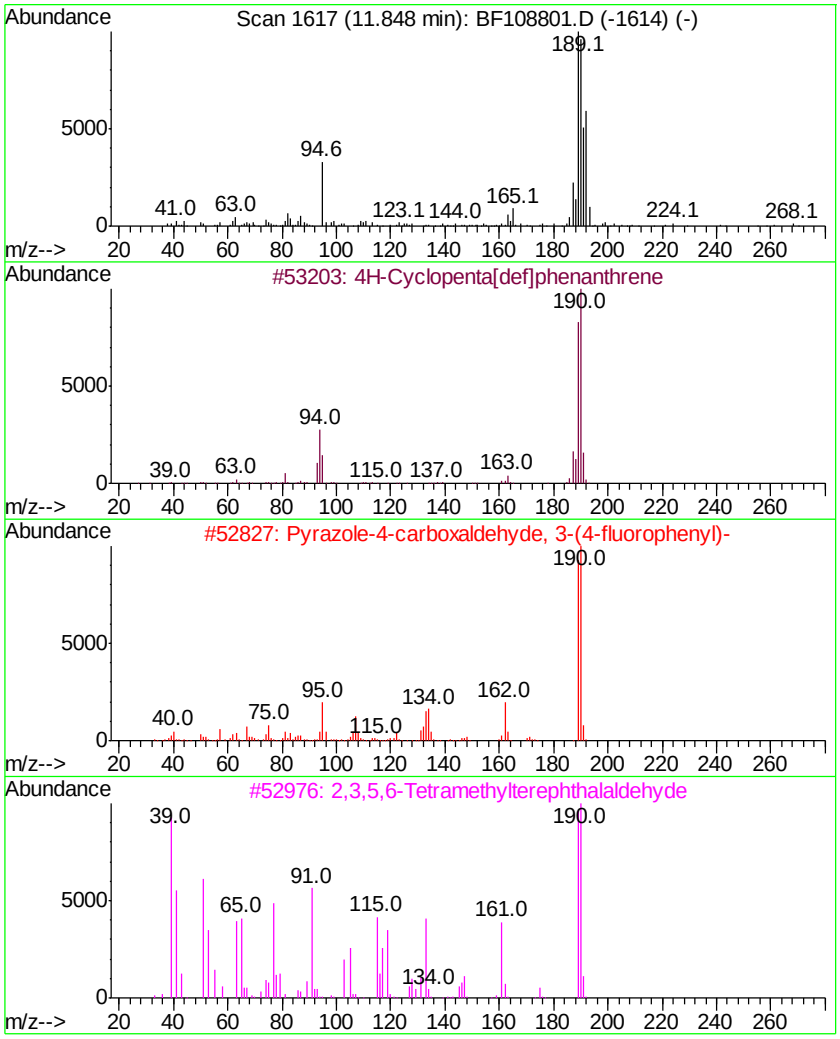

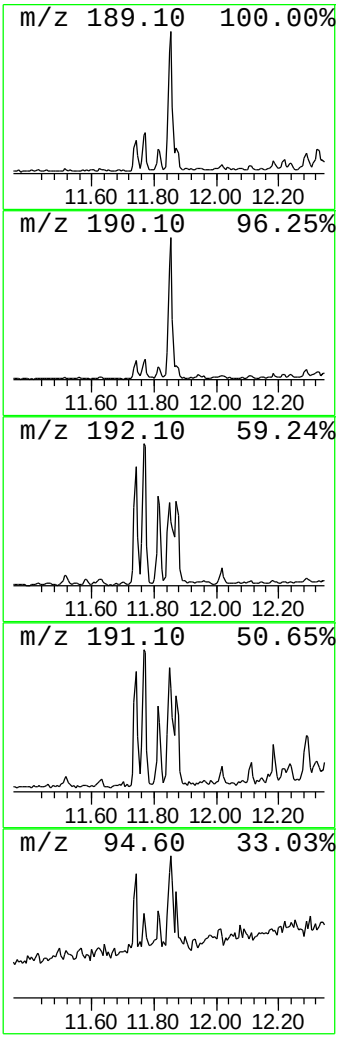

Library Search Compound Report

Data Path : Z:\SVOASRV\HPCHEM1\BNA F\DATA\BF090518\
Data File : BF108801.D
Acq On : 6 Sep 2018 3:33
Operator : JU/SJ
Sample : J4791-08 10X
Misc :
ALS Vial : 21 Sample Multiplier: 1

Instrument :
BNA_F
ClientSampleId :
DOCUMENTATION-#17

Quant Method : Z:\SVOASRV\HPCHEM1\BNA_F\METHODS\8270-BF090518.M
Quant Title : ASP BNA STANDARDS FOR 5 POINT CALIBRATION

TIC Library : C:\DATABASE\NIST11.L
TIC Integration Parameters: LSCINT.P

****

Peak Number 4 unknown12.52 Concentration Rank 3

R.T.	EstConc	Area	Relative to ISTD	R.T.
12.52	5.14 ng	398665	Phenanthrene-d10	11.24

Hit# of 5	Tentative ID	MW	MolForm	CAS#	Qual
1	Pyrrolidine-2,4-dione	99	C4H5NO2	037772-89-7	38
2	Ethyl 3-ethoxyacrylate	144	C7H12O3	001001-26-9	35
3	2-Ethylbutyric acid, 4-nitrophen...	237	C12H15NO4	1000369-85-5	35
4	2-Ethylbutyric acid, 2-acethylph...	234	C14H18O3	1000370-10-4	35
5	2-Ethylbutyric acid, 4-chloro-2-...	240	C13H17ClO2	1000370-12-4	32

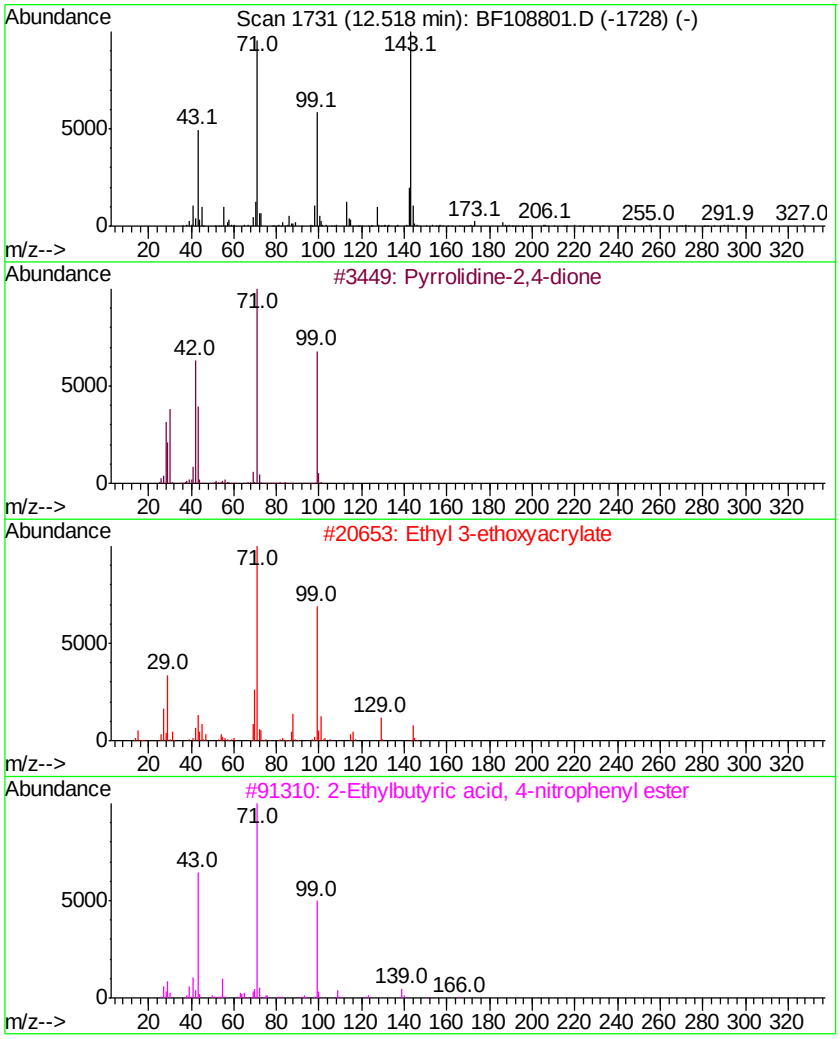

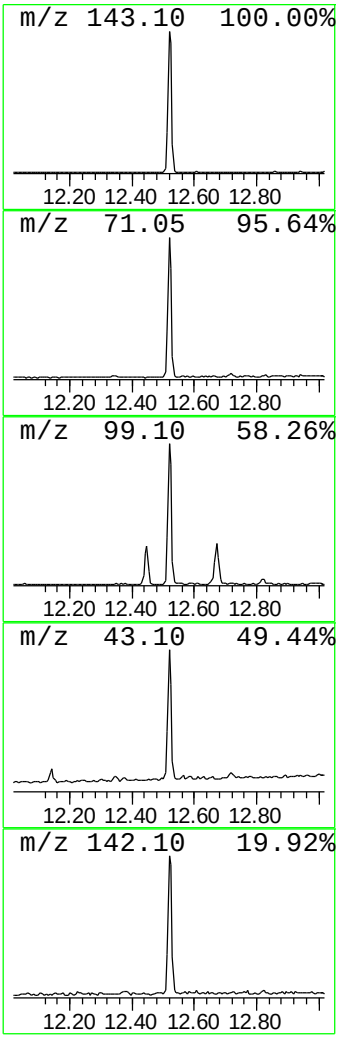

Library Search Compound Report

Data Path : Z:\SVOASRV\HPCHEM1\BNA F\DATA\BF090518\
Data File : BF108801.D
Acq On : 6 Sep 2018 3:33
Operator : JU/SJ
Sample : J4791-08 10X
Misc :
ALS Vial : 21 Sample Multiplier: 1

Instrument :
BNA_F
ClientSampleId :
DOCUMENTATION-#17

Quant Method : Z:\SVOASRV\HPCHEM1\BNA_F\METHODS\8270-BF090518.M
Quant Title : ASP BNA STANDARDS FOR 5 POINT CALIBRATION

TIC Library : C:\DATABASE\NIST11.L
TIC Integration Parameters: LSCINT.P

****

Peak Number 6 Perylene Concentration Rank 1

R.T.	EstConc	Area	Relative to ISTD	R.T.
15.15	8.59 ng	468214	Perylene-d12	15.27

Hit# of 5	Tentative ID	MW	MolForm	CAS#	Qual
1	Perylene	252	C20H12	000198-55-0	99
2	Benzo[e]pyrene	252	C20H12	000192-97-2	99
3	Benz[e]acephenanthrylene	252	C20H12	000205-99-2	98
4	Benzo[a]pyrene	252	C20H12	000050-32-8	98
5	Benzo[j]fluoranthene	252	C20H12	000205-82-3	95

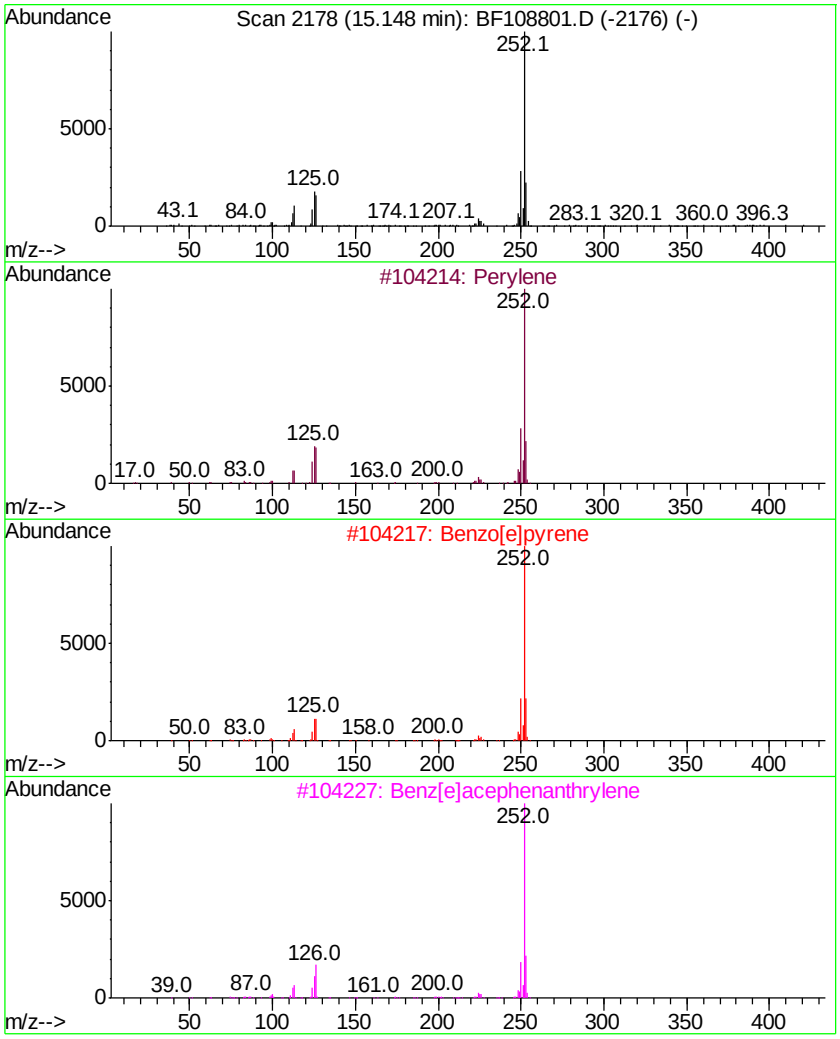

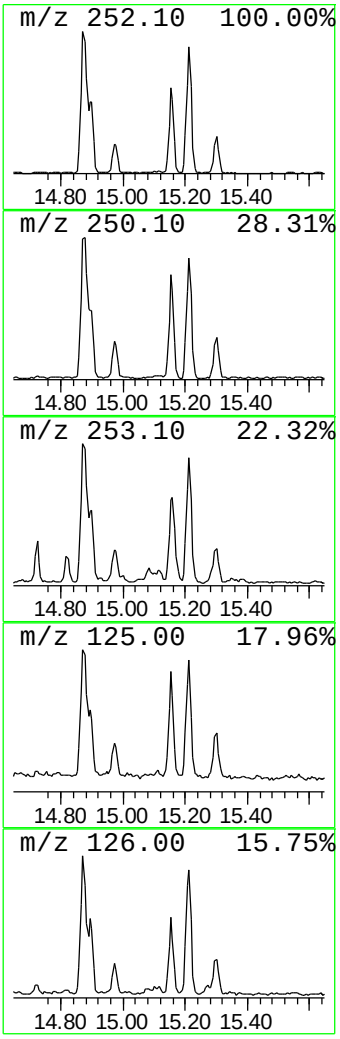

Tentatively Identified Compound (LSC) summary

Data Path : Z:\SVOASRV\HPCHEM1\BNA_F\DATA\BF090518\
Data File : BF108801.D
Acq On : 6 Sep 2018 3:33
Operator : JU/SJ
Sample : J4791-08 10X
Misc :
ALS Vial : 21 Sample Multiplier: 1

Instrument :
BNA_F
ClientSampleId :
DOCUMENTATION-#17

Quant Method : Z:\SVOASRV\HPCHEM1\BNA_F\METHODS\8270-BF090518.M
Quant Title : ASP BNA STANDARDS FOR 5 POINT CALIBRATION

TIC Library : C:\DATABASE\NIST11.L
TIC Integration Parameters: LSCINT.P

TIC Top Hit name	RT	EstConc	Units	Response	Internal Standard #	RT	Resp	Conc
unknown6.50	6.50	6.0	ng	400940	1	6.74	1334570	20.0
4H-Cyclopenta[def...	11.85	2.7	ng	206470	4	11.24	1551170	20.0
unknown12.52	12.52	5.1	ng	398665	4	11.24	1551170	20.0
Perylene	15.15	8.6	ng	468214	6	15.27	1090400	20.0