

Data Path : Z:\SVOASRV\HPCHEM1\BNA F\DATA\BF102318\  
 Data File : BF110097.D  
 Acq On : 24 Oct 2018 00:16  
 Operator : JU/SJ  
 Sample : J5464-09  
 Misc : MDL 1PPM  
 ALS Vial : 19 Sample Multiplier: 1

Instrument :  
 BNA\_F  
 ClientSampleId :

Quant Time: Oct 24 02:58:05 2018  
 Quant Method : Z:\SVOASRV\HPCHEM1\BNA F\METHODS\8270-BF102318.M  
 Quant Title : ASP BNA STANDARDS FOR 5 POINT CALIBRATION  
 QLast Update : Tue Oct 23 15:06:18 2018  
 Response via : Initial Calibration

Internal Standards	R.T.	QIon	Response	Conc	Units	Dev(Min)
1) 1,4-Dichlorobenzene-d4	6.96	152	166941	20.00	ng	-0.02
21) Naphthalene-d8	8.25	136	715159	20.00	ng	-0.02
39) Acenaphthene-d10	10.00	164	345377	20.00	ng	-0.02
64) Phenanthrene-d10	11.50	188	673867	20.00	ng	-0.02
76) Chrysene-d12	14.14	240	569591	20.00	ng	-0.02
87) Perylene-d12	15.66	264	481151	20.00	ng	-0.03

## System Monitoring Compounds

5) 2-Fluorophenol	5.58	112	1249284	121.86	ng	-0.02
7) Phenol-d6	6.59	99	1569190	119.67	ng	-0.02
23) Nitrobenzene-d5	7.53	82	914080	75.81	ng	-0.02
42) 2,4,6-Tribromophenol	10.80	330	423977	123.93	ng	-0.02
45) 2-Fluorobiphenyl	9.32	172	1688258	76.76	ng	-0.02
79) Terphenyl-d14	13.09	244	1771441	64.68	ng	-0.02

## Target Compounds

Target Compounds	R.T.	QIon	Response	Conc	Units	Qvalue
2) 1,4-Dioxane	2.83	88	5276	0.982	ng	94
3) Pyridine	3.75	79	4573	0.382	ng	89
4) n-Nitrosodimethylamine	3.58	42	4214	0.841	ng	# 77
6) Aniline	6.63	93	11038	0.646	ng	# 55
8) 2-Chlorophenol	6.75	128	11985	1.014	ng	94
9) Benzaldehyde	6.52	77	8265	0.103	ng	88
10) Phenol	6.59	94	14308	1.021	ng	89
11) bis(2-Chloroethyl)ether	6.69	93	11218	0.973	ng	94
12) 1,3-Dichlorobenzene	6.90	146	12904	0.992	ng	95
13) 1,4-Dichlorobenzene	6.90	146	12904	0.981	ng	98
14) 1,2-Dichlorobenzene	7.13	146	12381	1.014	ng	99
15) Benzyl Alcohol	7.12	79	21129	2.095	ng	# 44
16) 2,2'-oxybis(1-Chloropropan	7.23	45	18692	1.014	ng	70
17) 2-Methylphenol	7.20	107	9676	1.027	ng	# 82
18) Hexachloroethane	7.47	117	4707	0.977	ng	# 83
19) n-Nitroso-di-n-propylamine	7.36	70	7620	0.906	ng	# 93
20) 3+4-Methylphenols	7.35	107	11764	0.966	ng	# 82
22) Acetophenone	7.36	105	16756	1.017	ng	94
24) Nitrobenzene	7.54	77	14330	1.151	ng	94
25) Isophorone	7.53	82	911914	44.369	ng	# 67
26) 2-Nitrophenol	7.86	139	4363	0.737	ng	91
27) 2,4-Dimethylphenol	7.89	122	10138	1.032	ng	89
28) bis(2-Chloroethoxy)methane	7.99	93	14365	1.029	ng	99
29) 2,4-Dichlorophenol	8.10	162	8577	0.864	ng	93
30) 1,2,4-Trichlorobenzene	8.19	180	9978	0.898	ng	96
31) Naphthalene	8.27	128	35826	1.087	ng	99
32) Benzoic acid	7.89	122	10138	1.336	ng	# 11
33) 4-Chloroaniline	8.32	127	9222	0.622	ng	# 93
34) Hexachlorobutadiene	8.38	225	5665	0.918	ng	98
35) Caprolactam	8.64	113	2363	0.683	ng	# 77
36) 4-Chloro-3-methylphenol	8.78	107	9244	0.862	ng	90
37) 2-Methylnaphthalene	8.96	142	23673	1.086	ng	99
38) 1-Methylnaphthalene	9.06	142	23000	1.091	ng	# 97
40) 1,2,4,5-Tetrachlorobenzene	9.12	216	10180	0.946	ng	98

Data Path : Z:\SVOASRV\HPCHEM1\BNA F\DATA\BF102318\  
 Data File : BF110097.D  
 Acq On : 24 Oct 2018 00:16  
 Operator : JU/SJ  
 Sample : J5464-09  
 Misc : MDL 1PPM  
 ALS Vial : 19 Sample Multiplier: 1

Instrument :  
 BNA\_F  
 ClientSampled :

Quant Time: Oct 24 02:58:05 2018  
 Quant Method : Z:\SVOASRV\HPCHEM1\BNA F\METHODS\8270-BF102318.M  
 Quant Title : ASP BNA STANDARDS FOR 5 POINT CALIBRATION  
 QLast Update : Tue Oct 23 15:06:18 2018  
 Response via : Initial Calibration

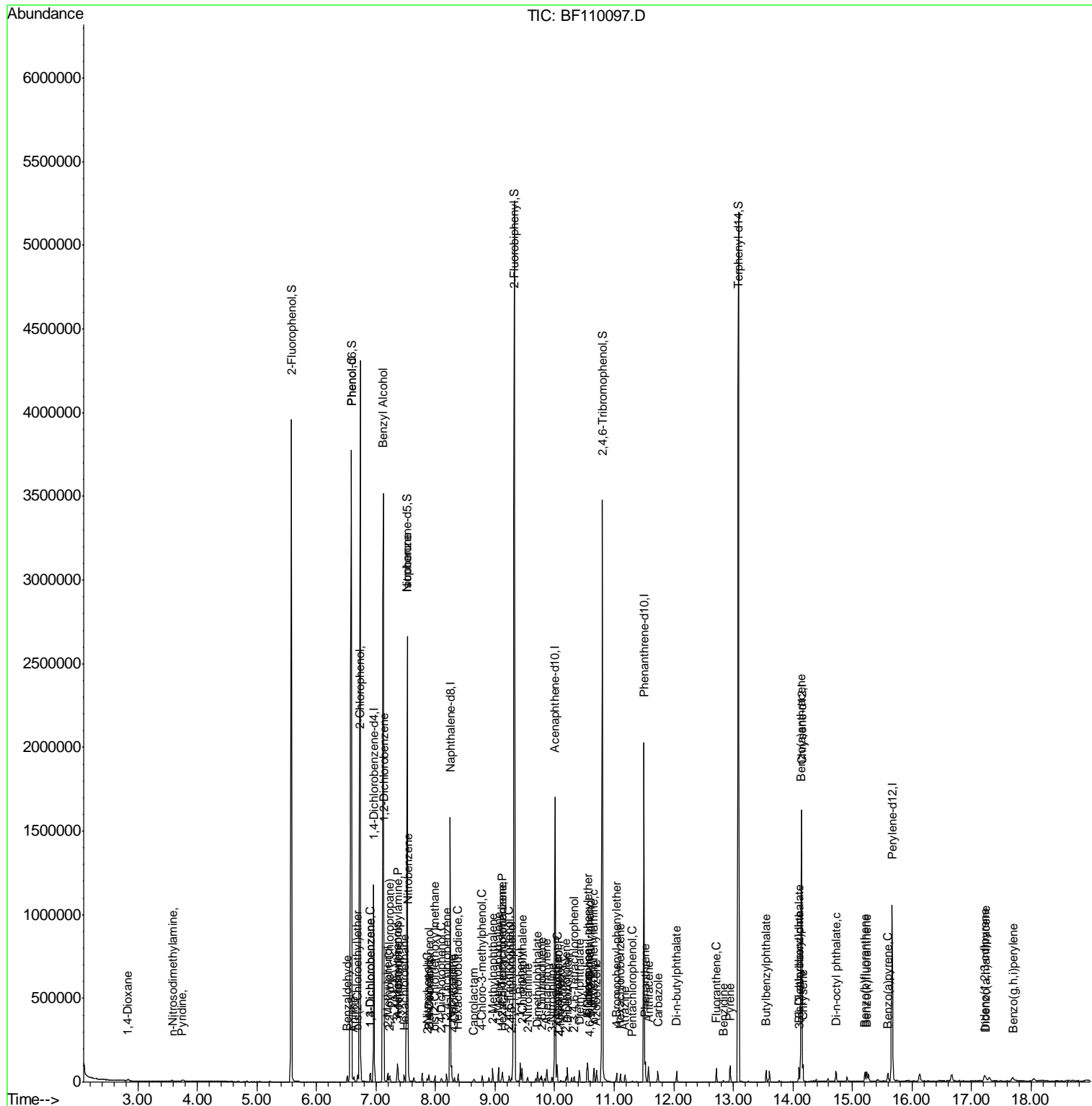
Internal Standards	R.T.	QIon	Response	Conc	Units	Dev(Min)
41) Hexachlorocyclopentadiene	9.11	237	4122	0.749	ng	97
43) 2,4,6-Trichlorophenol	9.23	196	5706	0.822	ng	98
44) 2,4,5-Trichlorophenol	9.27	196	6255	0.853	ng	# 82
46) 1,1'-Biphenyl	9.42	154	34169	1.094	ng	99
47) 2-Chloronaphthalene	9.45	162	22548	0.984	ng	97
48) 2-Nitroaniline	9.55	65	5622	0.810	ng	94
49) Acenaphthylene	9.87	152	34618	1.046	ng	96
50) Dimethylphthalate	9.71	163	24820	0.974	ng	97
51) 2,6-Dinitrotoluene	9.78	165	4465	0.813	ng	91
52) Acenaphthene	10.04	154	23057	1.053	ng	96
53) 3-Nitroaniline	9.95	138	4820	0.738	ng	# 99
54) 2,4-Dinitrophenol	10.06	184	117	5.225	ng	# 34
55) Dibenzofuran	10.21	168	33125	1.081	ng	94
56) 4-Nitrophenol	10.10	139	2826	0.585	ng	86
57) 2,4-Dinitrotoluene	10.19	165	5945	0.852	ng	# 89
58) Fluorene	10.56	166	25823	1.132	ng	95
59) 2,3,4,6-Tetrachlorophenol	10.33	232	4826	0.807	ng	# 94
60) Diethylphthalate	10.42	149	24723	0.993	ng	100
61) 4-Chlorophenyl-phenylether	10.55	204	12403	1.031	ng	98
62) 4-Nitroaniline	10.56	138	5193	0.799	ng	88
63) Azobenzene	10.70	77	24683	0.999	ng	98
65) 4,6-Dinitro-2-methylphenol	10.59	198	1130	0.367	ng	77
66) n-Nitrosodiphenylamine	10.66	169	21825	0.987	ng	99
67) 4-Bromophenyl-phenylether	11.04	248	7320	1.001	ng	88
68) Hexachlorobenzene	11.10	284	7439	0.959	ng	# 91
69) Atrazine	11.18	200	6527	0.934	ng	97
70) Pentachlorophenol	11.30	266	1270	0.281	ng	# 84
71) Phenanthrene	11.52	178	40515	1.149	ng	99
72) Anthracene	11.57	178	40243	1.139	ng	99
73) Carbazole	11.73	167	33168	0.961	ng	96
74) Di-n-butylphthalate	12.05	149	37408	0.960	ng	# 96
75) Fluoranthene	12.72	202	38714	1.082	ng	97
77) Benzidine	12.83	184	5480	0.228	ng	97
78) Pyrene	12.95	202	38217	0.936	ng	99
80) Butylbenzylphthalate	13.55	149	13472	0.760	ng	96
81) Benzo(a)anthracene	14.13	228	35772	1.059	ng	99
82) 3,3'-Dichlorobenzidine	14.09	252	6795	0.578	ng	# 99
83) Chrysene	14.17	228	34637	1.080	ng	98
84) Bis(2-ethylhexyl)phthalate	14.10	149	19770	0.825	ng	96
85) Di-n-octyl phthalate	14.72	149	29154	0.783	ng	# 95
86) Indeno(1,2,3-cd)pyrene	17.21	276	23748	0.892	ng	96
88) Benzo(b)fluoranthene	15.21	252	27563	0.992	ng	98
89) Benzo(k)fluoranthene	15.24	252	28503	1.043	ng	95
90) Benzo(a)pyrene	15.59	252	25493	0.997	ng	# 94
91) Dibenzo(a,h)anthracene	17.23	278	19176	0.869	ng	98
92) Benzo(g,h,i)perylene	17.69	276	19091	0.878	ng	# 90

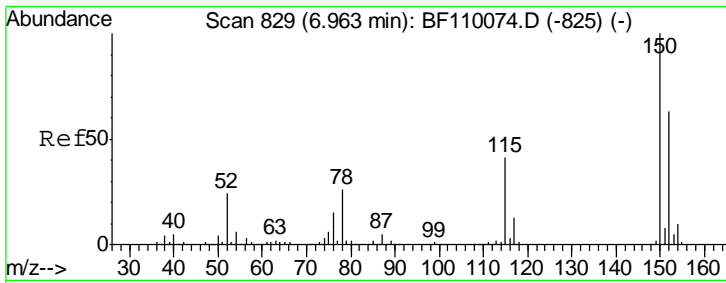
(#) = qualifier out of range (m) = manual integration (+) = signals summed

Data Path : Z:\SVOASRV\HPCHEM1\BNA F\DATA\BF102318\  
 Data File : BF110097.D  
 Acq On : 24 Oct 2018 00:16  
 Operator : JU/SJ  
 Sample : J5464-09  
 Misc : MDL 1PPM  
 ALS Vial : 19 Sample Multiplier: 1

Instrument :  
 BNA\_F  
 Client Sampled :

Quant Time: Oct 24 02:58:05 2018  
 Quant Method : Z:\SVOASRV\HPCHEM1\BNA F\METHODS\8270-BF102318.M  
 Quant Title : ASP BNA STANDARDS FOR 5 POINT CALIBRATION  
 QLast Update : Tue Oct 23 15:06:18 2018  
 Response via : Initial Calibration

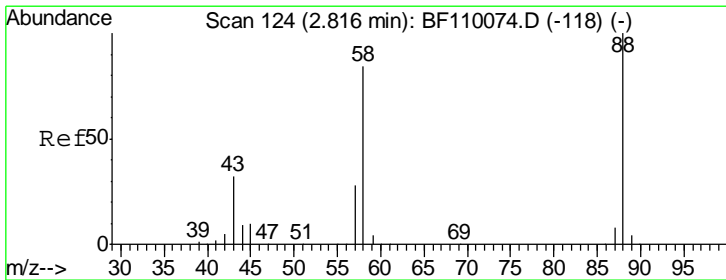
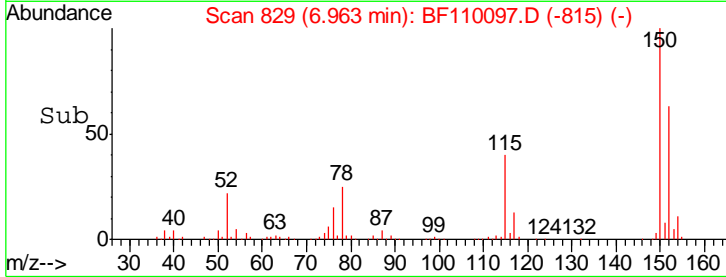
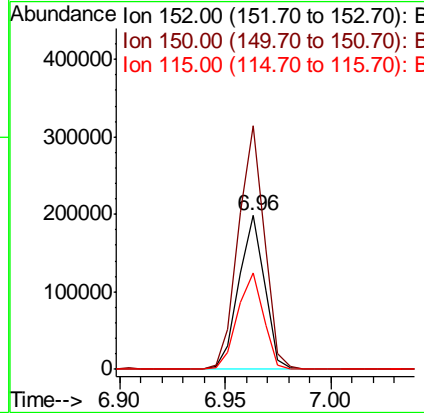
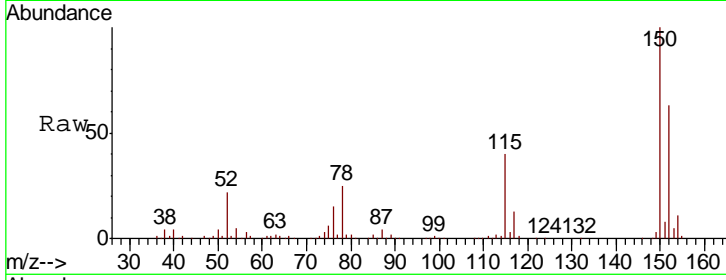




#1  
 1,4-Dichlorobenzene-d4  
 Concen: 20.000 ng  
 RT: 6.96 min Scan# 829  
 Delta R.T. -0.02 min  
 Lab File: BF110097.D  
 Acq: 24 Oct 2018 00:16

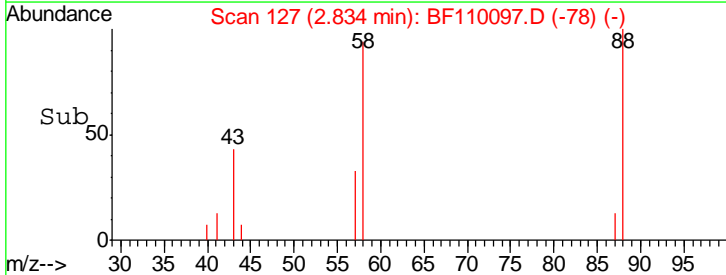
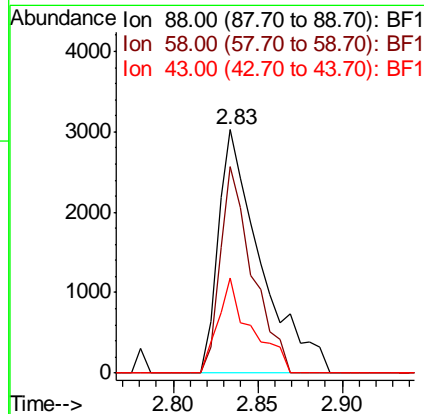
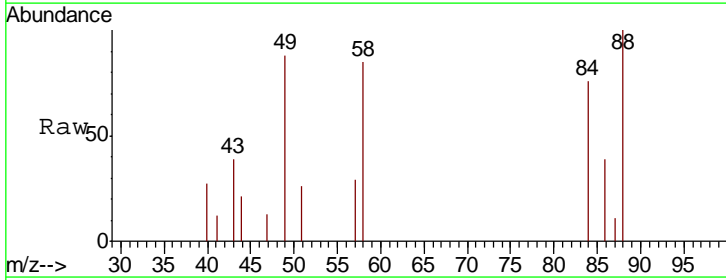
Instrument :  
 BNA\_F  
 ClientSampled :

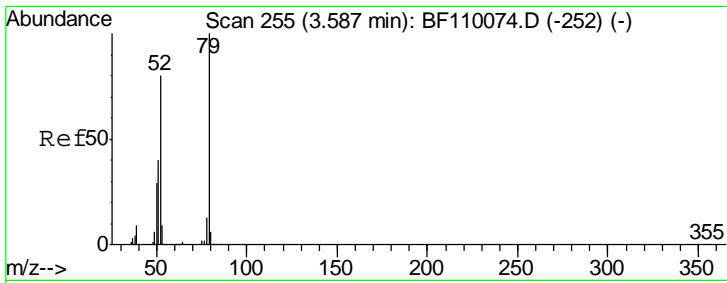
Tgt Ion	Resp	Lower	Upper
152	166941		
150	158.2	122.7	184.1
115	62.7	49.1	73.7



#2  
 1,4-Dioxane  
 Concen: 0.982 ng  
 RT: 2.83 min Scan# 127  
 Delta R.T. -0.01 min  
 Lab File: BF110097.D  
 Acq: 24 Oct 2018 00:16

Tgt Ion	Resp	Lower	Upper
88	5276		
88	100		
58	64.9	57.1	85.7
43	30.9	24.1	36.1

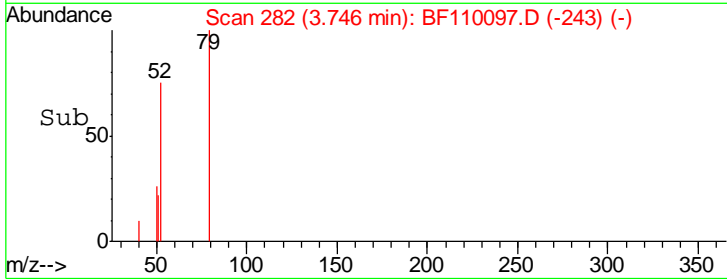
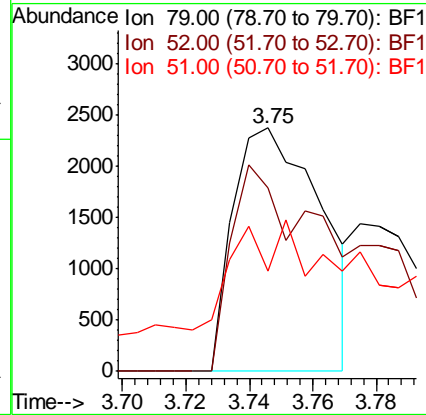
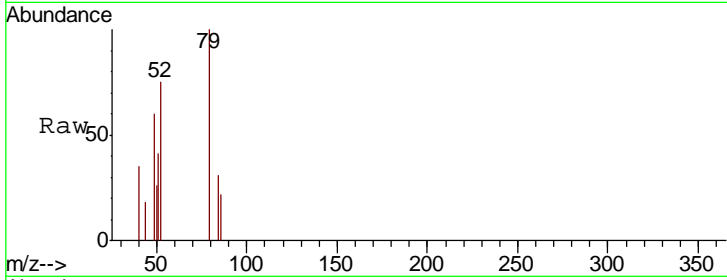




#3  
 Pyridine  
 Concen: 0.382 ng  
 RT: 3.75 min Scan# 282  
 Delta R.T. 0.13 min  
 Lab File: BF110097.D  
 Acq: 24 Oct 2018 00:16

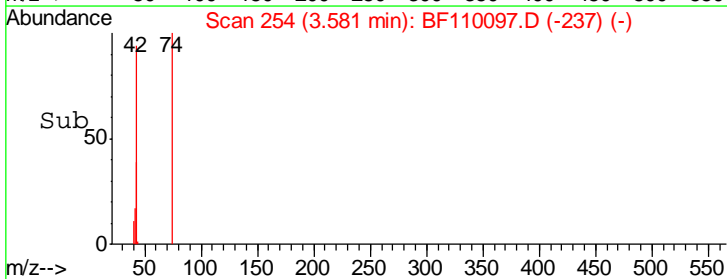
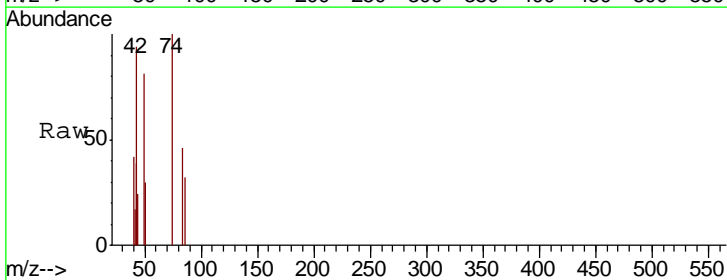
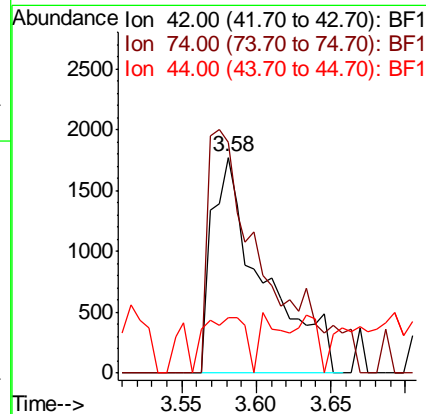
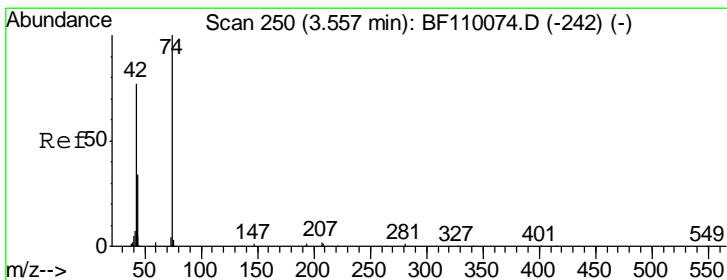
Instrument :  
 BNA\_F  
 ClientSampled :

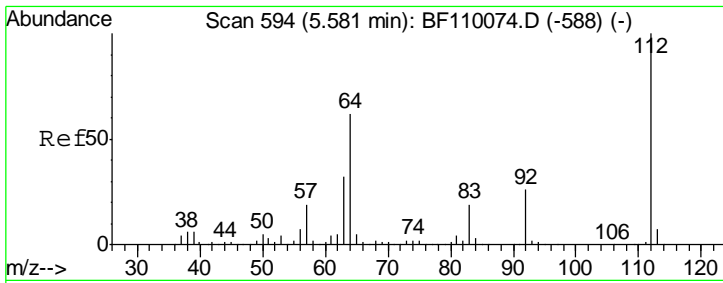
Tgt Ion	Resp	Lower	Upper
79	100		
52	75.5	53.1	79.7
51	41.0	27.4	41.2



#4  
 n-Nitrosodimethylamine  
 Concen: 0.841 ng  
 RT: 3.58 min Scan# 254  
 Delta R.T. -0.00 min  
 Lab File: BF110097.D  
 Acq: 24 Oct 2018 00:16

Tgt Ion	Resp	Lower	Upper
42	100		
74	106.9	105.5	158.3
44	25.8	4.9	7.3#



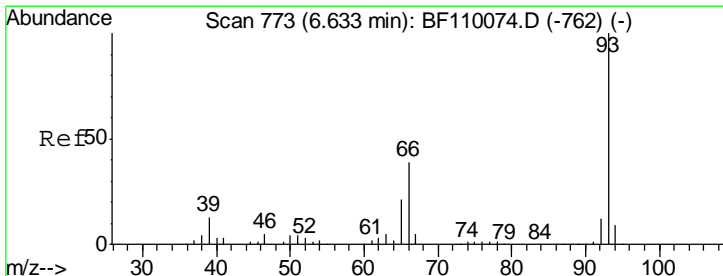
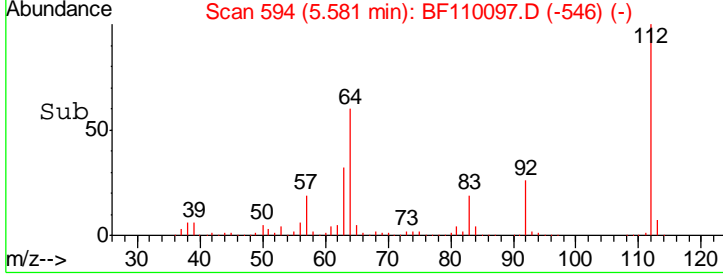
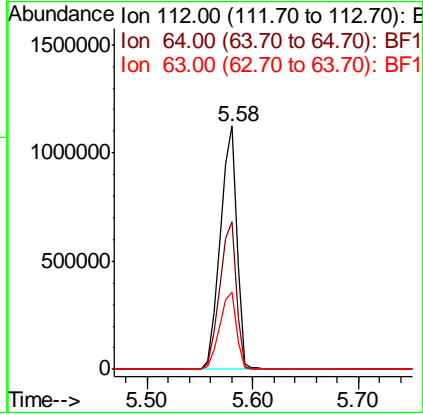
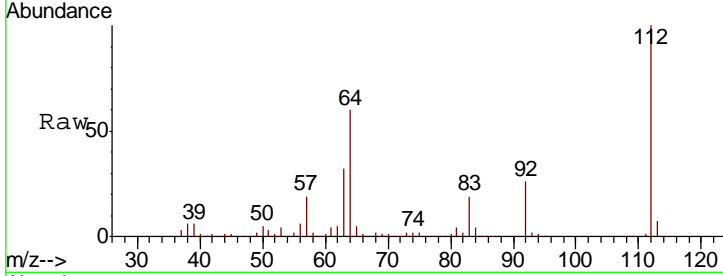


#5  
 2-Fluorophenol  
 Concen: 121.863 ng  
 RT: 5.58 min Scan# 594  
 Delta R.T. -0.02 min  
 Lab File: BF110097.D  
 Acq: 24 Oct 2018 00:16

Instrument :  
 BNA\_F  
 ClientSampled :

Tgt Ion: 112 Resp: 1249284

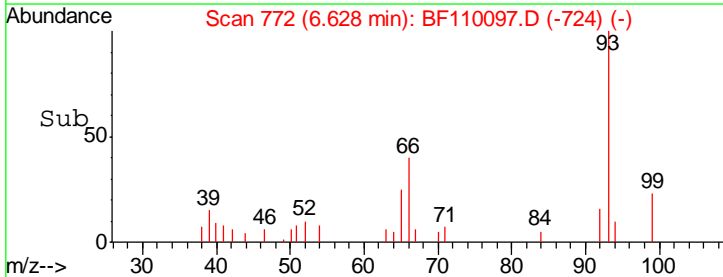
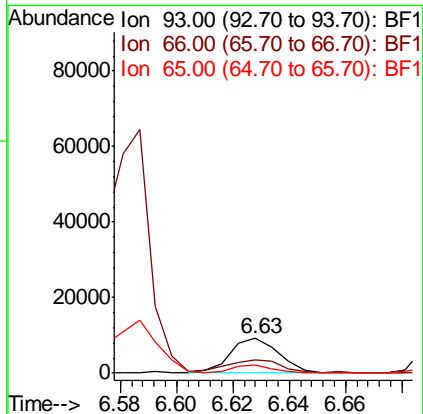
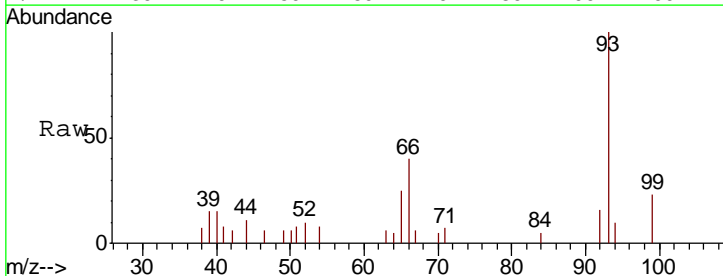
Ion	Ratio	Lower	Upper
112	100		
64	60.4	44.1	66.1
63	31.6	23.7	35.5

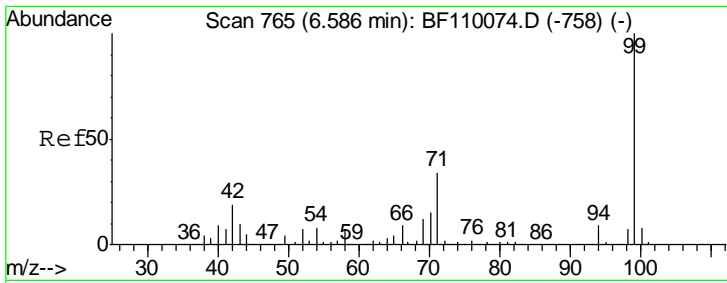


#6  
 Aniline  
 Concen: 0.646 ng  
 RT: 6.63 min Scan# 772  
 Delta R.T. -0.02 min  
 Lab File: BF110097.D  
 Acq: 24 Oct 2018 00:16

Tgt Ion: 93 Resp: 11038

Ion	Ratio	Lower	Upper
93	100		
66	39.5	67.4	101.0#
65	25.1	41.0	61.4#

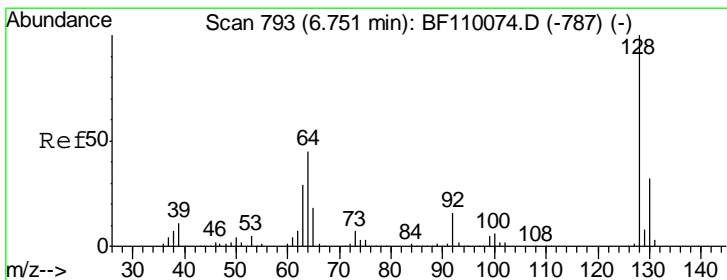
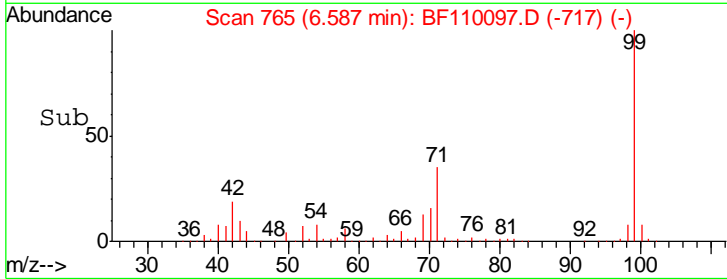
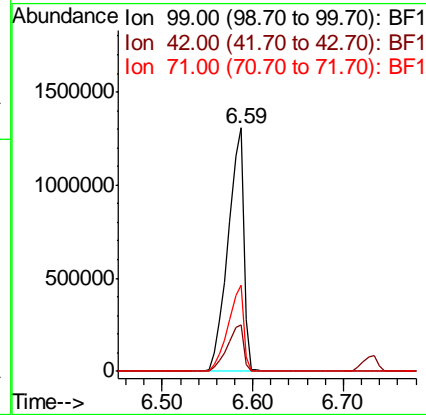
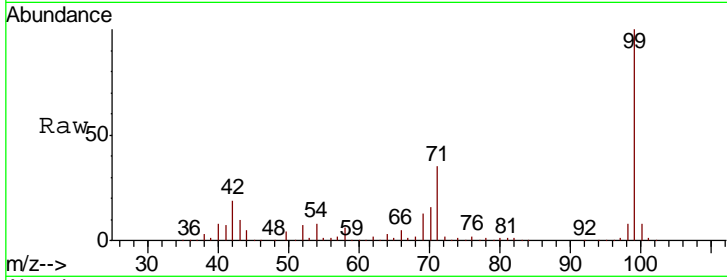




#7  
 Phenol-d6  
 Concen: 119.672 ng  
 RT: 6.59 min Scan# 765  
 Delta R.T. -0.02 min  
 Lab File: BF110097.D  
 Acq: 24 Oct 2018 00:16

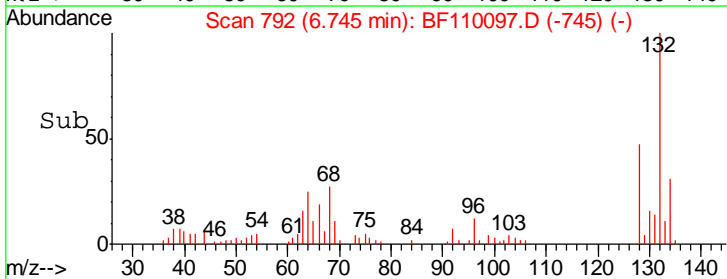
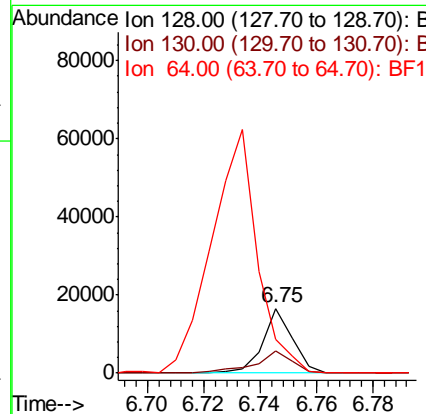
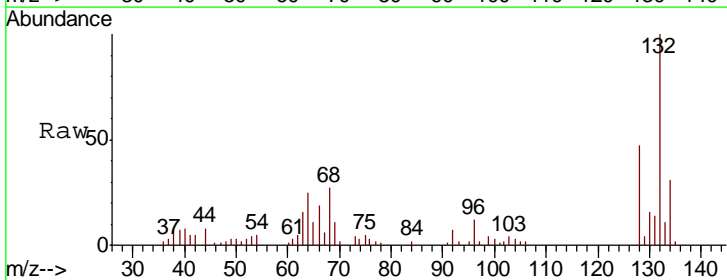
Instrument :  
 BNA\_F  
 ClientSampled :

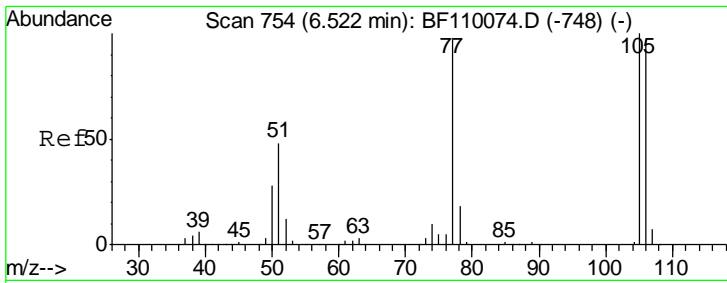
Tgt Ion	Resp	Lower	Upper
99	1569190		
Ion	Ratio	Lower	Upper
99	100		
42	19.3	15.8	23.6
71	35.4	28.0	42.0



#8  
 2-Chlorophenol  
 Concen: 1.014 ng  
 RT: 6.75 min Scan# 792  
 Delta R.T. -0.02 min  
 Lab File: BF110097.D  
 Acq: 24 Oct 2018 00:16

Tgt Ion	Resp	Lower	Upper
128	11985		
Ion	Ratio	Lower	Upper
128	100		
130	33.7	13.1	53.1
64	52.9	26.0	66.0

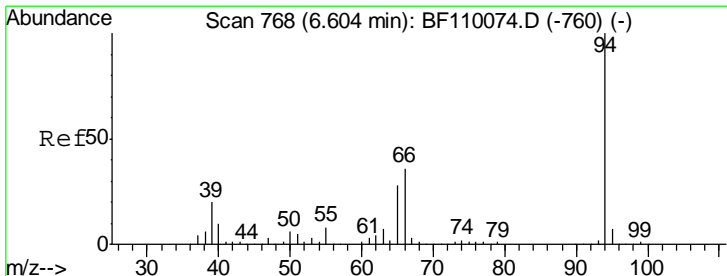
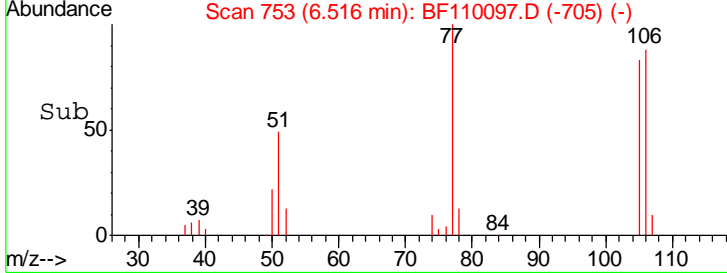
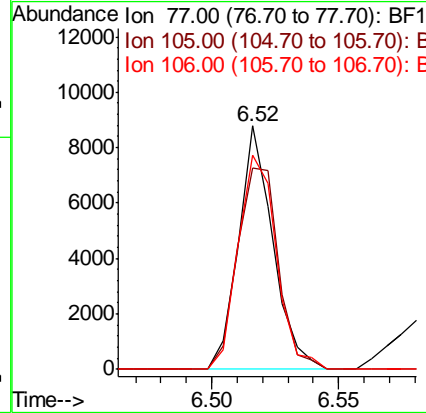
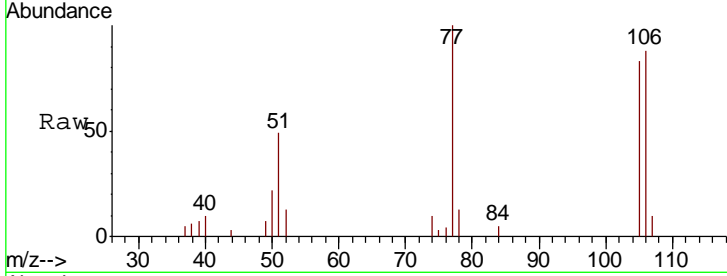




#9  
Benzaldehyde  
Concen: 0.103 ng  
RT: 6.52 min Scan# 753  
Delta R.T. -0.02 min  
Lab File: BF110097.D  
Acq: 24 Oct 2018 00:16

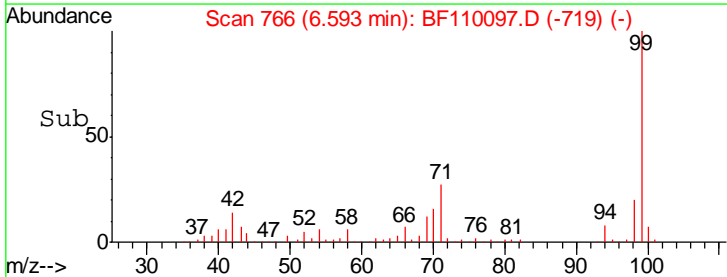
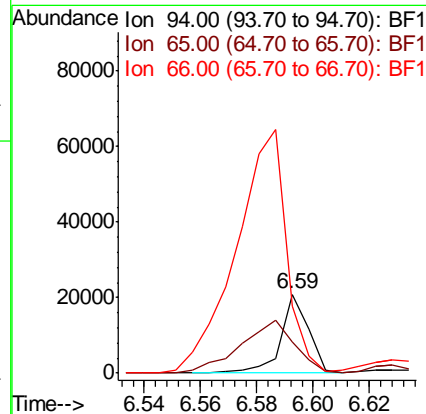
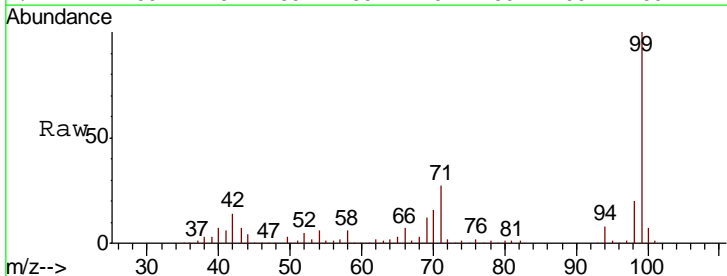
Instrument :  
BNA\_F  
ClientSampled :

Tgt Ion	Resp	Lower	Upper
77	100		
105	82.7	78.6	118.6
106	88.1	74.8	114.8

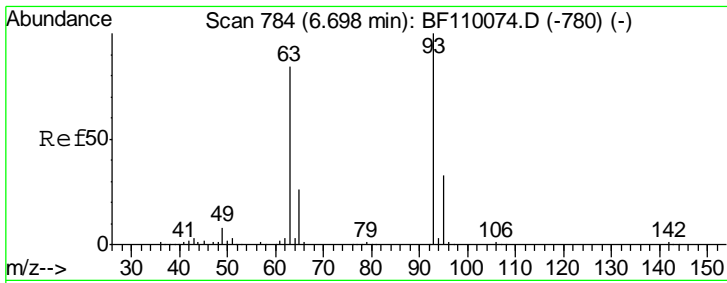


#10  
Phenol  
Concen: 1.021 ng  
RT: 6.59 min Scan# 766  
Delta R.T. -0.02 min  
Lab File: BF110097.D  
Acq: 24 Oct 2018 00:16

Tgt Ion	Resp	Lower	Upper
94	100		
65	39.8	25.3	65.3
66	85.3	54.5	94.5



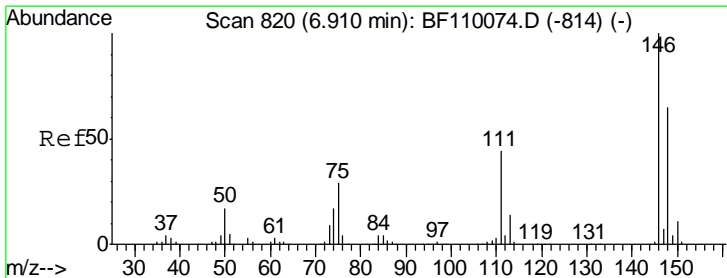
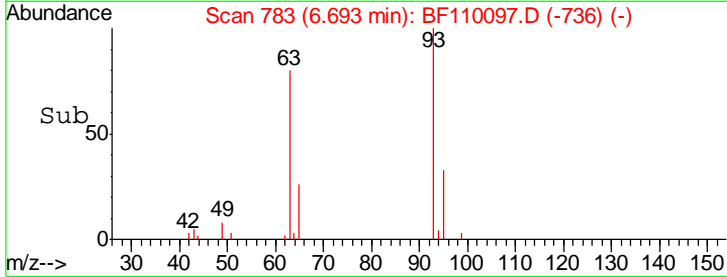
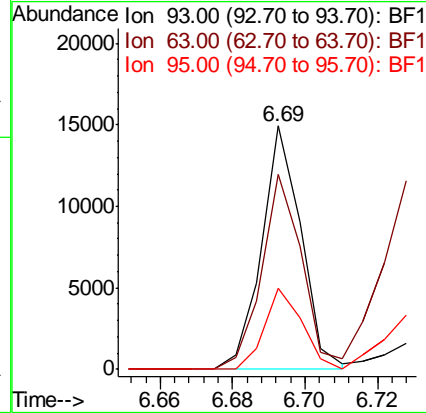
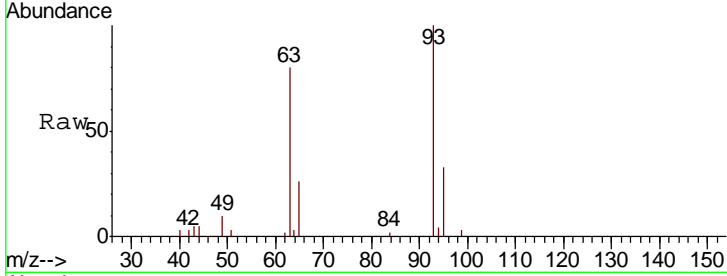




#11  
 bis(2-Chloroethyl)ether  
 Concen: 0.973 ng  
 RT: 6.69 min Scan# 783  
 Delta R.T. -0.02 min  
 Lab File: BF110097.D  
 Acq: 24 Oct 2018 00:16

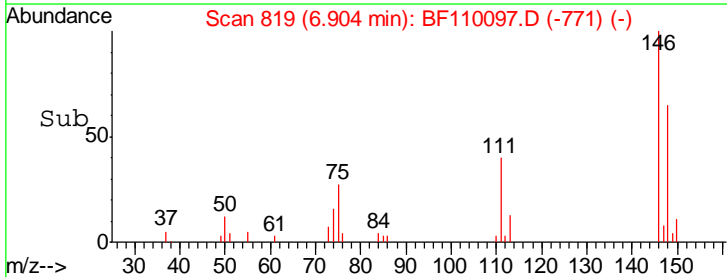
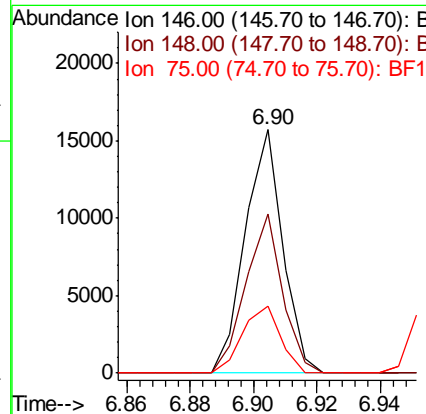
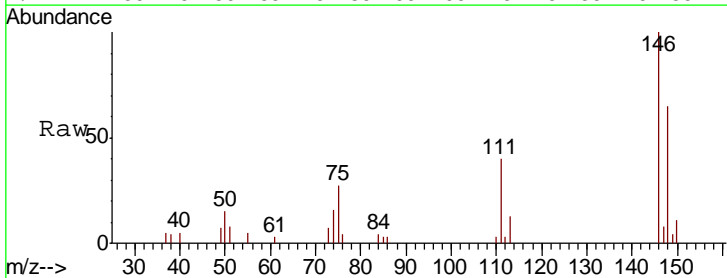
Instrument :  
 BNA\_F  
 ClientSampled :

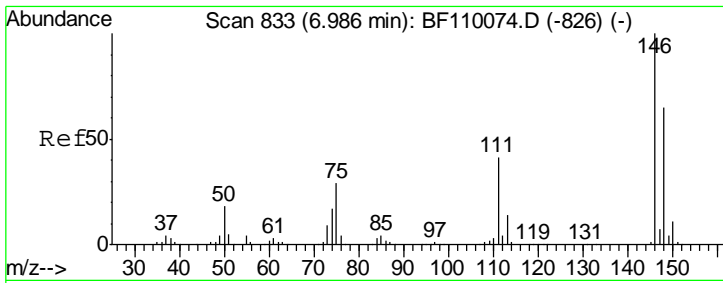
Tgt Ion	Resp	Lower	Upper
93	11218		
93	100		
63	80.3	53.4	93.4
95	33.2	12.1	52.1



#12  
 1,3-Dichlorobenzene  
 Concen: 0.992 ng  
 RT: 6.90 min Scan# 819  
 Delta R.T. -0.02 min  
 Lab File: BF110097.D  
 Acq: 24 Oct 2018 00:16

Tgt Ion	Resp	Lower	Upper
146	12904		
146	100		
148	65.4	50.4	75.6
75	27.4	25.8	38.6

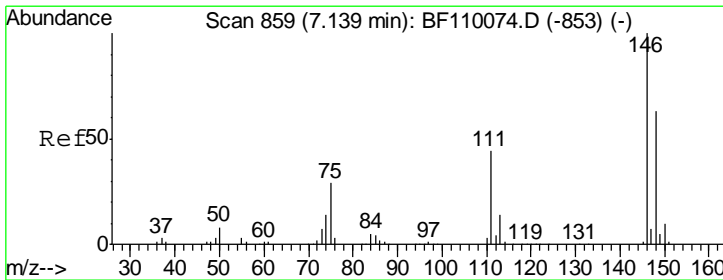
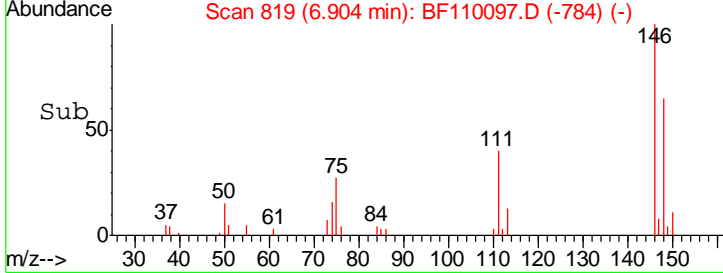
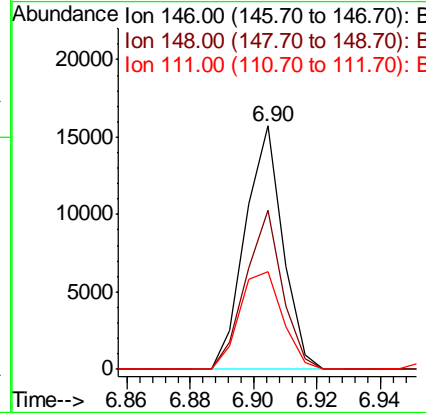
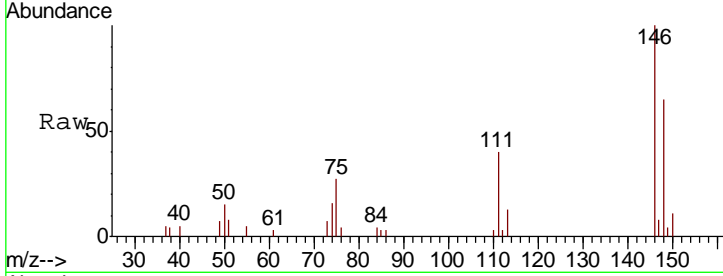




#13  
 1,4-Dichlorobenzene  
 Concen: 0.981 ng  
 RT: 6.90 min Scan# 819  
 Delta R.T. -0.09 min  
 Lab File: BF110097.D  
 Acq: 24 Oct 2018 00:16

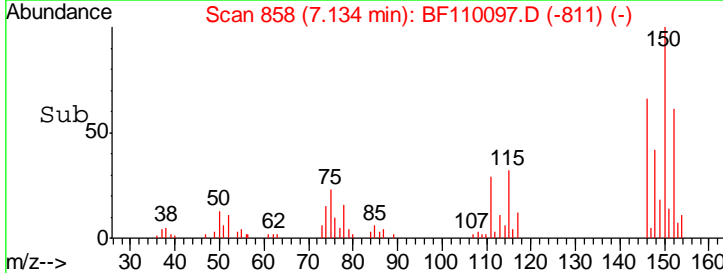
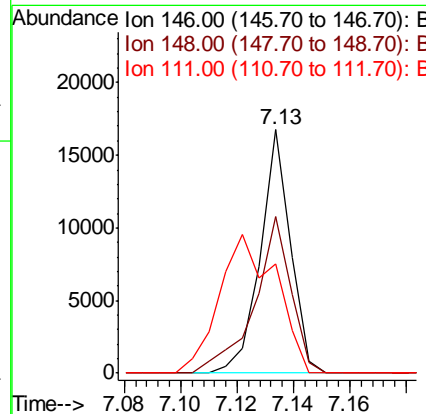
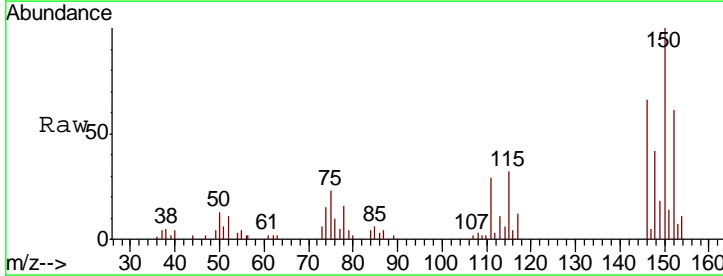
Instrument :  
 BNA\_F  
 ClientSampled :

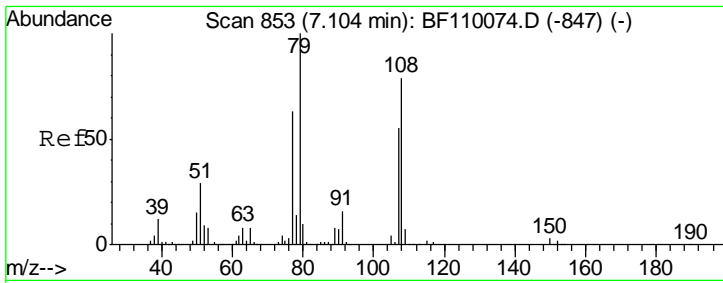
Tgt Ion	Resp	Lower	Upper
146	12904		
148	65.4	50.3	75.5
111	40.4	32.7	49.1



#14  
 1,2-Dichlorobenzene  
 Concen: 1.014 ng  
 RT: 7.13 min Scan# 858  
 Delta R.T. -0.02 min  
 Lab File: BF110097.D  
 Acq: 24 Oct 2018 00:16

Tgt Ion	Resp	Lower	Upper
146	12381		
148	64.4	51.1	76.7
111	44.9	35.8	53.6

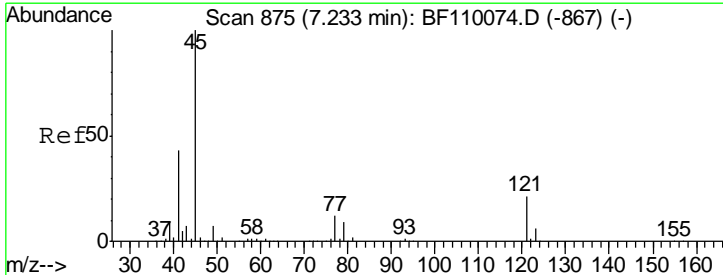
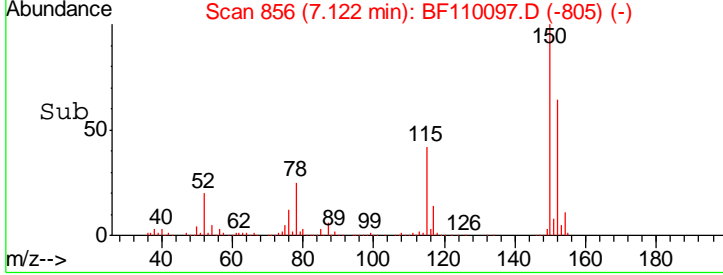
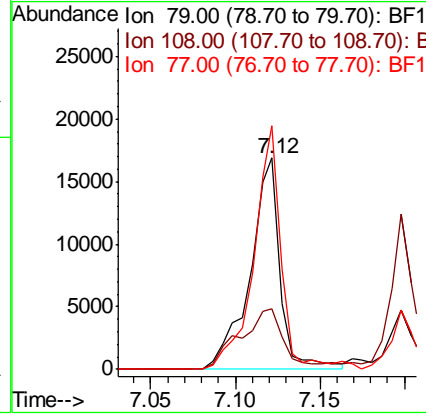
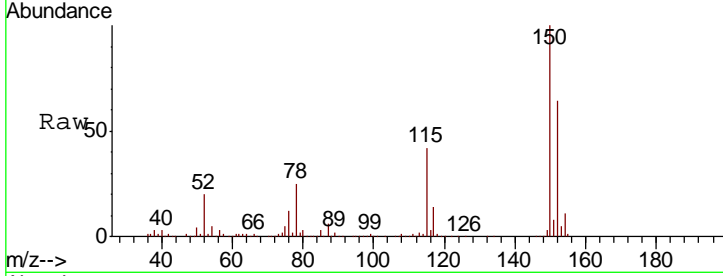




#15  
 Benzyl Alcohol  
 Concen: 2.095 ng  
 RT: 7.12 min Scan# 856  
 Delta R.T. -0.00 min  
 Lab File: BF110097.D  
 Acq: 24 Oct 2018 00:16

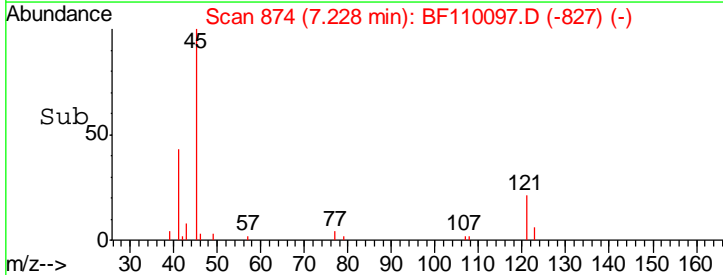
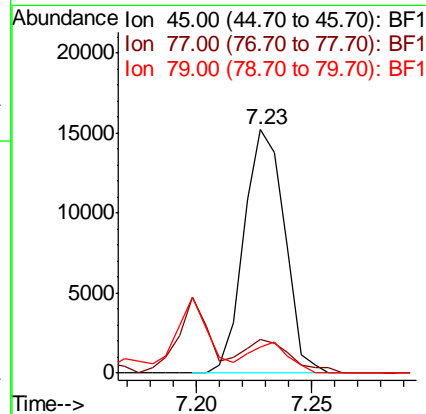
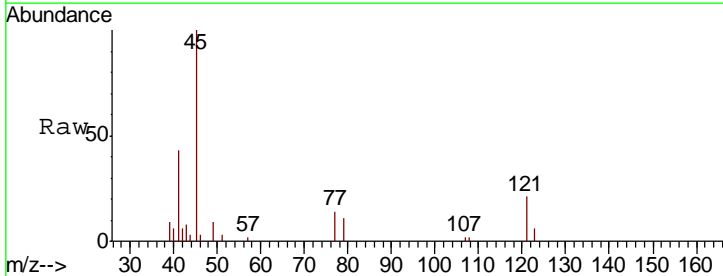
Instrument :  
 BNA\_F  
 ClientSampled :

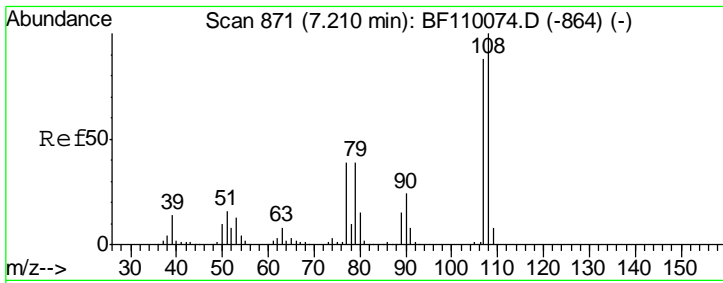
Tgt Ion	Resp	Lower	Upper
79	21129		
108	28.4	56.3	84.5#
77	115.1	52.9	79.3#



#16  
 2,2'-oxybis(1-Chloropropane)  
 Concen: 1.014 ng  
 RT: 7.23 min Scan# 874  
 Delta R.T. -0.02 min  
 Lab File: BF110097.D  
 Acq: 24 Oct 2018 00:16

Tgt Ion	Resp	Lower	Upper
45	18692		
77	13.7	10.0	50.0
79	10.6	6.1	46.1

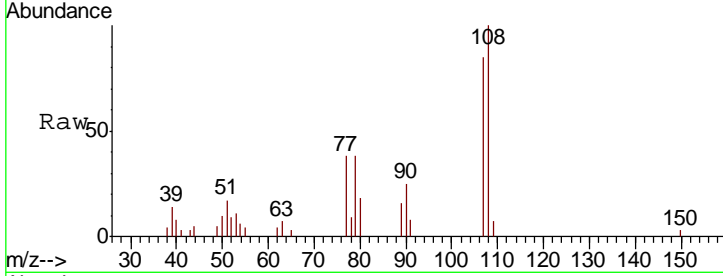




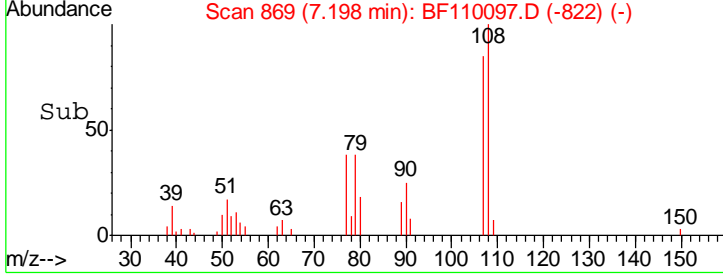
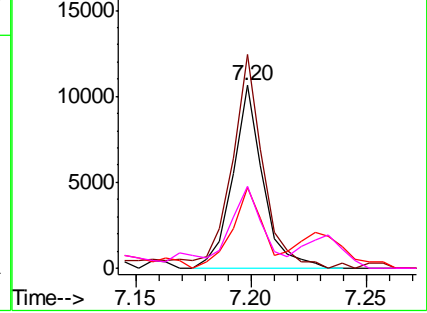
#17  
 2-Methylphenol  
 Concen: 1.027 ng  
 RT: 7.20 min Scan# 869  
 Delta R.T. -0.02 min  
 Lab File: BF110097.D  
 Acq: 24 Oct 2018 00:16

Instrument :  
 BNA\_F  
 ClientSampled :

Tgt Ion	Resp	Lower	Upper
107	100		
108	117.1	92.6	138.8
77	44.5	59.4	89.2#
79	44.8	54.0	81.0#

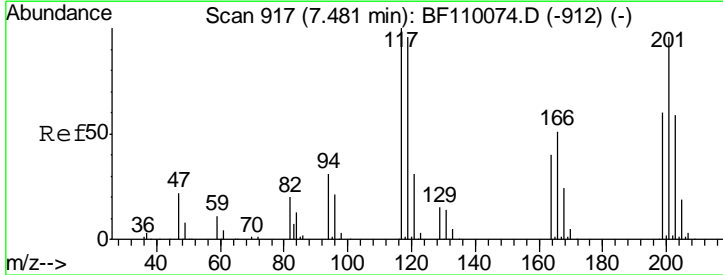


Abundance Ion 107.00 (106.70 to 107.70): E  
 Ion 108.00 (107.70 to 108.70): E  
 Ion 77.00 (76.70 to 77.70): BF1  
 Ion 79.00 (78.70 to 79.70): BF1

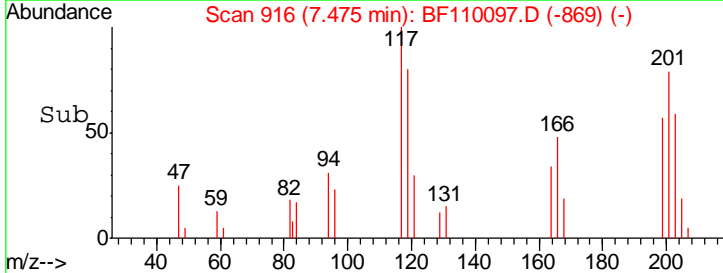
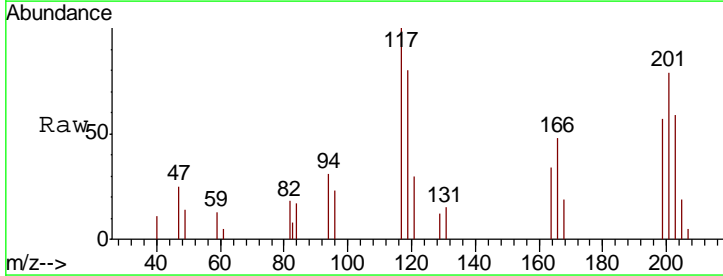
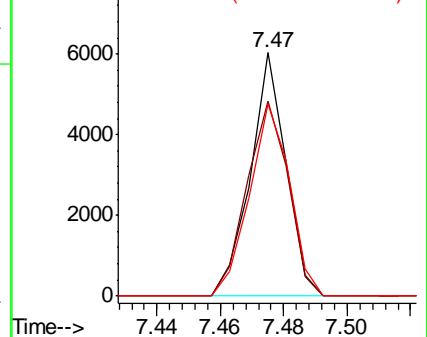


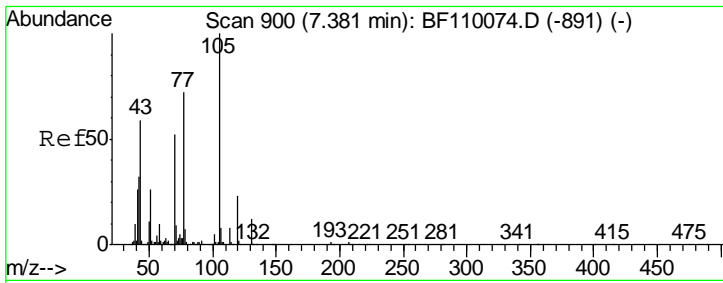
#18  
 Hexachloroethane  
 Concen: 0.977 ng  
 RT: 7.47 min Scan# 916  
 Delta R.T. -0.02 min  
 Lab File: BF110097.D  
 Acq: 24 Oct 2018 00:16

Tgt Ion	Resp	Lower	Upper
117	100		
119	80.3	75.0	112.6
201	79.2	79.2	118.8#



Abundance Ion 117.00 (116.70 to 117.70): E  
 Ion 119.00 (118.70 to 119.70): E  
 Ion 201.00 (200.70 to 201.70): E

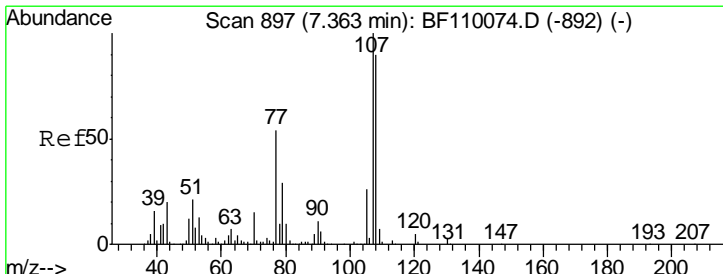
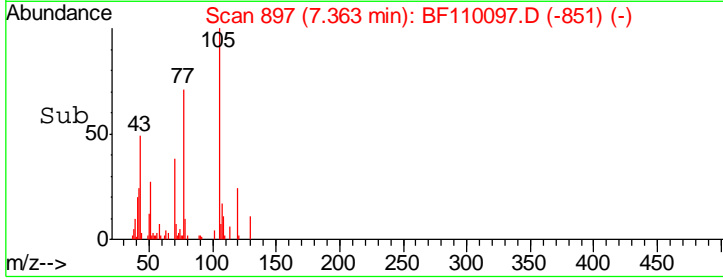
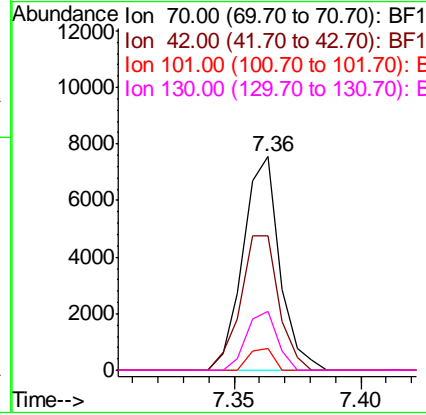
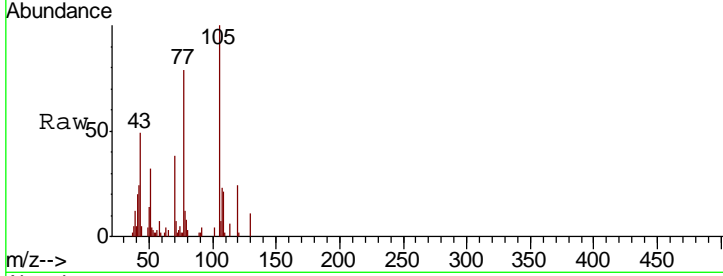




#19  
 n-Nitroso-di-n-propylamine  
 Concen: 0.906 ng  
 RT: 7.36 min Scan# 897  
 Delta R.T. -0.03 min  
 Lab File: BF110097.D  
 Acq: 24 Oct 2018 00:16

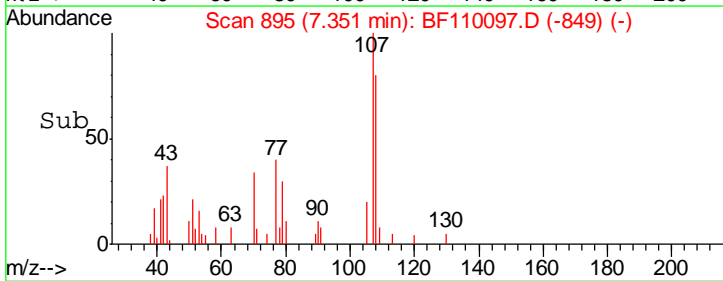
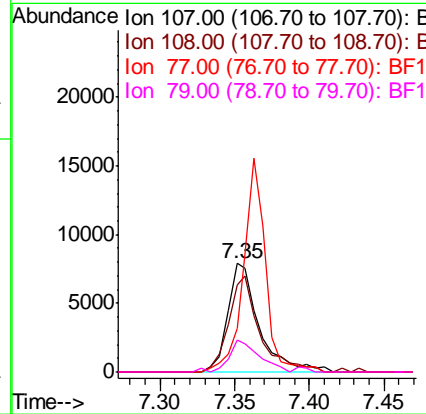
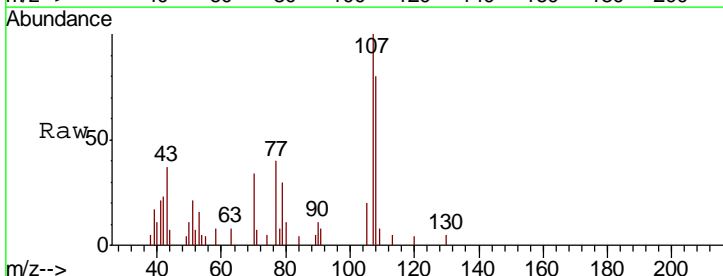
Instrument :  
 BNA\_F  
 ClientSampled :

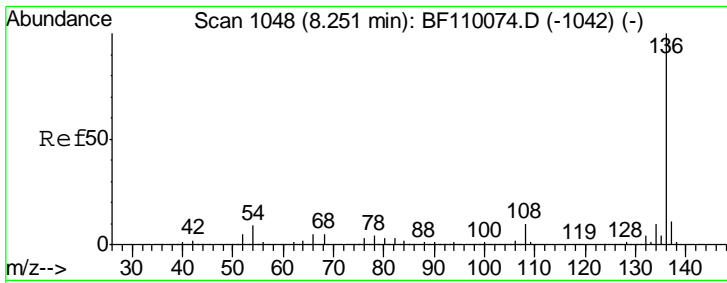
Tgt Ion	Resp	Lower	Upper
70	100		
42	62.8	47.4	71.2
101	10.3	7.3	10.9
130	27.7	16.2	24.2#



#20  
 3+4-Methylphenols  
 Concen: 0.966 ng  
 RT: 7.35 min Scan# 895  
 Delta R.T. -0.03 min  
 Lab File: BF110097.D  
 Acq: 24 Oct 2018 00:16

Tgt Ion	Resp	Lower	Upper
107	100		
108	79.5	71.4	111.4
77	40.0	47.3	87.3#
79	29.5	10.9	50.9

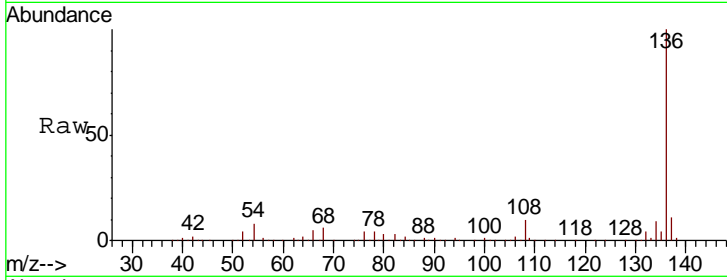




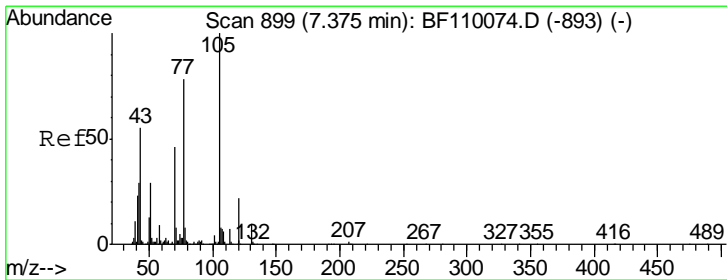
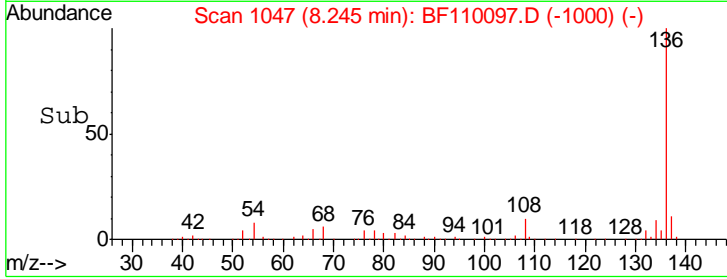
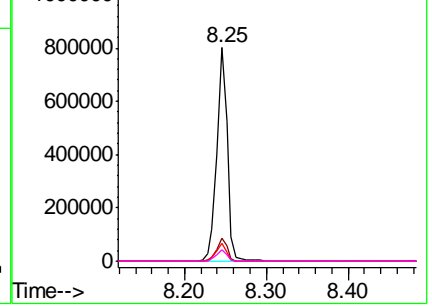
#21  
 Naphthalene-d8  
 Concen: 20.000 ng  
 RT: 8.25 min Scan# 1047  
 Delta R.T. -0.02 min  
 Lab File: BF110097.D  
 Acq: 24 Oct 2018 00:16

Instrument :  
 BNA\_F  
 ClientSampled :

Tgt Ion	Resp	Lower	Upper
136	100		
137	10.7	8.8	13.2
54	8.2	5.4	8.2#
68	5.5	4.2	6.2

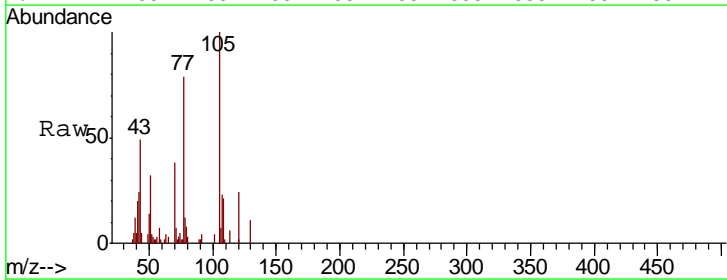


Abundance  
 Ion 136.00 (135.70 to 136.70): E  
 Ion 137.00 (136.70 to 137.70): E  
 Ion 54.00 (53.70 to 54.70): BF1  
 Ion 68.00 (67.70 to 68.70): BF1

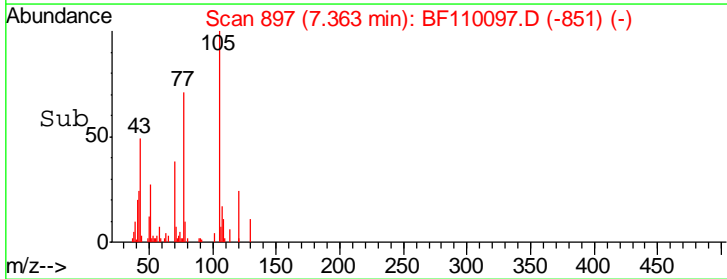
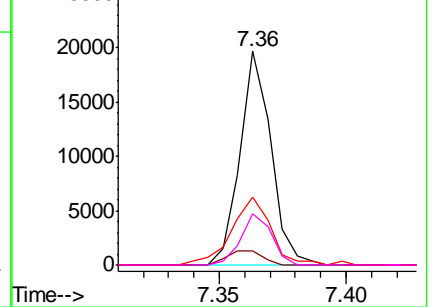


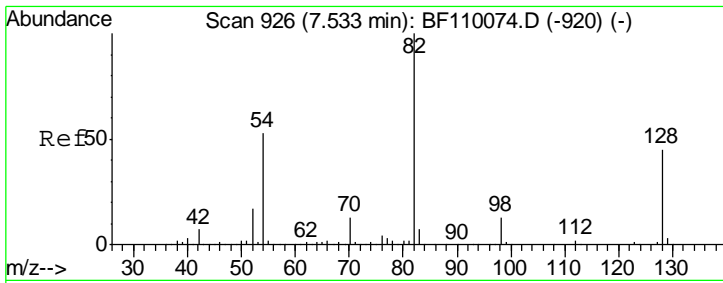
#22  
 Acetophenone  
 Concen: 1.017 ng  
 RT: 7.36 min Scan# 897  
 Delta R.T. -0.03 min  
 Lab File: BF110097.D  
 Acq: 24 Oct 2018 00:16

Tgt Ion	Resp	Lower	Upper
105	100		
71	6.6	5.2	7.8
51	31.7	21.8	32.8
120	24.0	17.0	25.4



Abundance  
 Ion 105.00 (104.70 to 105.70): E  
 Ion 71.00 (70.70 to 71.70): BF1  
 Ion 51.00 (50.70 to 51.70): BF1  
 Ion 120.00 (119.70 to 120.70): E

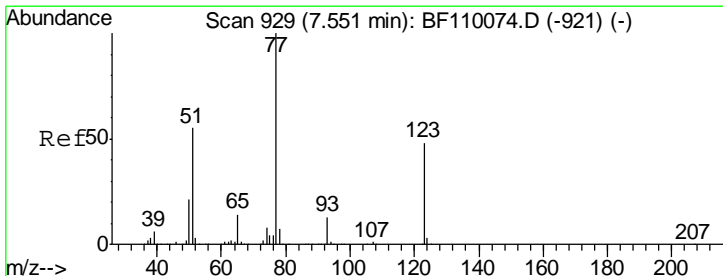
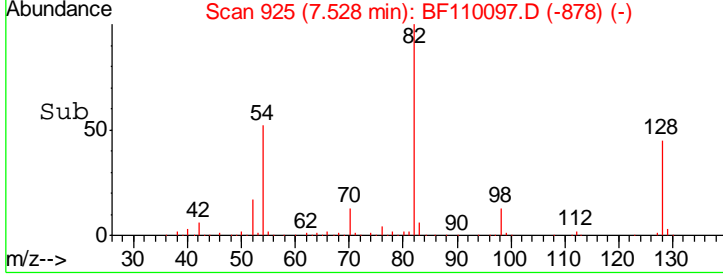
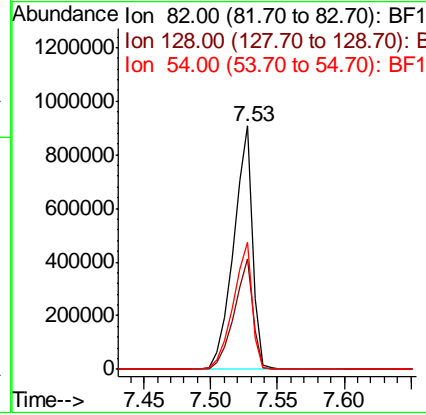
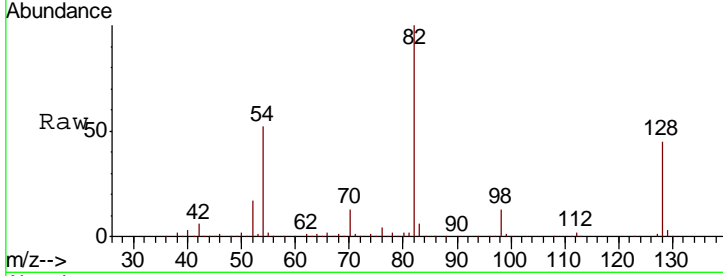




#23  
 Nitrobenzene-d5  
 Concen: 75.811 ng  
 RT: 7.53 min Scan# 925  
 Delta R.T. -0.02 min  
 Lab File: BF110097.D  
 Acq: 24 Oct 2018 00:16

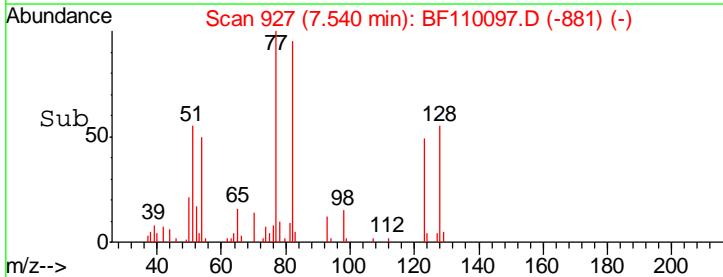
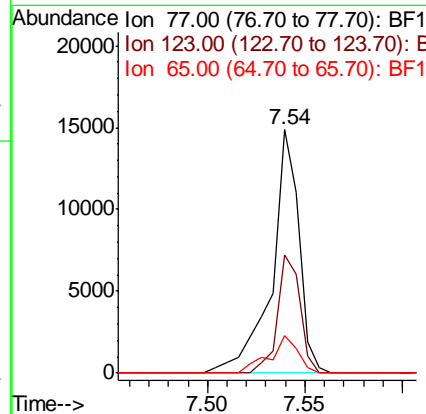
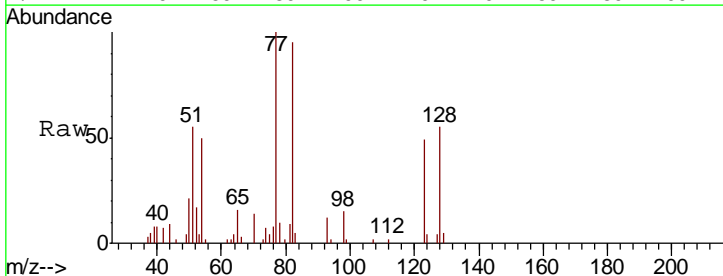
Instrument :  
 BNA\_F  
 ClientSampled :

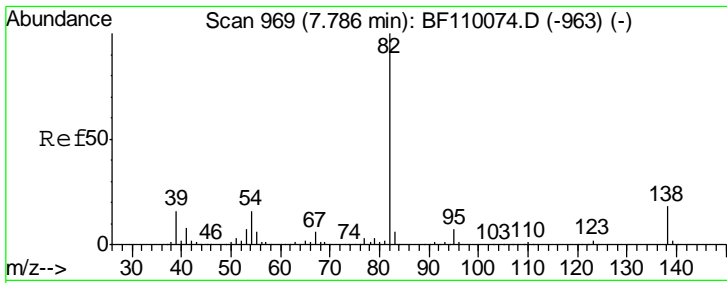
Tgt Ion	Resp	Lower	Upper
82	100		
128	45.5	34.2	51.2
54	52.1	38.6	58.0



#24  
 Nitrobenzene  
 Concen: 1.151 ng  
 RT: 7.54 min Scan# 927  
 Delta R.T. -0.03 min  
 Lab File: BF110097.D  
 Acq: 24 Oct 2018 00:16

Tgt Ion	Resp	Lower	Upper
77	100		
123	48.8	35.7	53.5
65	15.6	10.7	16.1

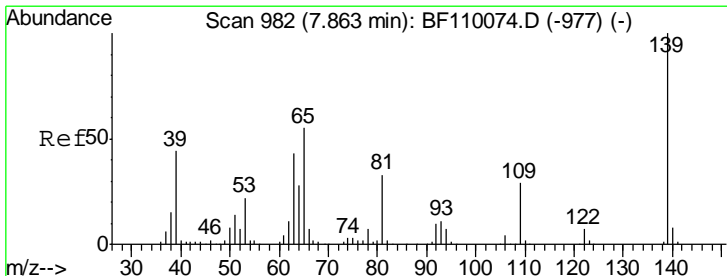
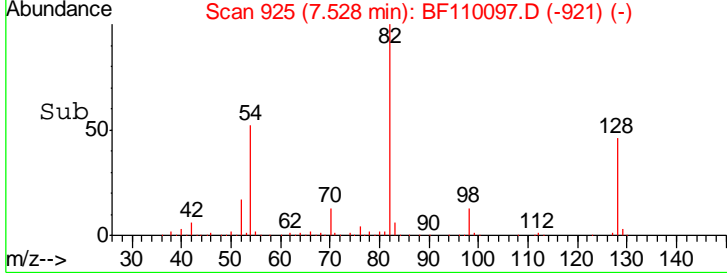
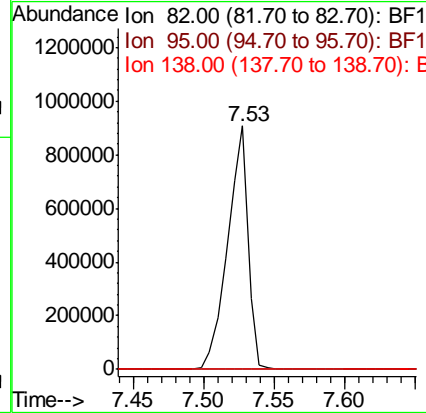
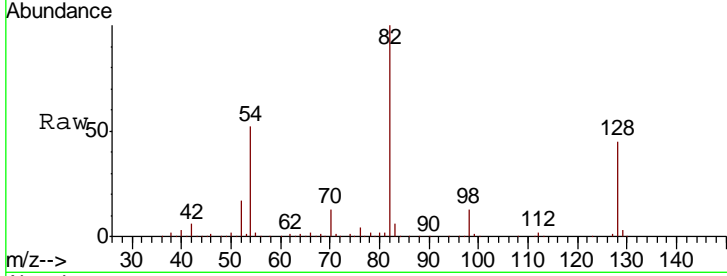




#25  
 Isophorone  
 Concen: 44.369 ng  
 RT: 7.53 min Scan# 925  
 Delta R.T. -0.28 min  
 Lab File: BF110097.D  
 Acq: 24 Oct 2018 00:16

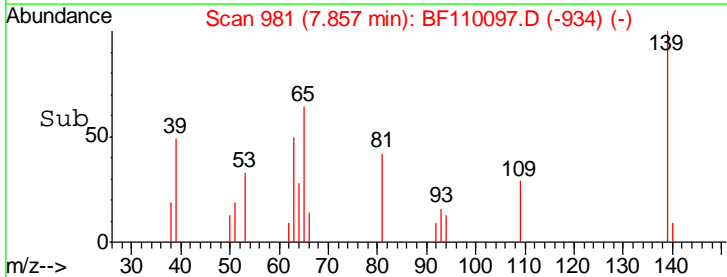
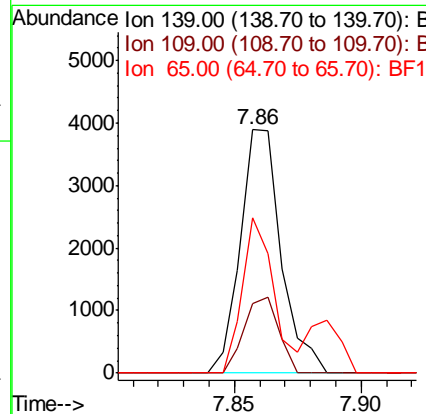
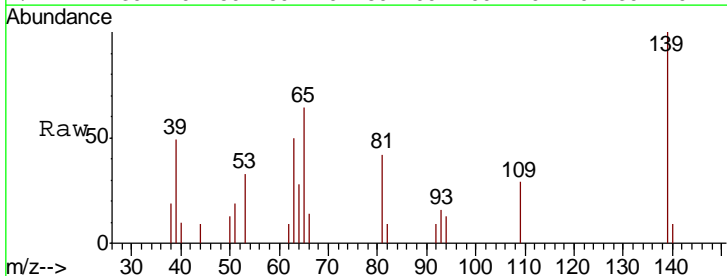
Instrument :  
 BNA\_F  
 ClientSampled :

Tgt Ion	Resp	Lower	Upper
82	911914		
95	0.0	5.7	8.5#
138	0.0	13.2	19.8#

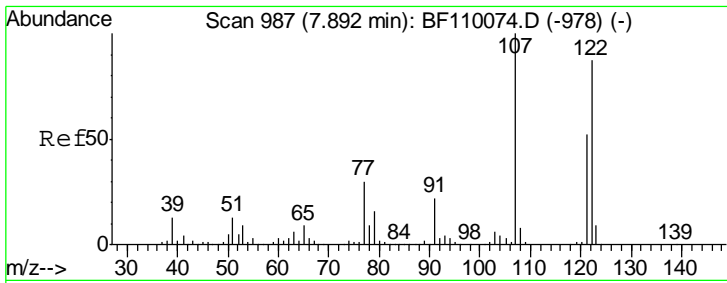


#26  
 2-Nitrophenol  
 Concen: 0.737 ng  
 RT: 7.86 min Scan# 981  
 Delta R.T. -0.02 min  
 Lab File: BF110097.D  
 Acq: 24 Oct 2018 00:16

Tgt Ion	Resp	Lower	Upper
139	4363		
109	28.7	25.0	37.6
65	63.8	44.0	66.0



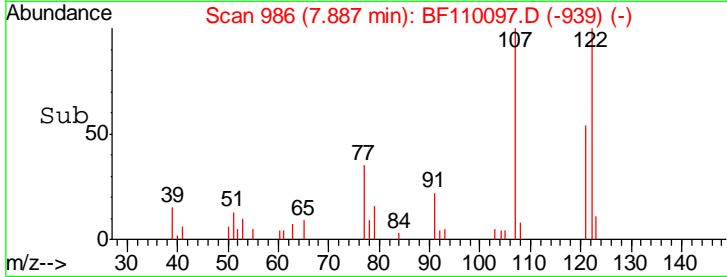
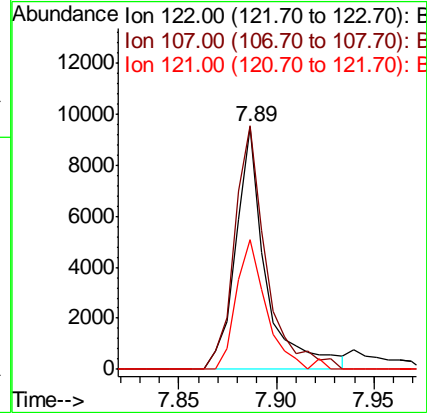
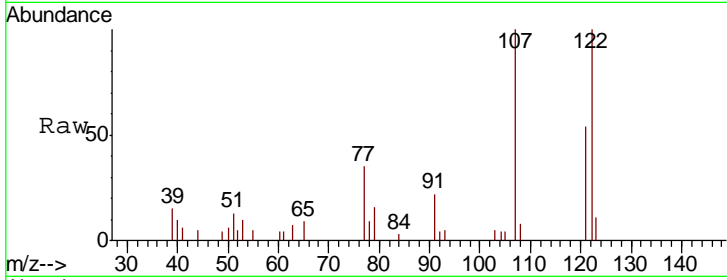




#27  
 2,4-Dimethylphenol  
 Concen: 1.032 ng  
 RT: 7.89 min Scan# 986  
 Delta R.T. -0.02 min  
 Lab File: BF110097.D  
 Acq: 24 Oct 2018 00:16

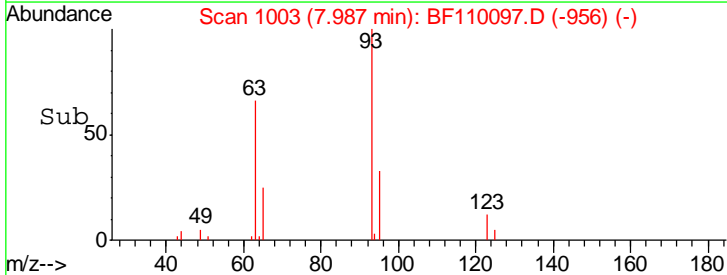
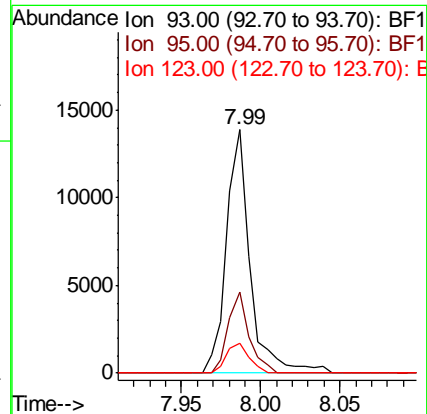
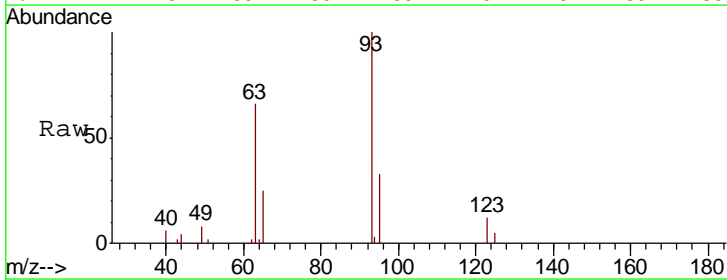
Instrument :  
 BNA\_F  
 ClientSampled :

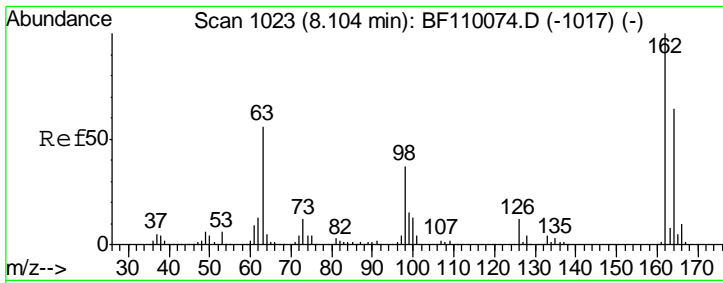
Tgt Ion	Resp	Lower	Upper
122	10138		
107	100.5	92.5	138.7
121	53.8	45.8	68.8



#28  
 bis(2-Chloroethoxy)methane  
 Concen: 1.029 ng  
 RT: 7.99 min Scan# 1003  
 Delta R.T. -0.02 min  
 Lab File: BF110097.D  
 Acq: 24 Oct 2018 00:16

Tgt Ion	Resp	Lower	Upper
93	14365		
95	33.1	26.4	39.6
123	12.4	9.0	13.6

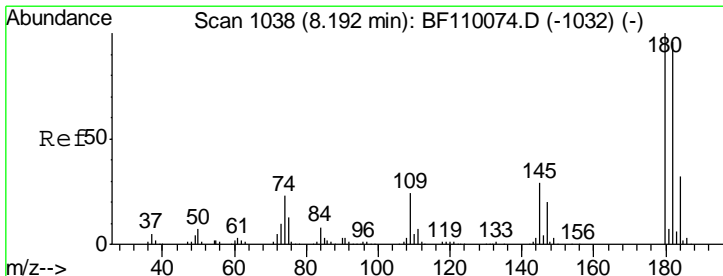
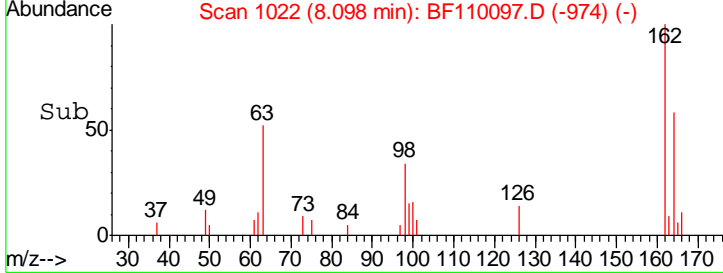
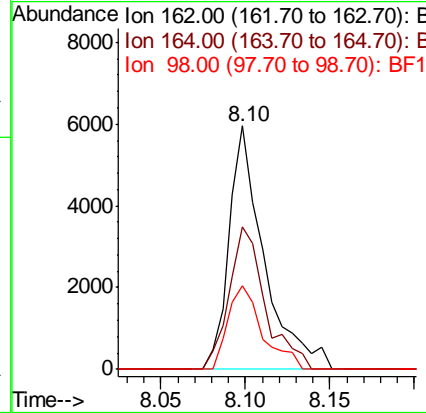
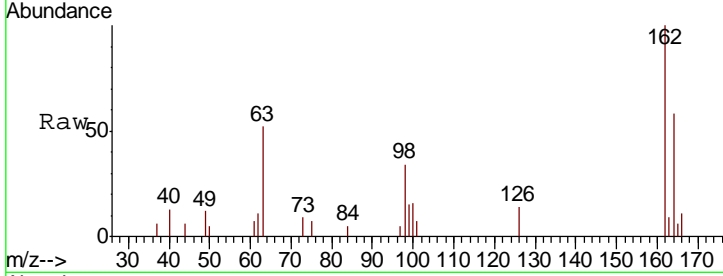




#29  
 2,4-Dichlorophenol  
 Concen: 0.864 ng  
 RT: 8.10 min Scan# 1022  
 Delta R.T. -0.02 min  
 Lab File: BF110097.D  
 Acq: 24 Oct 2018 00:16

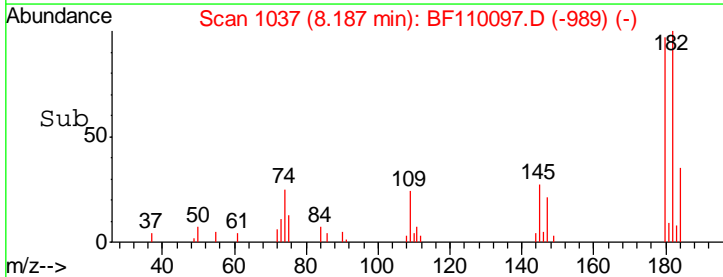
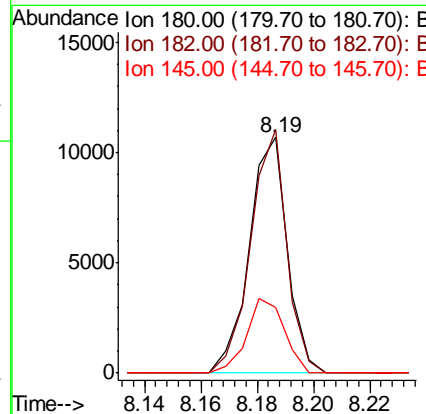
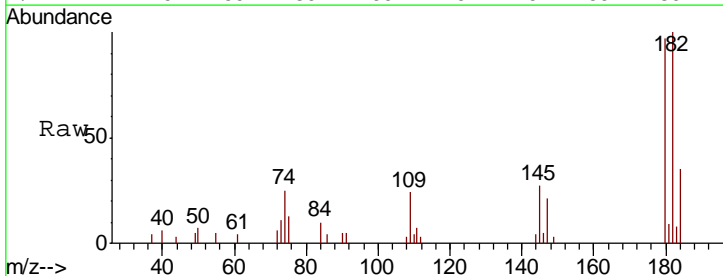
Instrument :  
 BNA\_F  
 ClientSampled :

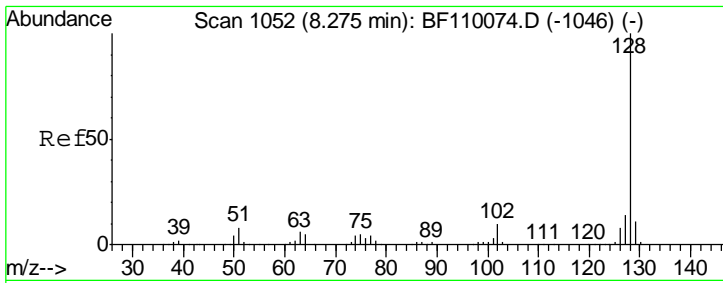
Tgt Ion	Resp	Lower	Upper
162	100		
164	58.5	44.6	84.6
98	34.2	17.4	57.4



#30  
 1,2,4-Trichlorobenzene  
 Concen: 0.898 ng  
 RT: 8.19 min Scan# 1037  
 Delta R.T. -0.02 min  
 Lab File: BF110097.D  
 Acq: 24 Oct 2018 00:16

Tgt Ion	Resp	Lower	Upper
180	100		
182	103.4	80.3	120.5
145	27.8	25.4	38.0

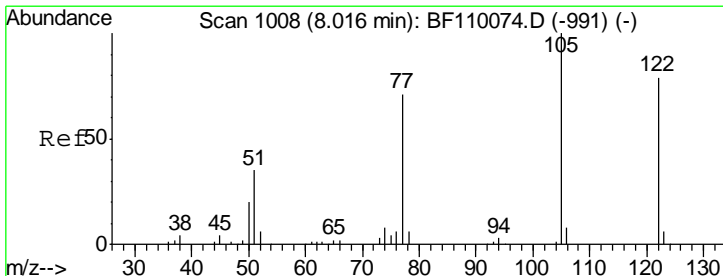
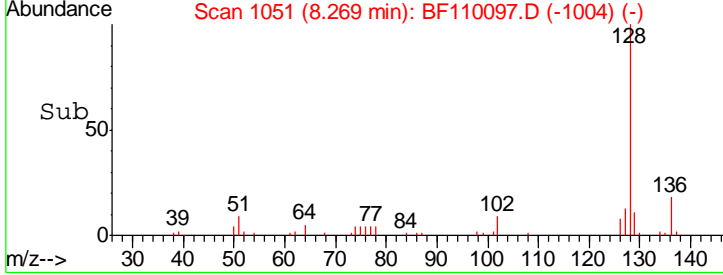
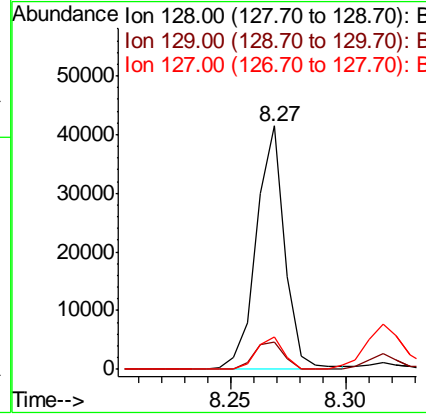
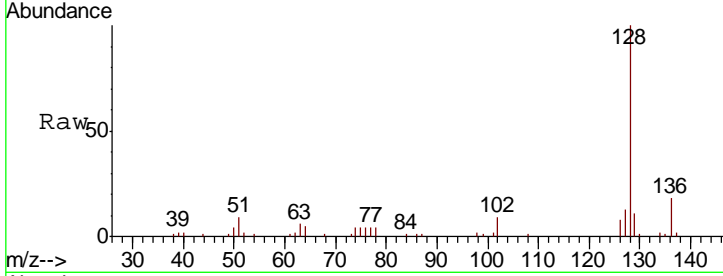




#31  
 Naphthalene  
 Concen: 1.087 ng  
 RT: 8.27 min Scan# 1051  
 Delta R.T. -0.02 min  
 Lab File: BF110097.D  
 Acq: 24 Oct 2018 00:16

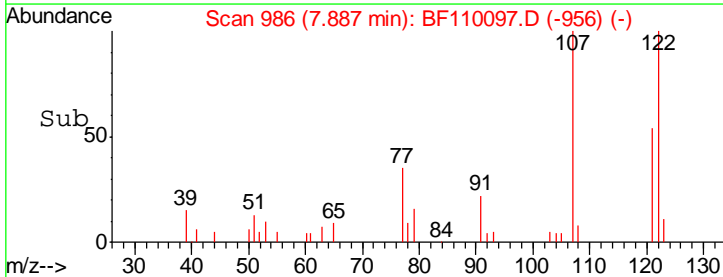
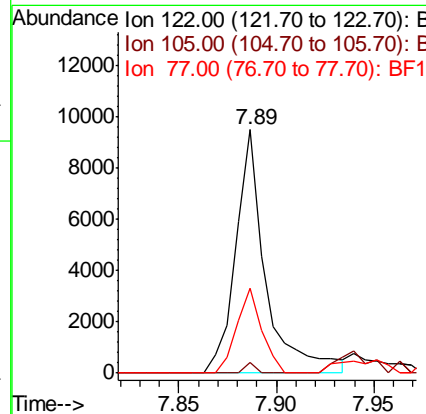
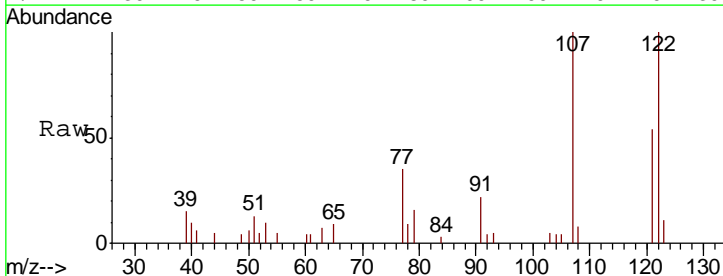
Instrument :  
 BNA\_F  
 ClientSampled :

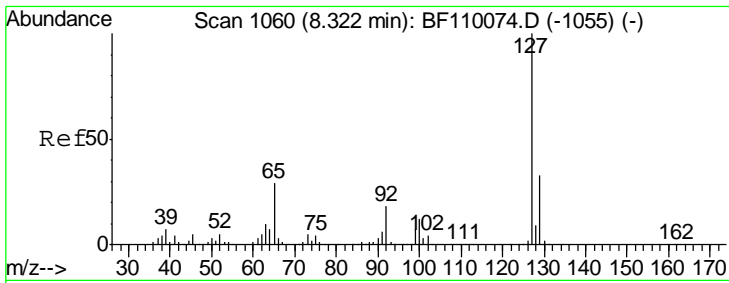
Tgt Ion	Resp	Lower	Upper
128	35826		
129	11.0	8.8	13.2
127	13.1	10.8	16.2



#32  
 Benzoic acid  
 Concen: 1.336 ng  
 RT: 7.89 min Scan# 986  
 Delta R.T. -0.12 min  
 Lab File: BF110097.D  
 Acq: 24 Oct 2018 00:16

Tgt Ion	Resp	Lower	Upper
122	10138		
105	4.2	109.0	149.0#
77	35.1	79.0	119.0#

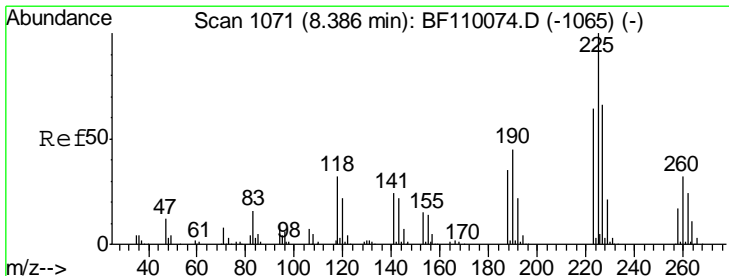
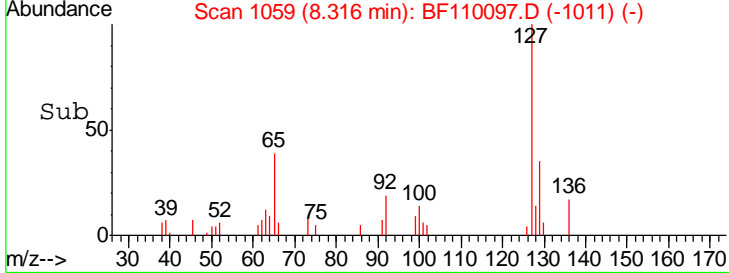
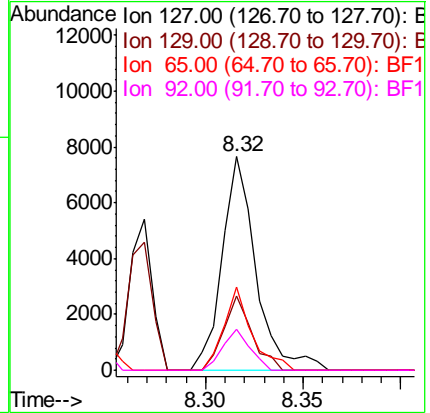
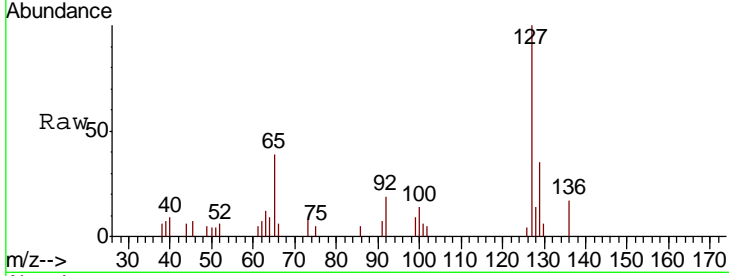




#33  
 4-Chloroaniline  
 Concen: 0.622 ng  
 RT: 8.32 min Scan# 1059  
 Delta R.T. -0.02 min  
 Lab File: BF110097.D  
 Acq: 24 Oct 2018 00:16

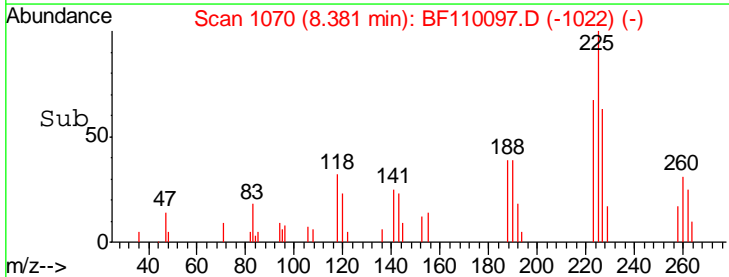
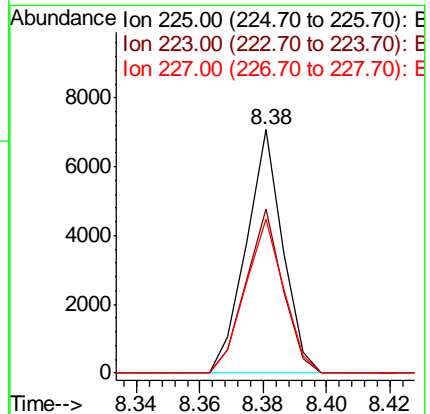
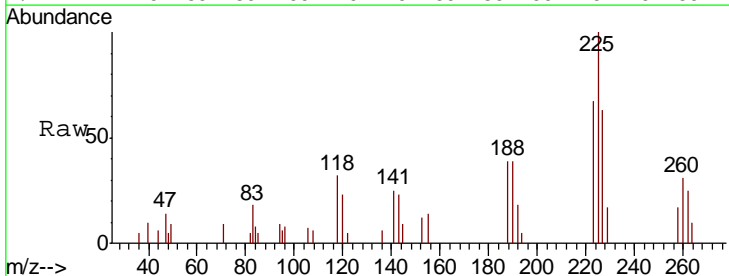
Instrument :  
 BNA\_F  
 ClientSampled :

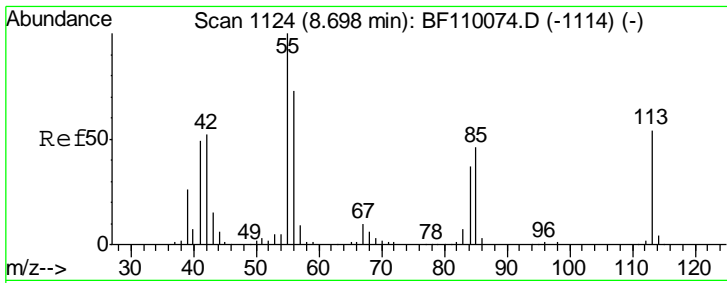
Tgt Ion	Resp	Lower	Upper
127	9222		
129	34.6	26.0	39.0
65	38.8	25.1	37.7#
92	19.0	15.0	22.6



#34  
 Hexachlorobutadiene  
 Concen: 0.918 ng  
 RT: 8.38 min Scan# 1070  
 Delta R.T. -0.02 min  
 Lab File: BF110097.D  
 Acq: 24 Oct 2018 00:16

Tgt Ion	Resp	Lower	Upper
225	5665		
223	67.4	51.4	77.2
227	63.5	51.0	76.6

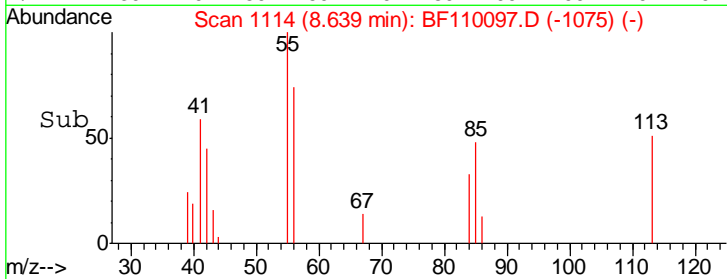
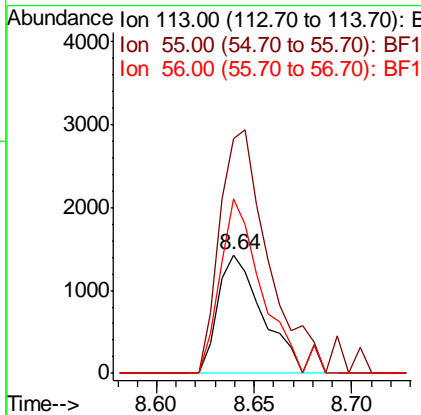
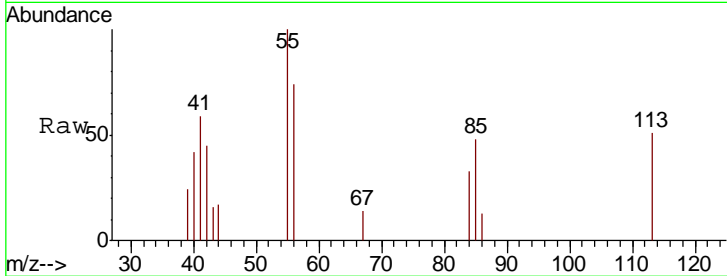




#35  
 Caprolactam  
 Concen: 0.683 ng  
 RT: 8.64 min Scan# 1114  
 Delta R.T. -0.07 min  
 Lab File: BF110097.D  
 Acq: 24 Oct 2018 00:16

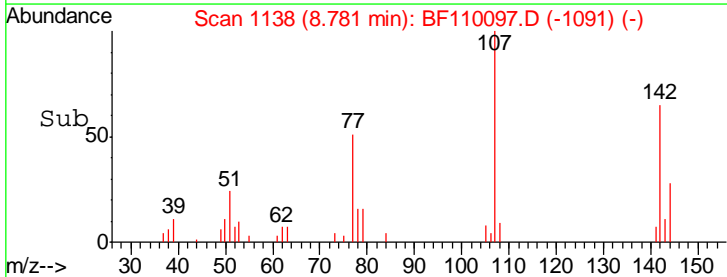
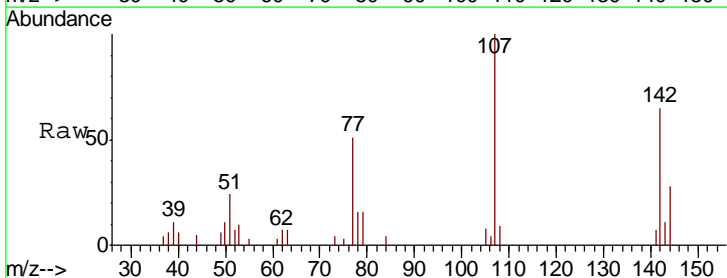
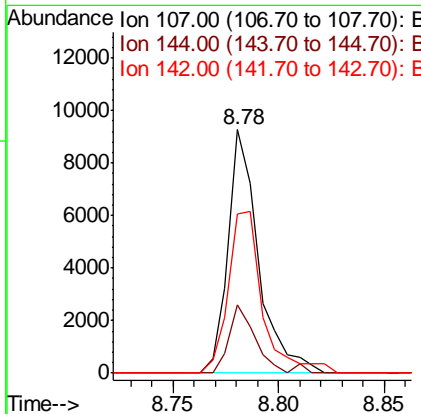
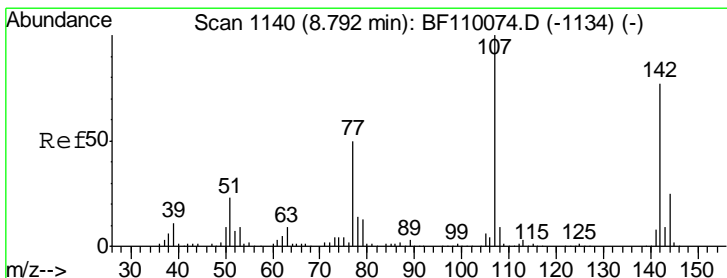
Instrument :  
 BNA\_F  
 ClientSampled :

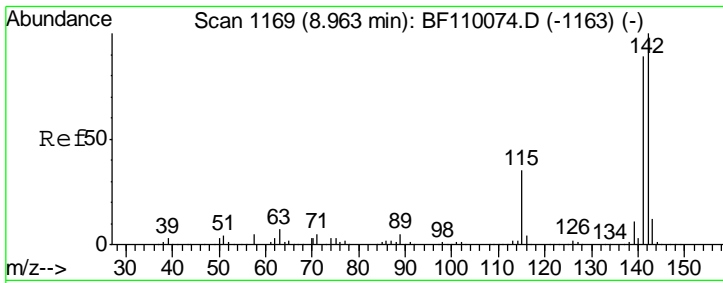
Tgt Ion	Resp	Lower	Upper
113	100		
55	197.7	142.8	182.8#
56	146.9	105.0	145.0#



#36  
 4-Chloro-3-methylphenol  
 Concen: 0.862 ng  
 RT: 8.78 min Scan# 1138  
 Delta R.T. -0.02 min  
 Lab File: BF110097.D  
 Acq: 24 Oct 2018 00:16

Tgt Ion	Resp	Lower	Upper
107	100		
144	27.9	20.0	30.0
142	65.4	59.7	89.5

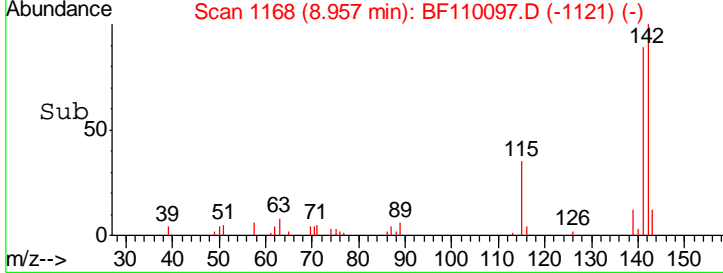
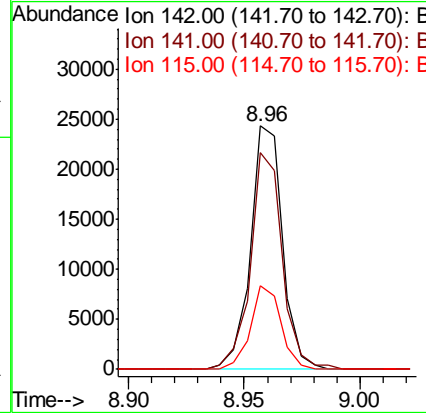
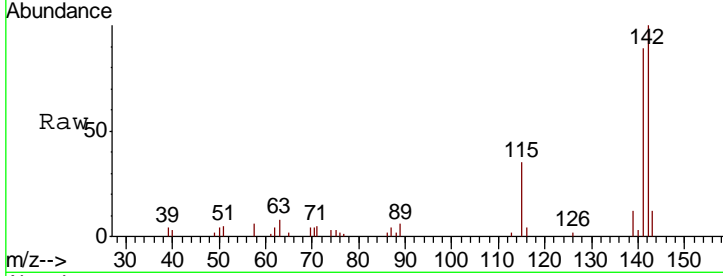




#37  
 2-Methylnaphthalene  
 Concen: 1.086 ng  
 RT: 8.96 min Scan# 1168  
 Delta R.T. -0.02 min  
 Lab File: BF110097.D  
 Acq: 24 Oct 2018 00:16

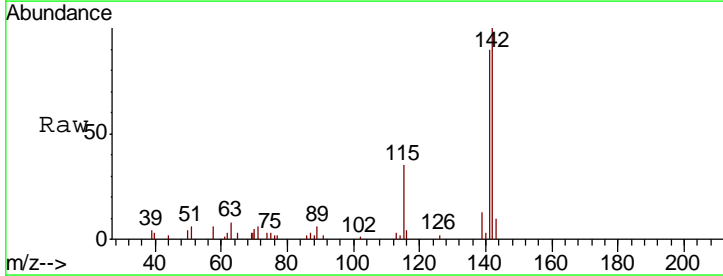
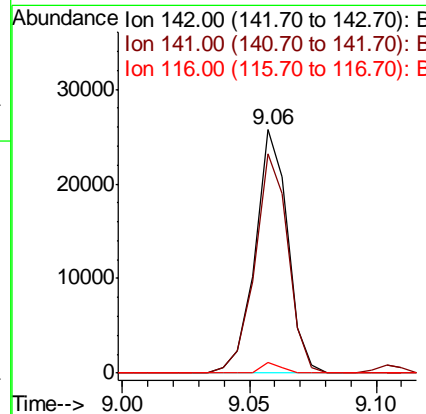
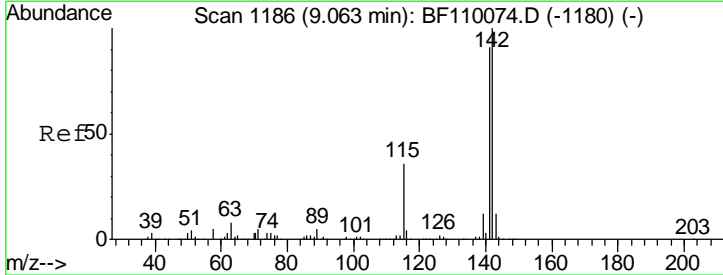
Instrument :  
 BNA\_F  
 ClientSampled :

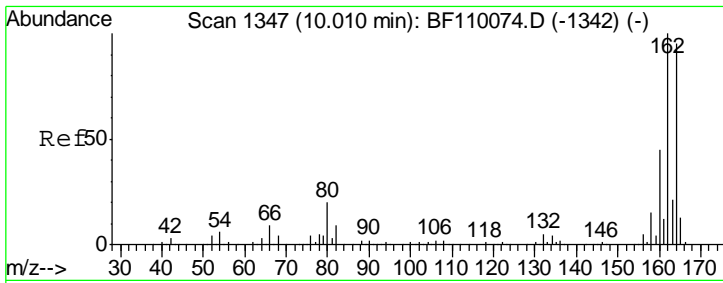
Tgt Ion	Resp	Lower	Upper
142	23673		
141	88.9	71.4	107.2
115	34.5	28.7	43.1



#38  
 1-Methylnaphthalene  
 Concen: 1.091 ng  
 RT: 9.06 min Scan# 1185  
 Delta R.T. -0.02 min  
 Lab File: BF110097.D  
 Acq: 24 Oct 2018 00:16

Tgt Ion	Resp	Lower	Upper
142	23000		
141	90.3	74.2	111.4
116	4.3	2.6	4.0#

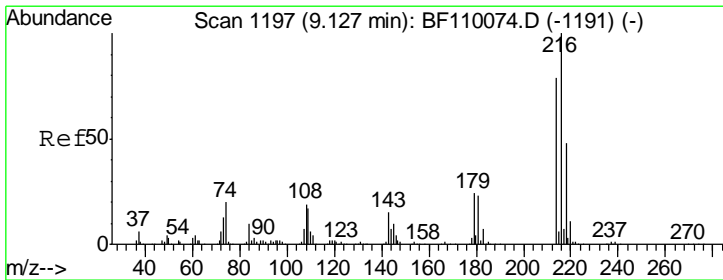
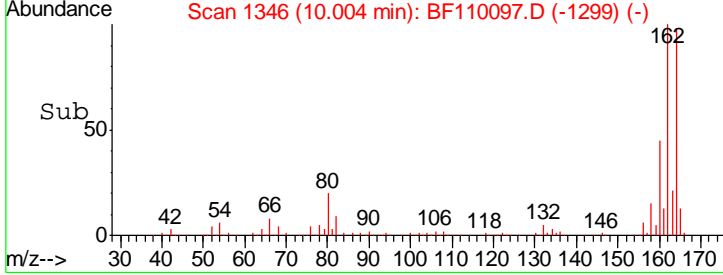
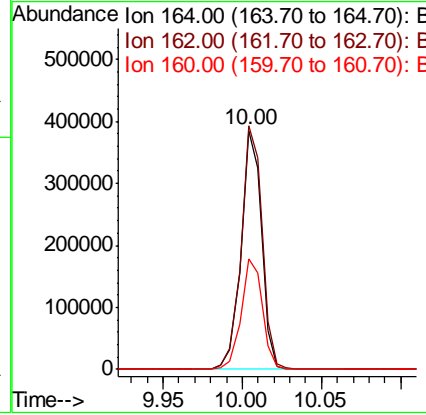
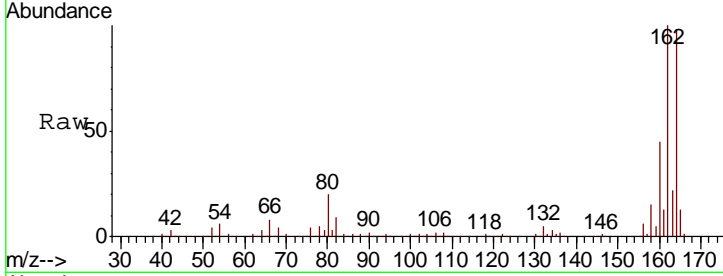




#39  
 Acenaphthene-d10  
 Concen: 20.000 ng  
 RT: 10.00 min Scan# 1346  
 Delta R.T. -0.02 min  
 Lab File: BF110097.D  
 Acq: 24 Oct 2018 00:16

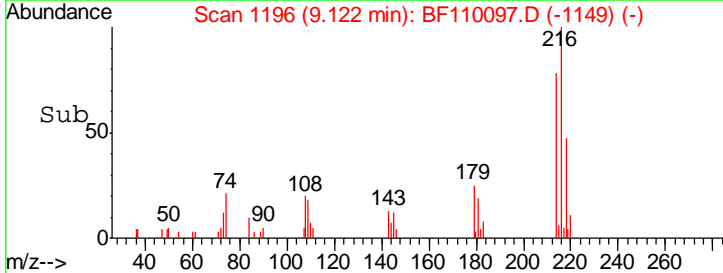
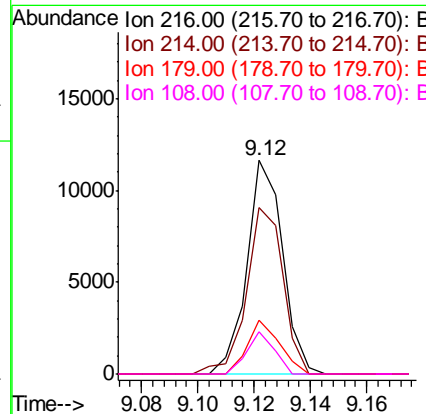
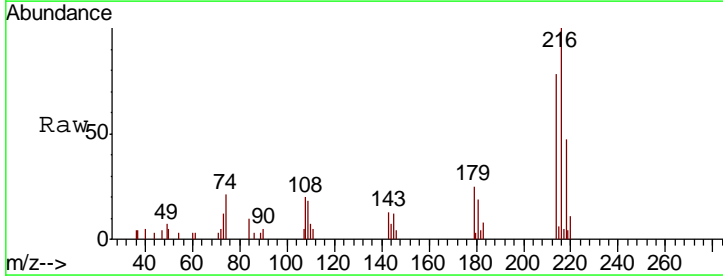
Instrument :  
 BNA\_F  
 ClientSampled :

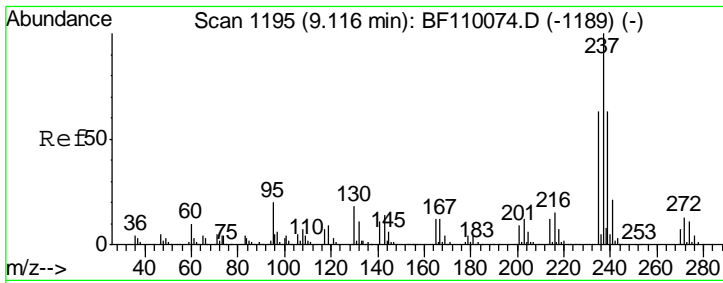
Tgt Ion	Resp	Lower	Upper
164	100		
162	101.8	83.0	124.6
160	46.3	37.0	55.6



#40  
 1,2,4,5-Tetrachlorobenzene  
 Concen: 0.946 ng  
 RT: 9.12 min Scan# 1196  
 Delta R.T. -0.02 min  
 Lab File: BF110097.D  
 Acq: 24 Oct 2018 00:16

Tgt Ion	Resp	Lower	Upper
216	100		
214	79.8	63.8	95.6
179	22.8	16.6	25.0
108	15.4	15.1	22.7

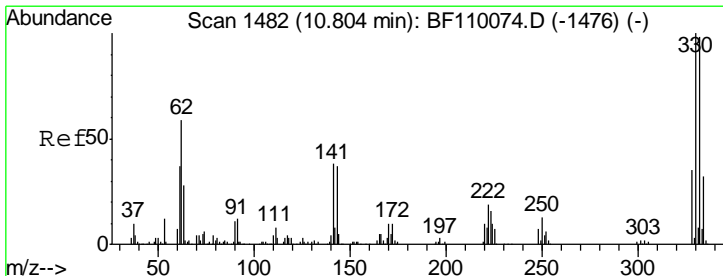
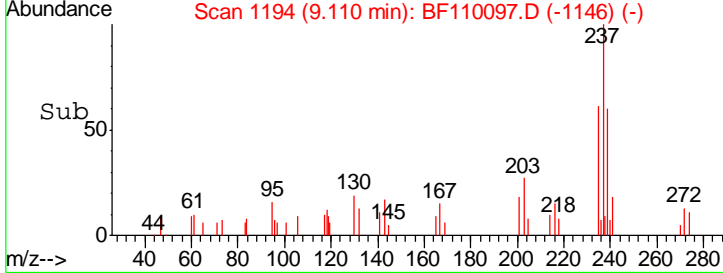
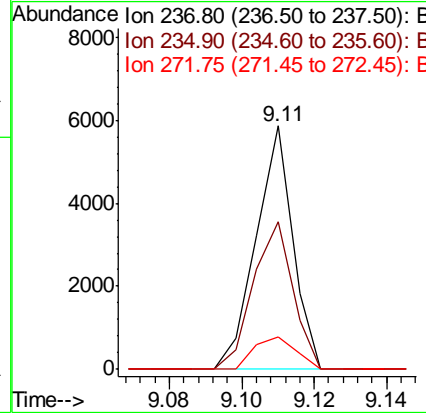
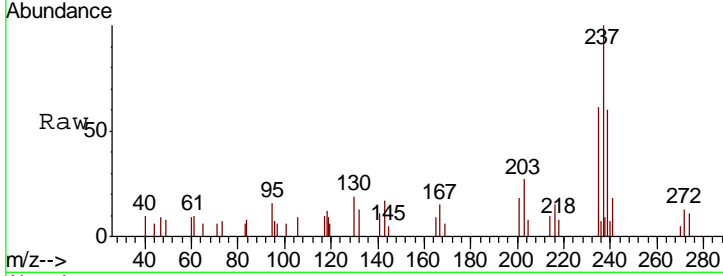




#41  
 Hexachlorocyclopentadiene  
 Concen: 0.749 ng  
 RT: 9.11 min Scan# 1194  
 Delta R.T. -0.02 min  
 Lab File: BF110097.D  
 Acq: 24 Oct 2018 00:16

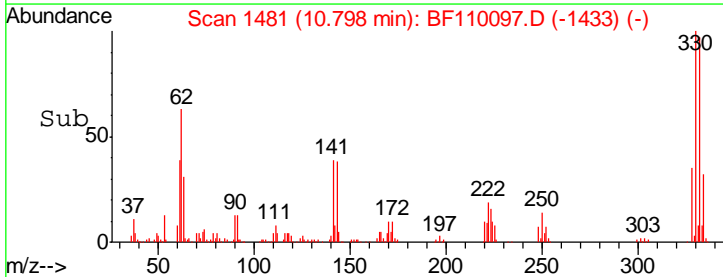
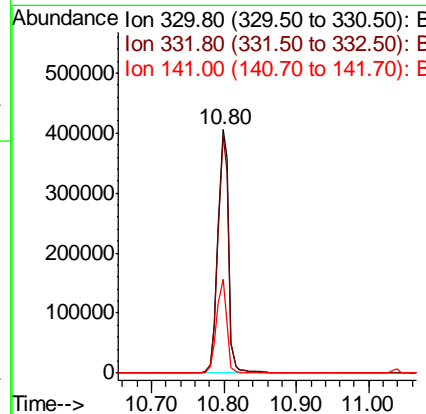
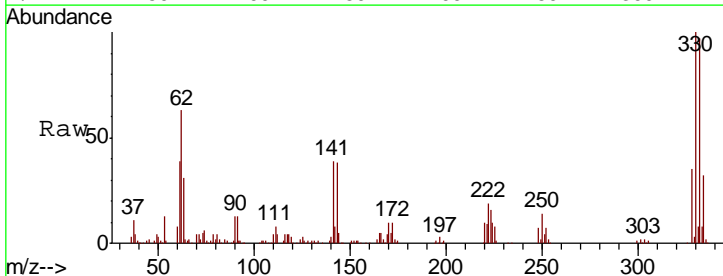
Instrument :  
 BNA\_F  
 ClientSampled :

Tgt Ion	Resp	Lower	Upper
237	100		
235	60.7	43.1	83.1
272	13.5	0.0	32.6

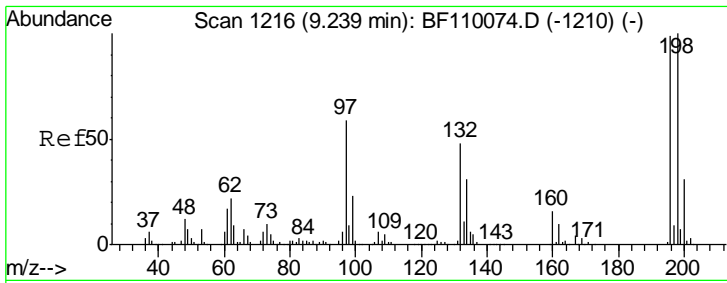


#42  
 2,4,6-Tribromophenol  
 Concen: 123.927 ng  
 RT: 10.80 min Scan# 1481  
 Delta R.T. -0.02 min  
 Lab File: BF110097.D  
 Acq: 24 Oct 2018 00:16

Tgt Ion	Resp	Lower	Upper
330	100		
332	95.1	77.1	115.7
141	36.7	27.0	40.4



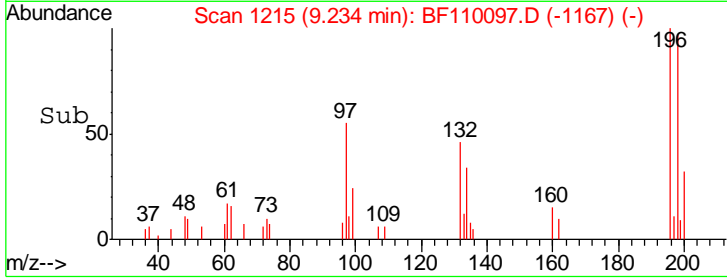
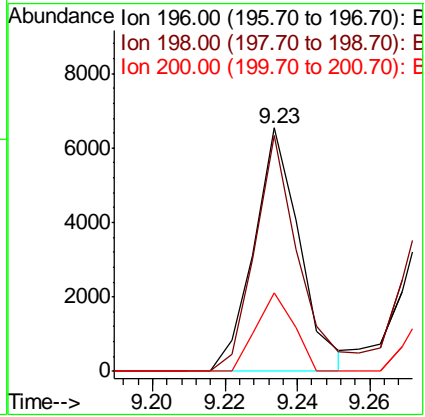
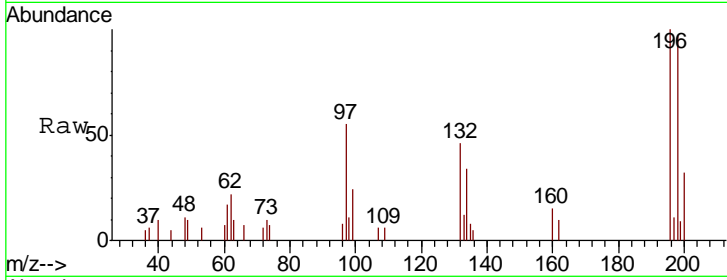




#43  
 2,4,6-Trichlorophenol  
 Concen: 0.822 ng  
 RT: 9.23 min Scan# 1215  
 Delta R.T. -0.02 min  
 Lab File: BF110097.D  
 Acq: 24 Oct 2018 00:16

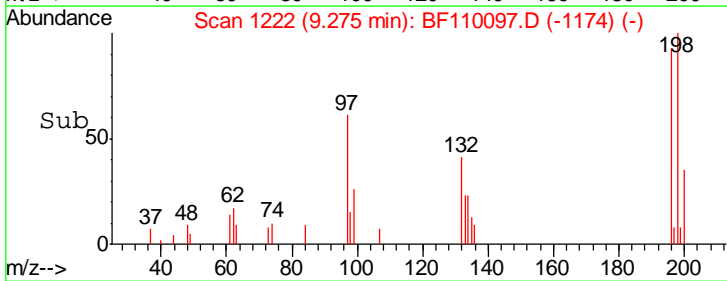
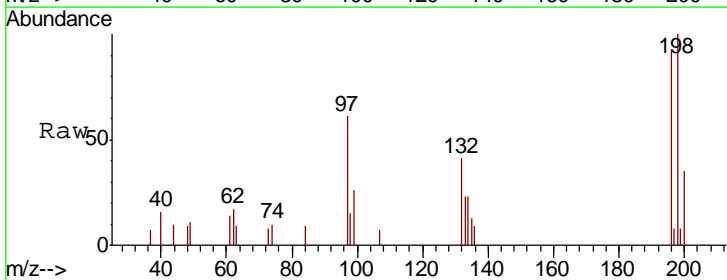
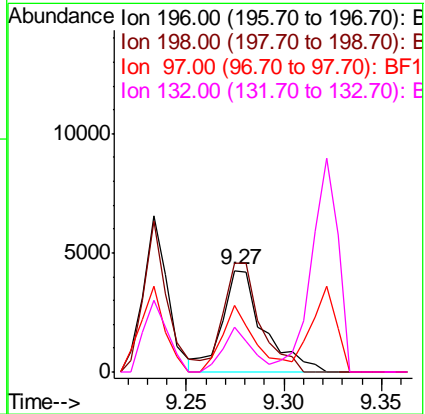
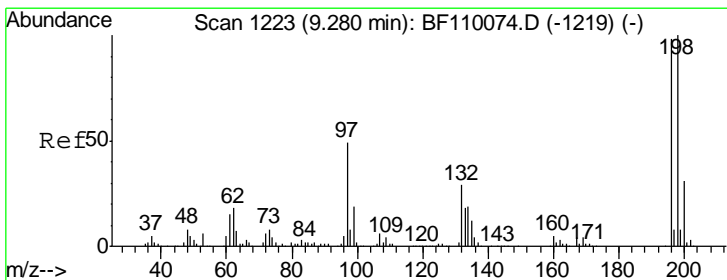
Instrument :  
 BNA\_F  
 ClientSampled :

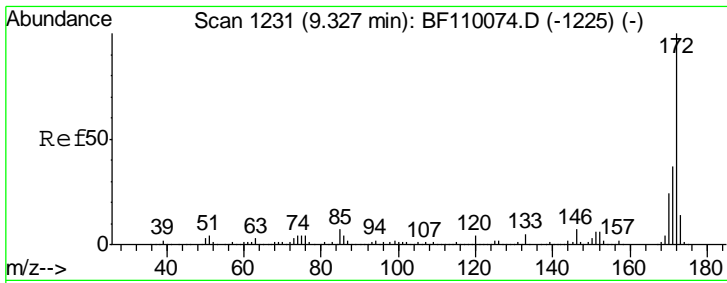
Tgt Ion	Resp	Lower	Upper
196	100		
198	96.8	76.2	114.4
200	32.2	24.4	36.6



#44  
 2,4,5-Trichlorophenol  
 Concen: 0.853 ng  
 RT: 9.27 min Scan# 1222  
 Delta R.T. -0.02 min  
 Lab File: BF110097.D  
 Acq: 24 Oct 2018 00:16

Tgt Ion	Resp	Lower	Upper
196	100		
198	107.7	75.8	113.6
97	66.1	42.4	63.6#
132	44.5	22.8	34.2#



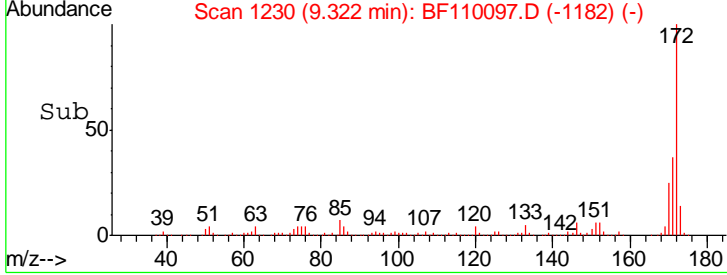
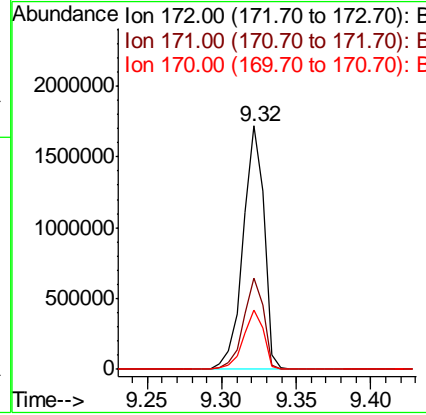
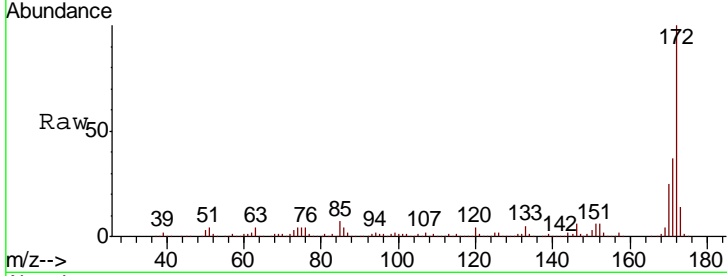


#45  
 2-Fluorobiphenyl  
 Concen: 76.757 ng  
 RT: 9.32 min Scan# 1230  
 Delta R.T. -0.02 min  
 Lab File: BF110097.D  
 Acq: 24 Oct 2018 00:16

Instrument :  
 BNA\_F  
 ClientSampled :

Tgt Ion:172 Resp: 1688258

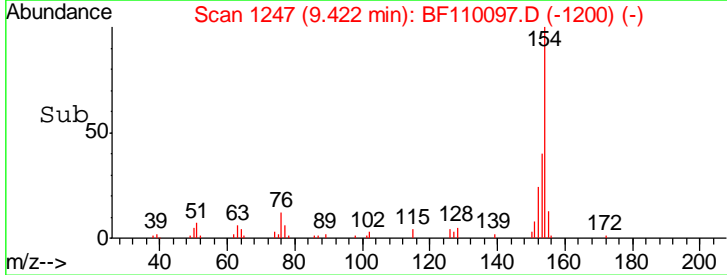
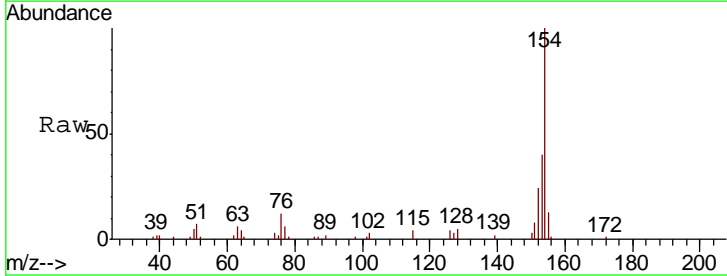
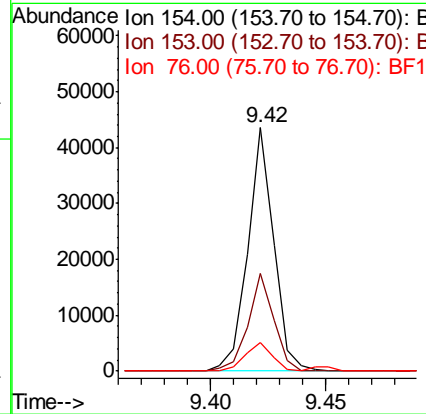
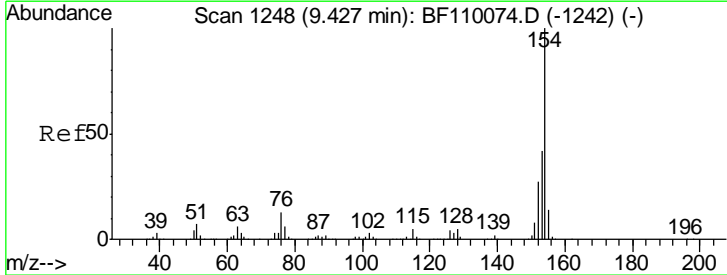
Ion	Ratio	Lower	Upper
172	100		
171	37.5	28.6	43.0
170	24.6	19.7	29.5

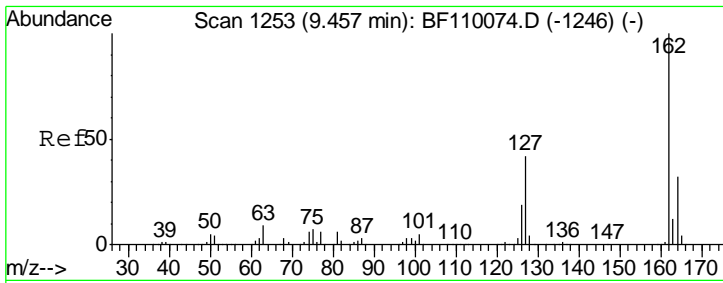


#46  
 1,1'-Biphenyl  
 Concen: 1.094 ng  
 RT: 9.42 min Scan# 1247  
 Delta R.T. -0.02 min  
 Lab File: BF110097.D  
 Acq: 24 Oct 2018 00:16

Tgt Ion:154 Resp: 34169

Ion	Ratio	Lower	Upper
154	100		
153	39.9	20.4	60.4
76	12.0	0.0	31.9

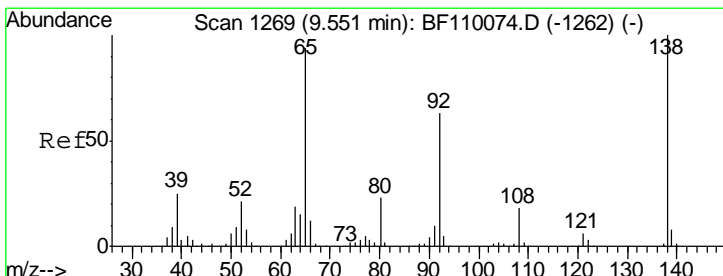
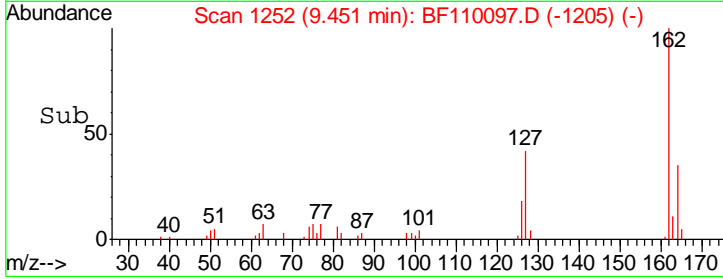
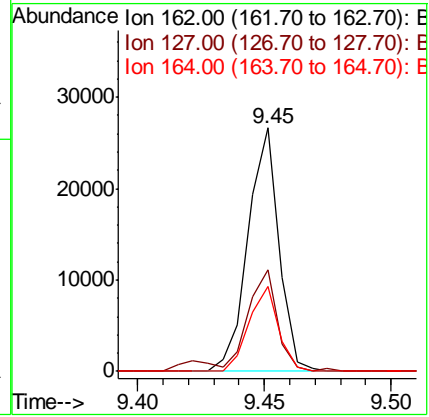
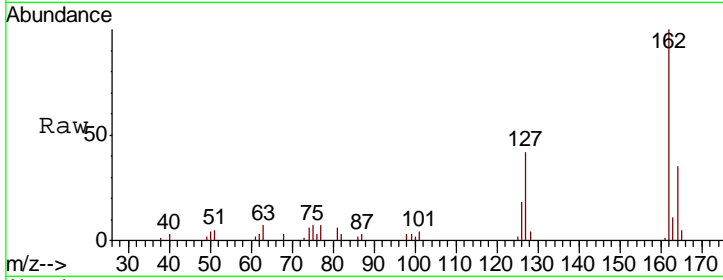




#47  
 2-Chloronaphthalene  
 Concen: 0.984 ng  
 RT: 9.45 min Scan# 1252  
 Delta R.T. -0.02 min  
 Lab File: BF110097.D  
 Acq: 24 Oct 2018 00:16

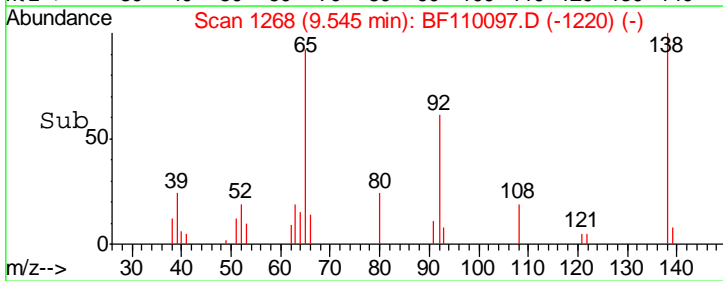
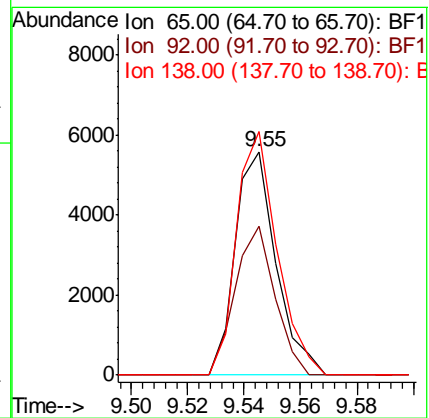
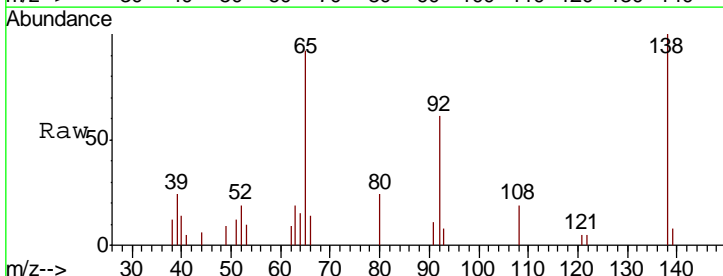
Instrument :  
 BNA\_F  
 ClientSampled :

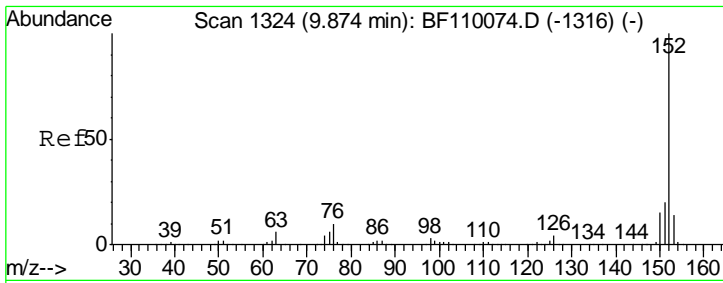
Tgt Ion	Resp	Lower	Upper
162	22548		
127	41.6	32.6	48.8
164	34.9	25.9	38.9



#48  
 2-Nitroaniline  
 Concen: 0.810 ng  
 RT: 9.55 min Scan# 1268  
 Delta R.T. -0.02 min  
 Lab File: BF110097.D  
 Acq: 24 Oct 2018 00:16

Tgt Ion	Resp	Lower	Upper
65	5622		
92	66.7	54.6	81.8
138	108.9	80.3	120.5

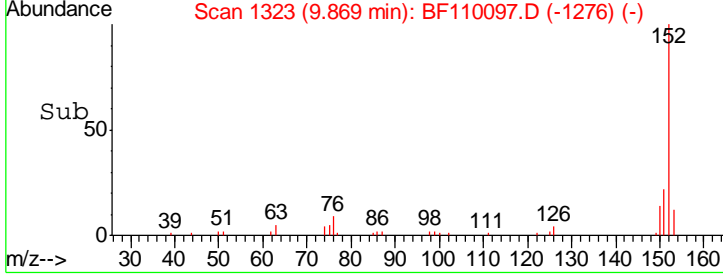
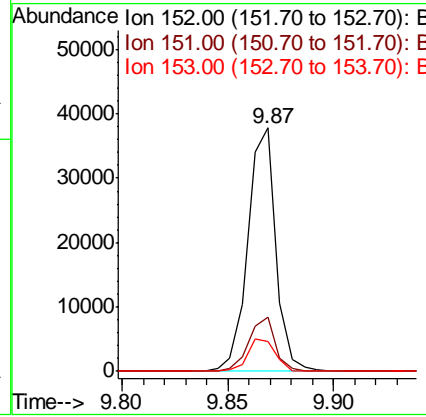
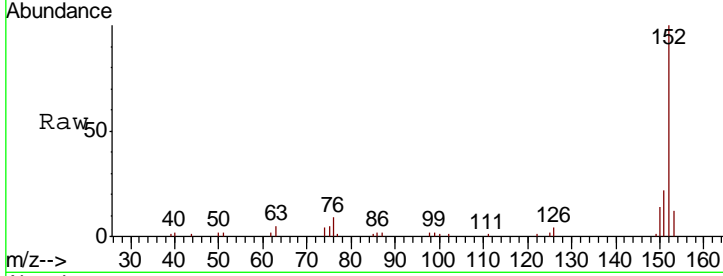




#49  
 Acenaphthylene  
 Concen: 1.046 ng  
 RT: 9.87 min Scan# 1323  
 Delta R.T. -0.02 min  
 Lab File: BF110097.D  
 Acq: 24 Oct 2018 00:16

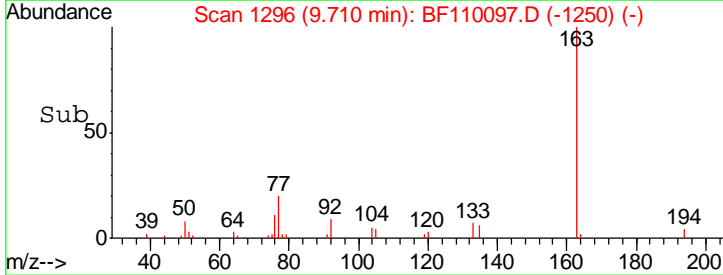
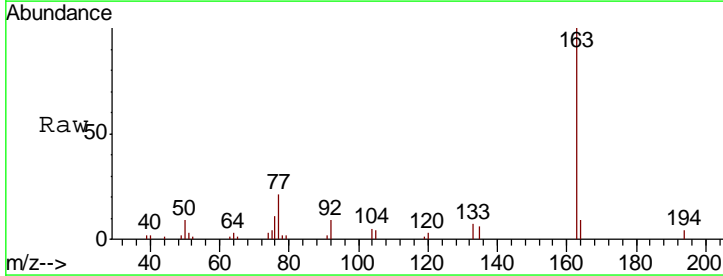
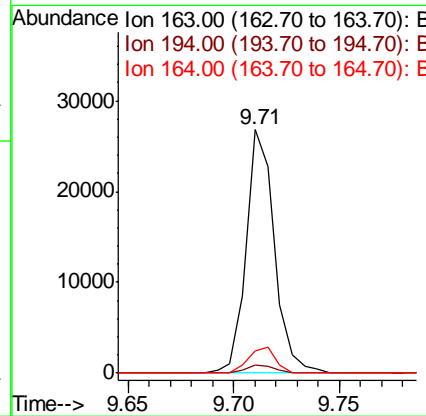
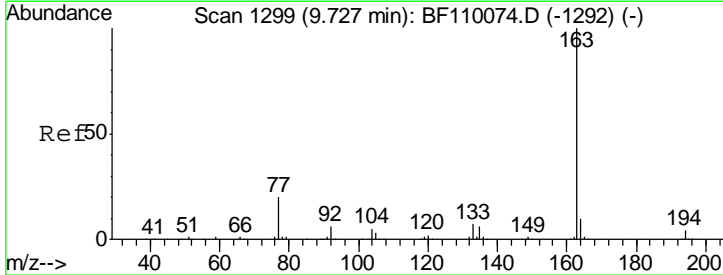
Instrument :  
 BNA\_F  
 ClientSampled :

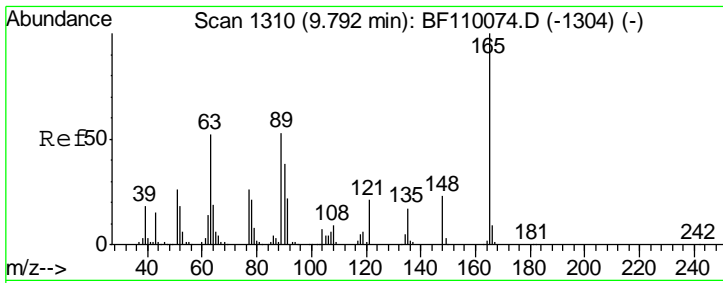
Tgt Ion	Resp	Lower	Upper
152	100		
151	22.5	15.8	23.8
153	12.3	10.4	15.6



#50  
 Dimethylphthalate  
 Concen: 0.974 ng  
 RT: 9.71 min Scan# 1296  
 Delta R.T. -0.03 min  
 Lab File: BF110097.D  
 Acq: 24 Oct 2018 00:16

Tgt Ion	Resp	Lower	Upper
163	100		
194	3.6	3.2	4.8
164	8.9	8.1	12.1

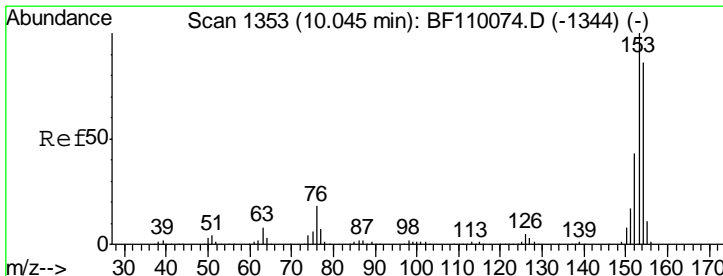
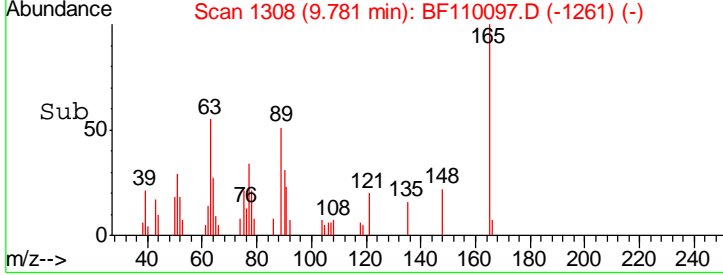
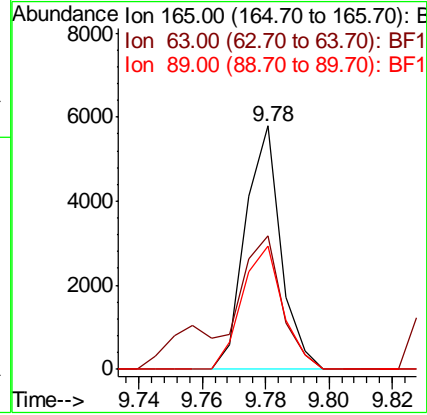
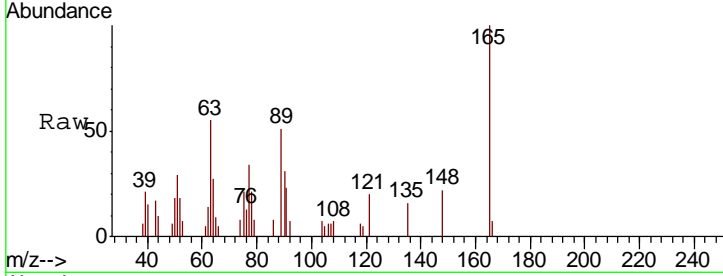




#51  
 2,6-Dinitrotoluene  
 Concen: 0.813 ng  
 RT: 9.78 min Scan# 1308  
 Delta R.T. -0.02 min  
 Lab File: BF110097.D  
 Acq: 24 Oct 2018 00:16

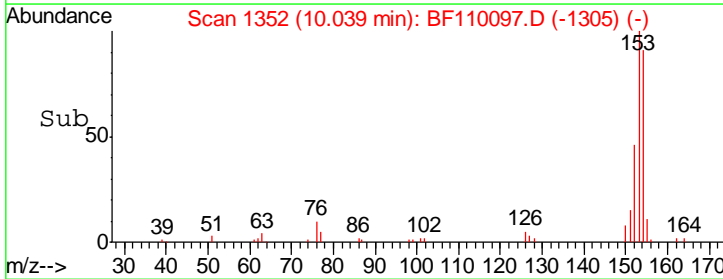
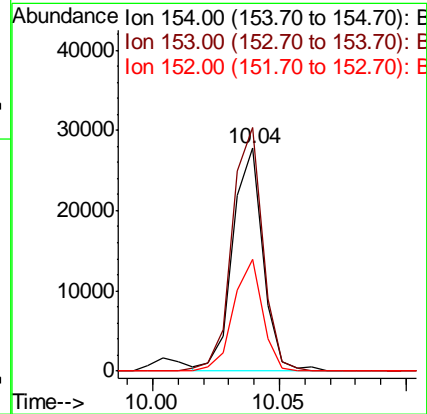
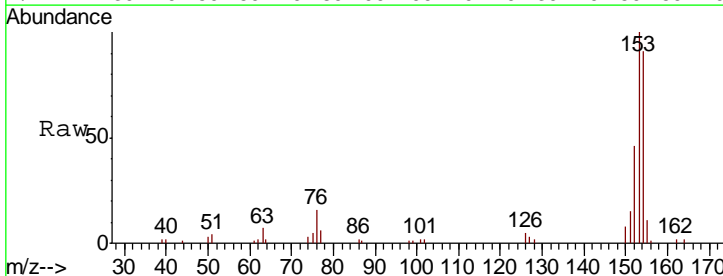
Instrument :  
 BNA\_F  
 ClientSampled :

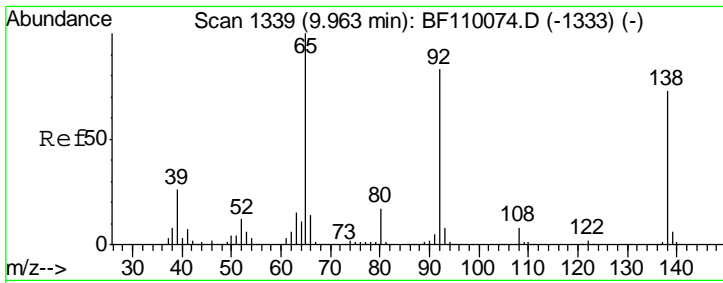
Tgt Ion	Resp	Lower	Upper
165	100		
63	55.0	48.9	73.3
89	50.5	46.6	69.8



#52  
 Acenaphthene  
 Concen: 1.053 ng  
 RT: 10.04 min Scan# 1352  
 Delta R.T. -0.02 min  
 Lab File: BF110097.D  
 Acq: 24 Oct 2018 00:16

Tgt Ion	Resp	Lower	Upper
154	100		
153	109.4	90.1	135.1
152	50.0	43.4	65.2

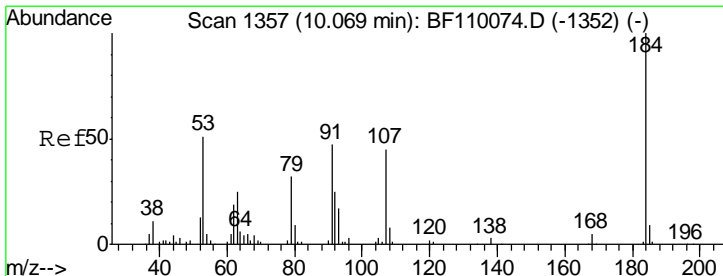
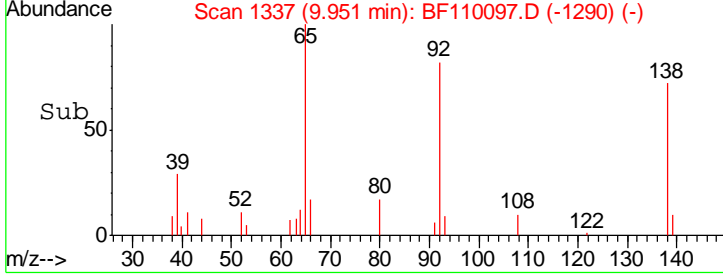
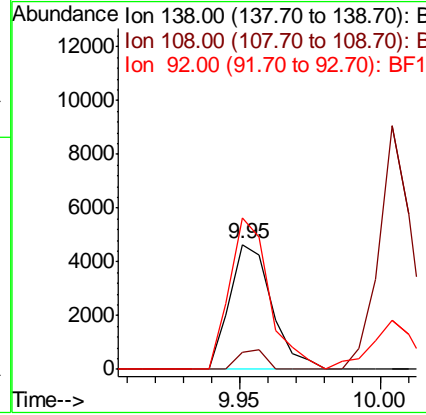
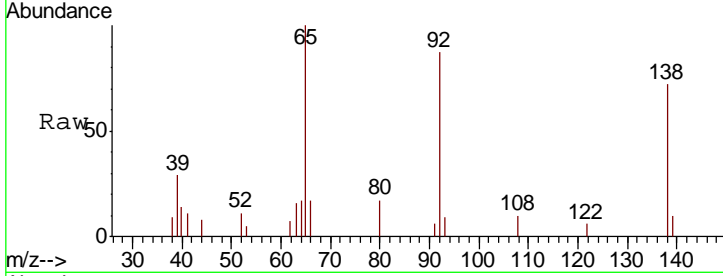




#53  
 3-Nitroaniline  
 Concen: 0.738 ng  
 RT: 9.95 min Scan# 1337  
 Delta R.T. -0.02 min  
 Lab File: BF110097.D  
 Acq: 24 Oct 2018 00:16

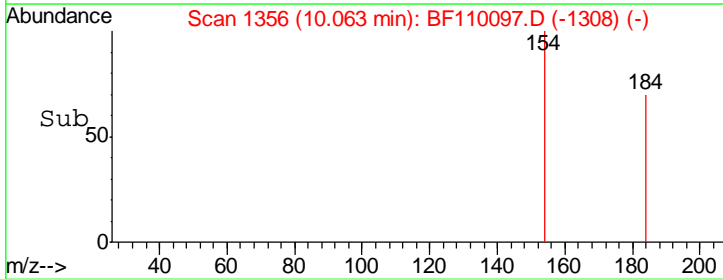
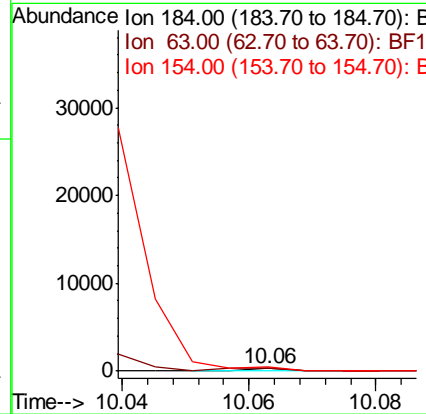
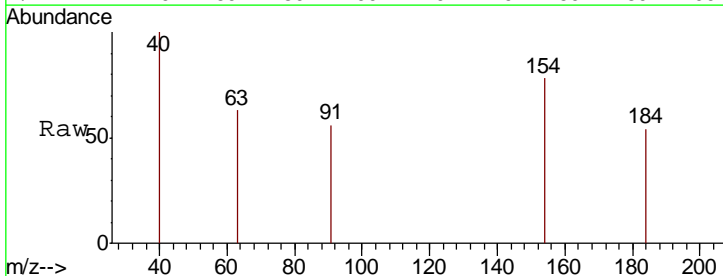
Instrument :  
 BNA\_F  
 ClientSampled :

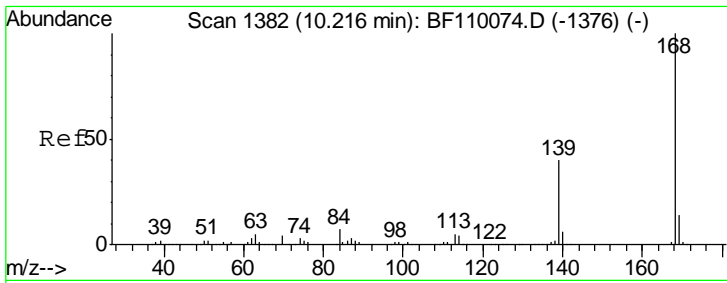
Tgt Ion	Resp	Lower	Upper
138	4820		
108	14.0	8.7	13.1#
92	120.8	97.0	145.4



#54  
 2,4-Dinitrophenol  
 Concen: 5.225 ng  
 RT: 10.06 min Scan# 1356  
 Delta R.T. -0.02 min  
 Lab File: BF110097.D  
 Acq: 24 Oct 2018 00:16

Tgt Ion	Resp	Lower	Upper
184	117		
63	116.9	55.8	83.6#
154	143.7	63.2	94.8#



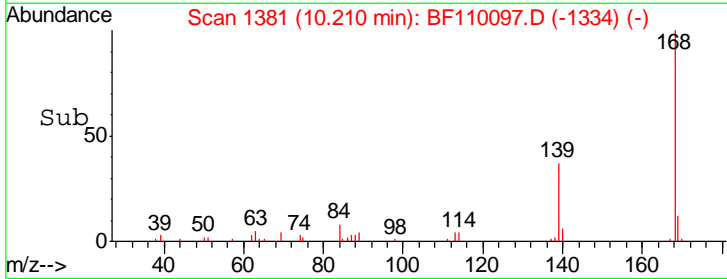
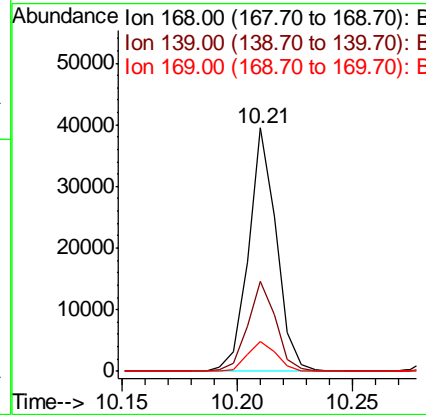
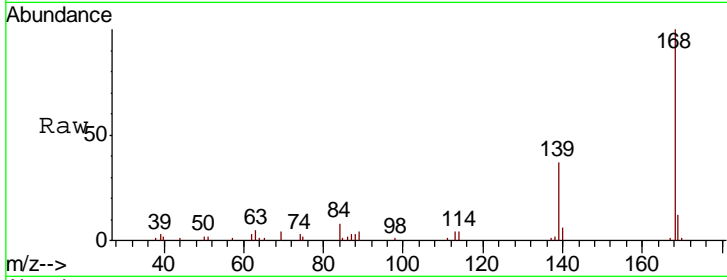


#55  
 Dibenzofuran  
 Concen: 1.081 ng  
 RT: 10.21 min Scan# 1381  
 Delta R.T. -0.02 min  
 Lab File: BF110097.D  
 Acq: 24 Oct 2018 00:16

Instrument :  
 BNA\_F  
 ClientSampled :

Tgt Ion: 168 Resp: 33125

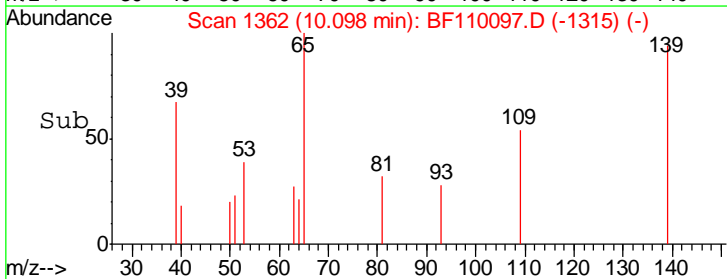
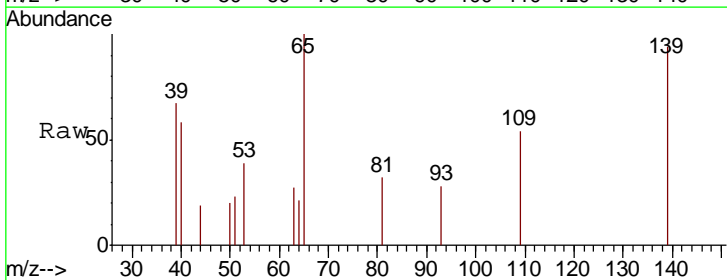
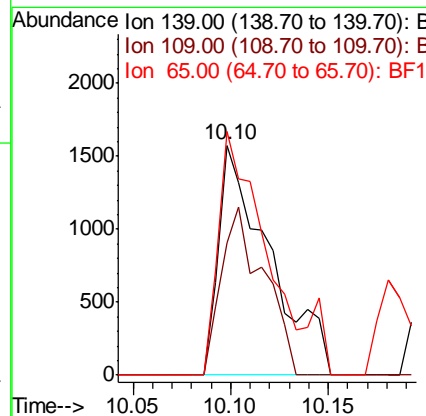
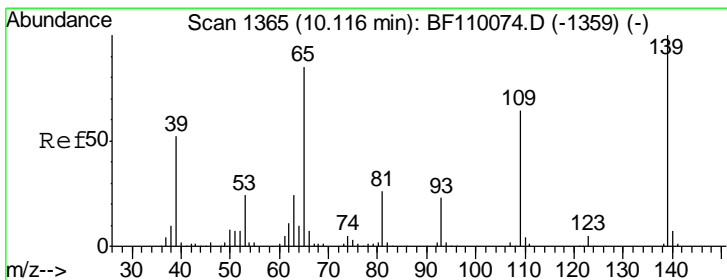
Ion	Ratio	Lower	Upper
168	100		
139	37.2	33.0	49.6
169	12.2	11.3	16.9

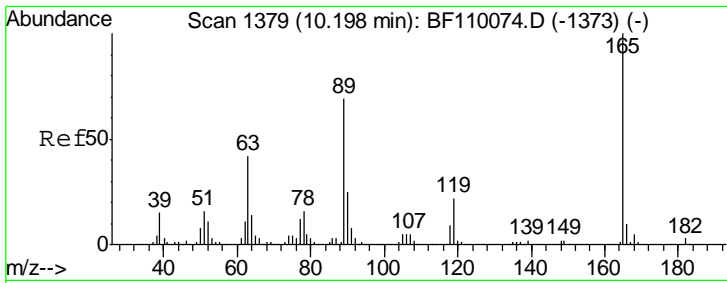


#56  
 4-Nitrophenol  
 Concen: 0.585 ng  
 RT: 10.10 min Scan# 1362  
 Delta R.T. -0.02 min  
 Lab File: BF110097.D  
 Acq: 24 Oct 2018 00:16

Tgt Ion: 139 Resp: 2826

Ion	Ratio	Lower	Upper
139	100		
109	57.6	55.8	95.8
65	106.0	77.9	117.9

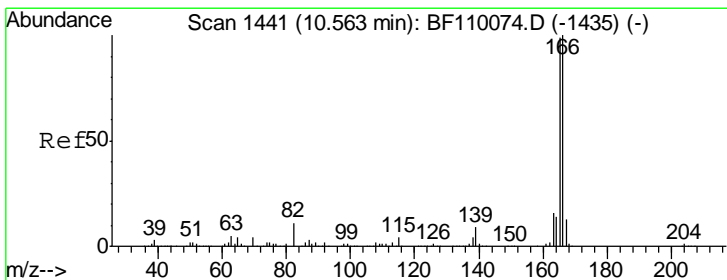
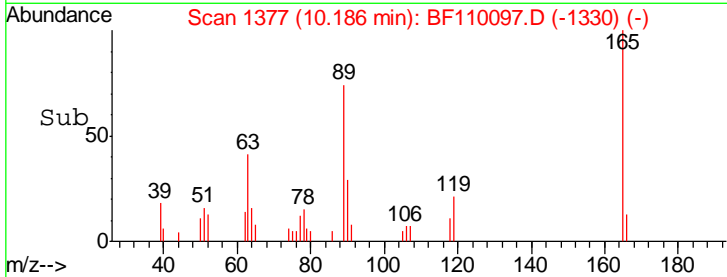
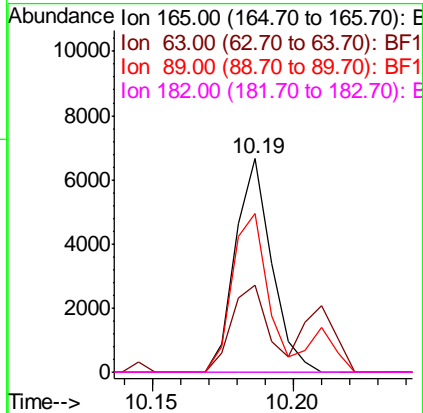
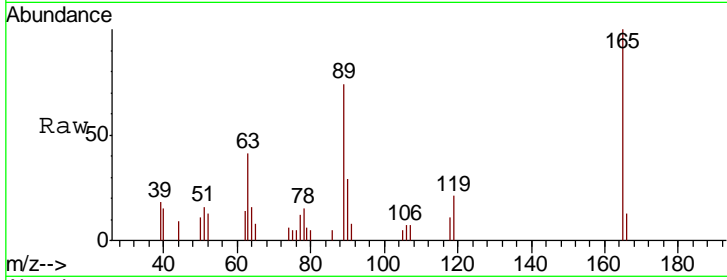




#57  
 2,4-Dinitrotoluene  
 Concen: 0.852 ng  
 RT: 10.19 min Scan# 1377  
 Delta R.T. -0.02 min  
 Lab File: BF110097.D  
 Acq: 24 Oct 2018 00:16

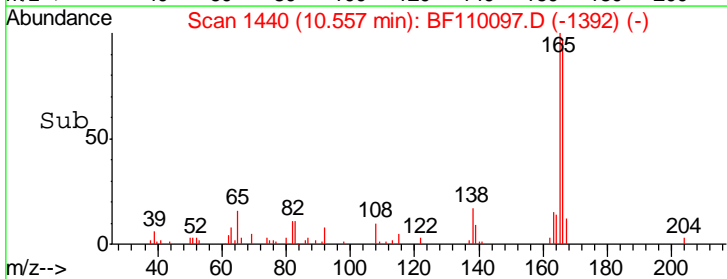
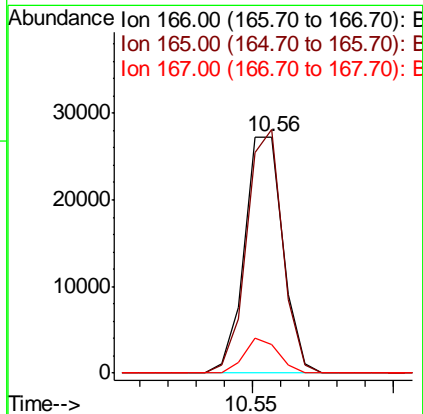
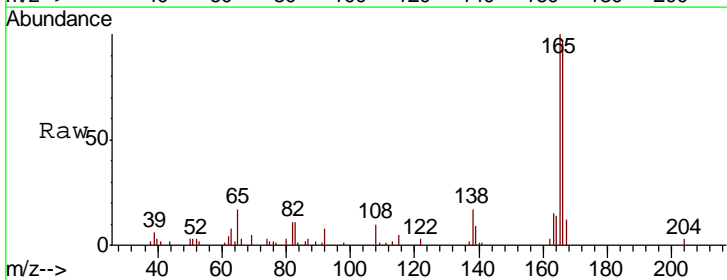
Instrument :  
 BNA\_F  
 ClientSampled :

Tgt Ion	Resp	Lower	Upper
165	100		
63	40.5	44.8	67.2#
89	74.4	62.2	93.4
182	0.0	2.1	3.1#

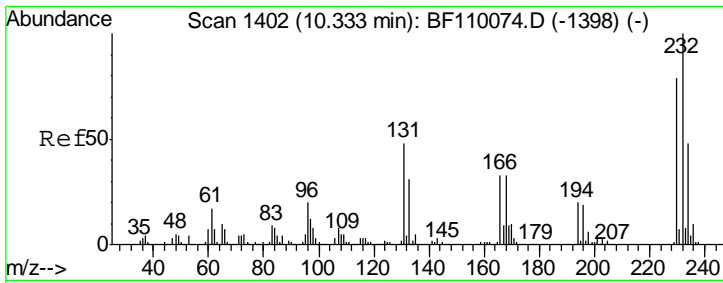


#58  
 Fluorene  
 Concen: 1.132 ng  
 RT: 10.56 min Scan# 1440  
 Delta R.T. -0.02 min  
 Lab File: BF110097.D  
 Acq: 24 Oct 2018 00:16

Tgt Ion	Resp	Lower	Upper
166	100		
165	103.0	78.6	117.8
167	11.9	10.8	16.2



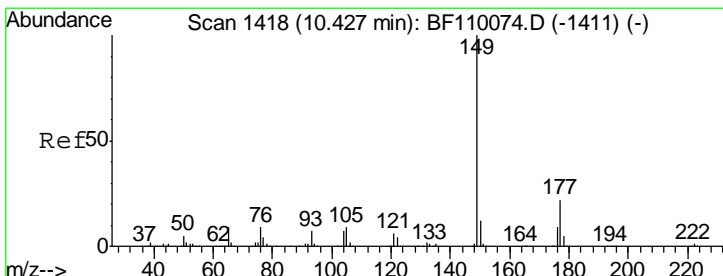
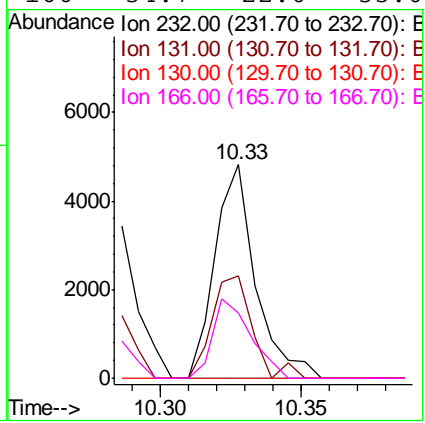
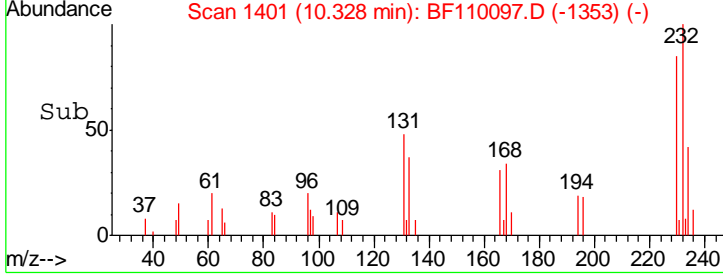
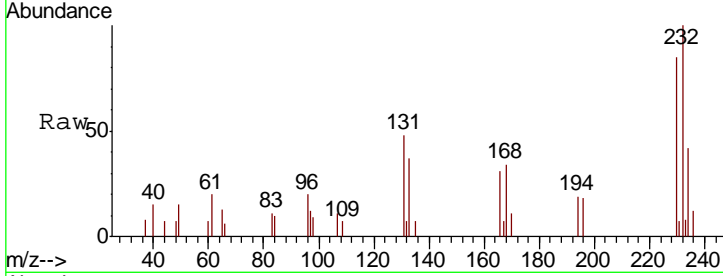




#59  
 2,3,4,6-Tetrachlorophenol  
 Concen: 0.807 ng  
 RT: 10.33 min Scan# 1401  
 Delta R.T. -0.02 min  
 Lab File: BF110097.D  
 Acq: 24 Oct 2018 00:16

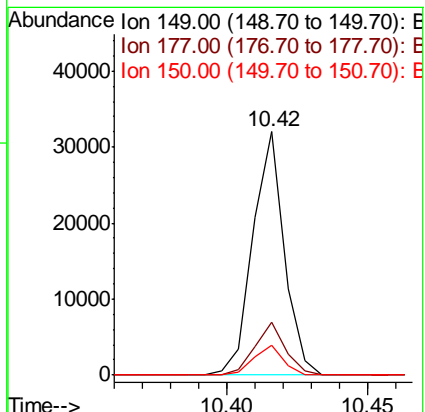
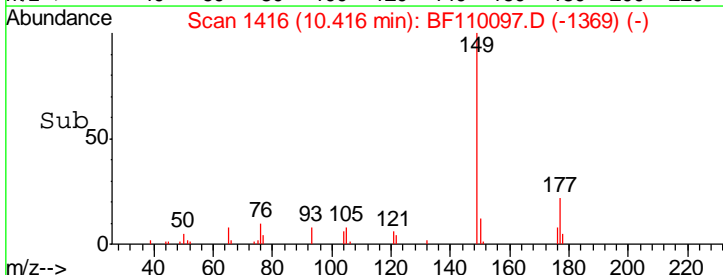
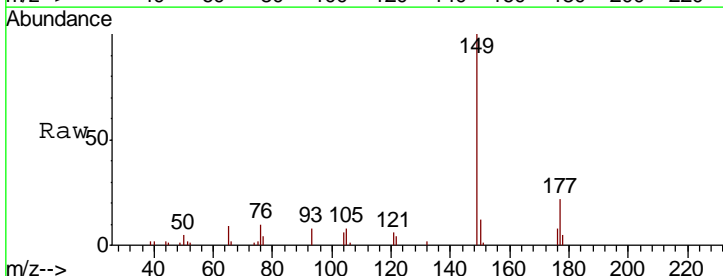
Instrument :  
 BNA\_F  
 ClientSampled :

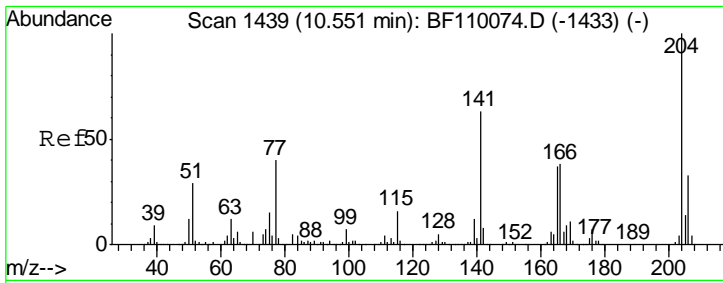
Tgt Ion	Resp	Lower	Upper
232	100		
131	47.5	37.0	55.4
130	0.0	1.8	2.6#
166	34.7	22.0	33.0#



#60  
 Diethylphthalate  
 Concen: 0.993 ng  
 RT: 10.42 min Scan# 1416  
 Delta R.T. -0.02 min  
 Lab File: BF110097.D  
 Acq: 24 Oct 2018 00:16

Tgt Ion	Resp	Lower	Upper
149	100		
177	21.8	17.4	26.2
150	12.2	9.8	14.8

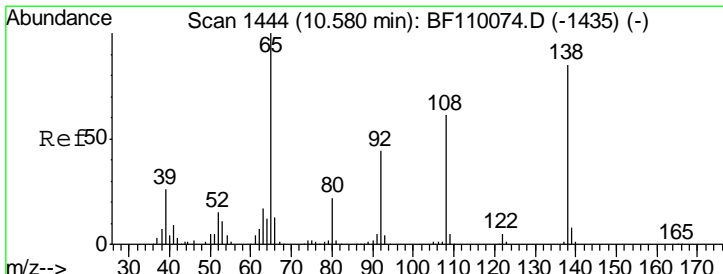
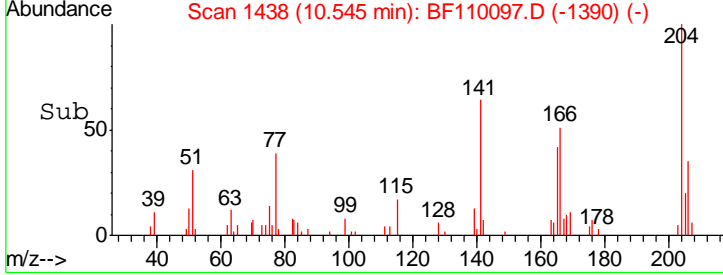
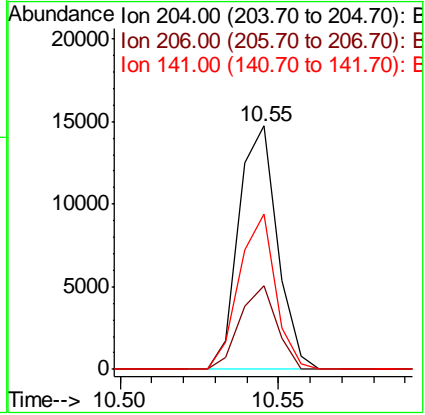
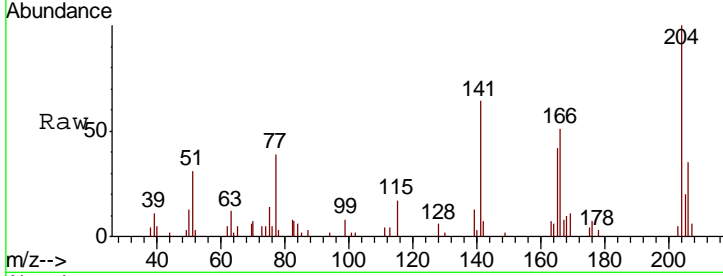




#61  
 4-Chlorophenyl-phenylether  
 Concen: 1.031 ng  
 RT: 10.55 min Scan# 1438  
 Delta R.T. -0.02 min  
 Lab File: BF110097.D  
 Acq: 24 Oct 2018 00:16

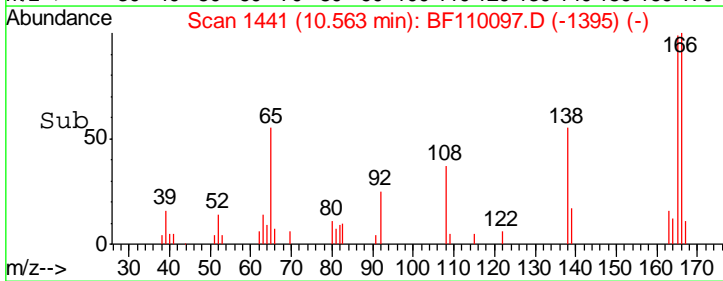
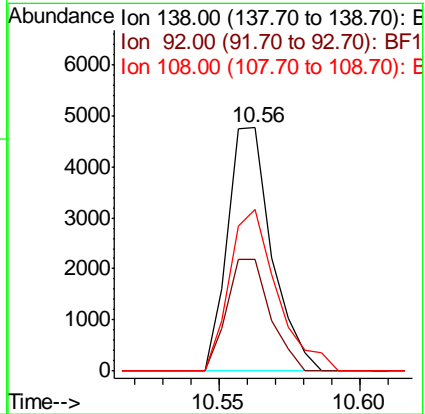
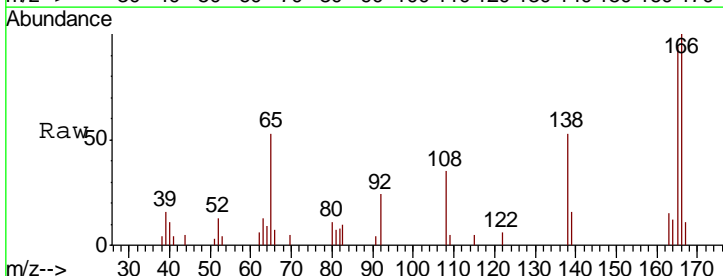
Instrument :  
 BNA\_F  
 ClientSampled :

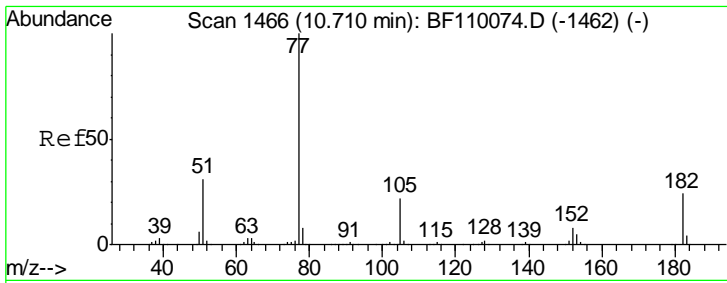
Tgt Ion	Resp	Lower	Upper
204	12403		
206	34.6	26.5	39.7
141	64.0	51.8	77.8



#62  
 4-Nitroaniline  
 Concen: 0.799 ng  
 RT: 10.56 min Scan# 1441  
 Delta R.T. -0.03 min  
 Lab File: BF110097.D  
 Acq: 24 Oct 2018 00:16

Tgt Ion	Resp	Lower	Upper
138	5193		
92	45.8	31.7	71.7
108	66.4	59.3	99.3

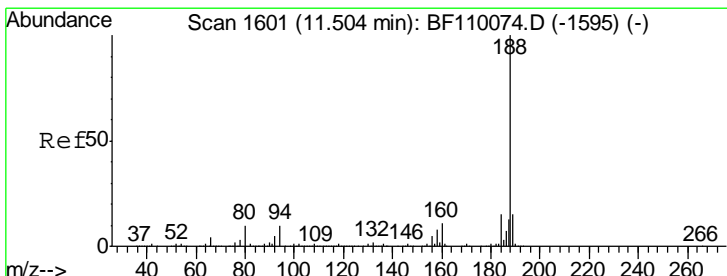
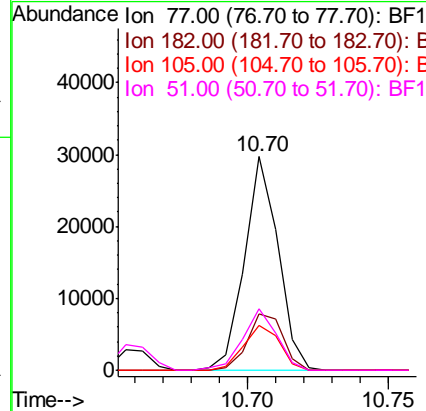
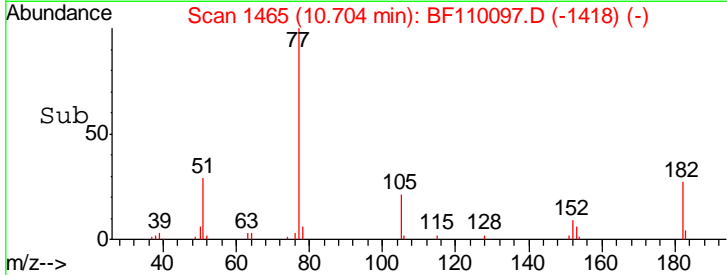
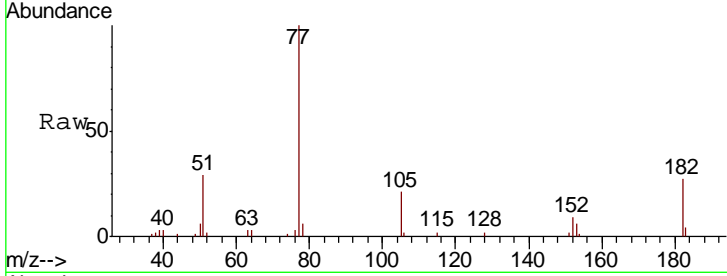




#63  
 Azobenzene  
 Concen: 0.999 ng  
 RT: 10.70 min Scan# 1465  
 Delta R.T. -0.02 min  
 Lab File: BF110097.D  
 Acq: 24 Oct 2018 00:16

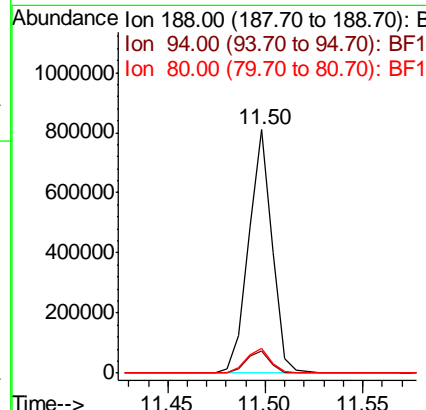
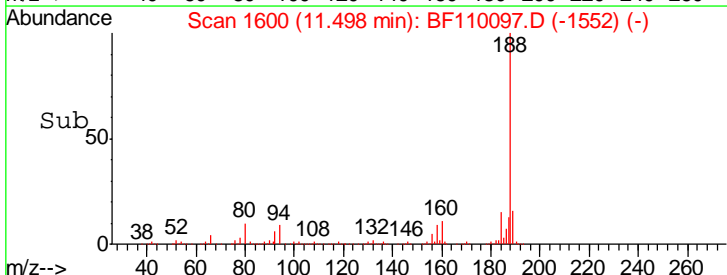
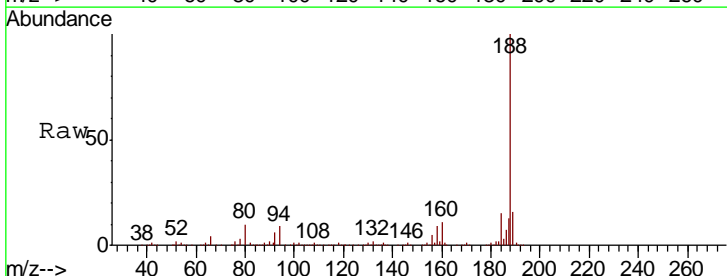
Instrument :  
 BNA\_F  
 ClientSampled :

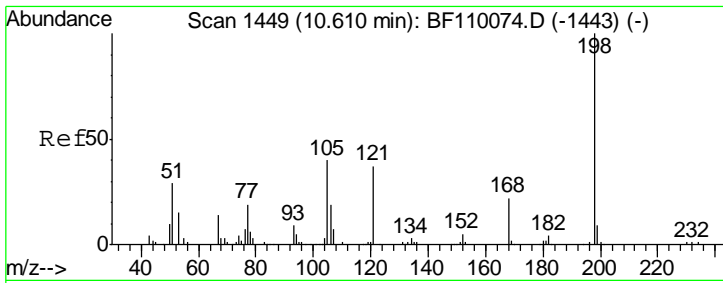
Tgt Ion	Resp	Lower	Upper
77	100		
182	26.7	4.3	44.3
105	21.0	1.3	41.3
51	28.5	9.0	49.0



#64  
 Phenanthrene-d10  
 Concen: 20.000 ng  
 RT: 11.50 min Scan# 1600  
 Delta R.T. -0.02 min  
 Lab File: BF110097.D  
 Acq: 24 Oct 2018 00:16

Tgt Ion	Resp	Lower	Upper
188	100		
94	9.3	7.2	10.8
80	10.3	7.9	11.9

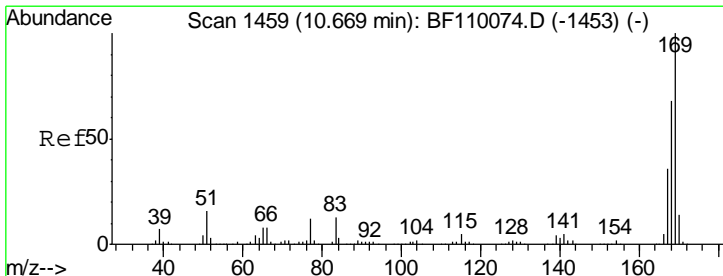
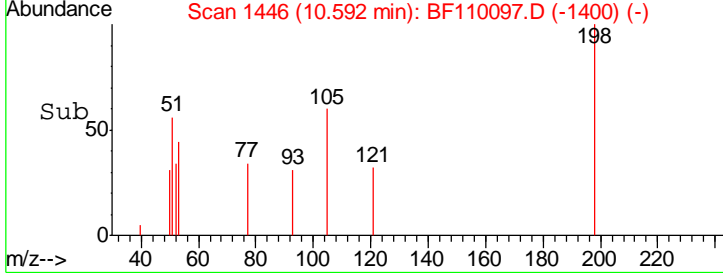
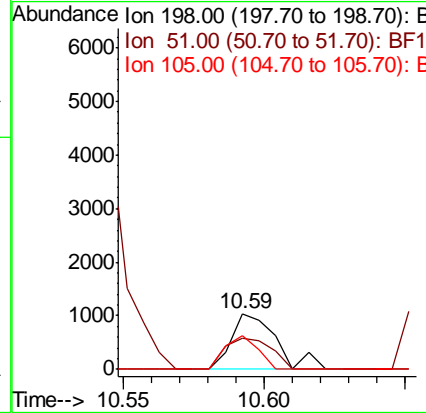
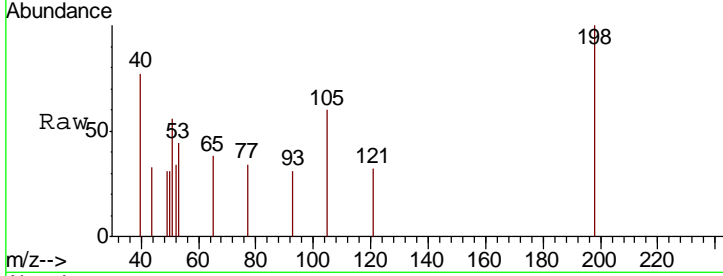




#65  
 4,6-Dinitro-2-methylphenol  
 Concen: 0.367 ng  
 RT: 10.59 min Scan# 1446  
 Delta R.T. -0.03 min  
 Lab File: BF110097.D  
 Acq: 24 Oct 2018 00:16

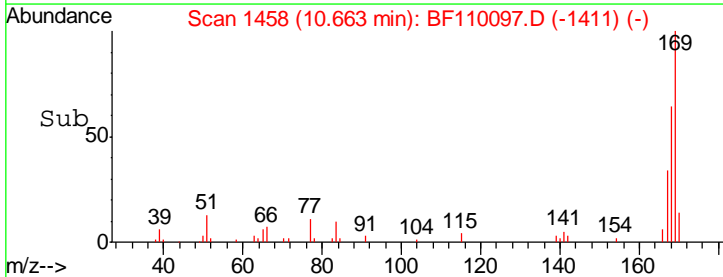
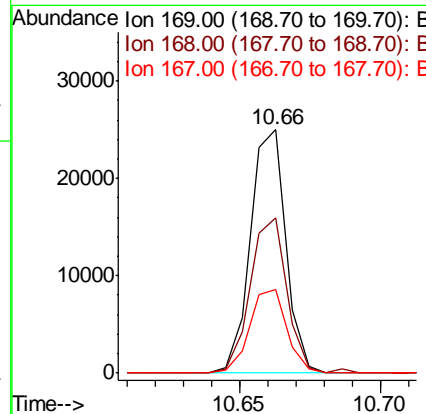
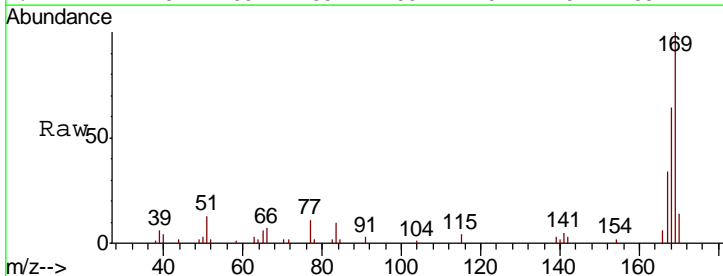
Instrument :  
 BNA\_F  
 ClientSampleId :

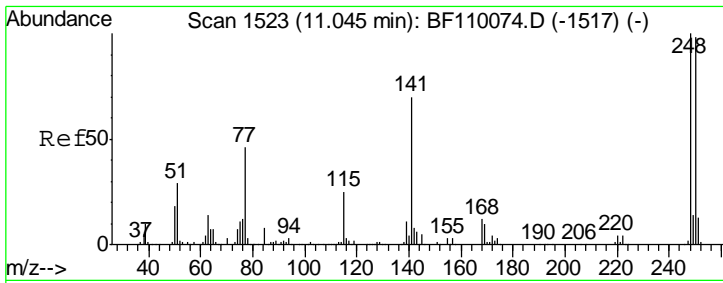
Tgt Ion	Resp	Lower	Upper
198	1130		
51	55.9	22.8	62.8
105	60.4	23.6	63.6



#66  
 n-Nitrosodiphenylamine  
 Concen: 0.987 ng  
 RT: 10.66 min Scan# 1458  
 Delta R.T. -0.02 min  
 Lab File: BF110097.D  
 Acq: 24 Oct 2018 00:16

Tgt Ion	Resp	Lower	Upper
169	21825		
168	63.7	51.2	76.8
167	34.2	27.8	41.6

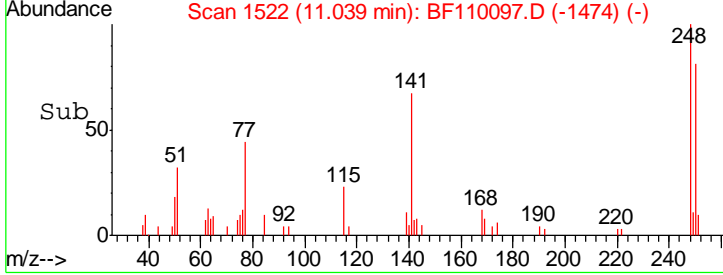
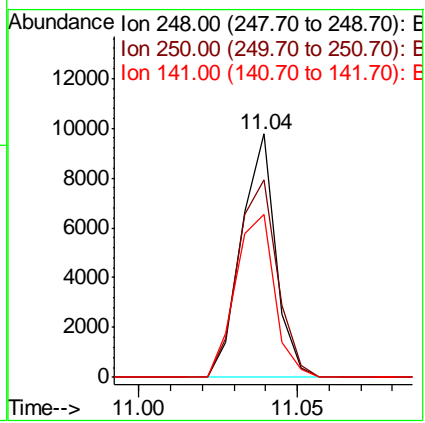
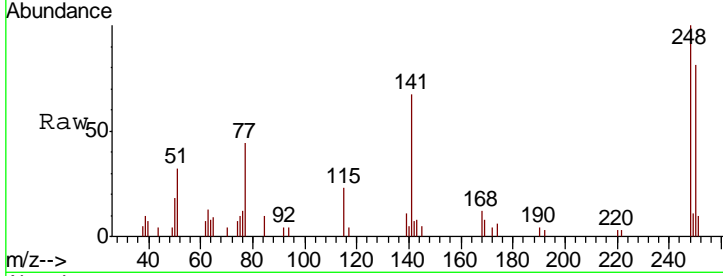




#67  
 4-Bromophenyl-phenylether  
 Concen: 1.001 ng  
 RT: 11.04 min Scan# 1522  
 Delta R.T. -0.02 min  
 Lab File: BF110097.D  
 Acq: 24 Oct 2018 00:16

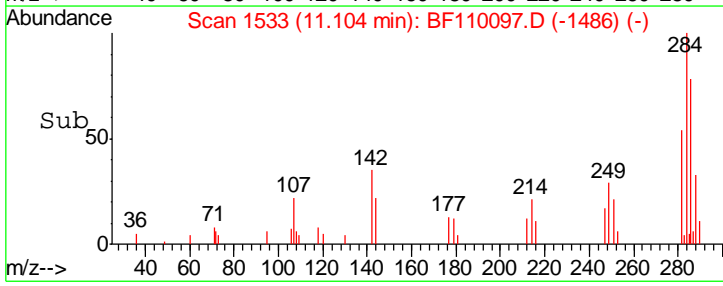
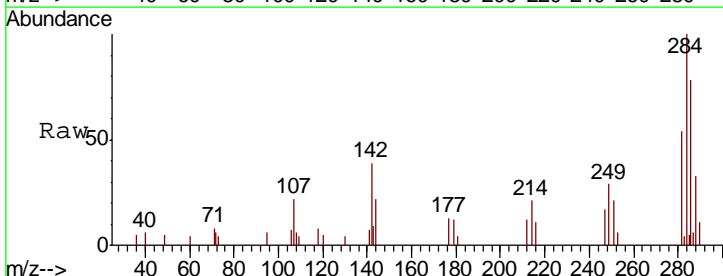
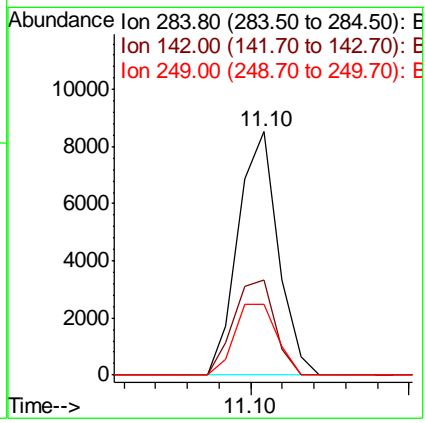
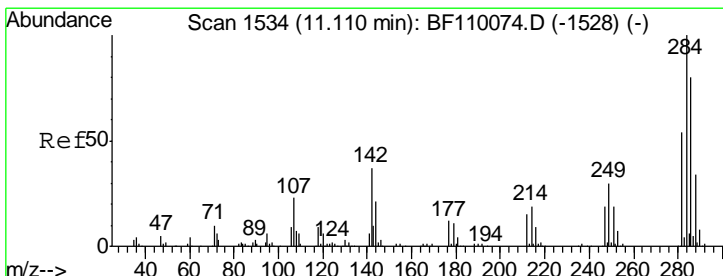
Instrument :  
 BNA\_F  
 ClientSampled :

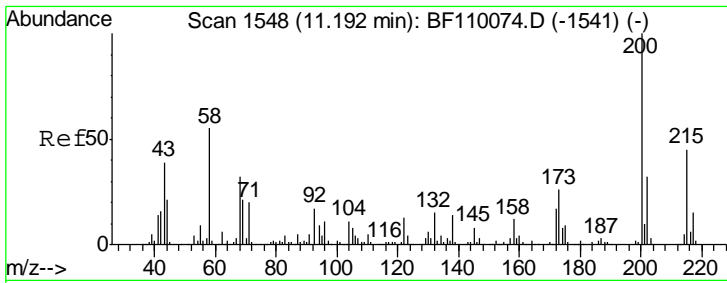
Tgt Ion	Resp	Lower	Upper
248	7320		
248	100		
250	81.2	79.4	119.2
141	67.1	55.9	83.9



#68  
 Hexachlorobenzene  
 Concen: 0.959 ng  
 RT: 11.10 min Scan# 1533  
 Delta R.T. -0.02 min  
 Lab File: BF110097.D  
 Acq: 24 Oct 2018 00:16

Tgt Ion	Resp	Lower	Upper
284	7439		
284	100		
142	39.0	23.9	35.9#
249	29.0	24.2	36.2

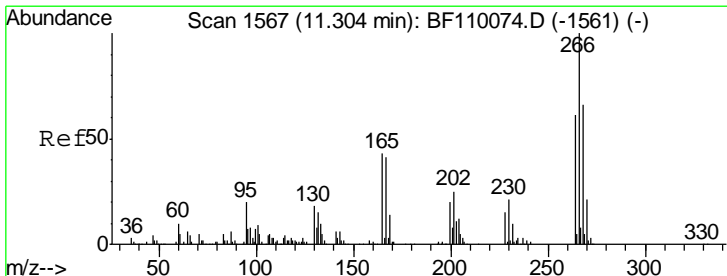
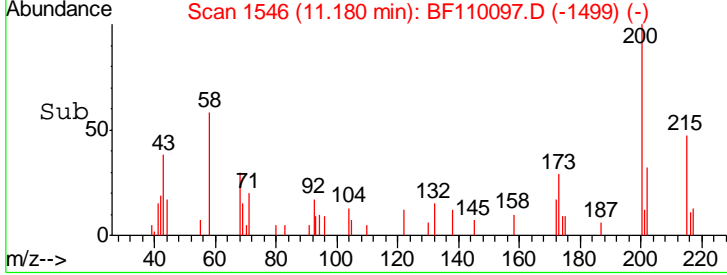
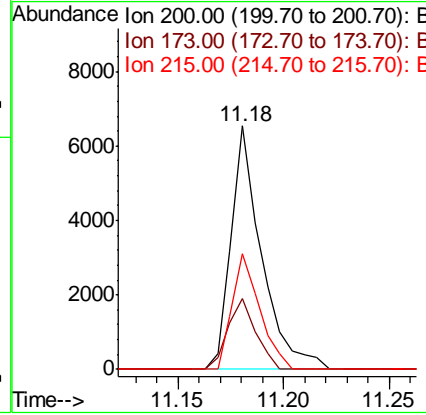
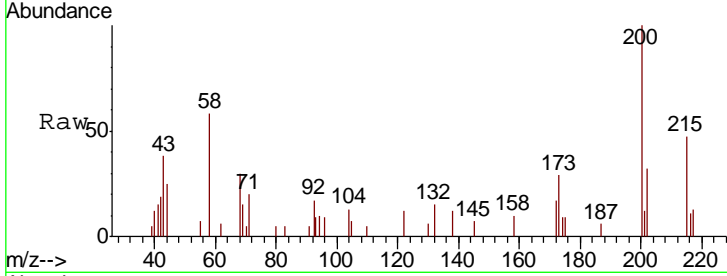




#69  
 Atrazine  
 Concen: 0.934 ng  
 RT: 11.18 min Scan# 1546  
 Delta R.T. -0.02 min  
 Lab File: BF110097.D  
 Acq: 24 Oct 2018 00:16

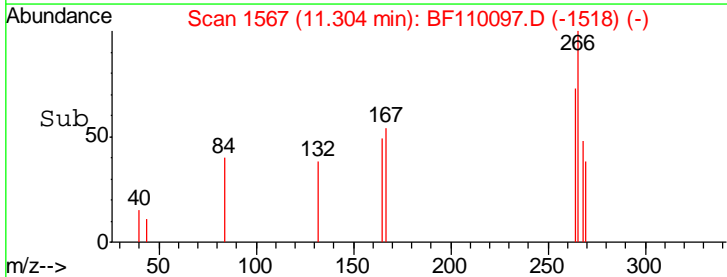
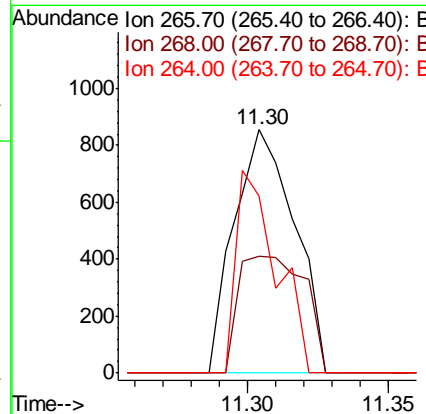
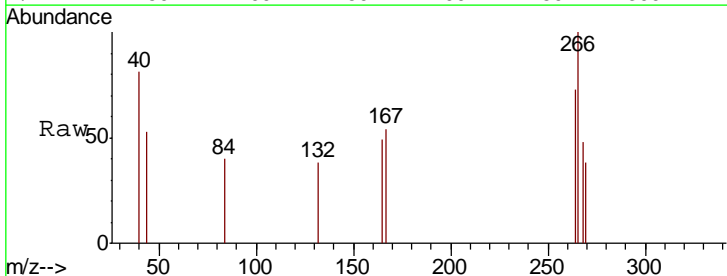
Instrument :  
 BNA\_F  
 ClientSampled :

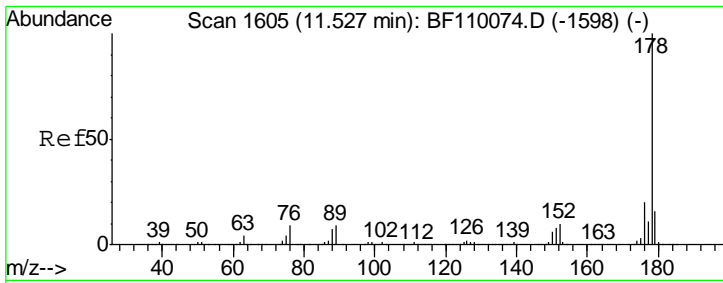
Tgt Ion	Resp	Lower	Upper
200	6527		
173	29.1	6.6	46.6
215	47.3	26.3	66.3



#70  
 Pentachlorophenol  
 Concen: 0.281 ng  
 RT: 11.30 min Scan# 1567  
 Delta R.T. -0.01 min  
 Lab File: BF110097.D  
 Acq: 24 Oct 2018 00:16

Tgt Ion	Resp	Lower	Upper
266	1270		
268	48.0	50.6	75.8#
264	72.8	50.6	75.8



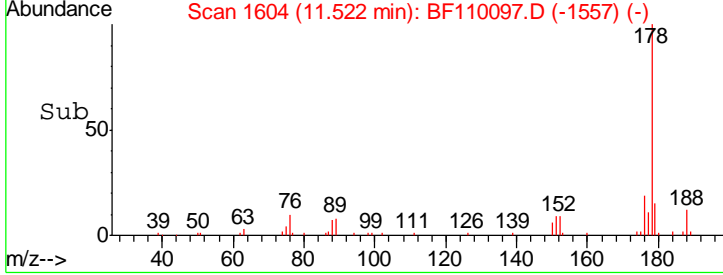
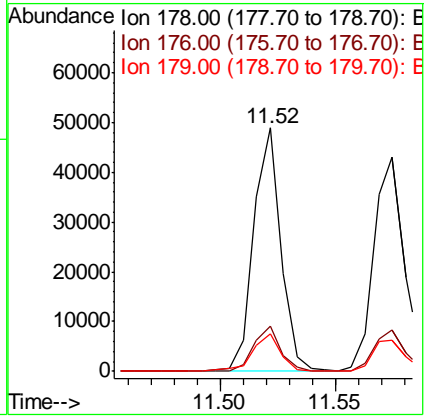
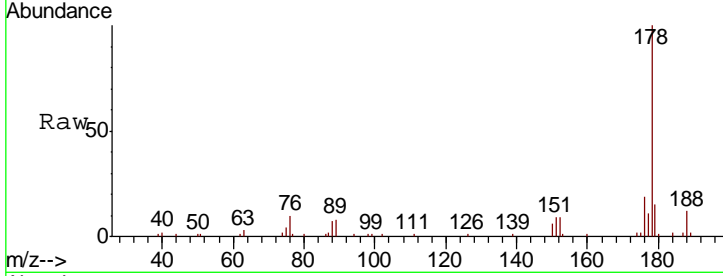


#71  
 Phenanthrene  
 Concen: 1.149 ng  
 RT: 11.52 min Scan# 1604  
 Delta R.T. -0.02 min  
 Lab File: BF110097.D  
 Acq: 24 Oct 2018 00:16

Instrument :  
 BNA\_F  
 ClientSampled :

Tgt Ion:178 Resp: 40515

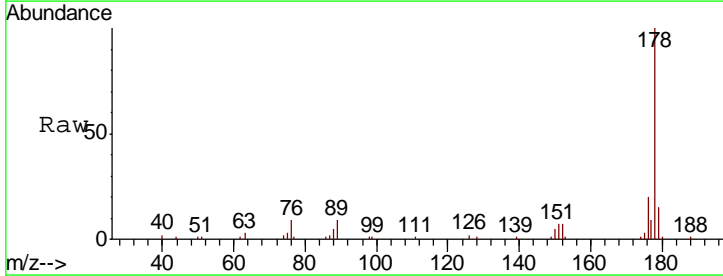
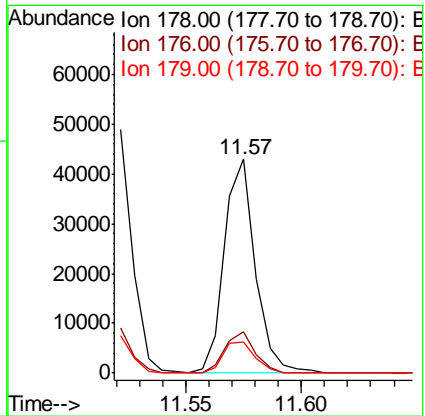
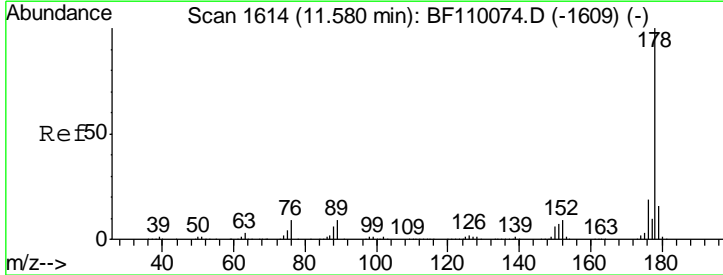
Ion	Ratio	Lower	Upper
178	100		
176	18.6	15.5	23.3
179	15.3	12.5	18.7

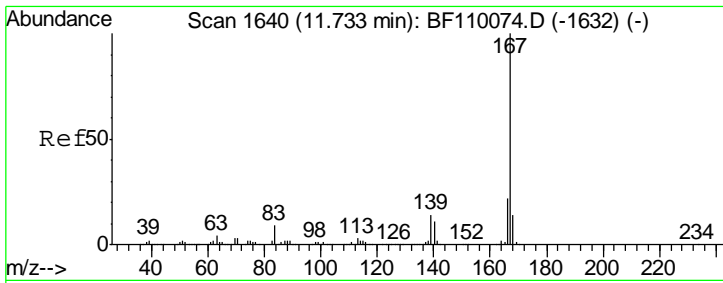


#72  
 Anthracene  
 Concen: 1.139 ng  
 RT: 11.57 min Scan# 1613  
 Delta R.T. -0.02 min  
 Lab File: BF110097.D  
 Acq: 24 Oct 2018 00:16

Tgt Ion:178 Resp: 40243

Ion	Ratio	Lower	Upper
178	100		
176	19.6	15.4	23.2
179	14.7	12.6	18.8

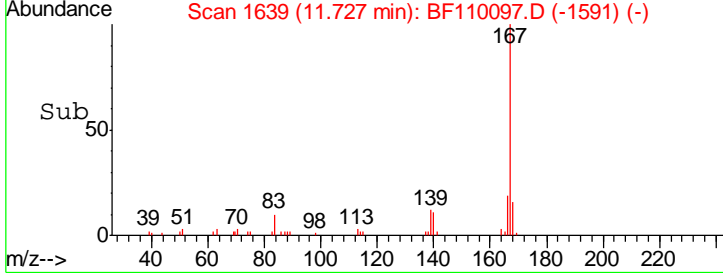
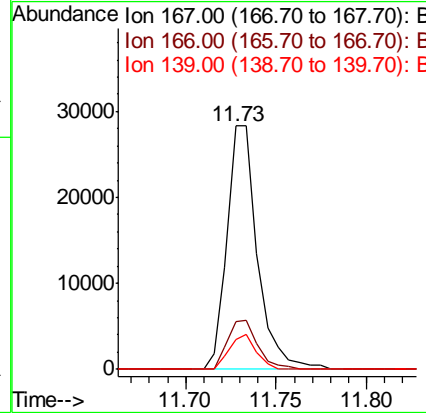
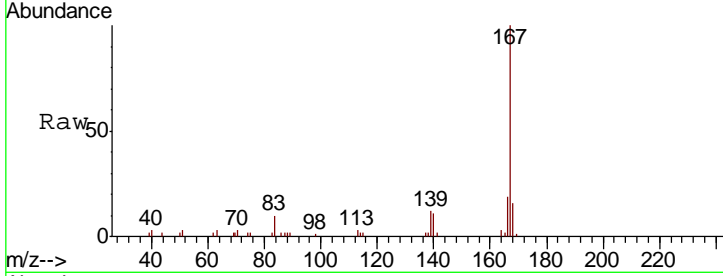




#73  
 Carbazole  
 Concen: 0.961 ng  
 RT: 11.73 min Scan# 1639  
 Delta R.T. -0.02 min  
 Lab File: BF110097.D  
 Acq: 24 Oct 2018 00:16

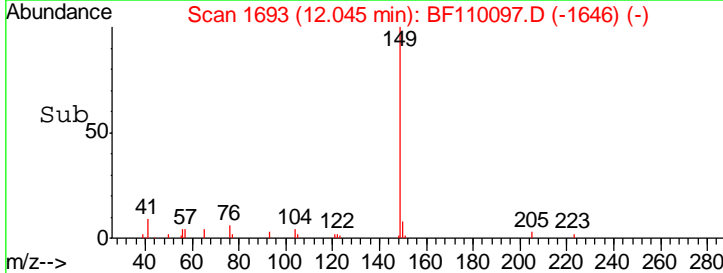
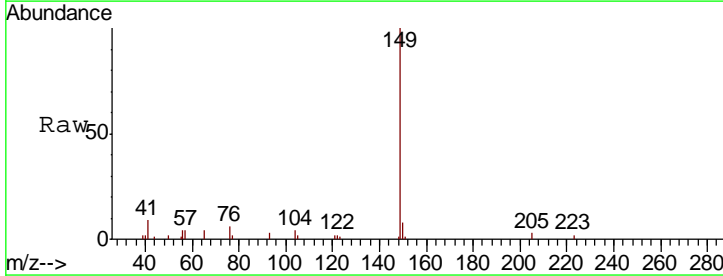
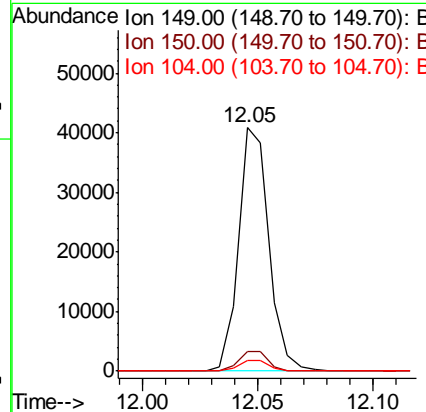
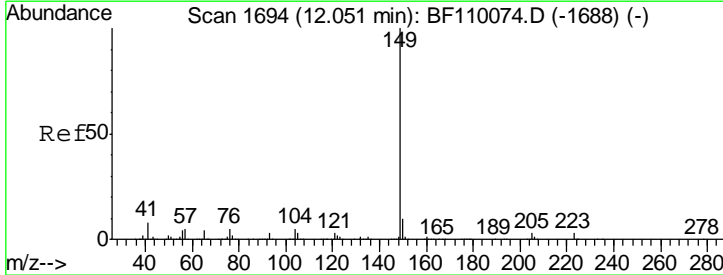
Instrument :  
 BNA\_F  
 ClientSampled :

Tgt Ion	Resp	Lower	Upper
167	33168		
166	19.4	17.4	26.0
139	12.1	10.9	16.3

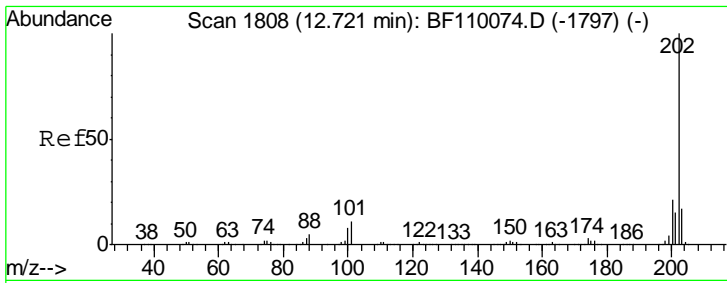


#74  
 Di-n-butylphthalate  
 Concen: 0.960 ng  
 RT: 12.05 min Scan# 1693  
 Delta R.T. -0.02 min  
 Lab File: BF110097.D  
 Acq: 24 Oct 2018 00:16

Tgt Ion	Resp	Lower	Upper
149	37408		
150	8.1	7.7	11.5
104	4.2	4.2	6.4#



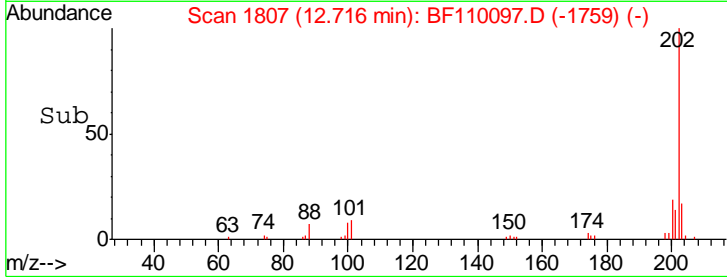
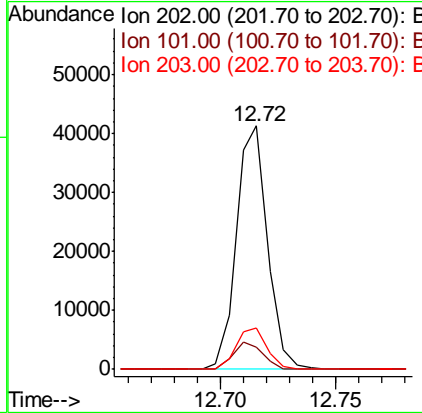
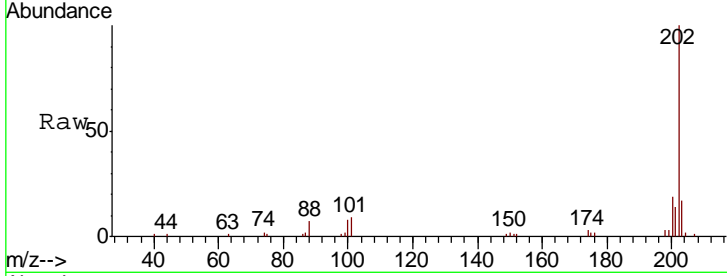




#75  
 Fluoranthene  
 Concen: 1.082 ng  
 RT: 12.72 min Scan# 1807  
 Delta R.T. -0.02 min  
 Lab File: BF110097.D  
 Acq: 24 Oct 2018 00:16

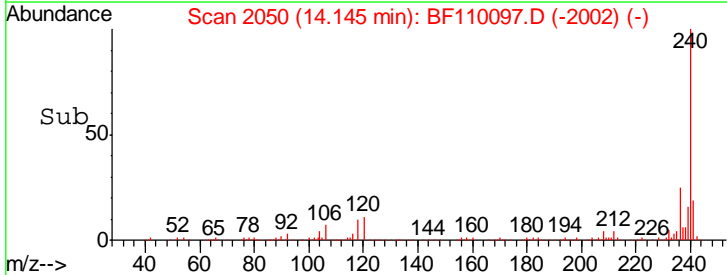
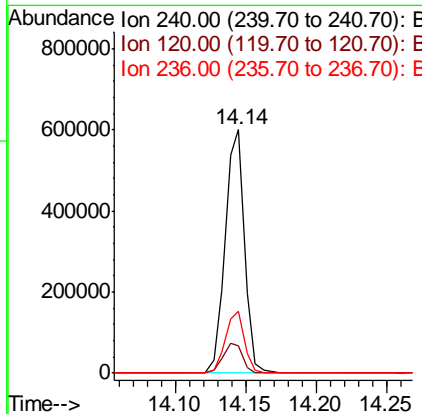
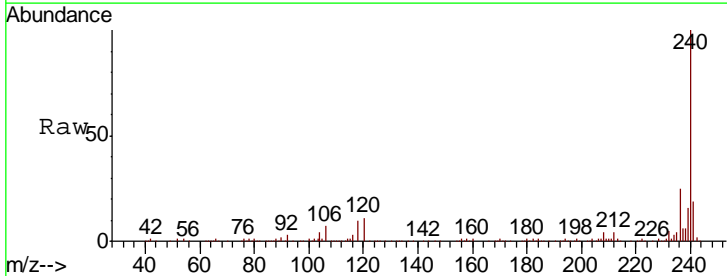
Instrument :  
 BNA\_F  
 ClientSampled :

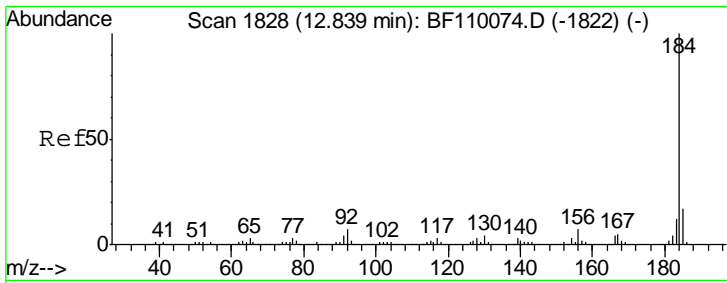
Tgt Ion	Resp	Lower	Upper
202	38714		
101	9.3	0.0	31.4
203	16.8	0.0	37.7



#76  
 Chrysene-d12  
 Concen: 20.000 ng  
 RT: 14.14 min Scan# 2050  
 Delta R.T. -0.02 min  
 Lab File: BF110097.D  
 Acq: 24 Oct 2018 00:16

Tgt Ion	Resp	Lower	Upper
240	569591		
120	11.0	8.3	12.5
236	25.4	21.2	31.8

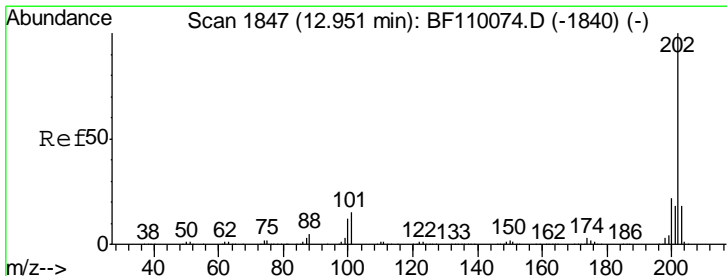
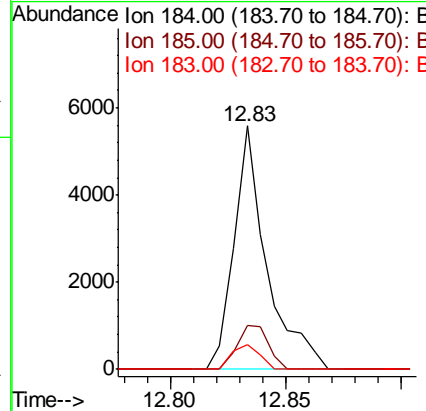
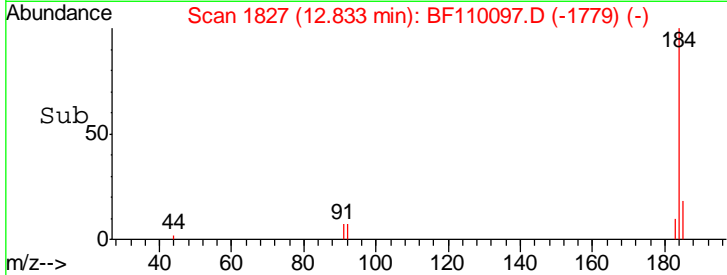
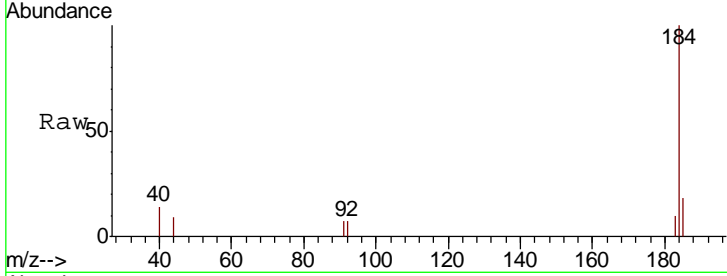




#77  
Benzidine  
Concen: 0.228 ng  
RT: 12.83 min Scan# 1827  
Delta R.T. -0.02 min  
Lab File: BF110097.D  
Acq: 24 Oct 2018 00:16

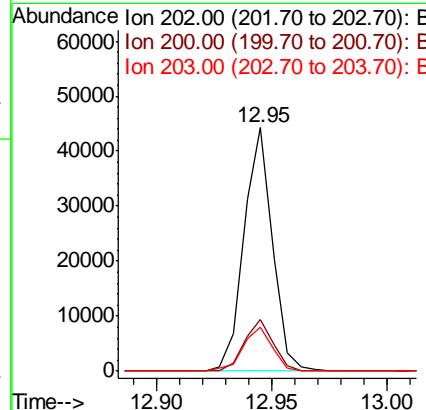
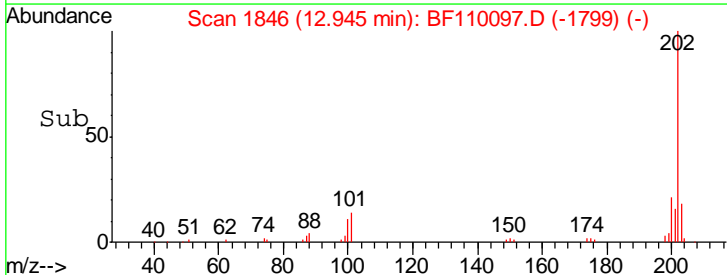
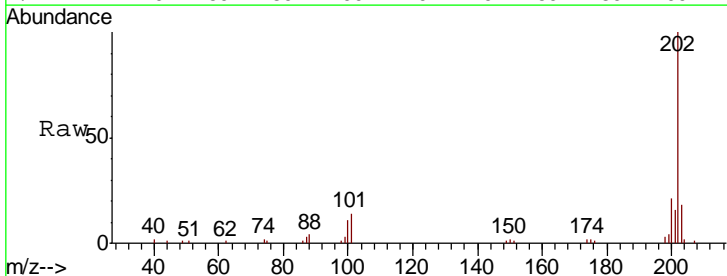
Instrument :  
BNA\_F  
ClientSampled :

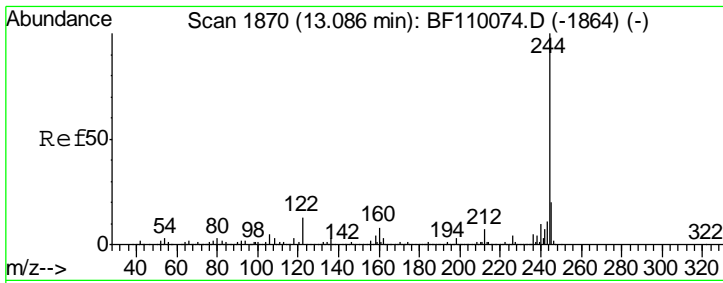
Tgt Ion	Resp	Lower	Upper
184	5480		
185	18.0	13.4	20.2
183	10.4	9.4	14.2



#78  
Pyrene  
Concen: 0.936 ng  
RT: 12.95 min Scan# 1846  
Delta R.T. -0.02 min  
Lab File: BF110097.D  
Acq: 24 Oct 2018 00:16

Tgt Ion	Resp	Lower	Upper
202	38217		
200	21.4	17.8	26.6
203	17.9	14.2	21.4



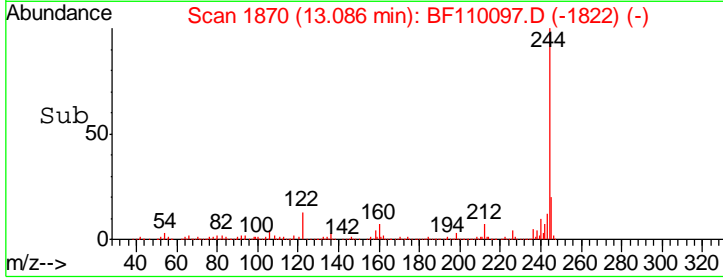
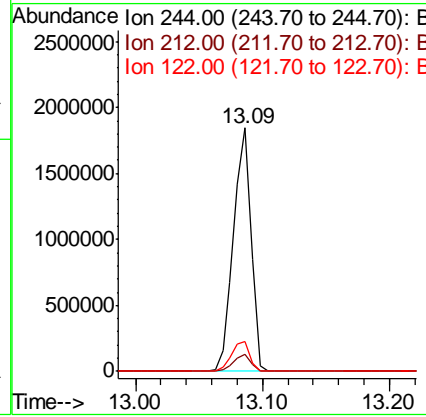
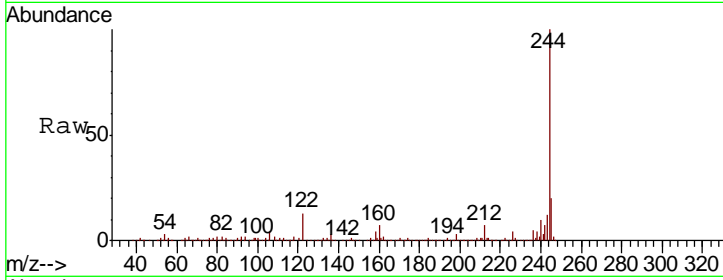


#79  
 Terphenyl-d14  
 Concen: 64.679 ng  
 RT: 13.09 min Scan# 1870  
 Delta R.T. -0.02 min  
 Lab File: BF110097.D  
 Acq: 24 Oct 2018 00:16

Instrument :  
 BNA\_F  
 ClientSampled :

Tgt Ion: 244 Resp: 1771441

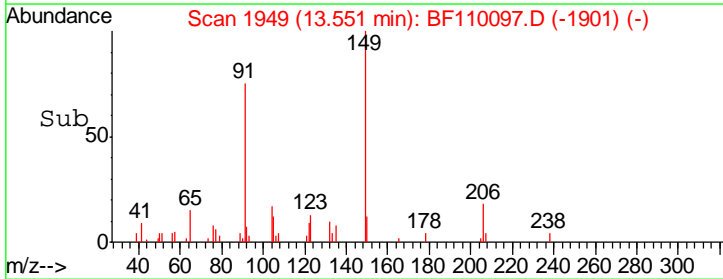
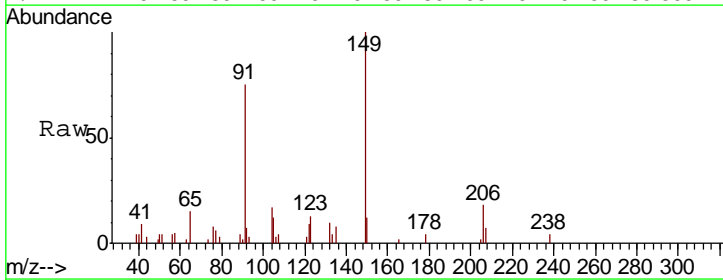
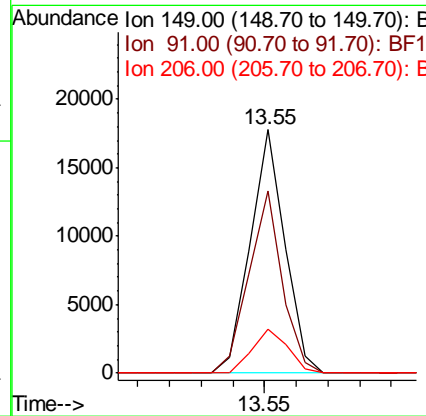
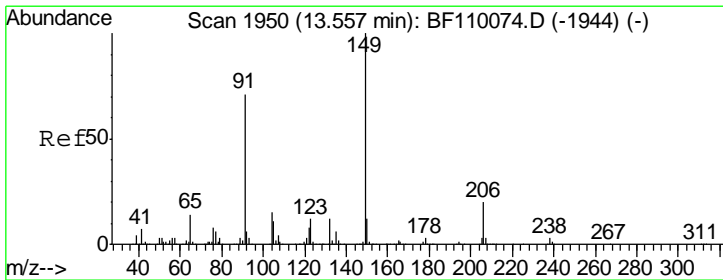
Ion	Ratio	Lower	Upper
244	100		
212	7.1	5.8	8.8
122	12.5	8.7	13.1

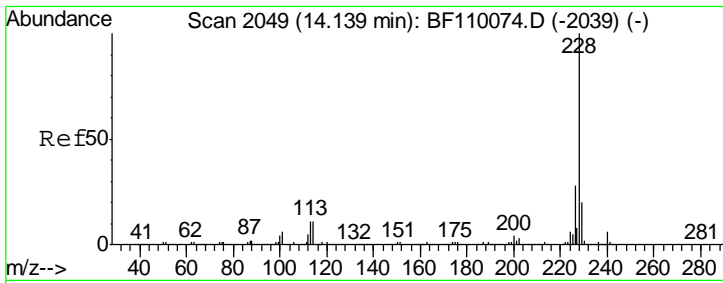


#80  
 Butylbenzylphthalate  
 Concen: 0.760 ng  
 RT: 13.55 min Scan# 1949  
 Delta R.T. -0.02 min  
 Lab File: BF110097.D  
 Acq: 24 Oct 2018 00:16

Tgt Ion: 149 Resp: 13472

Ion	Ratio	Lower	Upper
149	100		
91	74.9	57.2	85.8
206	18.1	15.7	23.5

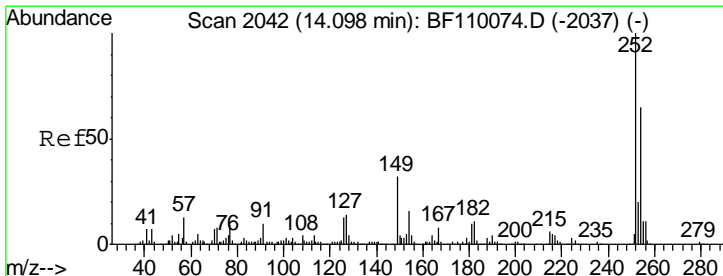
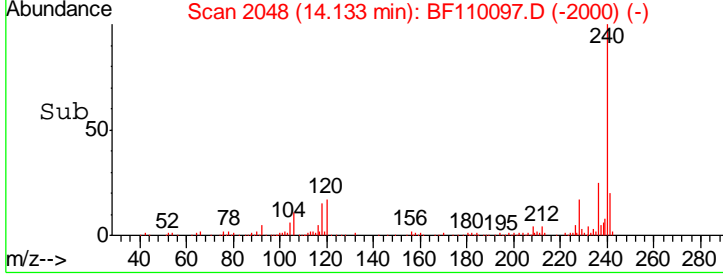
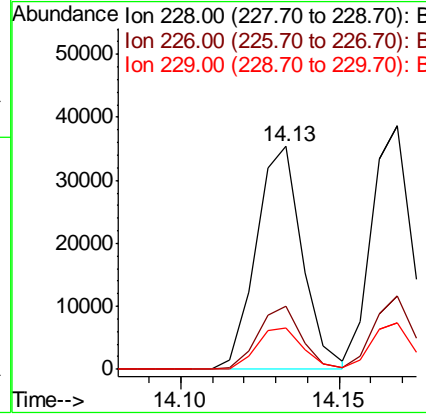
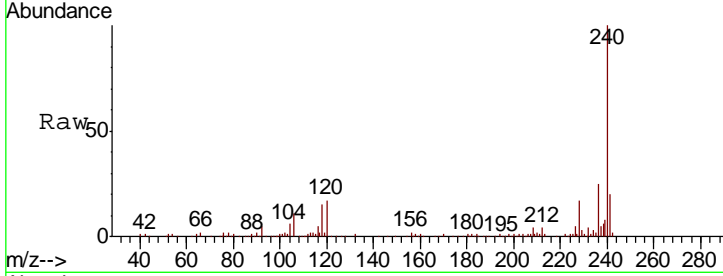




#81  
 Benzo(a)anthracene  
 Concen: 1.059 ng  
 RT: 14.13 min Scan# 2048  
 Delta R.T. -0.02 min  
 Lab File: BF110097.D  
 Acq: 24 Oct 2018 00:16

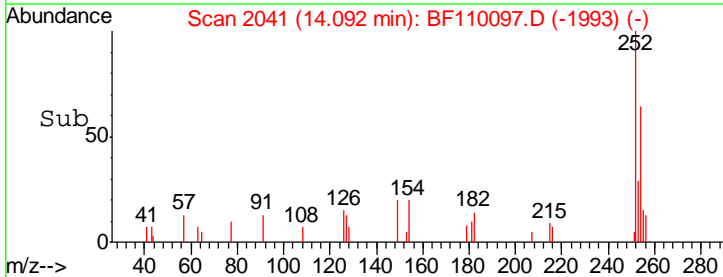
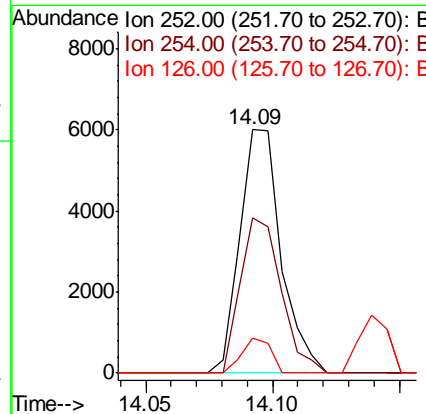
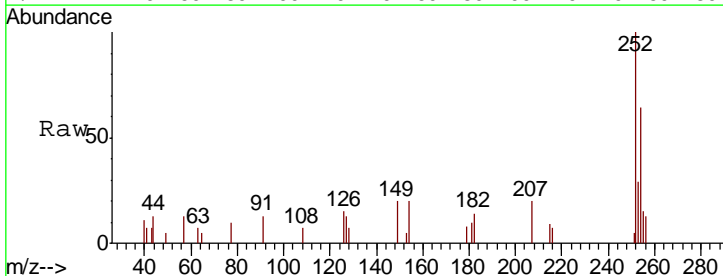
Instrument :  
 BNA\_F  
 ClientSampled :

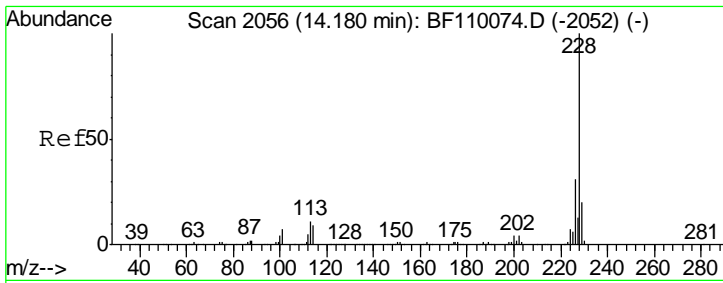
Tgt Ion	Resp	Lower	Upper
228	35772		
226	28.1	22.1	33.1
229	18.6	15.6	23.4



#82  
 3,3'-Dichlorobenzidine  
 Concen: 0.578 ng  
 RT: 14.09 min Scan# 2041  
 Delta R.T. -0.02 min  
 Lab File: BF110097.D  
 Acq: 24 Oct 2018 00:16

Tgt Ion	Resp	Lower	Upper
252	6795		
254	64.0	51.3	76.9
126	14.6	9.4	14.2#

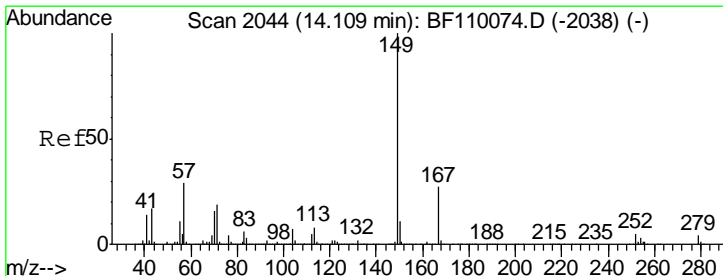
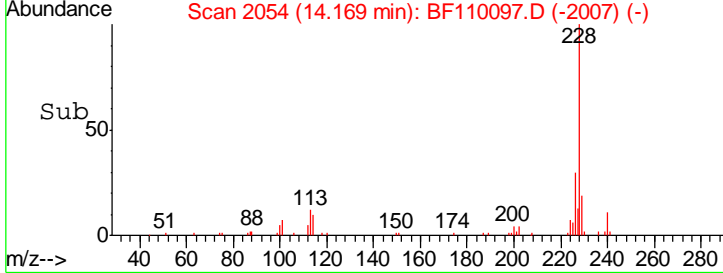
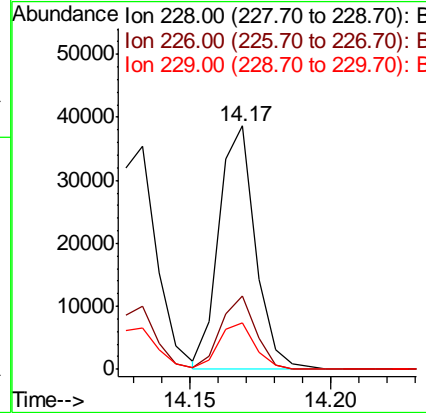
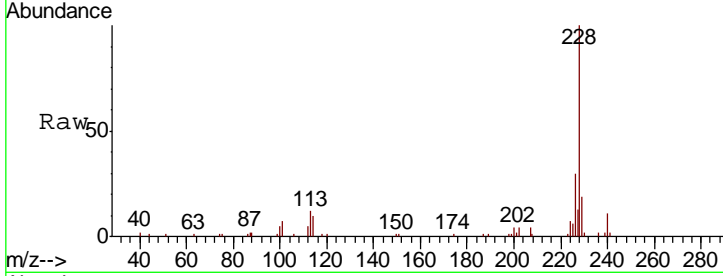




#83  
 Chrysene  
 Concen: 1.080 ng  
 RT: 14.17 min Scan# 2054  
 Delta R.T. -0.02 min  
 Lab File: BF110097.D  
 Acq: 24 Oct 2018 00:16

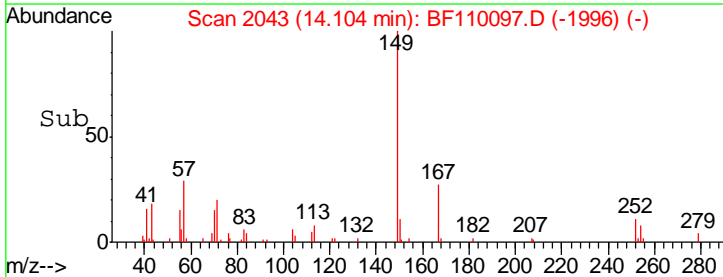
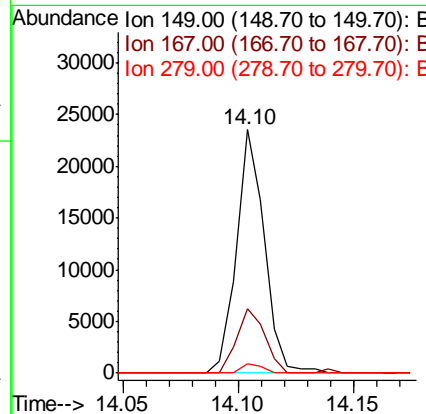
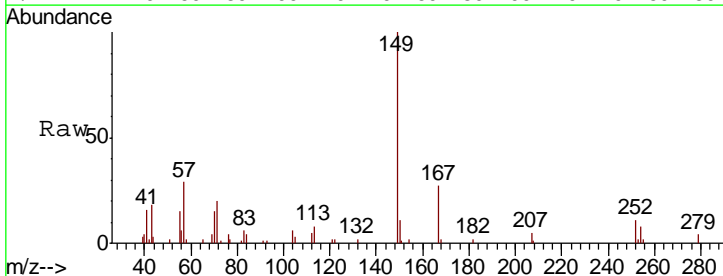
Instrument :  
 BNA\_F  
 ClientSampled :

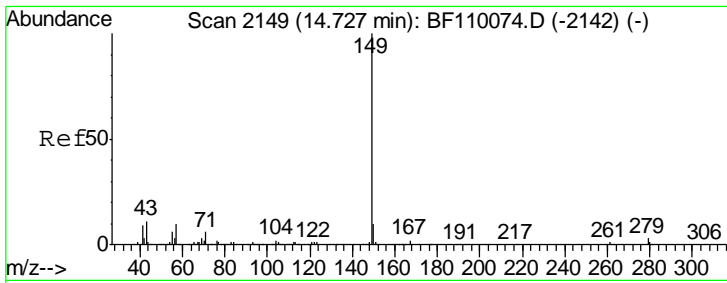
Tgt Ion	Resp	Lower	Upper
228	34637		
226	30.0	24.7	37.1
229	18.9	15.9	23.9



#84  
 Bis(2-ethylhexyl)phthalate  
 Concen: 0.825 ng  
 RT: 14.10 min Scan# 2043  
 Delta R.T. -0.02 min  
 Lab File: BF110097.D  
 Acq: 24 Oct 2018 00:16

Tgt Ion	Resp	Lower	Upper
149	19770		
167	26.7	19.8	29.8
279	4.0	2.7	4.1

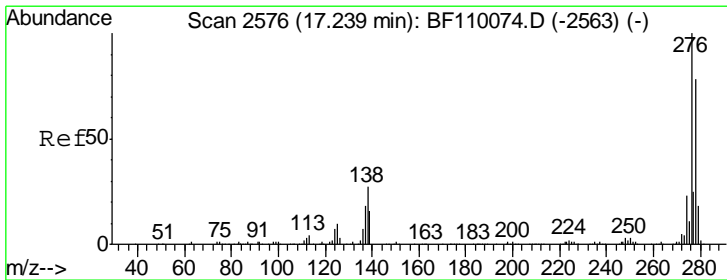
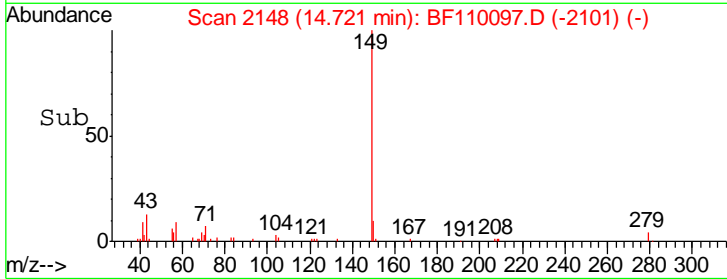
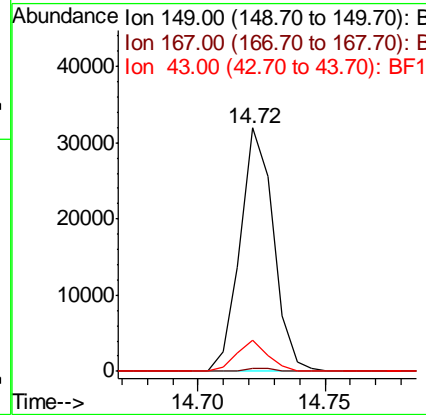
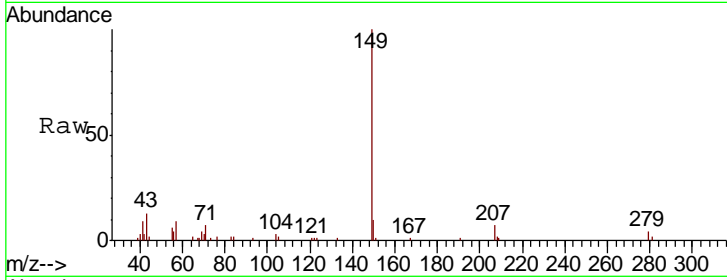




#85  
 Di-n-octyl phthalate  
 Concen: 0.783 ng  
 RT: 14.72 min Scan# 2148  
 Delta R.T. -0.02 min  
 Lab File: BF110097.D  
 Acq: 24 Oct 2018 00:16

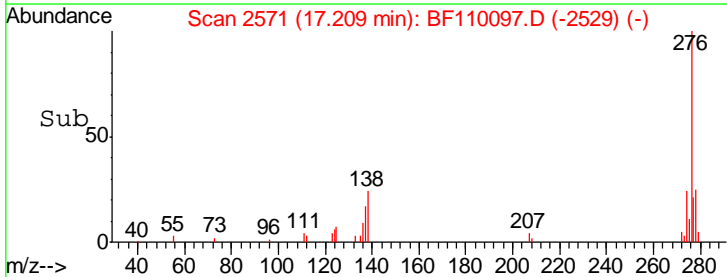
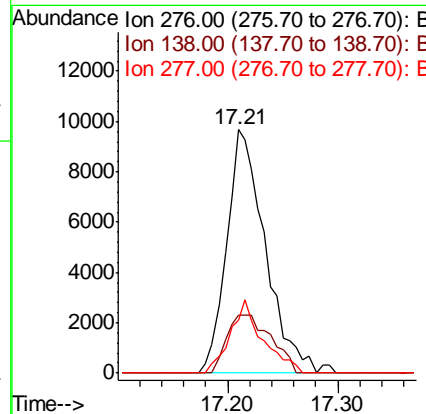
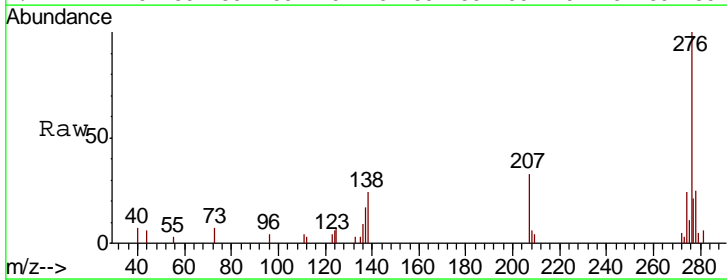
Instrument :  
 BNA\_F  
 ClientSampled :

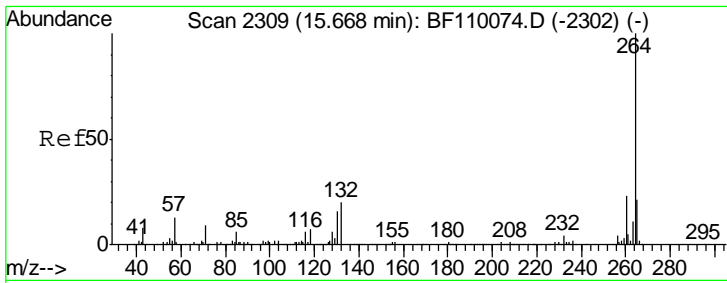
Tgt Ion	Resp	Lower	Upper
149	29154		
167	0.9	1.1	1.7#
43	12.0	7.8	11.8#



#86  
 Indeno(1,2,3-cd)pyrene  
 Concen: 0.892 ng  
 RT: 17.21 min Scan# 2571  
 Delta R.T. -0.05 min  
 Lab File: BF110097.D  
 Acq: 24 Oct 2018 00:16

Tgt Ion	Resp	Lower	Upper
276	23748		
138	27.3	18.5	27.7
277	25.0	20.0	30.0

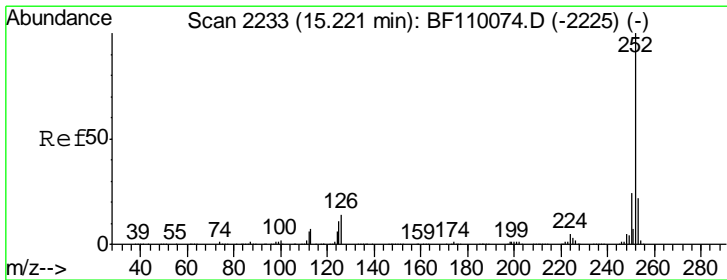
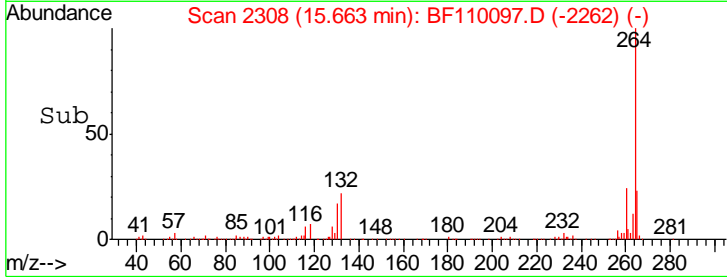
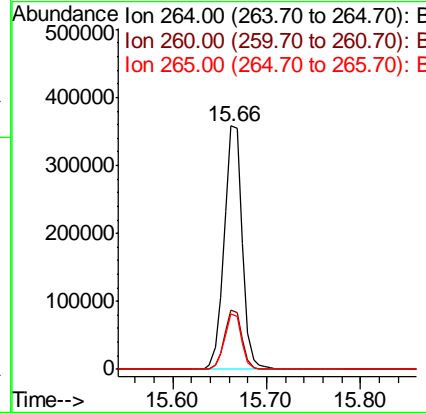
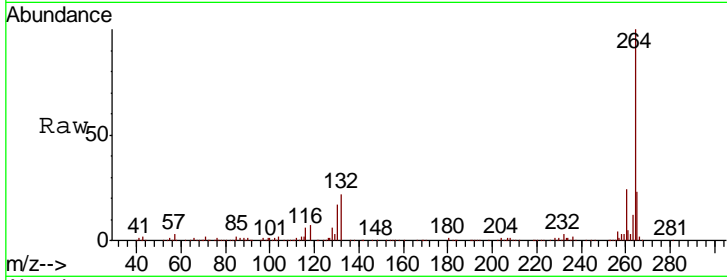




#87  
 Perylene-d12  
 Concen: 20.000 ng  
 RT: 15.66 min Scan# 2308  
 Delta R.T. -0.03 min  
 Lab File: BF110097.D  
 Acq: 24 Oct 2018 00:16

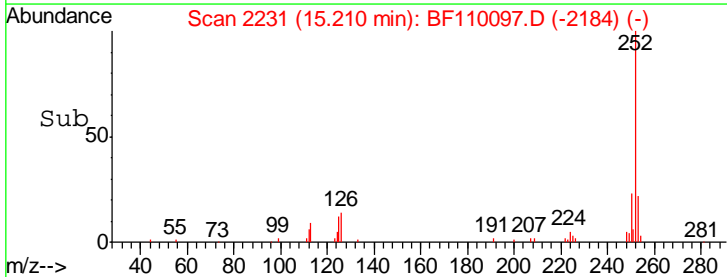
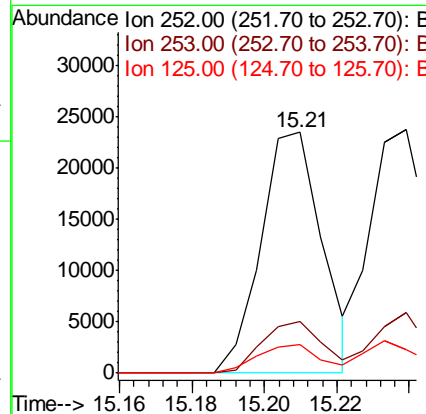
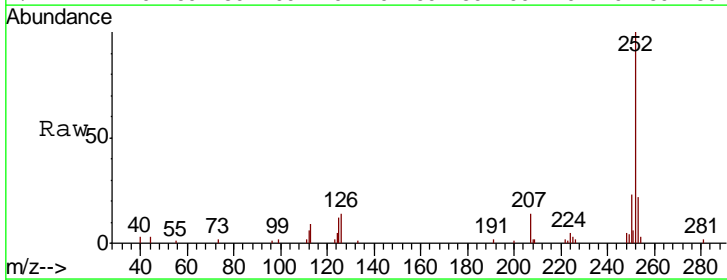
Instrument :  
 BNA\_F  
 ClientSampled :

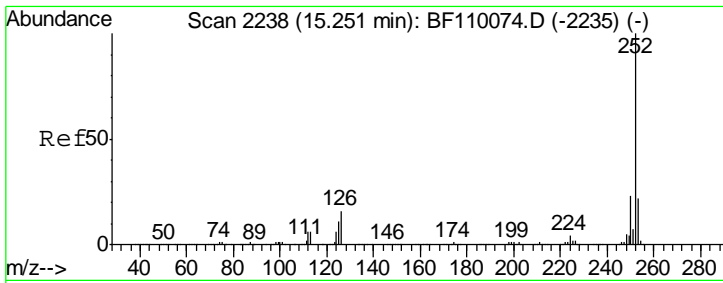
Tgt Ion	Resp	Lower	Upper
264	481151		
260	24.2	18.7	28.1
265	22.8	16.7	25.1



#88  
 Benzo(b)fluoranthene  
 Concen: 0.992 ng  
 RT: 15.21 min Scan# 2231  
 Delta R.T. -0.02 min  
 Lab File: BF110097.D  
 Acq: 24 Oct 2018 00:16

Tgt Ion	Resp	Lower	Upper
252	27563		
253	21.7	17.2	25.8
125	12.1	8.2	12.4

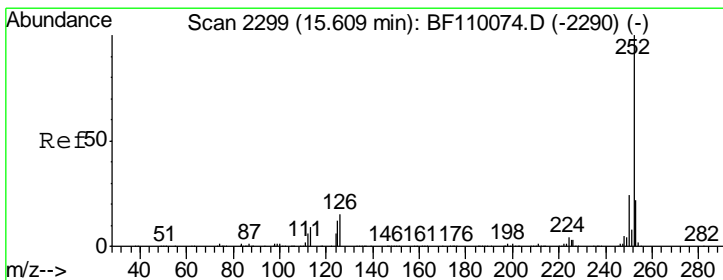
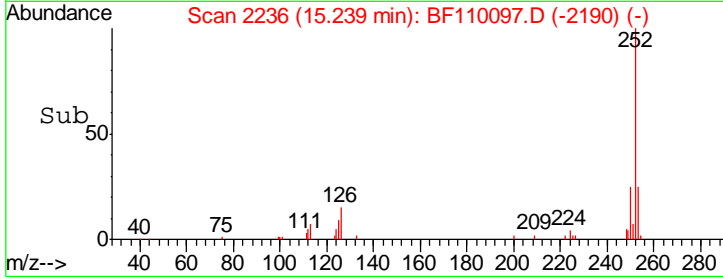
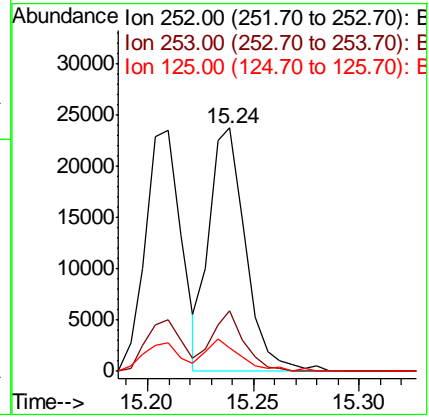
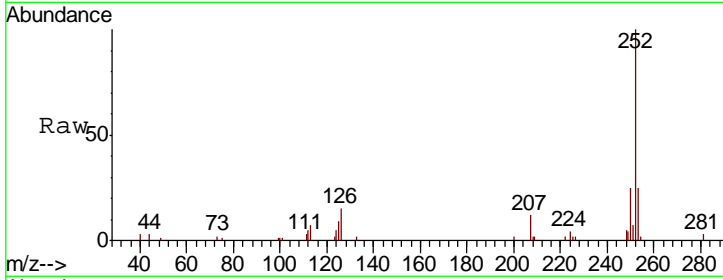




#89  
 Benzo(k)fluoranthene  
 Concen: 1.043 ng  
 RT: 15.24 min Scan# 2236  
 Delta R.T. -0.03 min  
 Lab File: BF110097.D  
 Acq: 24 Oct 2018 00:16

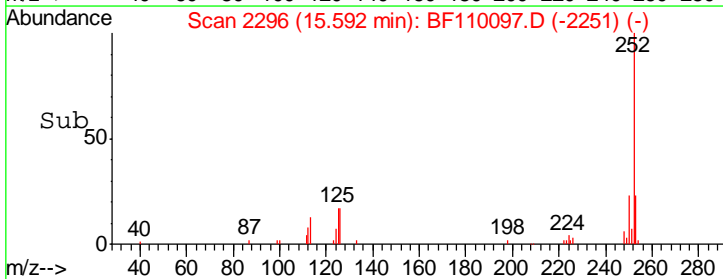
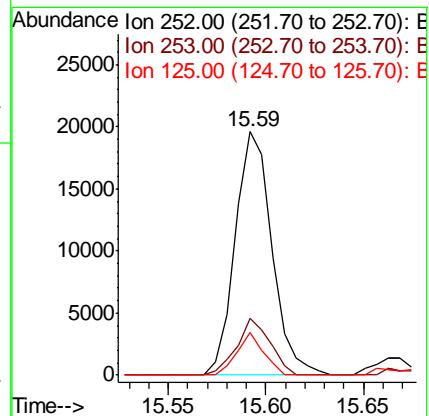
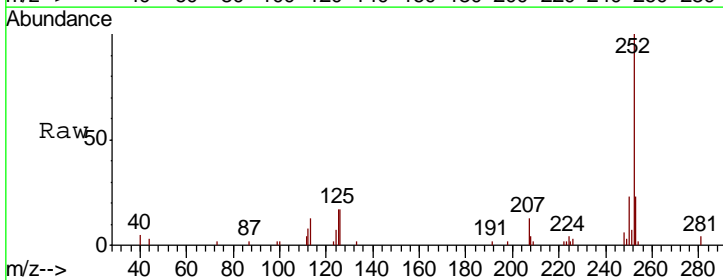
Instrument :  
 BNA\_F  
 ClientSampled :

Tgt Ion	Resp	Lower	Upper
252	100		
253	24.9	17.2	25.8
125	9.5	7.4	11.0

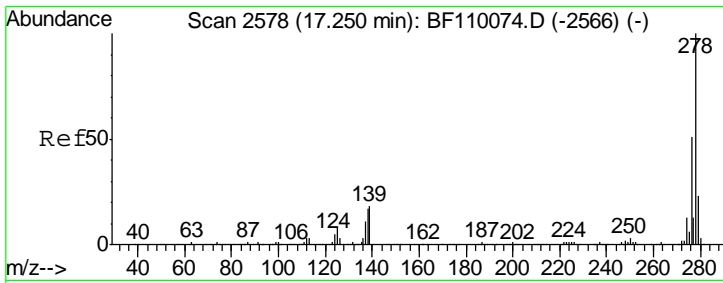


#90  
 Benzo(a)pyrene  
 Concen: 0.997 ng  
 RT: 15.59 min Scan# 2296  
 Delta R.T. -0.04 min  
 Lab File: BF110097.D  
 Acq: 24 Oct 2018 00:16

Tgt Ion	Resp	Lower	Upper
252	100		
253	23.5	18.2	27.4
125	17.3	9.0	13.6#



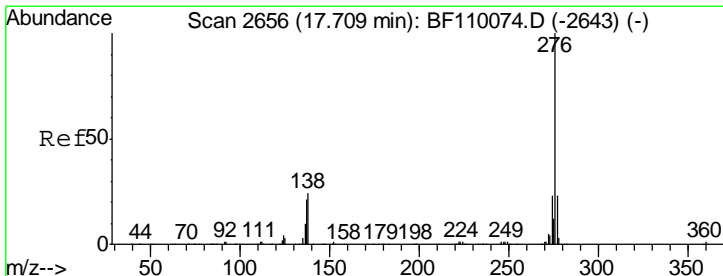
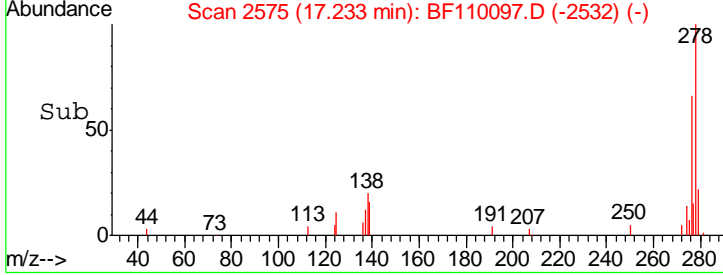
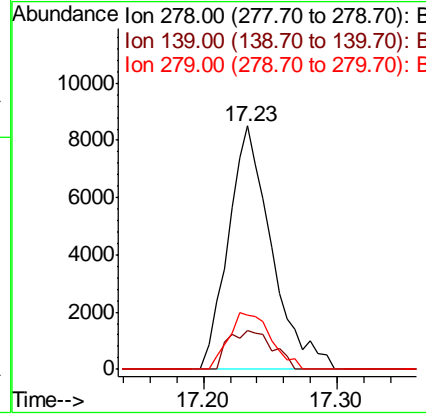
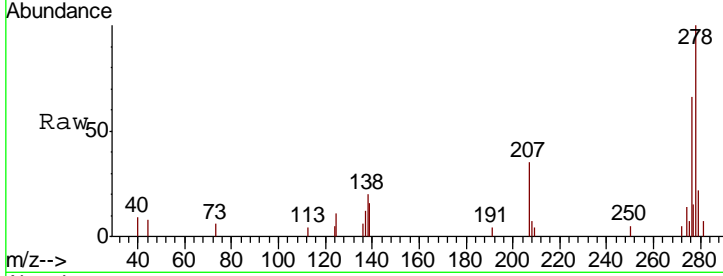




#91  
 Dibenzo(a,h)anthracene  
 Concen: 0.869 ng  
 RT: 17.23 min Scan# 2575  
 Delta R.T. -0.05 min  
 Lab File: BF110097.D  
 Acq: 24 Oct 2018 00:16

Instrument :  
 BNA\_F  
 ClientSampled :

Tgt Ion	Resp	Lower	Upper
278	19176		
278	100		
139	16.1	12.7	19.1
279	22.2	19.0	28.4



#92  
 Benzo(g,h,i)perylene  
 Concen: 0.878 ng  
 RT: 17.69 min Scan# 2653  
 Delta R.T. -0.05 min  
 Lab File: BF110097.D  
 Acq: 24 Oct 2018 00:16

Tgt Ion	Resp	Lower	Upper
276	19091		
276	100		
277	21.7	18.8	28.2
138	28.2	16.0	24.0#

