

Data Path : Z:\SVOASRV\HPCHEM1\BNA F\DATA\BF110618\
 Data File : BF110543.D
 Acq On : 7 Nov 2018 4:51
 Operator : JU/SJ
 Sample : SSTDCCC040
 Misc :
 ALS Vial : 2 Sample Multiplier: 1

Instrument :
 BNA_F
 ClientSampleId :

Quant Time: Nov 07 13:40:08 2018
 Quant Method : Z:\SVOASRV\HPCHEM1\BNA F\METHODS\8270-BF102318.M
 Quant Title : ASP BNA STANDARDS FOR 5 POINT CALIBRATION
 QLast Update : Thu Nov 01 16:06:12 2018
 Response via : Initial Calibration

Internal Standards	R.T.	QIon	Response	Conc	Units	Dev(Min)
1) 1,4-Dichlorobenzene-d4	6.96	152	62171	20.00	ng	0.00
21) Naphthalene-d8	8.24	136	227249	20.00	ng	0.00
39) Acenaphthene-d10	10.00	164	87424	20.00	ng	0.00
64) Phenanthrene-d10	11.49	188	170050	20.00	ng	0.00
76) Chrysene-d12	14.14	240	118043	20.00	ng	0.00
87) Perylene-d12	15.67	264	89541	20.00	ng	0.01

System Monitoring Compounds

5) 2-Fluorophenol	5.57	112	339336	88.88	ng	0.00
7) Phenol-d6	6.58	99	398082	81.52	ng	0.00
23) Nitrobenzene-d5	7.52	82	330813	86.34	ng	0.00
42) 2,4,6-Tribromophenol	10.79	330	71641	82.73	ng	0.00
45) 2-Fluorobiphenyl	9.31	172	558347	100.29	ng	0.00
79) Terphenyl-d14	13.07	244	569719	100.37	ng	0.00

Target Compounds

Target Compounds	R.T.	QIon	Response	Conc	Units	Qvalue
2) 1,4-Dioxane	2.77	88	86638	43.314	ng	91
3) Pyridine	3.57	79	189370	42.506	ng	# 85
4) n-Nitrosodimethylamine	3.53	42	77440	41.489	ng	92
6) Aniline	6.62	93	255794	40.211	ng	# 53
8) 2-Chlorophenol	6.75	128	183337	41.653	ng	98
9) Benzaldehyde	6.52	77	110613	38.620	ng	92
10) Phenol	6.60	94	229587	43.984	ng	# 63
11) bis(2-Chloroethyl)ether	6.69	93	170439	39.688	ng	95
12) 1,3-Dichlorobenzene	6.90	146	201575	41.614	ng	98
13) 1,4-Dichlorobenzene	6.97	146	203488	41.537	ng	98
14) 1,2-Dichlorobenzene	7.13	146	189736	41.720	ng	98
15) Benzyl Alcohol	7.10	79	138147	36.782	ng	91
16) 2,2'-oxybis(1-Chloropropan	7.23	45	265659	38.690	ng	70
17) 2-Methylphenol	7.20	107	135811	38.716	ng	# 83
18) Hexachloroethane	7.46	117	49796	27.763	ng	93
19) n-Nitroso-di-n-propylamine	7.36	70	117288	37.438	ng	94
20) 3+4-Methylphenols	7.36	107	174280	38.435	ng	93
22) Acetophenone	7.37	105	235973	45.065	ng	# 98
24) Nitrobenzene	7.54	77	168697	42.648	ng	98
25) Isophorone	7.77	82	260924	39.952	ng	96
26) 2-Nitrophenol	7.86	139	54922	29.178	ng	95
27) 2,4-Dimethylphenol	7.89	122	126580	40.560	ng	99
28) bis(2-Chloroethoxy)methane	7.98	93	187264	42.208	ng	99
29) 2,4-Dichlorophenol	8.10	162	126080	39.988	ng	98
30) 1,2,4-Trichlorobenzene	8.18	180	146052	41.355	ng	95
31) Naphthalene	8.26	128	421795	40.272	ng	99
32) Benzoic acid	7.98	122	28416	11.781	ng	91
33) 4-Chloroaniline	8.31	127	182159	38.644	ng	100
34) Hexachlorobutadiene	8.37	225	87804	44.777	ng	97
35) Caprolactam	8.68	113	38289	34.842	ng	# 88
36) 4-Chloro-3-methylphenol	8.79	107	123697	36.281	ng	98
37) 2-Methylnaphthalene	8.95	142	256974	37.083	ng	99
38) 1-Methylnaphthalene	9.05	142	245848	36.712	ng	99
40) 1,2,4,5-Tetrachlorobenzene	9.12	216	125550	46.091	ng	99

Data Path : Z:\SVOASRV\HPCHEM1\BNA F\DATA\BF110618\
 Data File : BF110543.D
 Acq On : 7 Nov 2018 4:51
 Operator : JU/SJ
 Sample : SSTDCCC040
 Misc :
 ALS Vial : 2 Sample Multiplier: 1

Instrument :
 BNA_F
 ClientSampleId :

Quant Time: Nov 07 13:40:08 2018
 Quant Method : Z:\SVOASRV\HPCHEM1\BNA F\METHODS\8270-BF102318.M
 Quant Title : ASP BNA STANDARDS FOR 5 POINT CALIBRATION
 QLast Update : Thu Nov 01 16:06:12 2018
 Response via : Initial Calibration

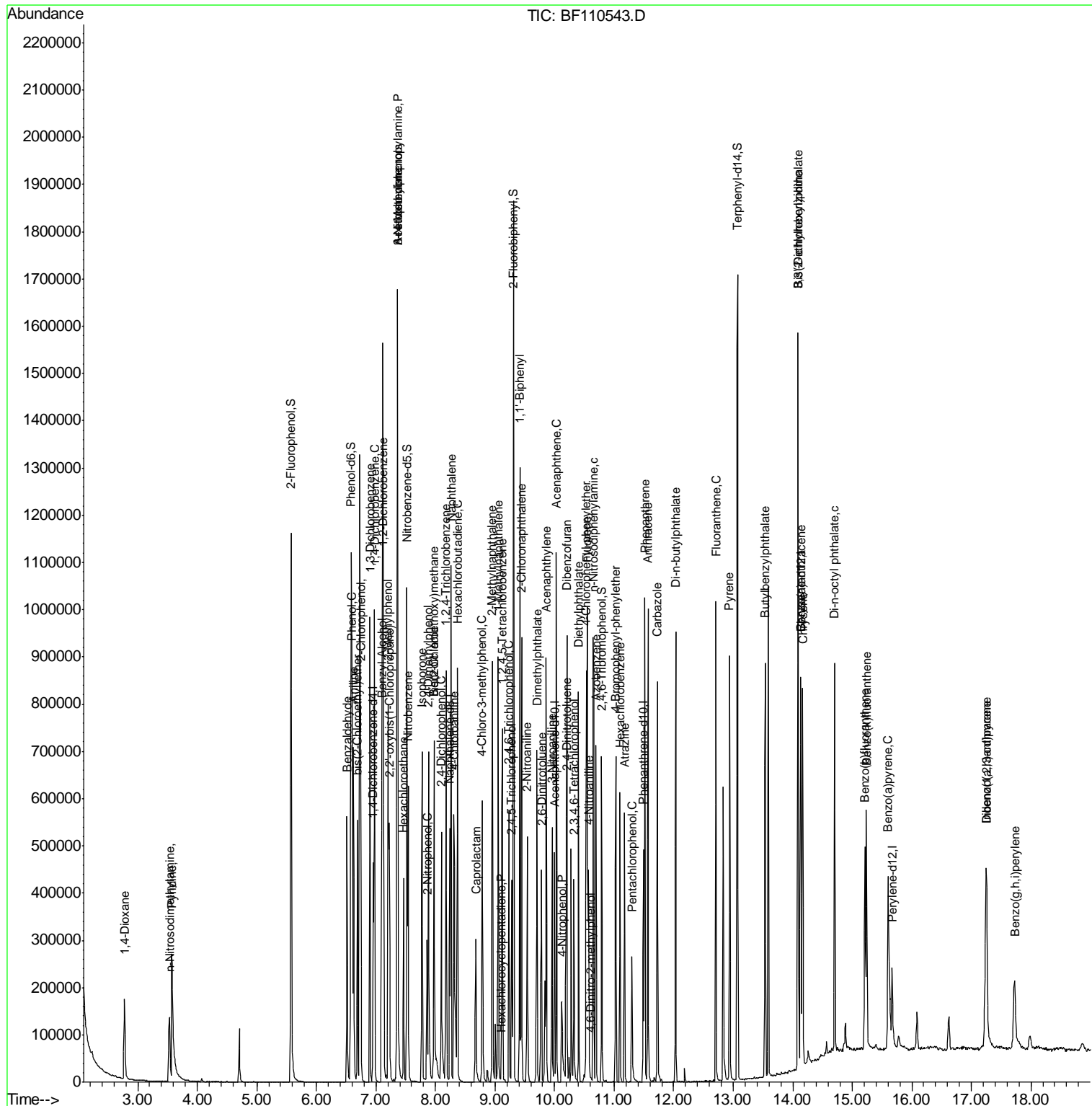
Internal Standards	R.T.	QIon	Response	Conc	Units	Dev(Min)
41) Hexachlorocyclopentadiene	9.10	237	1098	0.788	ng	92
43) 2,4,6-Trichlorophenol	9.23	196	74486	42.396	ng	96
44) 2,4,5-Trichlorophenol	9.28	196	75413	40.607	ng	94
46) 1,1'-Biphenyl	9.42	154	357079	45.167	ng	100
47) 2-Chloronaphthalene	9.45	162	252982	43.624	ng	99
48) 2-Nitroaniline	9.55	65	83045	47.257	ng	94
49) Acenaphthylene	9.86	152	356064	42.510	ng	100
50) Dimethylphthalate	9.71	163	283710	43.963	ng	99
51) 2,6-Dinitrotoluene	9.78	165	44840	32.257	ng	94
52) Acenaphthene	10.03	154	220384	39.773	ng	98
53) 3-Nitroaniline	9.96	138	81014	49.008	ng	90
55) Dibenzofuran	10.20	168	325131	41.909	ng	98
56) 4-Nitrophenol	10.12	139	40722	33.284	ng	96
57) 2,4-Dinitrotoluene	10.19	165	50746	28.740	ng	88
58) Fluorene	10.55	166	244077	42.273	ng	99
59) 2,3,4,6-Tetrachlorophenol	10.33	232	61372	40.544	ng	95
60) Diethylphthalate	10.40	149	274707	43.607	ng	99
61) 4-Chlorophenyl-phenylether	10.53	204	127631	41.903	ng	98
62) 4-Nitroaniline	10.57	138	85149	51.789	ng	96
63) Azobenzene	10.70	77	250706	40.094	ng	96
65) 4,6-Dinitro-2-methylphenol	10.61	198	393	0.506	ng	# 19
66) n-Nitrosodiphenylamine	10.65	169	229956	41.228	ng	98
67) 4-Bromophenyl-phenylether	11.03	248	73575	39.888	ng	95
68) Hexachlorobenzene	11.10	284	78106	39.909	ng	# 87
69) Atrazine	11.17	200	60010	34.045	ng	97
70) Pentachlorophenol	11.30	266	38359	33.612	ng	98
71) Phenanthrene	11.52	178	372446	41.858	ng	99
72) Anthracene	11.57	178	387324	43.429	ng	100
73) Carbazole	11.73	167	385049	44.218	ng	99
74) Di-n-butylphthalate	12.03	149	434149	44.144	ng	99
75) Fluoranthene	12.71	202	392500	43.465	ng	99
77) Benzidine	12.83	184	272426	Below	Cal	96
78) Pyrene	12.94	202	398653	47.107	ng	98
80) Butylbenzylphthalate	13.54	149	187372	51.011	ng	96
81) Benzo(a)anthracene	14.13	228	284814	40.687	ng	100
82) 3,3'-Dichlorobenzidine	14.09	252	113898	46.726	ng	98
83) Chrysene	14.17	228	270171	40.634	ng	98
84) Bis(2-ethylhexyl)phthalate	14.09	149	250514	50.452	ng	96
85) Di-n-octyl phthalate	14.70	149	377613	48.909	ng	# 98
86) Indeno(1,2,3-cd)pyrene	17.24	276	201335	36.501	ng	97
88) Benzo(b)fluoranthene	15.21	252	208171	40.260	ng	96
89) Benzo(k)fluoranthene	15.24	252	211264	41.561	ng	99
90) Benzo(a)pyrene	15.60	252	196643	41.330	ng	97
91) Dibenzo(a,h)anthracene	17.26	278	174313	42.460	ng	98
92) Benzo(g,h,i)perylene	17.73	276	160944	39.784	ng	99

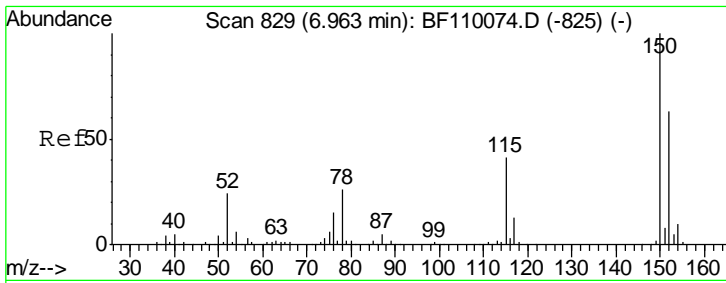
(#) = qualifier out of range (m) = manual integration (+) = signals summed

Data Path : Z:\SVOASRV\HPCHEM1\BNA F\DATA\BF110618\
 Data File : BF110543.D
 Acq On : 7 Nov 2018 4:51
 Operator : JU/SJ
 Sample : SSTDCCC040
 Misc :
 ALS Vial : 2 Sample Multiplier: 1

Instrument :
 BNA_F
 Client Sampled :

Quant Time: Nov 07 13:40:08 2018
 Quant Method : Z:\SVOASRV\HPCHEM1\BNA F\METHODS\8270-BF102318.M
 Quant Title : ASP BNA STANDARDS FOR 5 POINT CALIBRATION
 QLast Update : Thu Nov 01 16:06:12 2018
 Response via : Initial Calibration

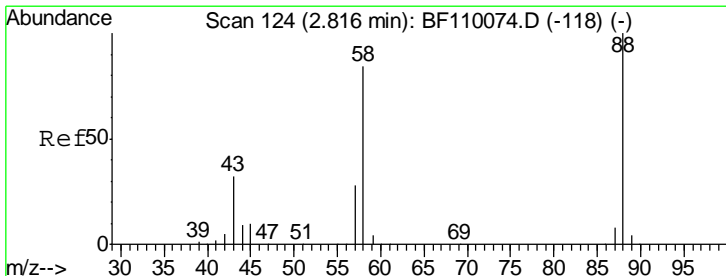
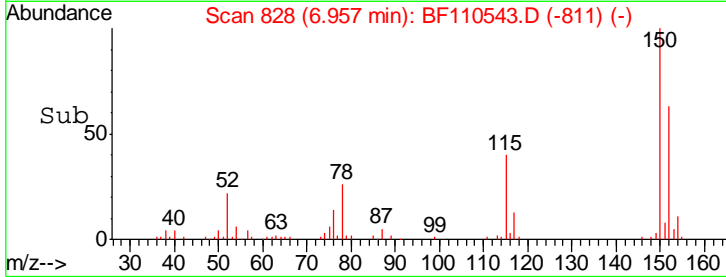
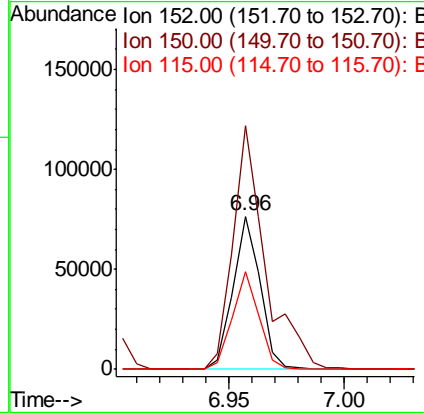
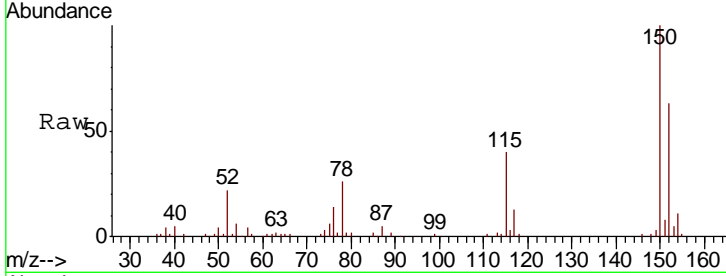




#1
 1,4-Dichlorobenzene-d4
 Concen: 20.000 ng
 RT: 6.96 min Scan# 828
 Delta R.T. -0.00 min
 Lab File: BF110543.D
 Acq: 7 Nov 2018 4:51

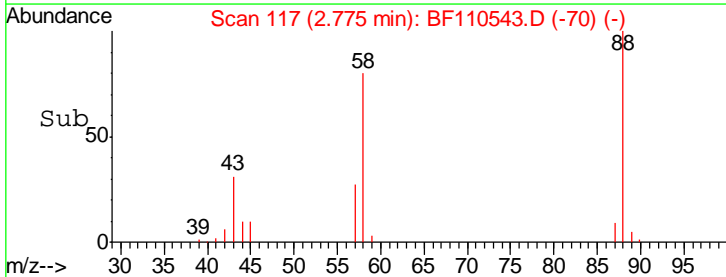
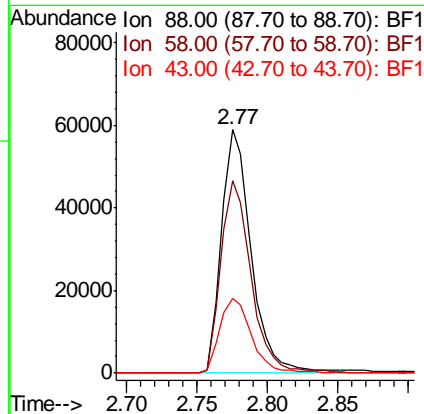
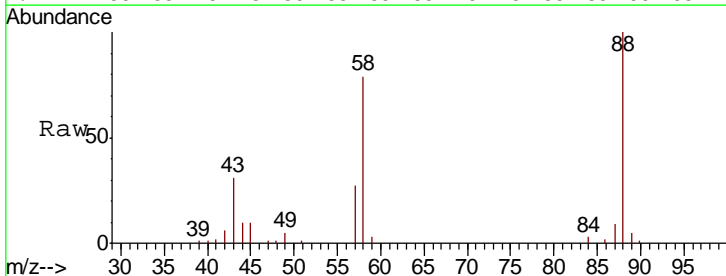
Instrument :
 BNA_F
 ClientSampled :

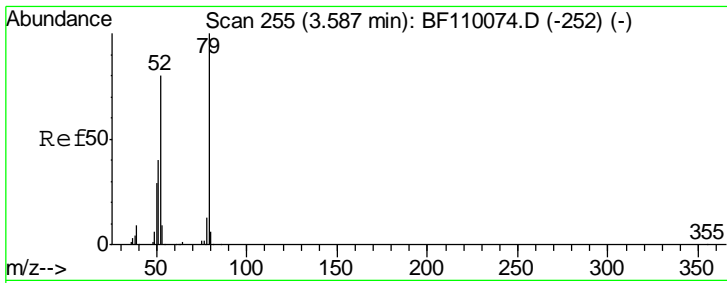
Tgt Ion	Resp	Lower	Upper
152	62171		
150	159.2	122.7	184.1
115	63.6	49.1	73.7



#2
 1,4-Dioxane
 Concen: 43.314 ng
 RT: 2.77 min Scan# 117
 Delta R.T. -0.02 min
 Lab File: BF110543.D
 Acq: 7 Nov 2018 4:51

Tgt Ion	Resp	Lower	Upper
88	86638		
58	80.1	57.1	85.7
43	32.6	24.1	36.1

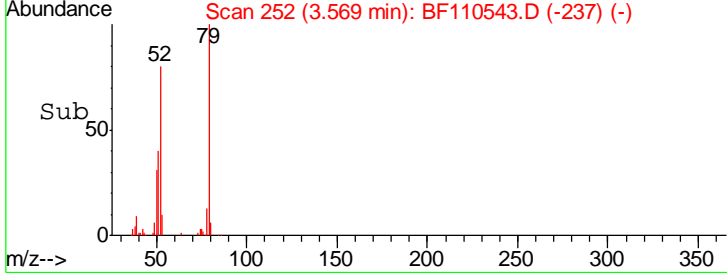
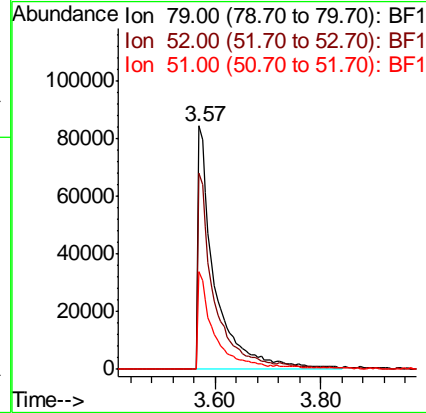
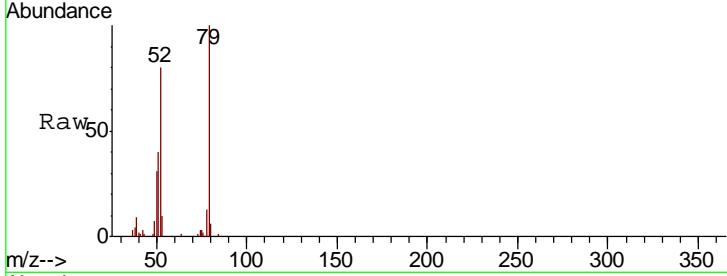




#3
 Pyridine
 Concen: 42.506 ng
 RT: 3.57 min Scan# 252
 Delta R.T. -0.01 min
 Lab File: BF110543.D
 Acq: 7 Nov 2018 4:51

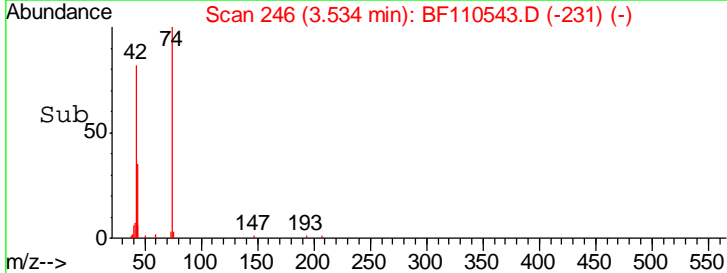
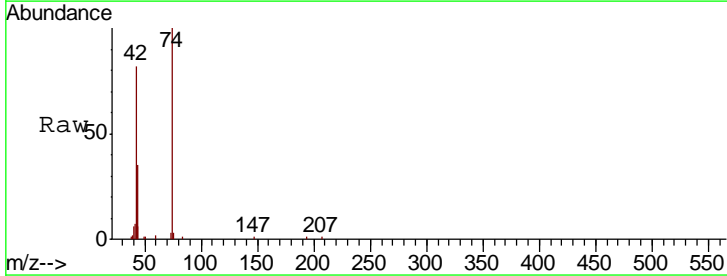
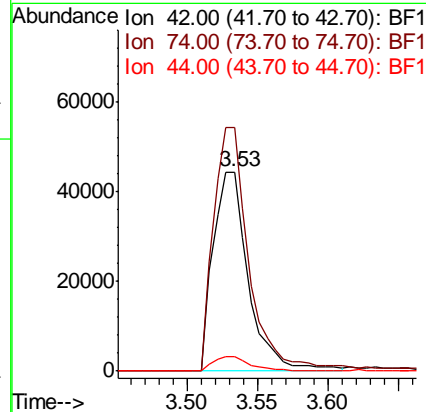
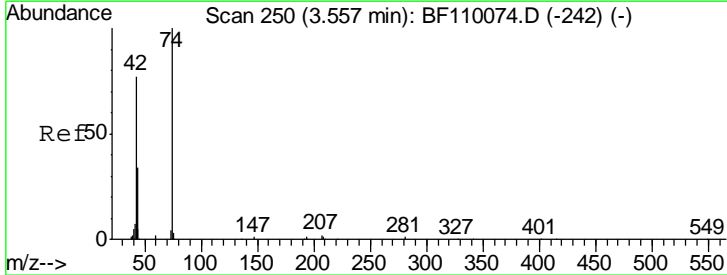
Instrument :
 BNA_F
 ClientSampled :

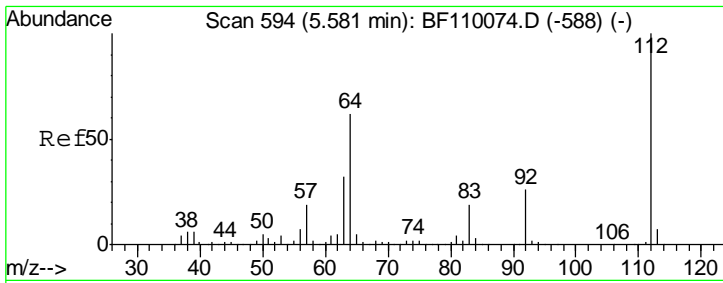
Tgt Ion	Resp	Lower	Upper
79	100		
52	80.4	53.1	79.7#
51	40.4	27.4	41.2



#4
 n-Nitrosodimethylamine
 Concen: 41.489 ng
 RT: 3.53 min Scan# 246
 Delta R.T. -0.01 min
 Lab File: BF110543.D
 Acq: 7 Nov 2018 4:51

Tgt Ion	Resp	Lower	Upper
42	100		
74	121.9	105.5	158.3
44	7.3	4.9	7.3

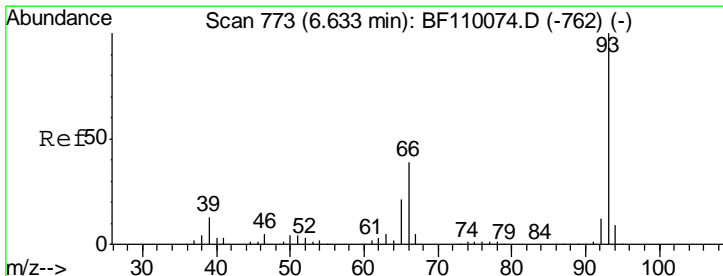
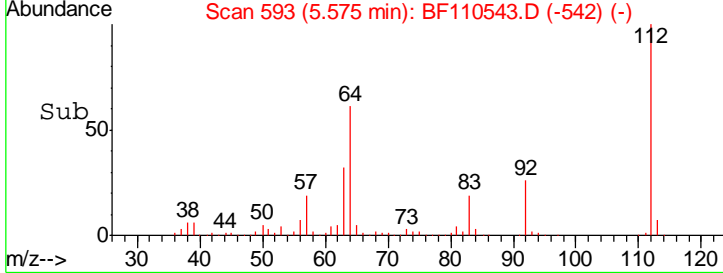
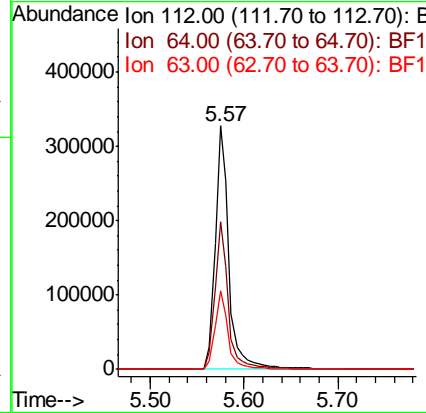
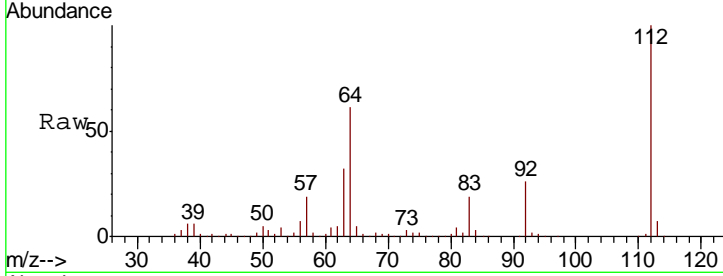




#5
 2-Fluorophenol
 Concen: 88.883 ng
 RT: 5.57 min Scan# 593
 Delta R.T. -0.00 min
 Lab File: BF110543.D
 Acq: 7 Nov 2018 4:51

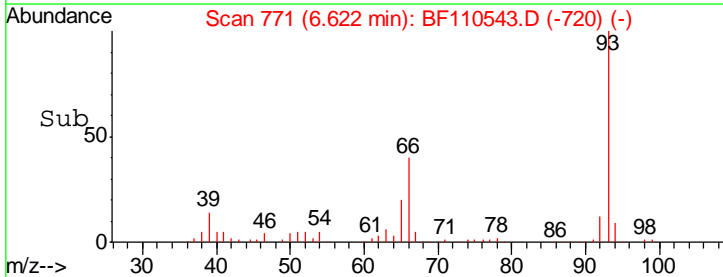
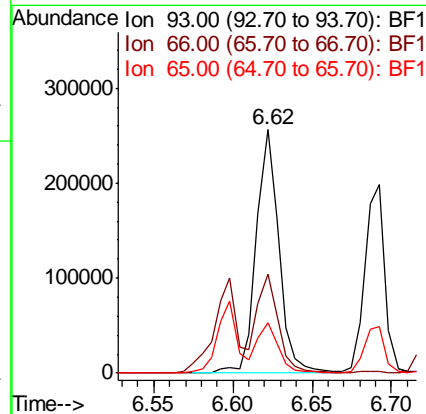
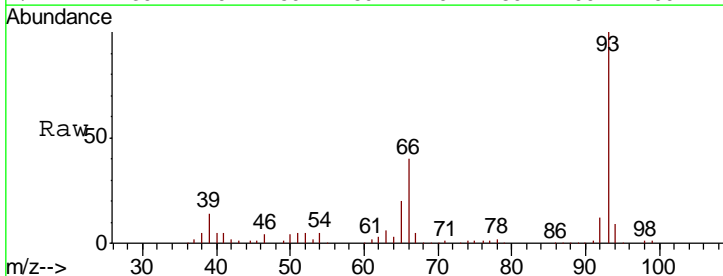
Instrument :
 BNA_F
 ClientSampled :

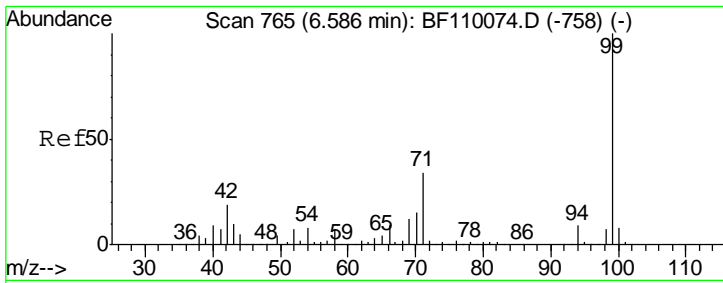
Tgt Ion	Resp	Lower	Upper
112	100		
64	60.8	44.1	66.1
63	32.5	23.7	35.5



#6
 Aniline
 Concen: 40.211 ng
 RT: 6.62 min Scan# 771
 Delta R.T. -0.00 min
 Lab File: BF110543.D
 Acq: 7 Nov 2018 4:51

Tgt Ion	Resp	Lower	Upper
93	100		
66	40.4	67.4	101.0#
65	20.5	41.0	61.4#

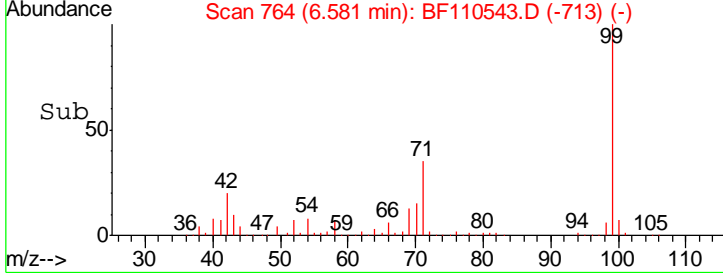
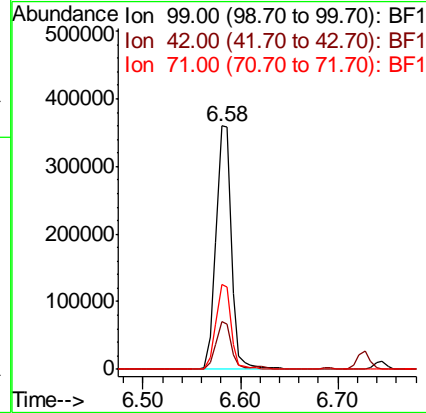
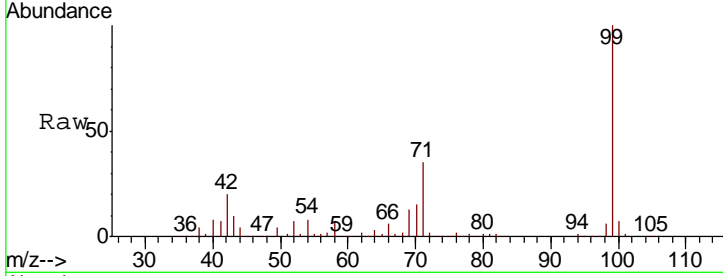




#7
 Phenol-d6
 Concen: 81.520 ng
 RT: 6.58 min Scan# 764
 Delta R.T. -0.00 min
 Lab File: BF110543.D
 Acq: 7 Nov 2018 4:51

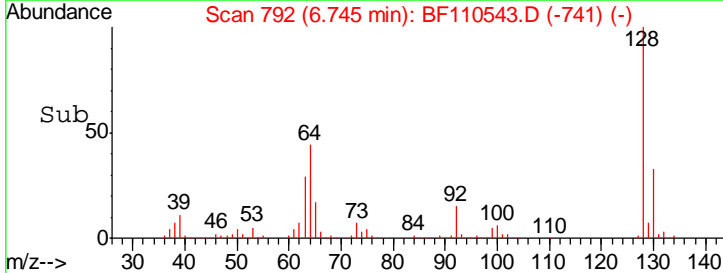
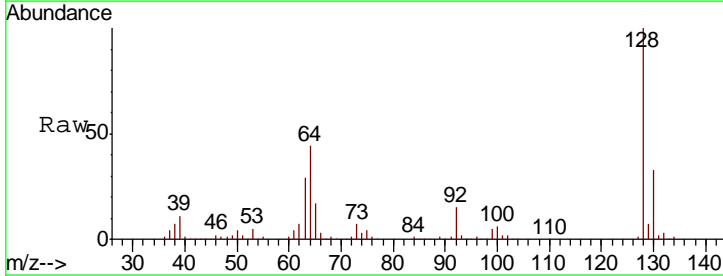
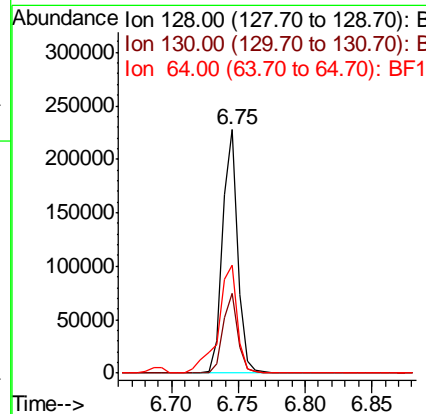
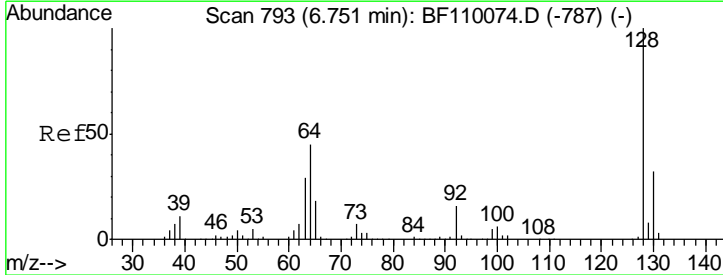
Instrument :
 BNA_F
 ClientSampled :

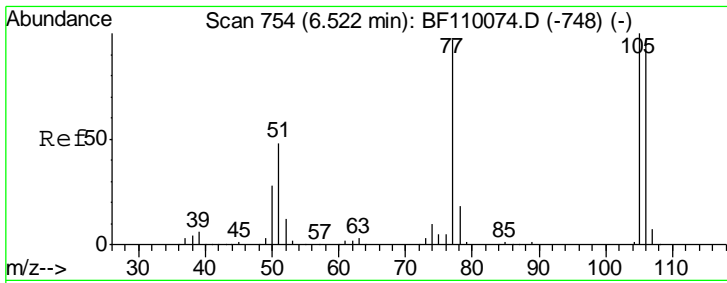
Tgt Ion	Resp	Lower	Upper
99	398082		
42	19.8	15.8	23.6
71	35.1	28.0	42.0



#8
 2-Chlorophenol
 Concen: 41.653 ng
 RT: 6.75 min Scan# 792
 Delta R.T. -0.00 min
 Lab File: BF110543.D
 Acq: 7 Nov 2018 4:51

Tgt Ion	Resp	Lower	Upper
128	183337		
130	32.8	13.1	53.1
64	44.3	26.0	66.0

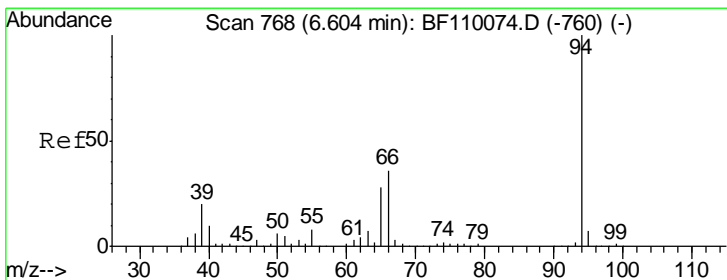
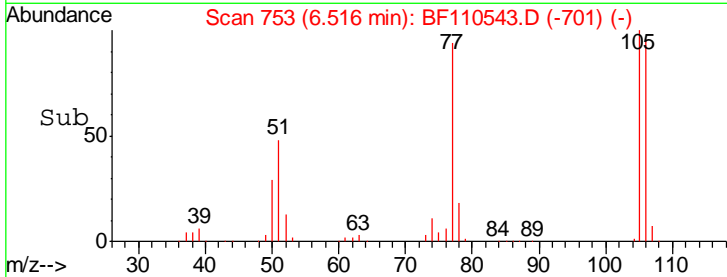
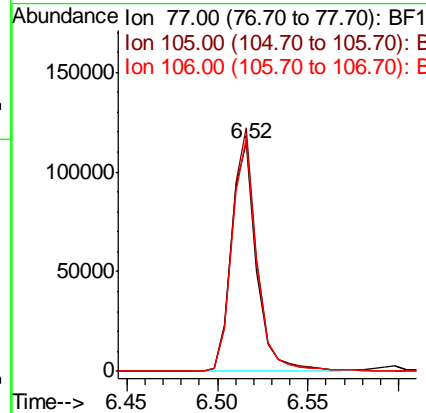
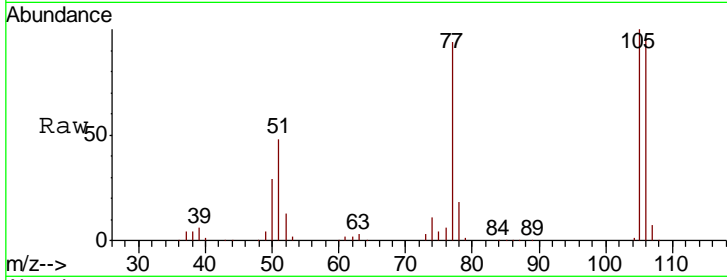




#9
Benzaldehyde
Concen: 38.620 ng
RT: 6.52 min Scan# 753
Delta R.T. 0.01 min
Lab File: BF110543.D
Acq: 7 Nov 2018 4:51

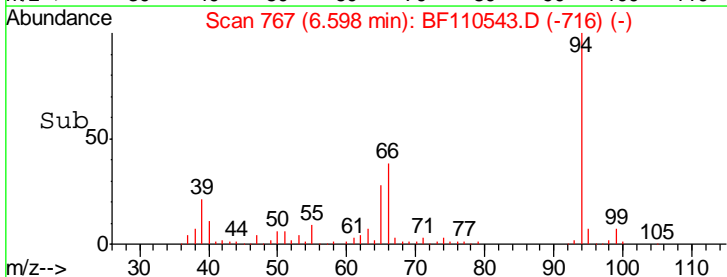
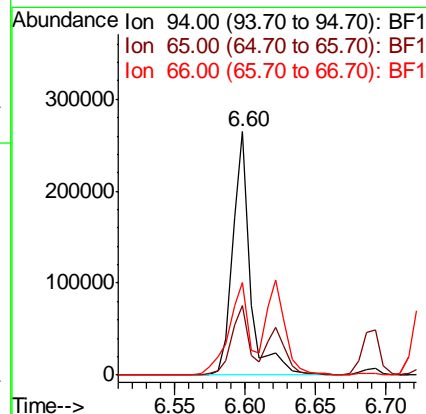
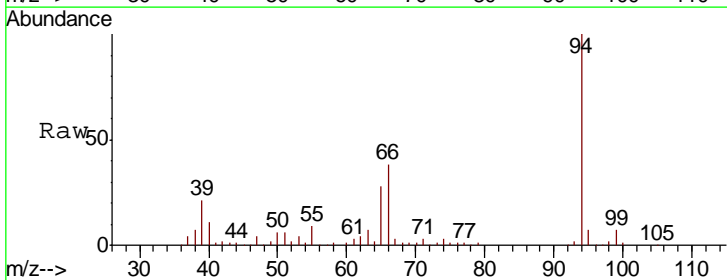
Instrument :
BNA_F
ClientSampled :

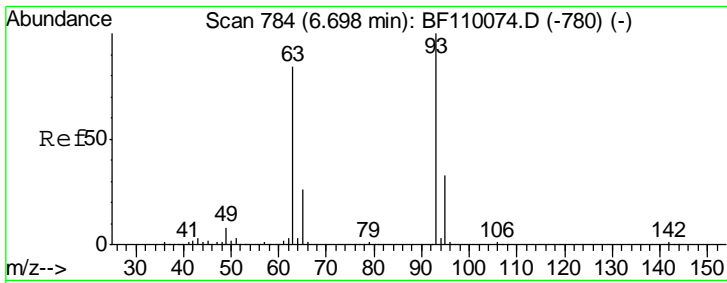
Tgt Ion	Resp	Lower	Upper
77	110613		
105	106.8	78.6	118.6
106	102.4	74.8	114.8



#10
Phenol
Concen: 43.984 ng
RT: 6.60 min Scan# 767
Delta R.T. -0.00 min
Lab File: BF110543.D
Acq: 7 Nov 2018 4:51

Tgt Ion	Resp	Lower	Upper
94	229587		
65	28.5	25.3	65.3
66	37.8	54.5	94.5#

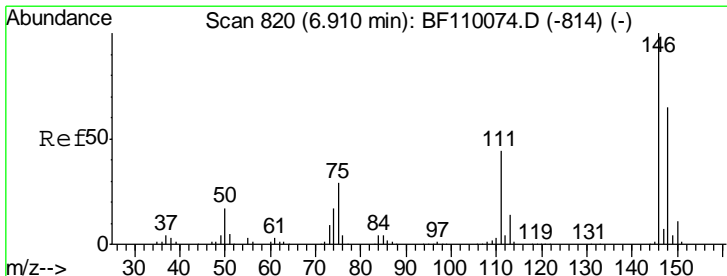
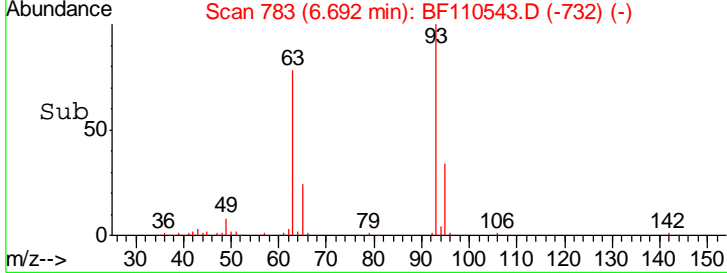
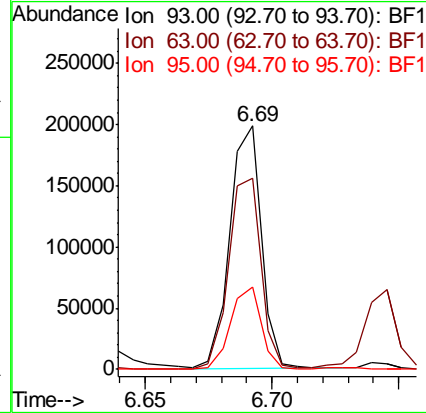
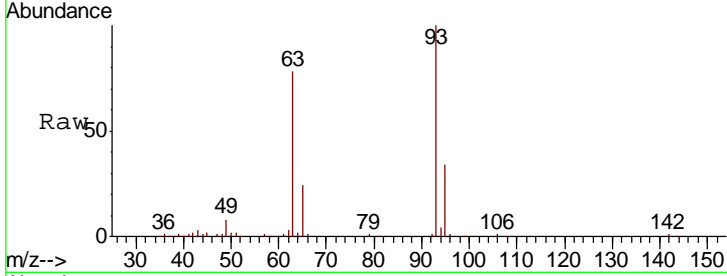




#11
 bis(2-Chloroethyl)ether
 Concen: 39.688 ng
 RT: 6.69 min Scan# 783
 Delta R.T. -0.00 min
 Lab File: BF110543.D
 Acq: 7 Nov 2018 4:51

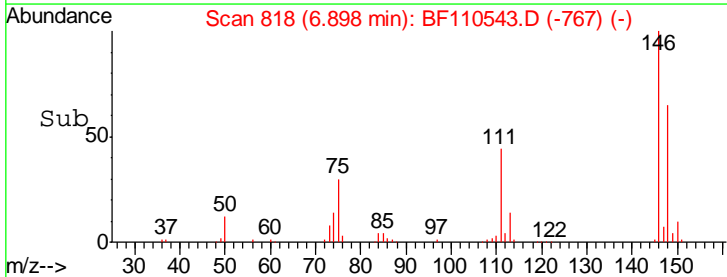
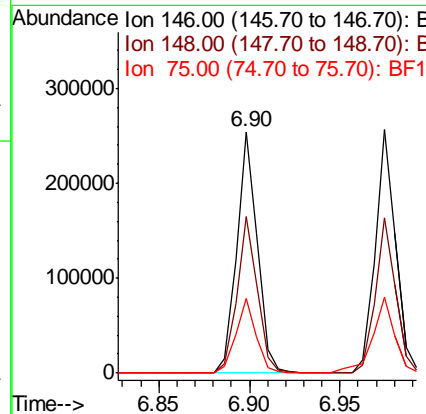
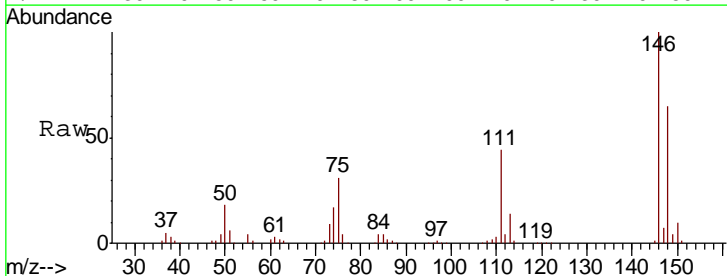
Instrument :
 BNA_F
 ClientSampleId :

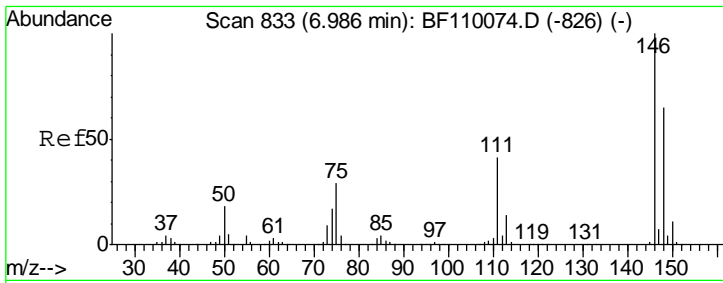
Tgt Ion	Resp	Lower	Upper
93	170439		
93	100		
63	78.5	53.4	93.4
95	33.6	12.1	52.1



#12
 1,3-Dichlorobenzene
 Concen: 41.614 ng
 RT: 6.90 min Scan# 818
 Delta R.T. -0.00 min
 Lab File: BF110543.D
 Acq: 7 Nov 2018 4:51

Tgt Ion	Resp	Lower	Upper
146	201575		
146	100		
148	64.8	50.4	75.6
75	31.1	25.8	38.6

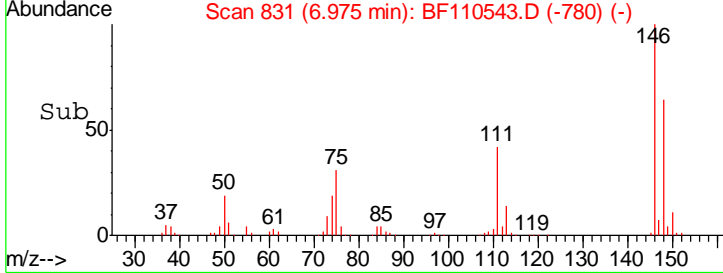
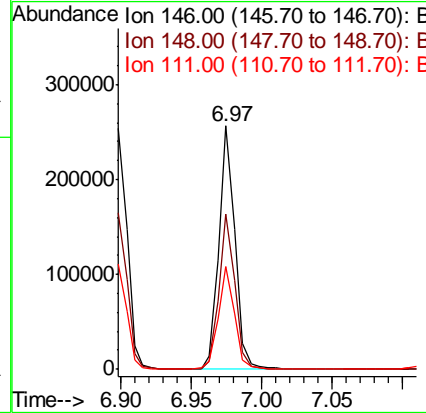
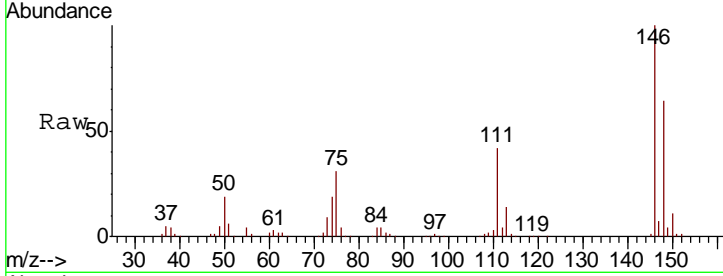




#13
 1,4-Dichlorobenzene
 Concen: 41.537 ng
 RT: 6.97 min Scan# 831
 Delta R.T. -0.00 min
 Lab File: BF110543.D
 Acq: 7 Nov 2018 4:51

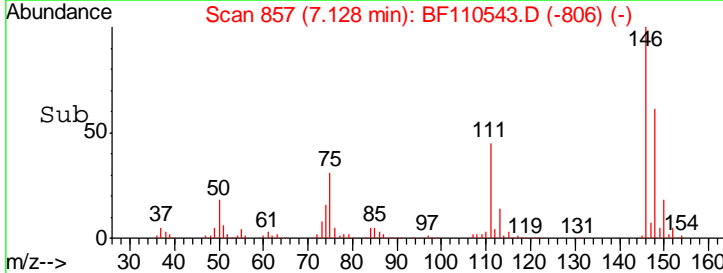
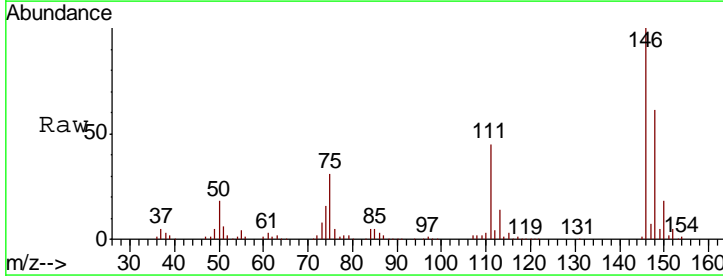
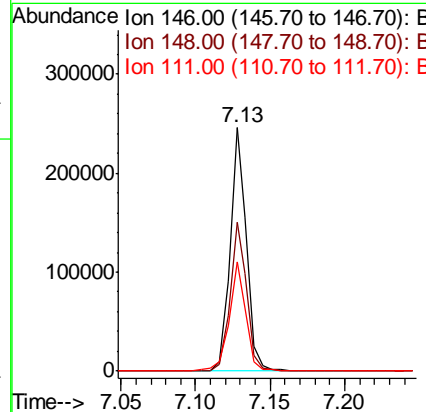
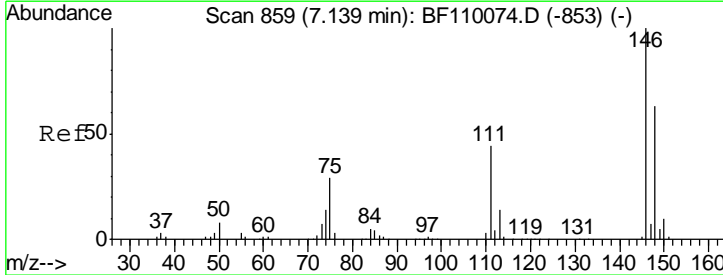
Instrument :
 BNA_F
 ClientSampled :

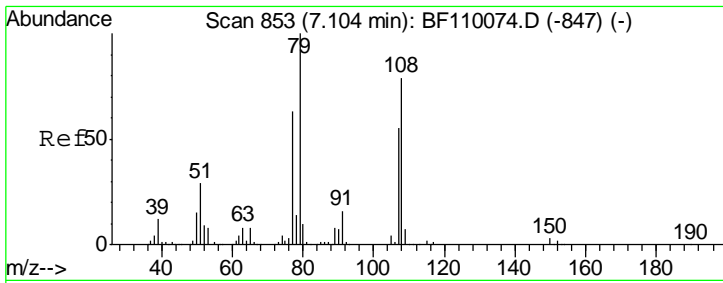
Tgt Ion	Resp	Lower	Upper
146	203488		
148	63.8	50.3	75.5
111	42.5	32.7	49.1



#14
 1,2-Dichlorobenzene
 Concen: 41.720 ng
 RT: 7.13 min Scan# 857
 Delta R.T. -0.00 min
 Lab File: BF110543.D
 Acq: 7 Nov 2018 4:51

Tgt Ion	Resp	Lower	Upper
146	189736		
148	61.4	51.1	76.7
111	44.9	35.8	53.6

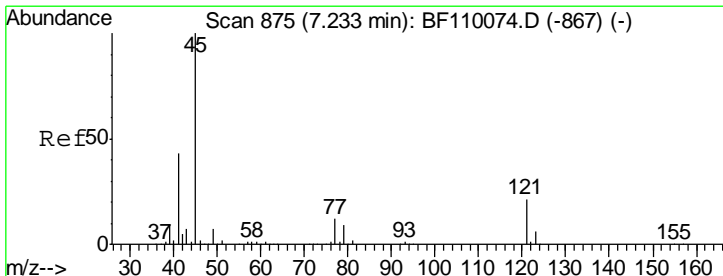
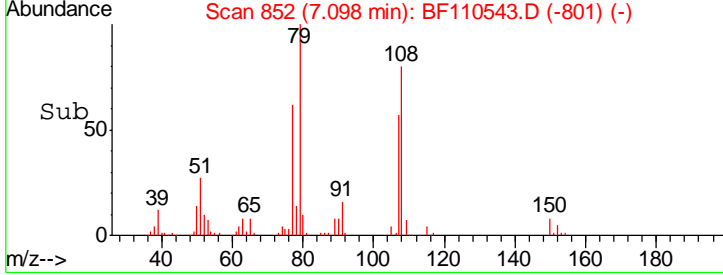
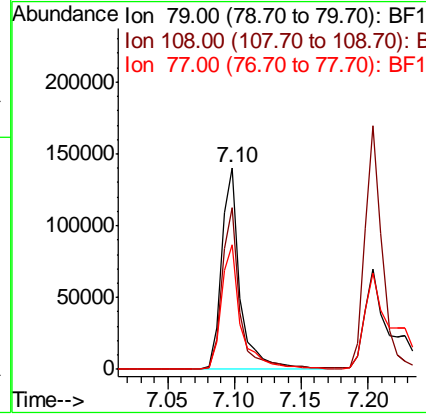
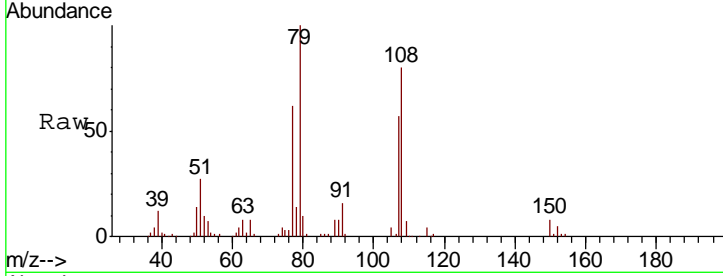




#15
 Benzyl Alcohol
 Concen: 36.782 ng
 RT: 7.10 min Scan# 852
 Delta R.T. -0.00 min
 Lab File: BF110543.D
 Acq: 7 Nov 2018 4:51

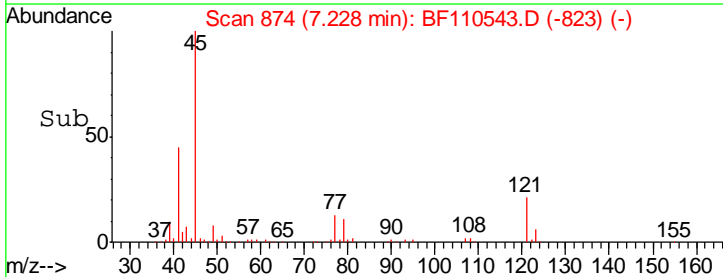
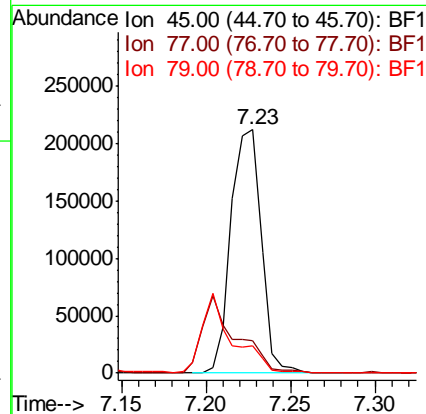
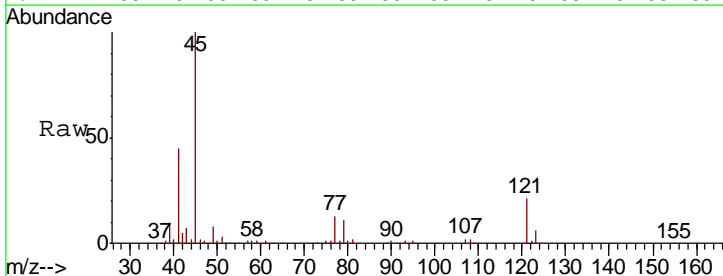
Instrument :
 BNA_F
 ClientSampled :

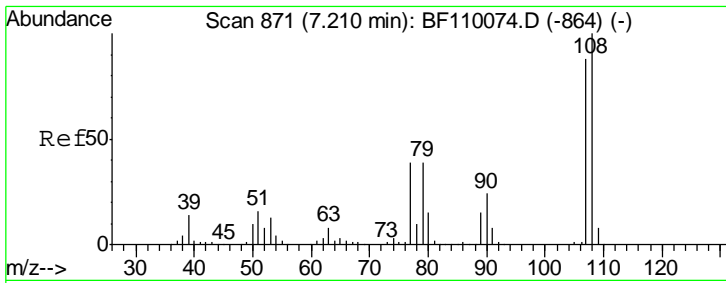
Tgt Ion	Resp	Lower	Upper
79	100		
108	80.4	56.3	84.5
77	62.0	52.9	79.3



#16
 2,2'-oxybis(1-Chloropropane)
 Concen: 38.690 ng
 RT: 7.23 min Scan# 874
 Delta R.T. -0.00 min
 Lab File: BF110543.D
 Acq: 7 Nov 2018 4:51

Tgt Ion	Resp	Lower	Upper
45	100		
77	13.5	10.0	50.0
79	11.0	6.1	46.1

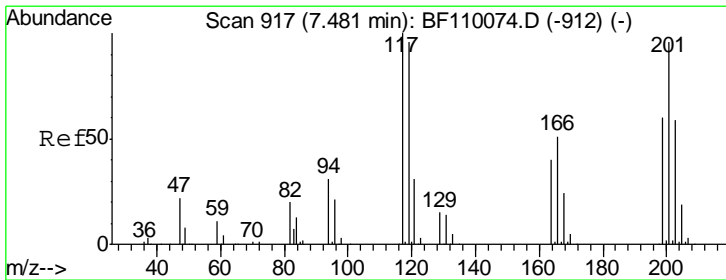
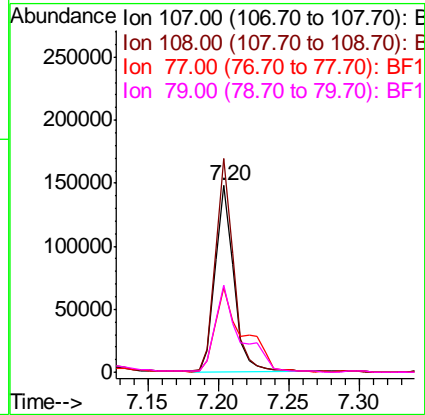
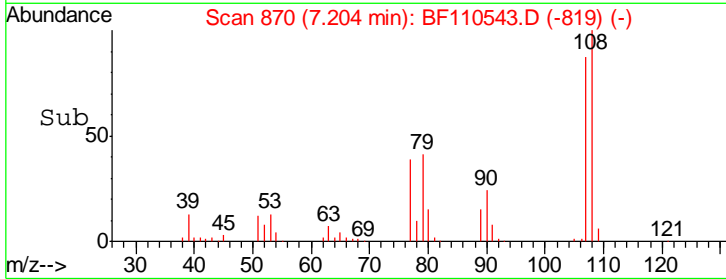
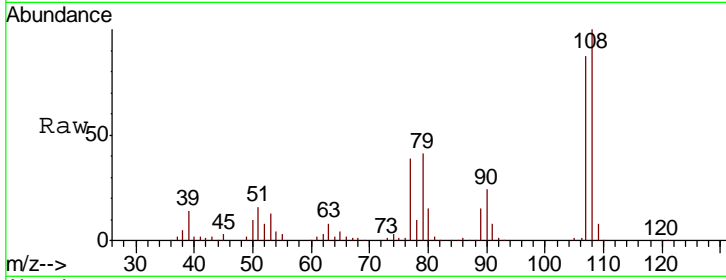




#17
 2-Methylphenol
 Concen: 38.716 ng
 RT: 7.20 min Scan# 870
 Delta R.T. -0.00 min
 Lab File: BF110543.D
 Acq: 7 Nov 2018 4:51

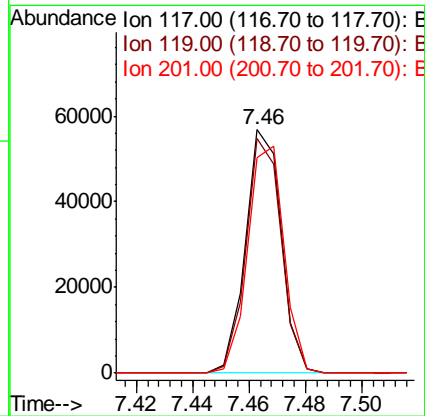
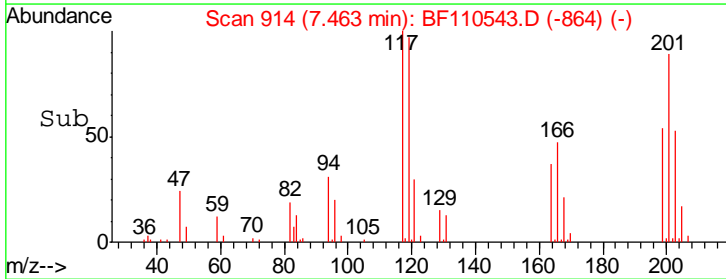
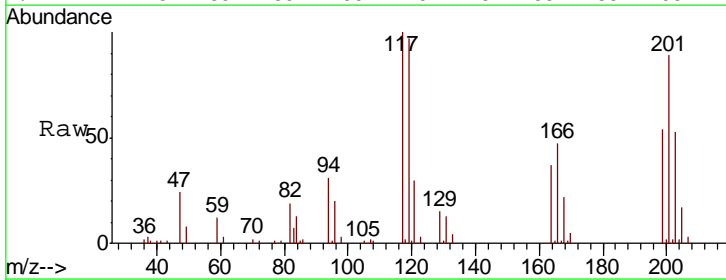
Instrument :
 BNA_F
 ClientSampled :

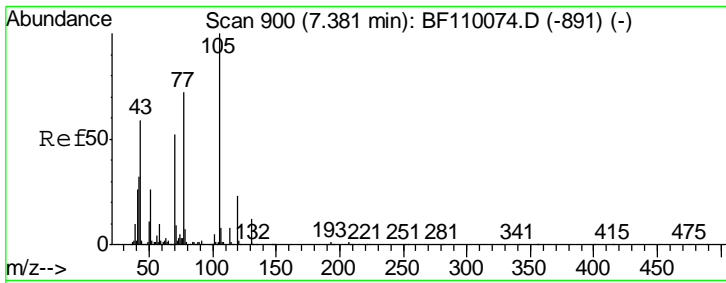
Tgt Ion	Resp	Lower	Upper
107	100		
108	114.5	92.6	138.8
77	45.1	59.4	89.2#
79	46.9	54.0	81.0#



#18
 Hexachloroethane
 Concen: 27.763 ng
 RT: 7.46 min Scan# 914
 Delta R.T. -0.01 min
 Lab File: BF110543.D
 Acq: 7 Nov 2018 4:51

Tgt Ion	Resp	Lower	Upper
117	100		
119	96.6	75.0	112.6
201	88.5	79.2	118.8

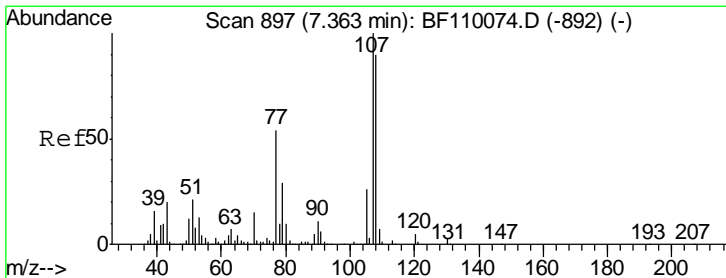
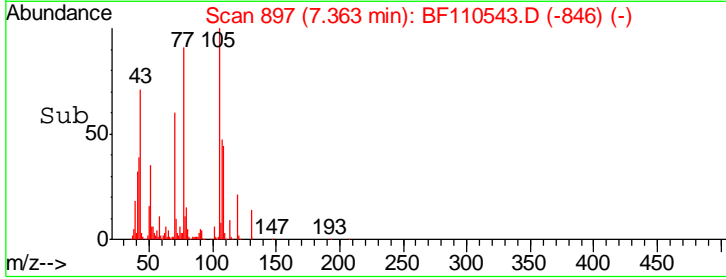
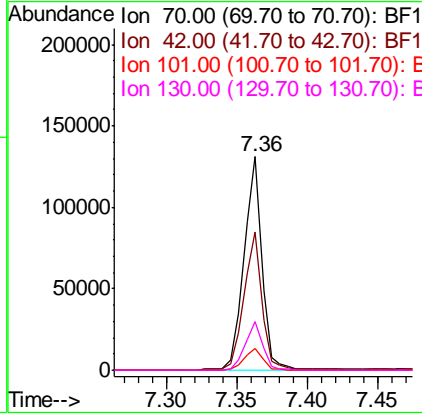
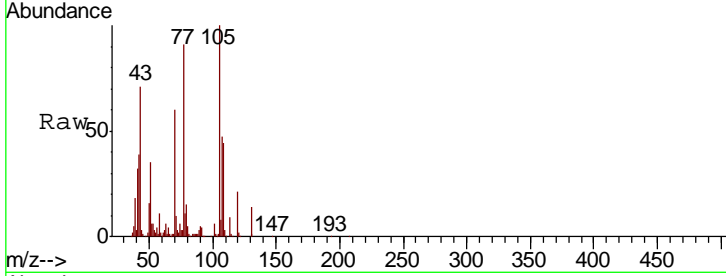




#19
 n-Nitroso-di-n-propylamine
 Concen: 37.438 ng
 RT: 7.36 min Scan# 897
 Delta R.T. -0.00 min
 Lab File: BF110543.D
 Acq: 7 Nov 2018 4:51

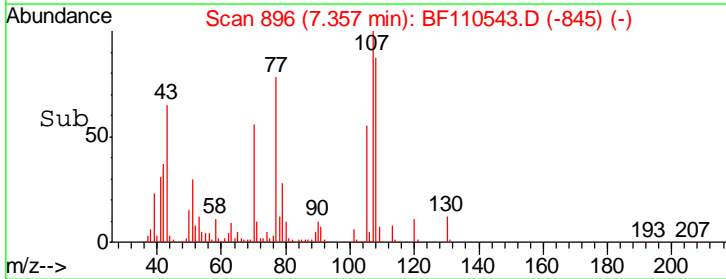
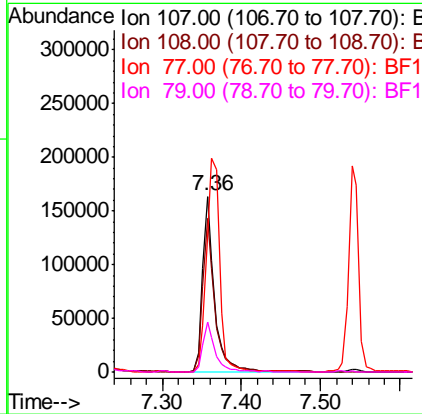
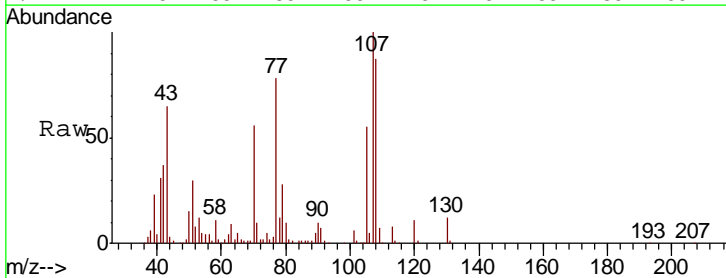
Instrument :
 BNA_F
 ClientSampled :

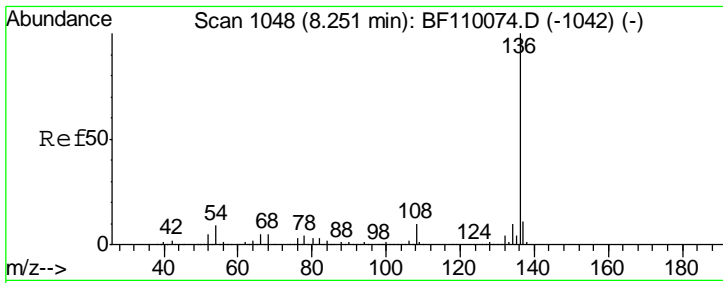
Tgt Ion	Resp	Lower	Upper
70	117288		
70	100		
42	64.6	47.4	71.2
101	10.1	7.3	10.9
130	22.6	16.2	24.2



#20
 3+4-Methylphenols
 Concen: 38.435 ng
 RT: 7.36 min Scan# 896
 Delta R.T. -0.00 min
 Lab File: BF110543.D
 Acq: 7 Nov 2018 4:51

Tgt Ion	Resp	Lower	Upper
107	174280		
107	100		
108	87.4	71.4	111.4
77	77.9	47.3	87.3
79	28.3	10.9	50.9

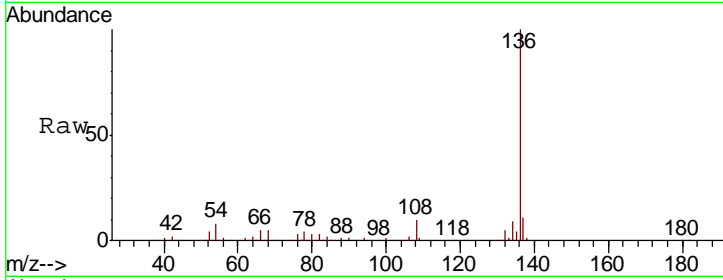




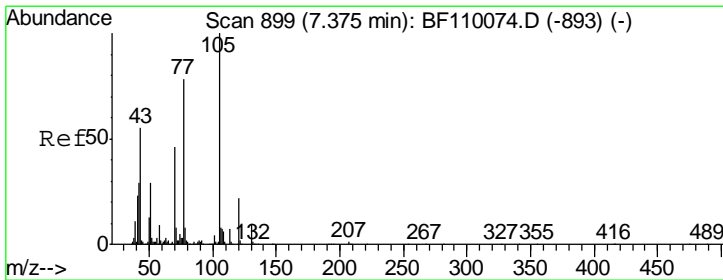
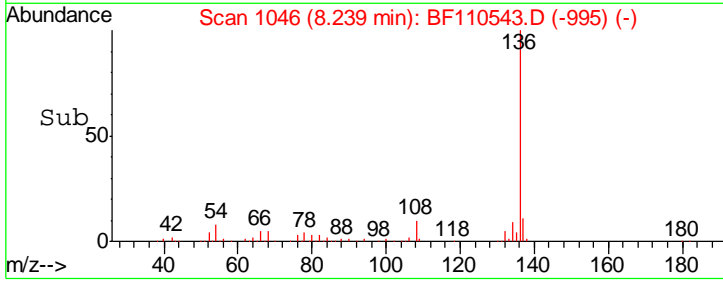
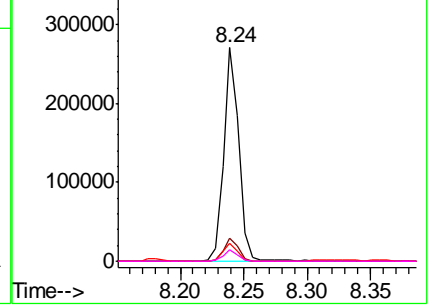
#21
 Naphthalene-d8
 Concen: 20.000 ng
 RT: 8.24 min Scan# 1046
 Delta R.T. -0.00 min
 Lab File: BF110543.D
 Acq: 7 Nov 2018 4:51

Instrument :
 BNA_F
 ClientSampleId :

Tgt Ion	Resp	Lower	Upper
136	100		
137	10.5	8.8	13.2
54	8.1	5.4	8.2
68	5.3	4.2	6.2

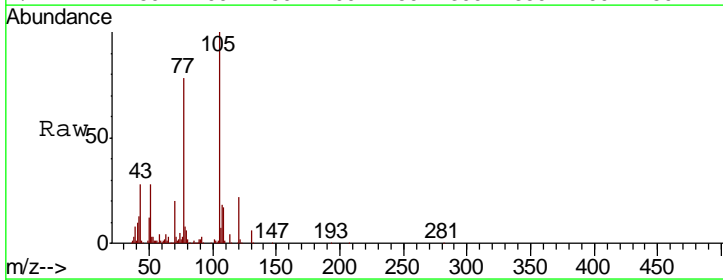


Abundance
 Ion 136.00 (135.70 to 136.70): E
 Ion 137.00 (136.70 to 137.70): E
 Ion 54.00 (53.70 to 54.70): BF1
 Ion 68.00 (67.70 to 68.70): BF1

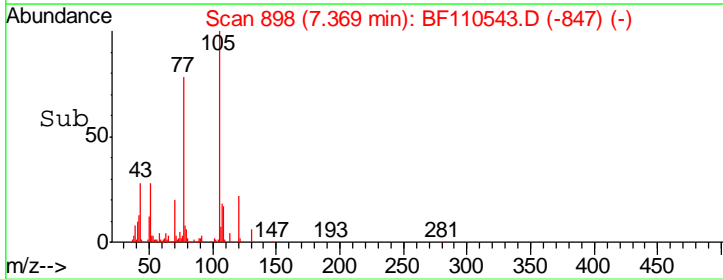
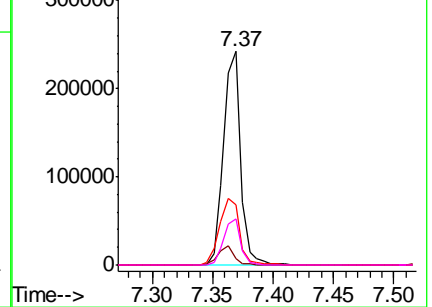


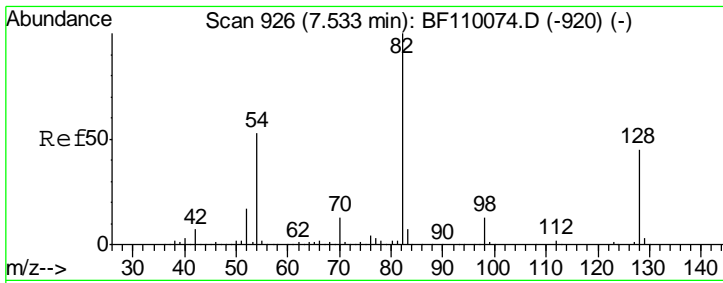
#22
 Acetophenone
 Concen: 45.065 ng
 RT: 7.37 min Scan# 898
 Delta R.T. -0.00 min
 Lab File: BF110543.D
 Acq: 7 Nov 2018 4:51

Tgt Ion	Resp	Lower	Upper
105	100		
71	3.2	5.2	7.8#
51	28.1	21.8	32.8
120	21.9	17.0	25.4



Abundance
 Ion 105.00 (104.70 to 105.70): E
 Ion 71.00 (70.70 to 71.70): BF1
 Ion 51.00 (50.70 to 51.70): BF1
 Ion 120.00 (119.70 to 120.70): E

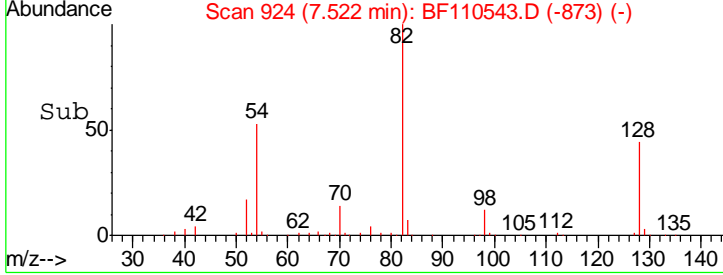
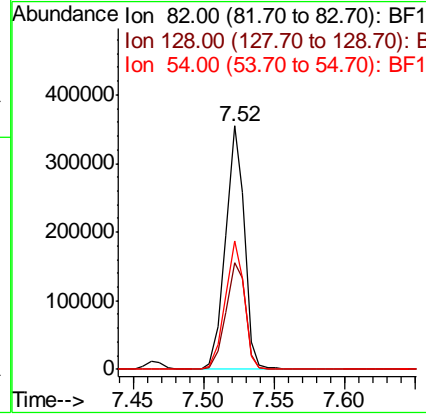
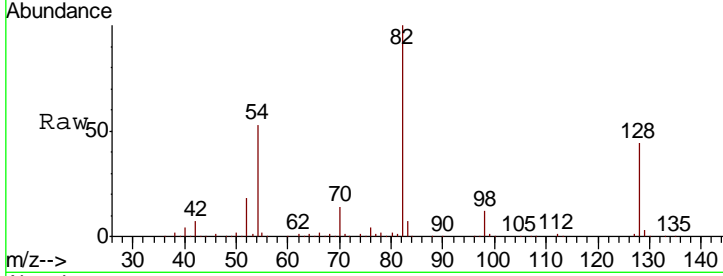




#23
 Nitrobenzene-d5
 Concen: 86.344 ng
 RT: 7.52 min Scan# 924
 Delta R.T. -0.00 min
 Lab File: BF110543.D
 Acq: 7 Nov 2018 4:51

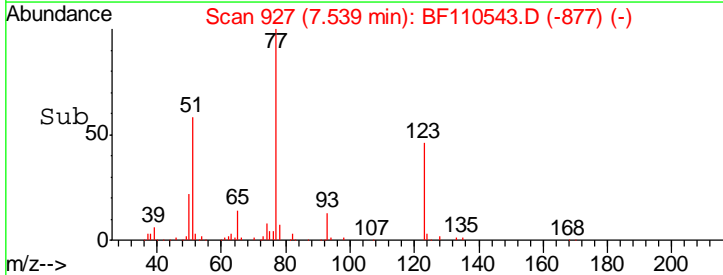
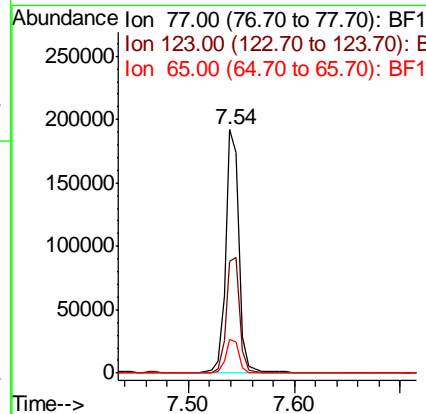
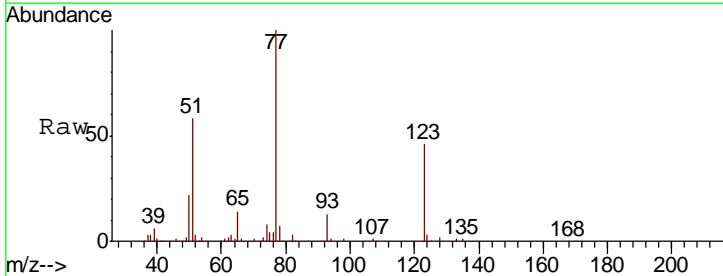
Instrument :
 BNA_F
 ClientSampleId :

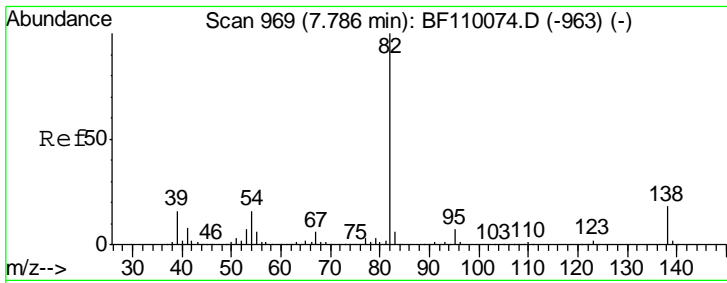
Tgt Ion	Resp	Lower	Upper
82	330813		
128	43.9	34.2	51.2
54	52.8	38.6	58.0



#24
 Nitrobenzene
 Concen: 42.648 ng
 RT: 7.54 min Scan# 927
 Delta R.T. -0.01 min
 Lab File: BF110543.D
 Acq: 7 Nov 2018 4:51

Tgt Ion	Resp	Lower	Upper
77	168697		
123	46.1	35.7	53.5
65	14.1	10.7	16.1

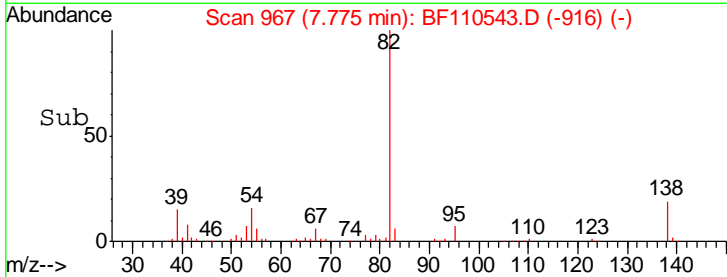
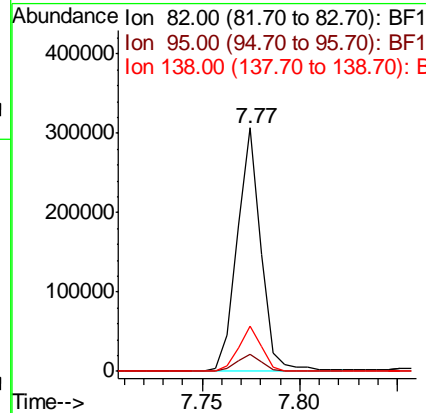
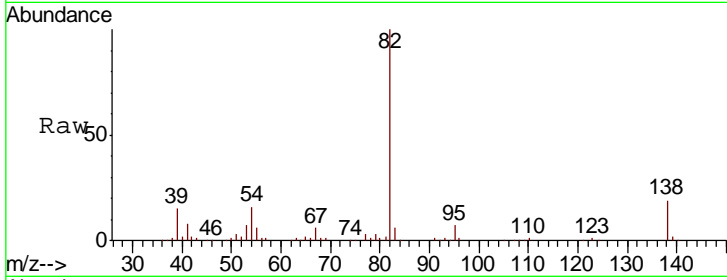




#25
 Isophorone
 Concen: 39.952 ng
 RT: 7.77 min Scan# 967
 Delta R.T. -0.00 min
 Lab File: BF110543.D
 Acq: 7 Nov 2018 4:51

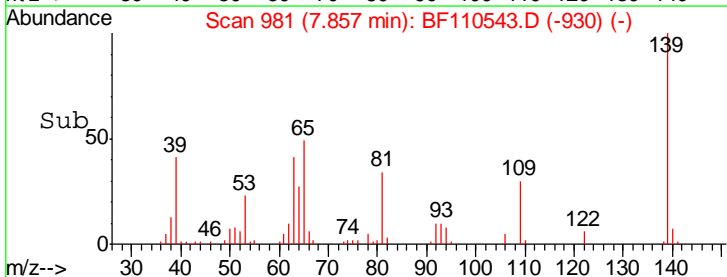
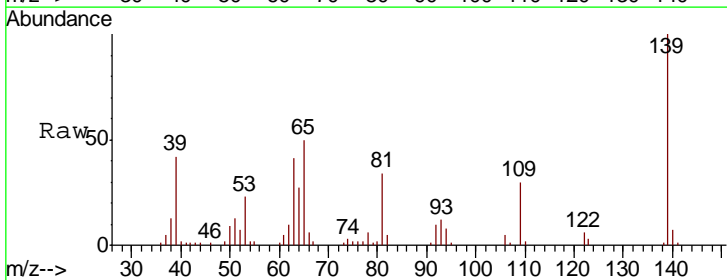
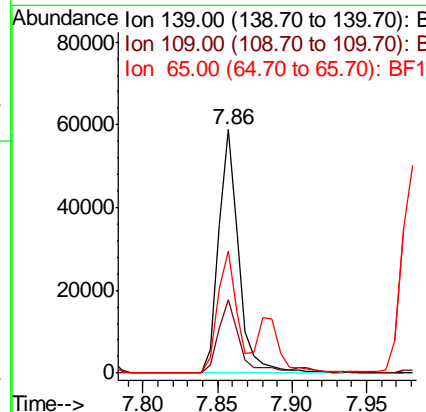
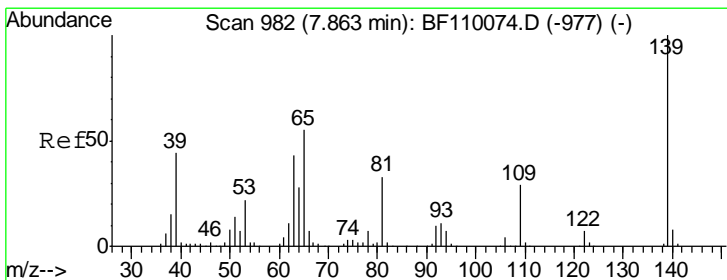
Instrument :
 BNA_F
 ClientSampled :

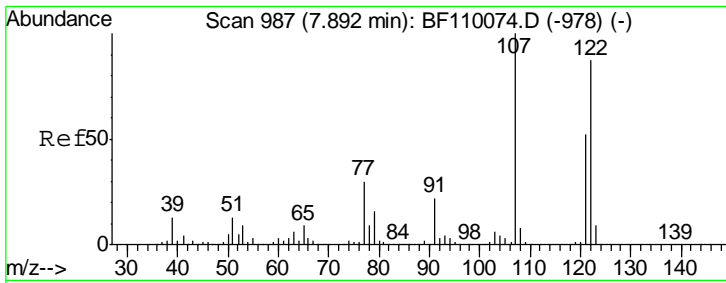
Tgt Ion	Resp	Lower	Upper
82	100		
95	7.2	5.7	8.5
138	18.6	13.2	19.8



#26
 2-Nitrophenol
 Concen: 29.178 ng
 RT: 7.86 min Scan# 981
 Delta R.T. -0.00 min
 Lab File: BF110543.D
 Acq: 7 Nov 2018 4:51

Tgt Ion	Resp	Lower	Upper
139	100		
109	30.0	25.0	37.6
65	50.2	44.0	66.0

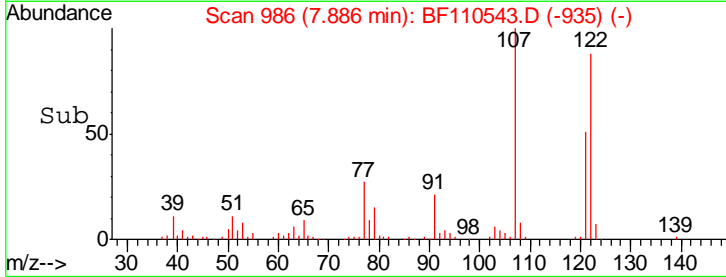
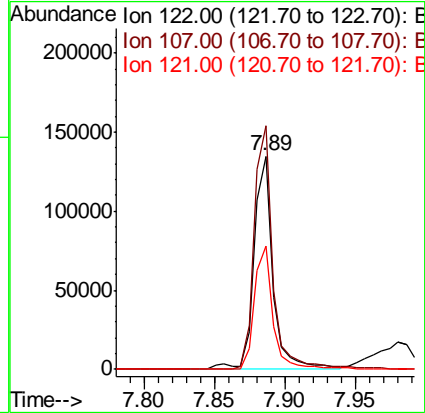
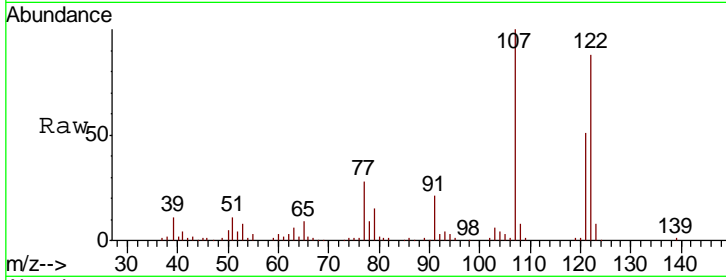




#27
 2,4-Dimethylphenol
 Concen: 40.560 ng
 RT: 7.89 min Scan# 986
 Delta R.T. -0.00 min
 Lab File: BF110543.D
 Acq: 7 Nov 2018 4:51

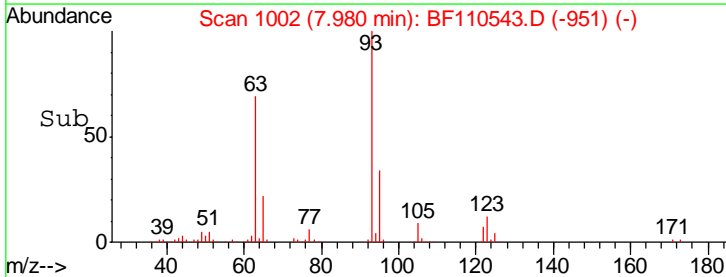
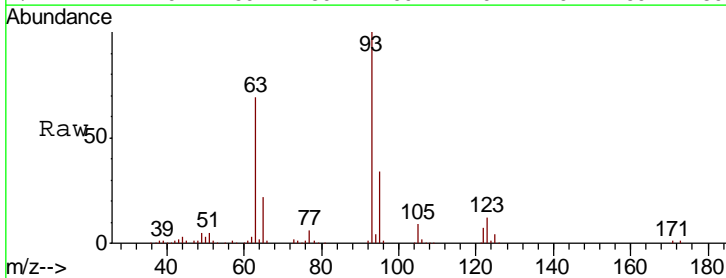
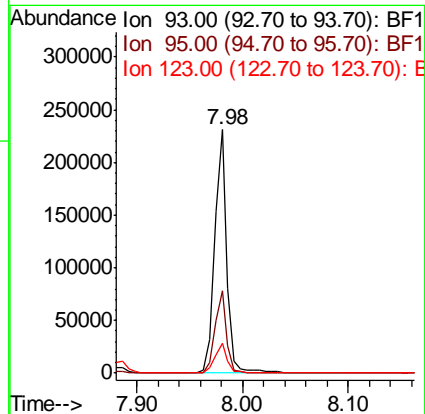
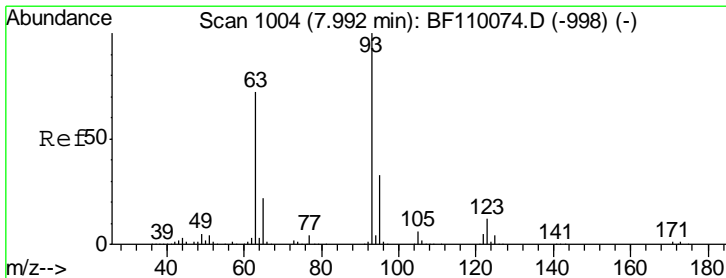
Instrument :
 BNA_F
 ClientSampled :

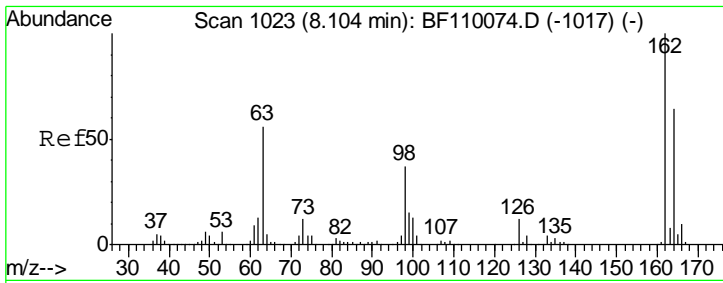
Tgt Ion	Resp	Lower	Upper
122	126580		
107	114.2	92.5	138.7
121	57.8	45.8	68.8



#28
 bis(2-Chloroethoxy)methane
 Concen: 42.208 ng
 RT: 7.98 min Scan# 1002
 Delta R.T. -0.00 min
 Lab File: BF110543.D
 Acq: 7 Nov 2018 4:51

Tgt Ion	Resp	Lower	Upper
93	187264		
95	33.6	26.4	39.6
123	12.1	9.0	13.6

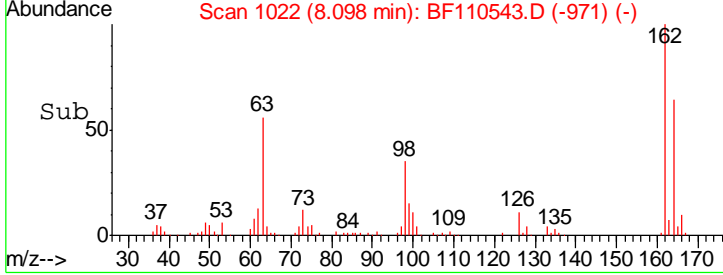
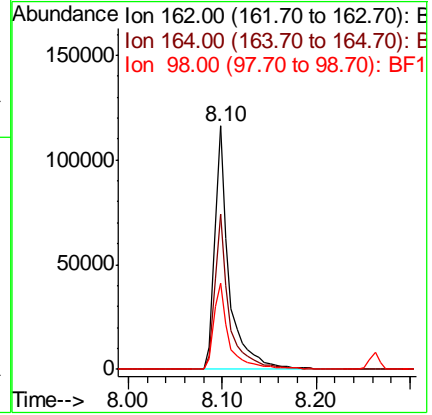
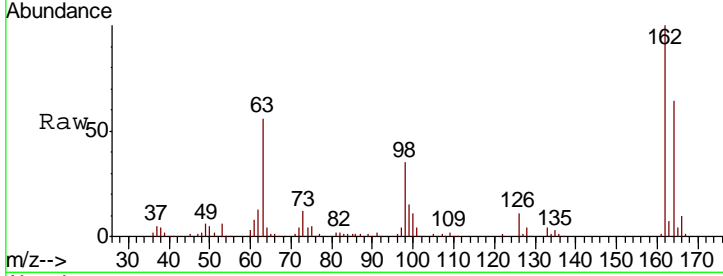




#29
 2,4-Dichlorophenol
 Concen: 39.988 ng
 RT: 8.10 min Scan# 1022
 Delta R.T. -0.00 min
 Lab File: BF110543.D
 Acq: 7 Nov 2018 4:51

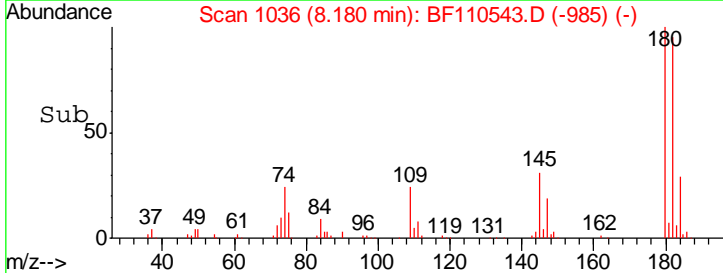
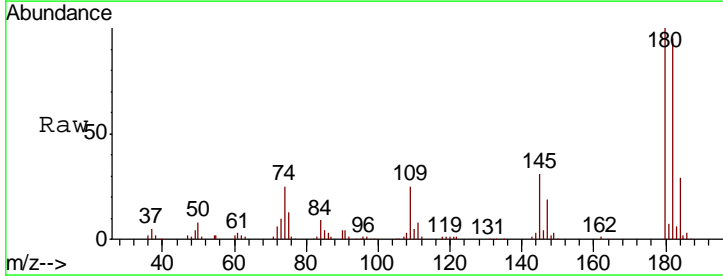
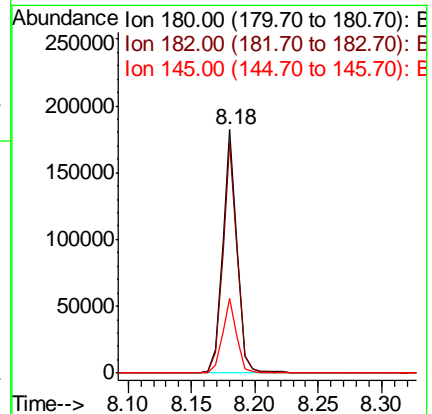
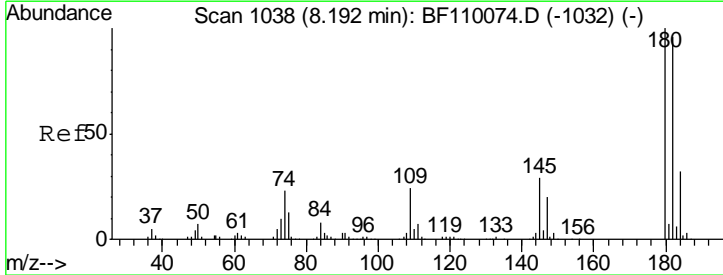
Instrument :
 BNA_F
 ClientSampled :

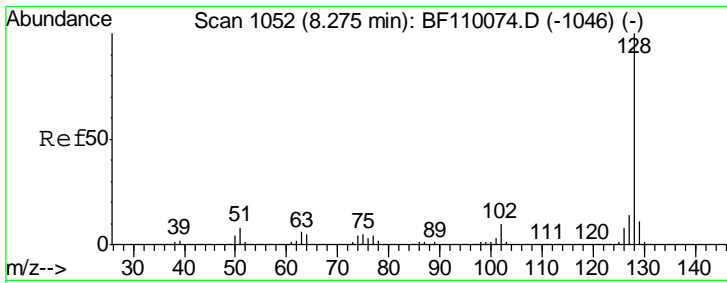
Tgt Ion	Resp	Lower	Upper
162	126080		
164	63.6	44.6	84.6
98	35.4	17.4	57.4



#30
 1,2,4-Trichlorobenzene
 Concen: 41.355 ng
 RT: 8.18 min Scan# 1036
 Delta R.T. -0.00 min
 Lab File: BF110543.D
 Acq: 7 Nov 2018 4:51

Tgt Ion	Resp	Lower	Upper
180	146052		
182	94.8	80.3	120.5
145	30.6	25.4	38.0



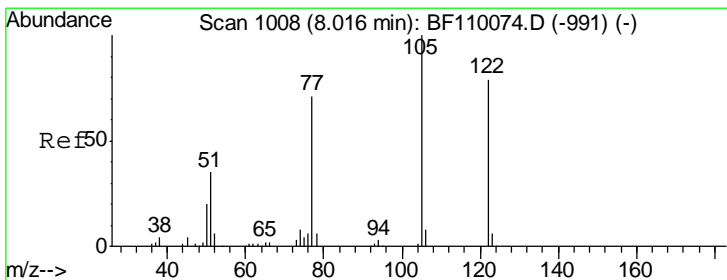
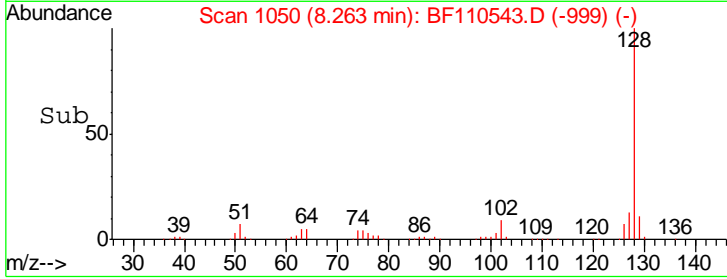
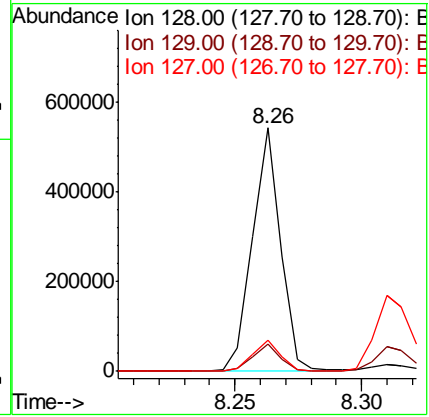
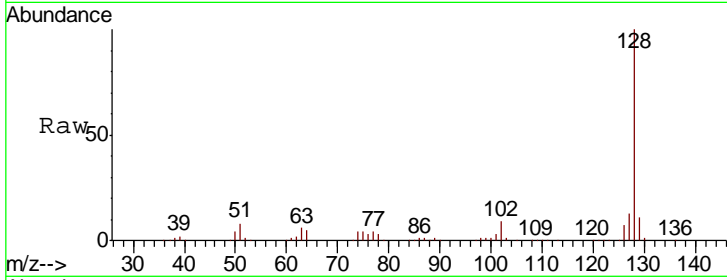


#31
 Naphthalene
 Concen: 40.272 ng
 RT: 8.26 min Scan# 1050
 Delta R.T. -0.00 min
 Lab File: BF110543.D
 Acq: 7 Nov 2018 4:51

Instrument :
 BNA_F
 ClientSampled :

Tgt Ion:128 Resp: 421795

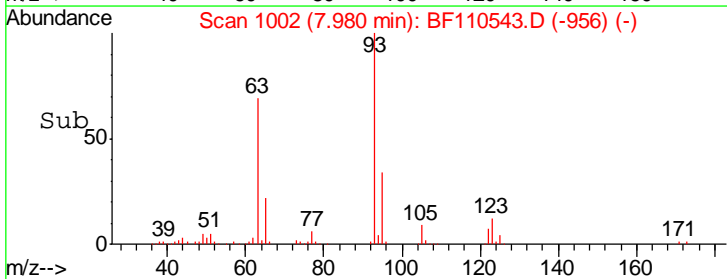
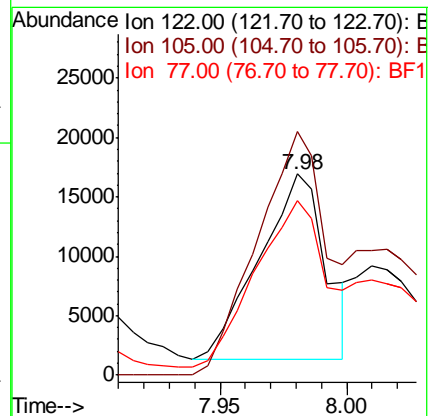
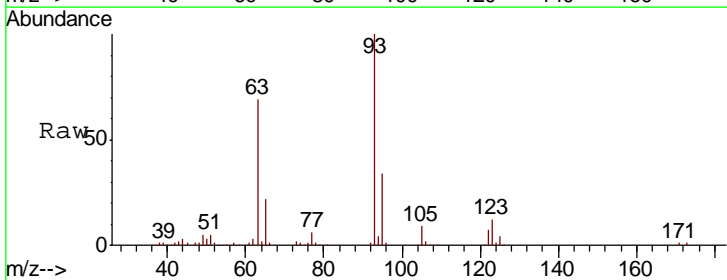
Ion	Ratio	Lower	Upper
128	100		
129	11.1	8.8	13.2
127	12.8	10.8	16.2

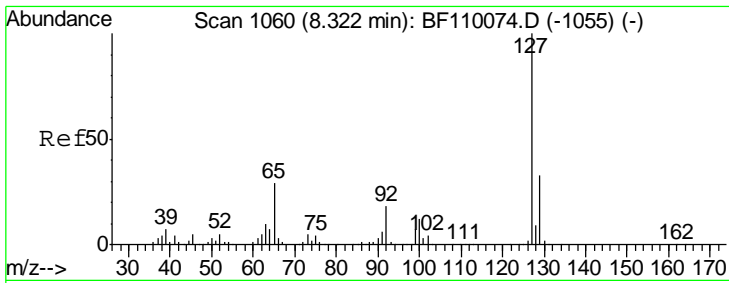


#32
 Benzoic acid
 Concen: 11.781 ng
 RT: 7.98 min Scan# 1002
 Delta R.T. -0.03 min
 Lab File: BF110543.D
 Acq: 7 Nov 2018 4:51

Tgt Ion:122 Resp: 28416

Ion	Ratio	Lower	Upper
122	100		
105	121.1	109.0	149.0
77	86.7	79.0	119.0

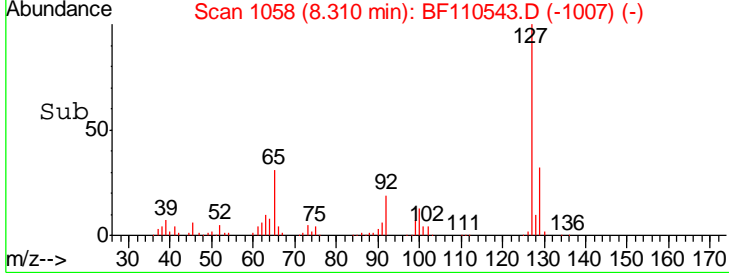
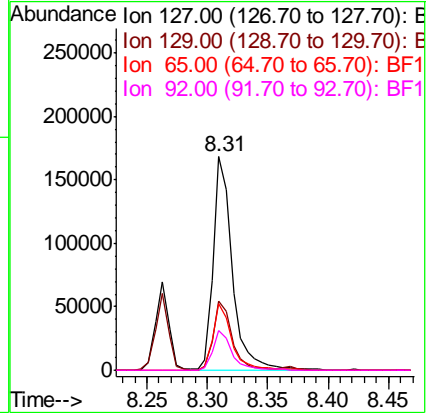
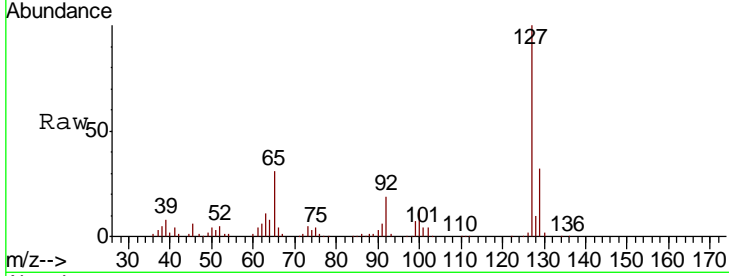




#33
 4-Chloroaniline
 Concen: 38.644 ng
 RT: 8.31 min Scan# 1058
 Delta R.T. -0.00 min
 Lab File: BF110543.D
 Acq: 7 Nov 2018 4:51

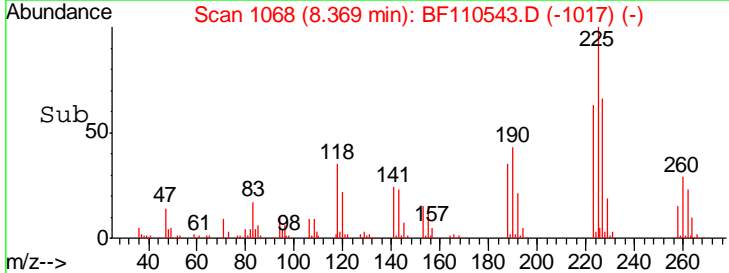
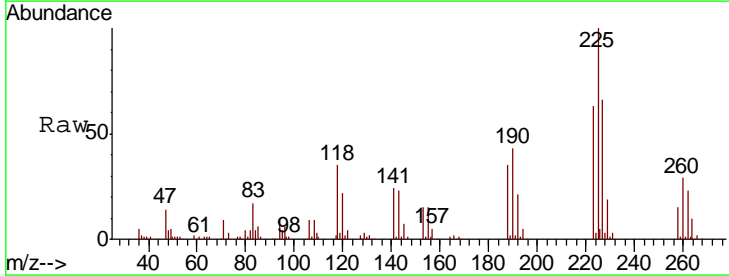
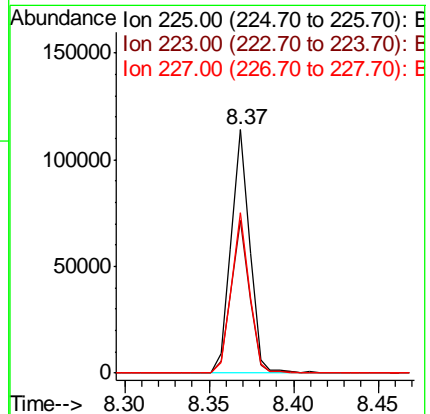
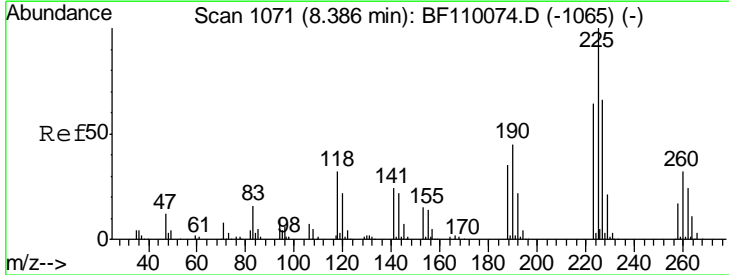
Instrument :
 BNA_F
 ClientSampled :

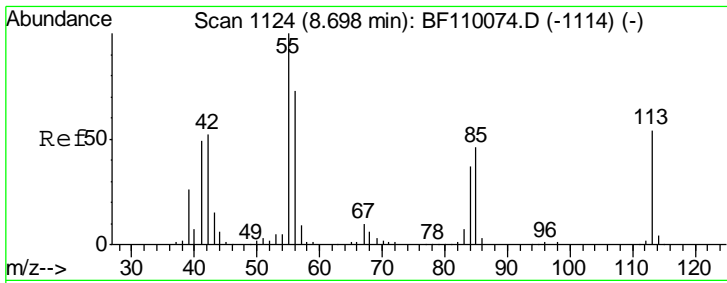
Tgt Ion	Resp	Lower	Upper
127	182159		
129	32.1	26.0	39.0
65	31.4	25.1	37.7
92	18.6	15.0	22.6



#34
 Hexachlorobutadiene
 Concen: 44.777 ng
 RT: 8.37 min Scan# 1068
 Delta R.T. -0.00 min
 Lab File: BF110543.D
 Acq: 7 Nov 2018 4:51

Tgt Ion	Resp	Lower	Upper
225	87804		
223	62.5	51.4	77.2
227	66.0	51.0	76.6

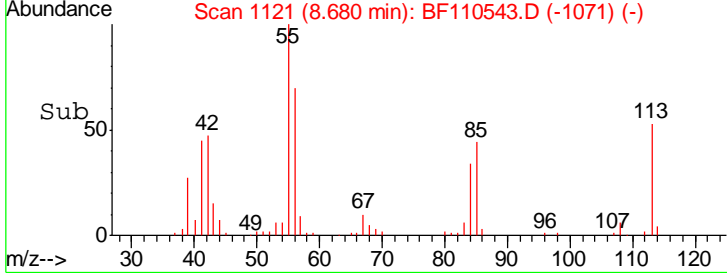
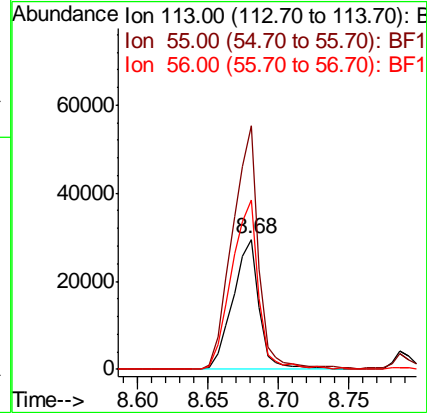
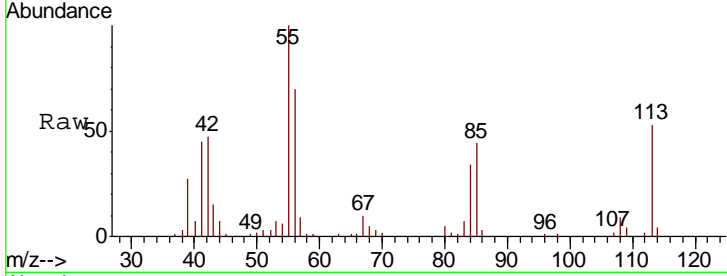




#35
 Caprolactam
 Concen: 34.842 ng
 RT: 8.68 min Scan# 1121
 Delta R.T. -0.01 min
 Lab File: BF110543.D
 Acq: 7 Nov 2018 4:51

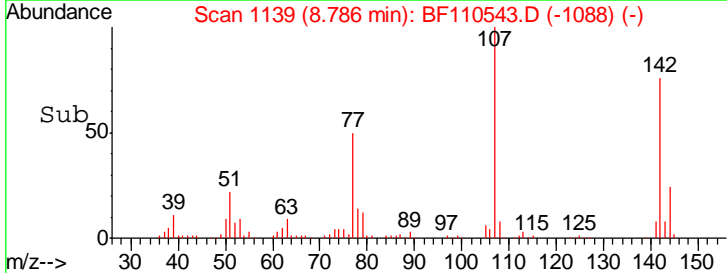
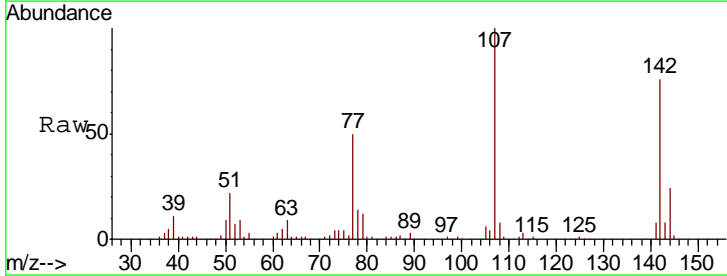
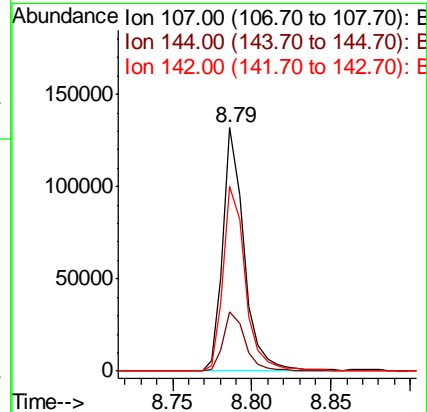
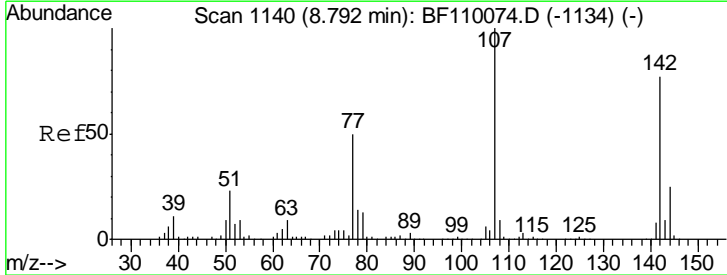
Instrument :
 BNA_F
 ClientSampled :

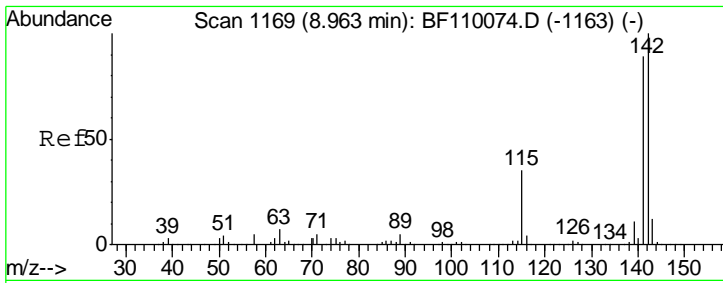
Tgt Ion	Resp	Lower	Upper
113	100		
55	187.2	142.8	182.8#
56	130.3	105.0	145.0



#36
 4-Chloro-3-methylphenol
 Concen: 36.281 ng
 RT: 8.79 min Scan# 1139
 Delta R.T. -0.00 min
 Lab File: BF110543.D
 Acq: 7 Nov 2018 4:51

Tgt Ion	Resp	Lower	Upper
107	100		
144	24.1	20.0	30.0
142	76.1	59.7	89.5

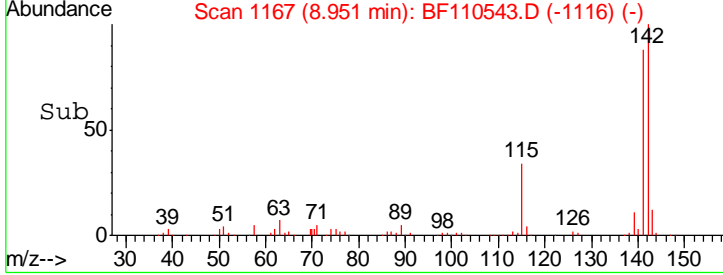
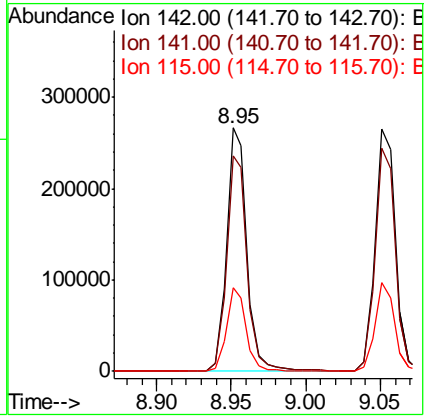
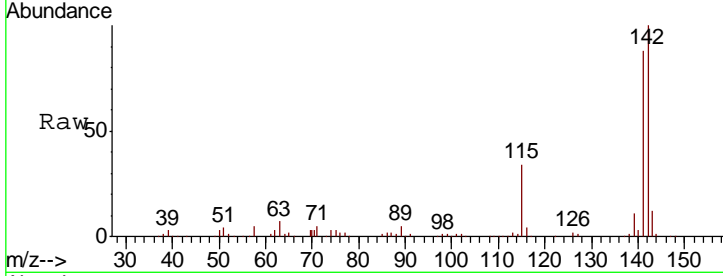




#37
 2-Methylnaphthalene
 Concen: 37.083 ng
 RT: 8.95 min Scan# 1167
 Delta R.T. -0.00 min
 Lab File: BF110543.D
 Acq: 7 Nov 2018 4:51

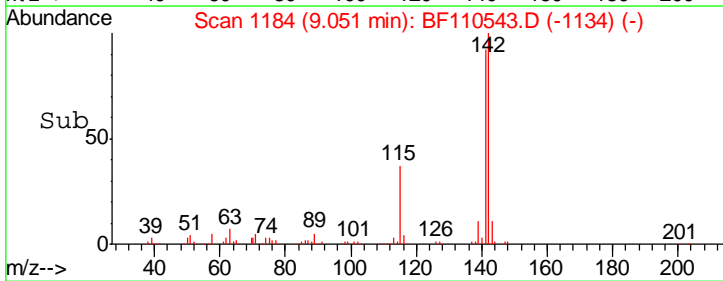
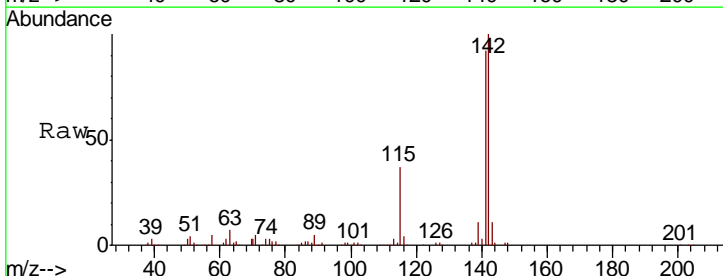
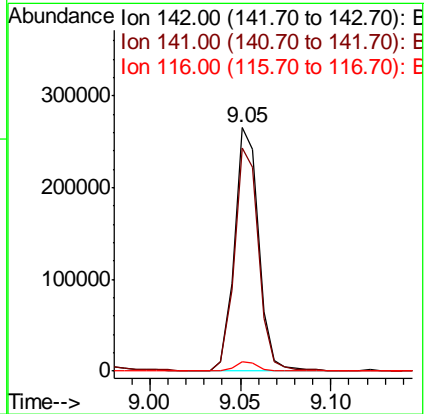
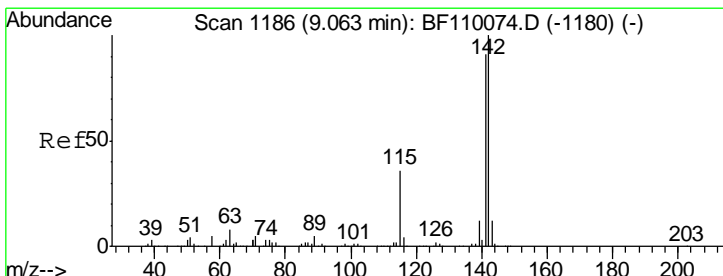
Instrument :
 BNA_F
 ClientSampled :

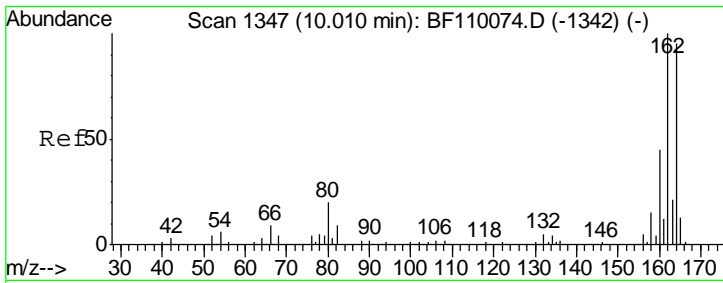
Tgt Ion	Resp	Lower	Upper
142	256974		
141	88.5	71.4	107.2
115	34.1	28.7	43.1



#38
 1-Methylnaphthalene
 Concen: 36.712 ng
 RT: 9.05 min Scan# 1184
 Delta R.T. -0.01 min
 Lab File: BF110543.D
 Acq: 7 Nov 2018 4:51

Tgt Ion	Resp	Lower	Upper
142	245848		
141	91.9	74.2	111.4
116	3.6	2.6	4.0

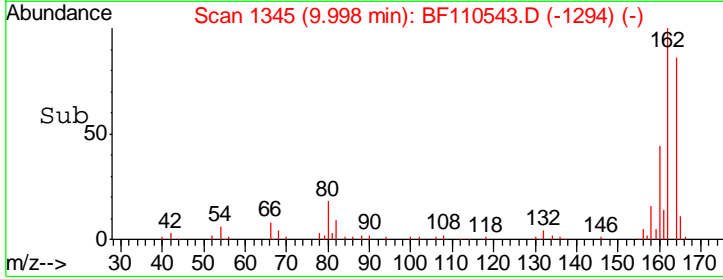
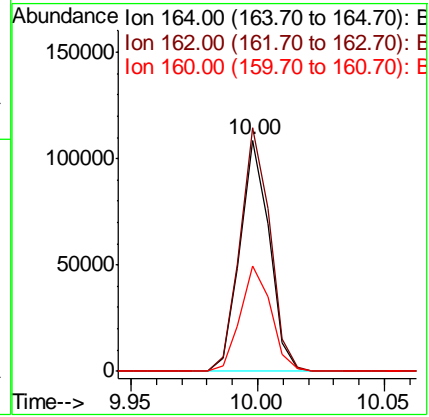
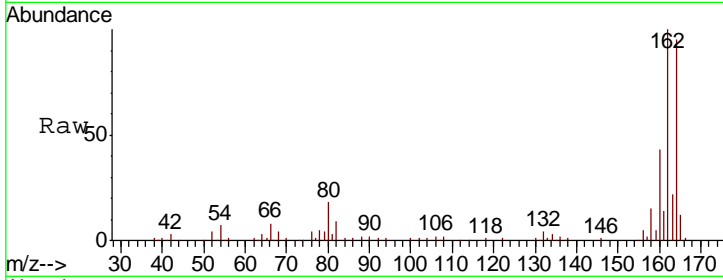




#39
 Acenaphthene-d10
 Concen: 20.000 ng
 RT: 10.00 min Scan# 1345
 Delta R.T. -0.00 min
 Lab File: BF110543.D
 Acq: 7 Nov 2018 4:51

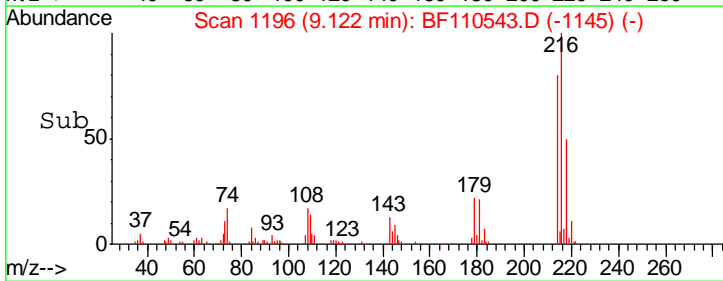
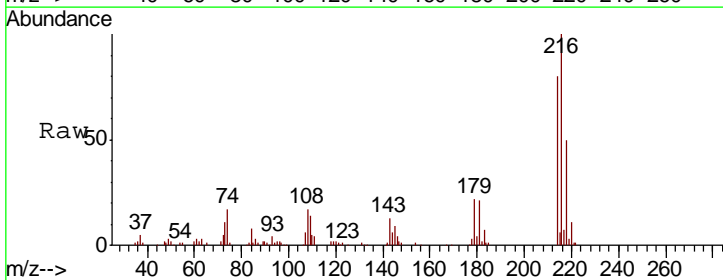
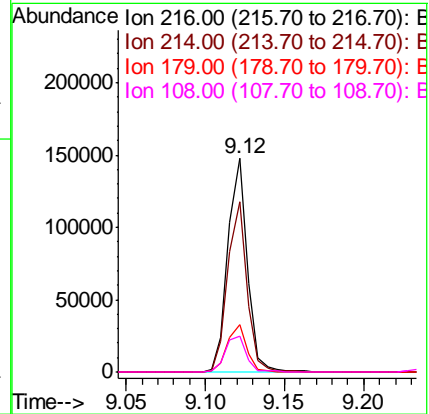
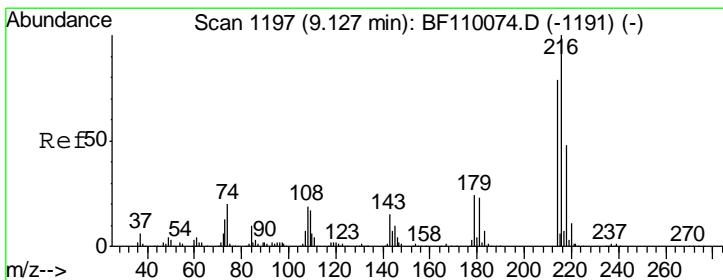
Instrument :
 BNA_F
 ClientSampled :

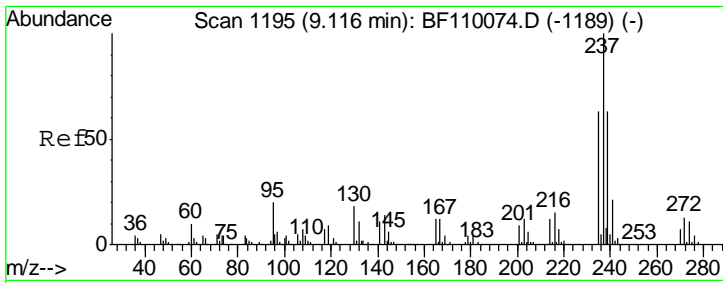
Tgt Ion	Resp	Lower	Upper
164	100		
162	105.3	83.0	124.6
160	45.8	37.0	55.6



#40
 1,2,4,5-Tetrachlorobenzene
 Concen: 46.091 ng
 RT: 9.12 min Scan# 1196
 Delta R.T. -0.00 min
 Lab File: BF110543.D
 Acq: 7 Nov 2018 4:51

Tgt Ion	Resp	Lower	Upper
216	100		
214	79.3	63.8	95.6
179	21.9	16.6	25.0
108	18.1	15.1	22.7

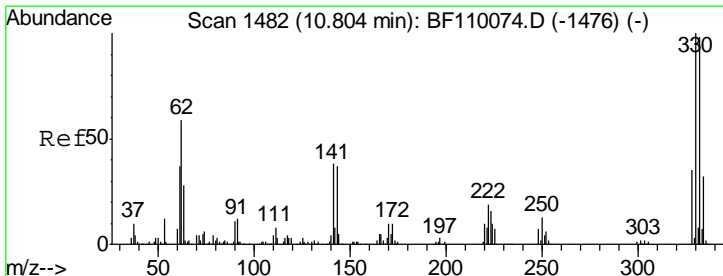
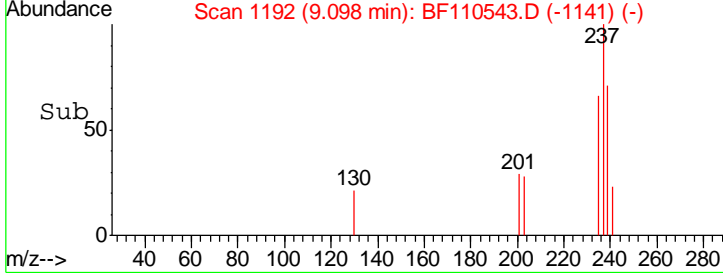
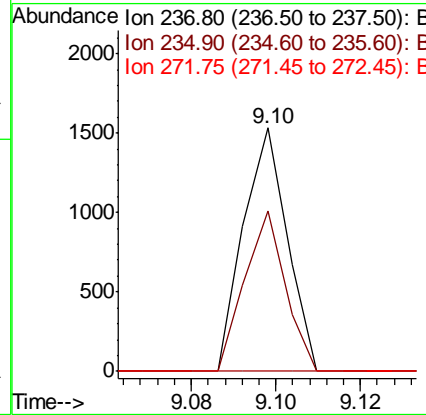
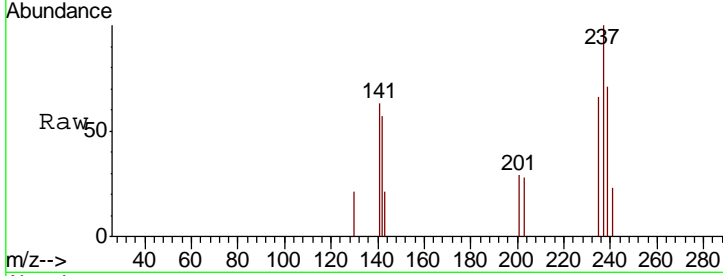




#41
 Hexachlorocyclopentadiene
 Concen: 0.788 ng
 RT: 9.10 min Scan# 1192
 Delta R.T. -0.00 min
 Lab File: BF110543.D
 Acq: 7 Nov 2018 4:51

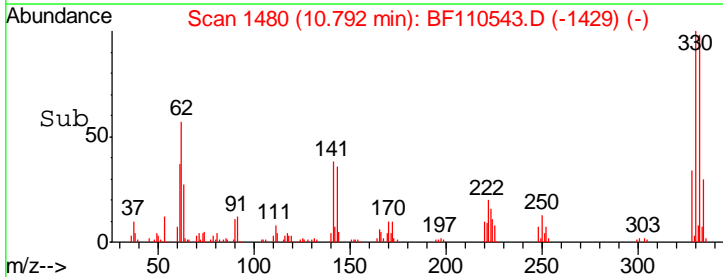
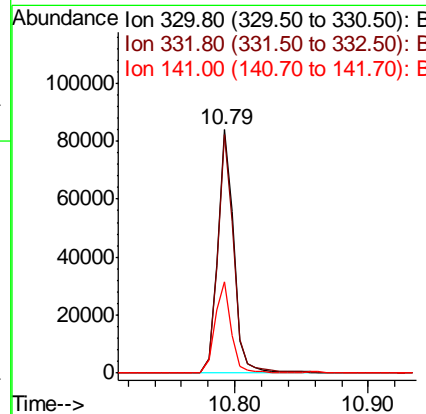
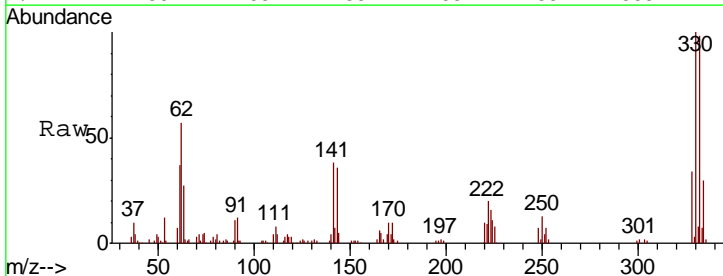
Instrument :
 BNA_F
 ClientSampled :

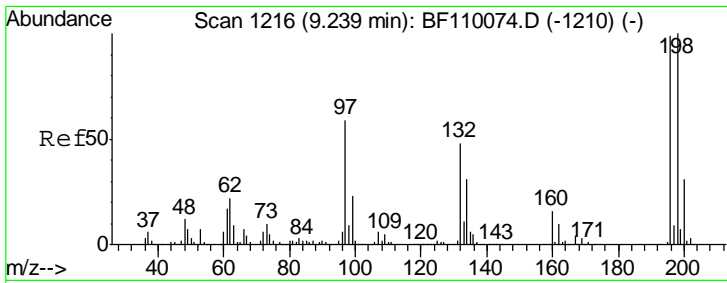
Tgt Ion	Resp	Lower	Upper
237	1098		
235	66.0	43.1	83.1
272	0.0	0.0	32.6



#42
 2,4,6-Tribromophenol
 Concen: 82.727 ng
 RT: 10.79 min Scan# 1480
 Delta R.T. -0.00 min
 Lab File: BF110543.D
 Acq: 7 Nov 2018 4:51

Tgt Ion	Resp	Lower	Upper
330	71641		
332	96.9	77.1	115.7
141	37.4	27.0	40.4

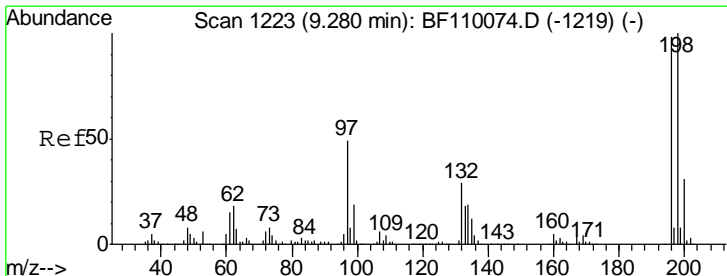
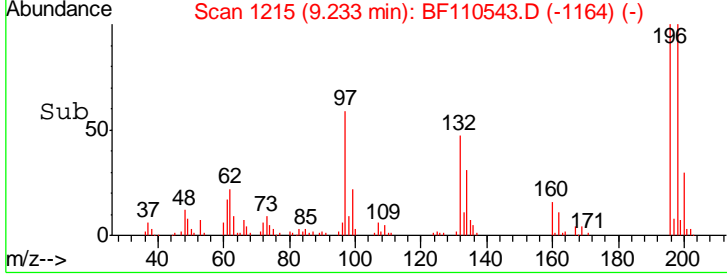
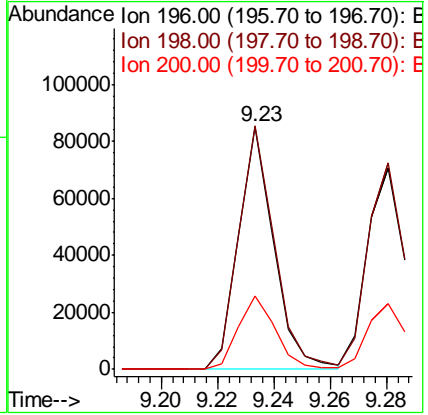
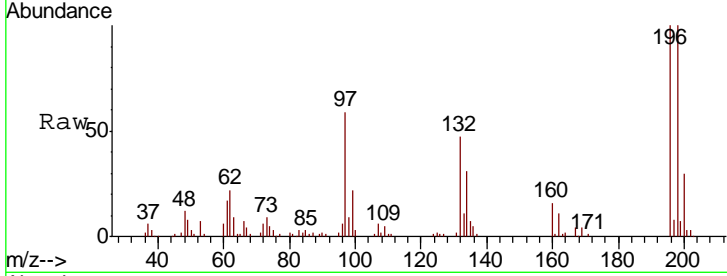




#43
 2,4,6-Trichlorophenol
 Concen: 42.396 ng
 RT: 9.23 min Scan# 1215
 Delta R.T. -0.00 min
 Lab File: BF110543.D
 Acq: 7 Nov 2018 4:51

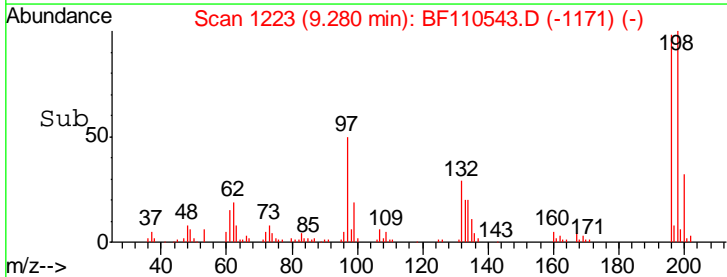
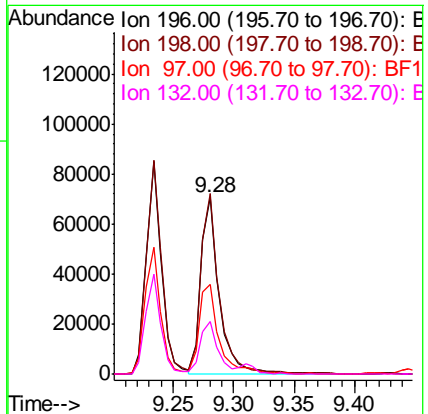
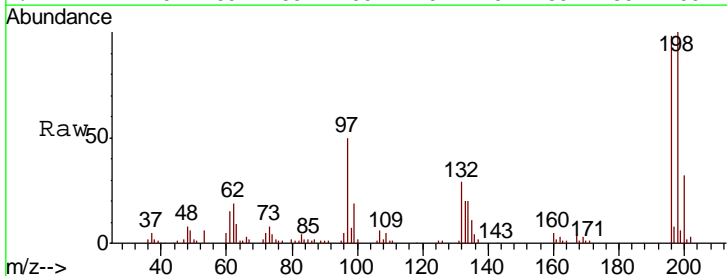
Instrument :
 BNA_F
 ClientSampled :

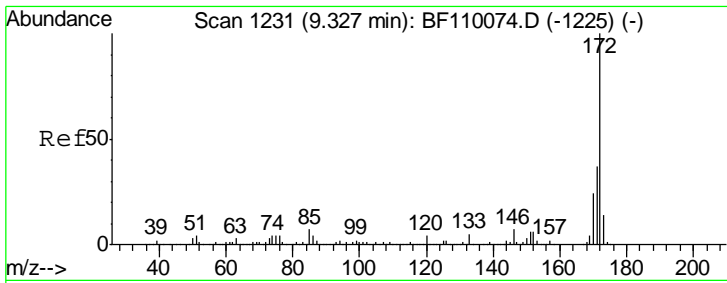
Tgt Ion	Resp	Lower	Upper
196	100		
198	100.2	76.2	114.4
200	30.4	24.4	36.6



#44
 2,4,5-Trichlorophenol
 Concen: 40.607 ng
 RT: 9.28 min Scan# 1223
 Delta R.T. 0.01 min
 Lab File: BF110543.D
 Acq: 7 Nov 2018 4:51

Tgt Ion	Resp	Lower	Upper
196	100		
198	102.4	75.8	113.6
97	50.9	42.4	63.6
132	30.1	22.8	34.2

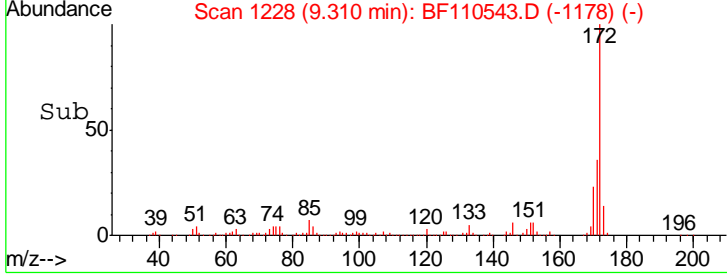
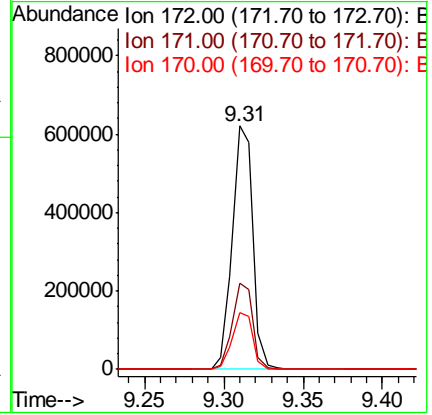
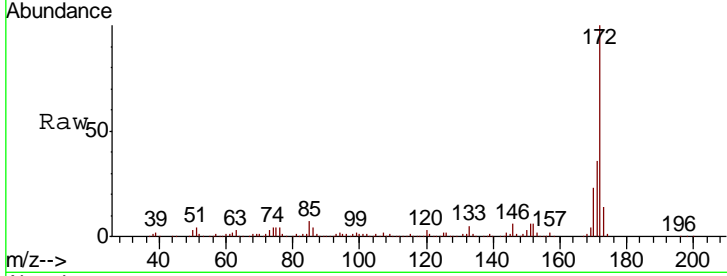




#45
 2-Fluorobiphenyl
 Concen: 100.287 ng
 RT: 9.31 min Scan# 1228
 Delta R.T. -0.01 min
 Lab File: BF110543.D
 Acq: 7 Nov 2018 4:51

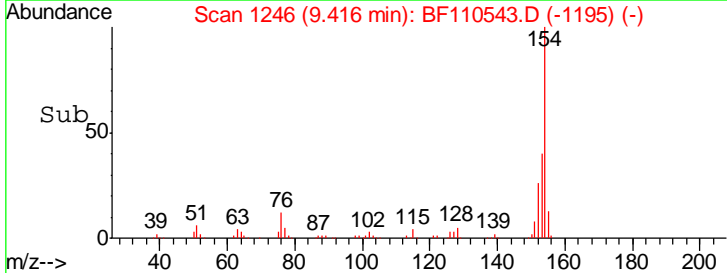
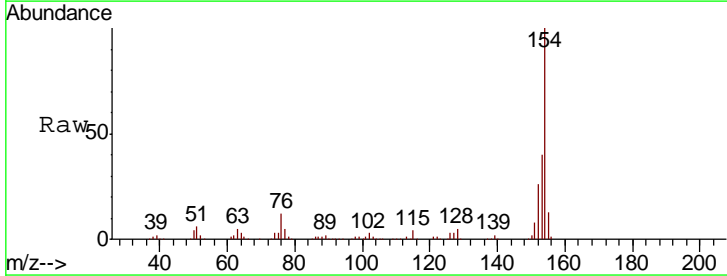
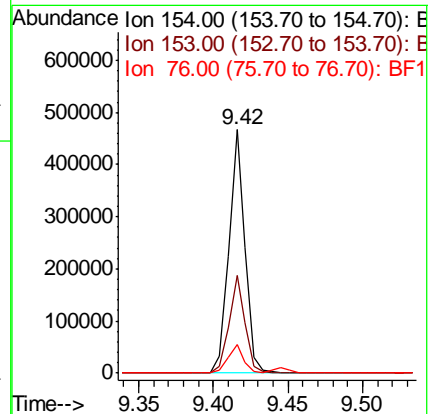
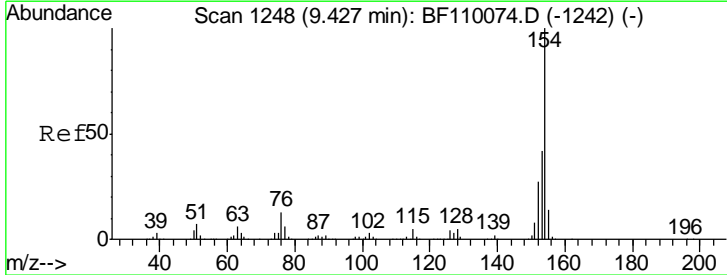
Instrument :
 BNA_F
 ClientSampled :

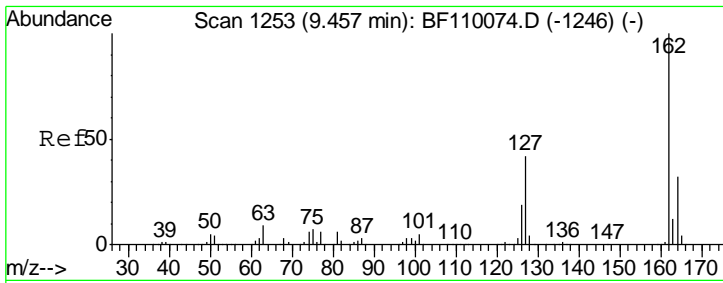
Tgt Ion	Resp	Lower	Upper
172	100		
171	35.6	28.6	43.0
170	23.4	19.7	29.5



#46
 1,1'-Biphenyl
 Concen: 45.167 ng
 RT: 9.42 min Scan# 1246
 Delta R.T. -0.00 min
 Lab File: BF110543.D
 Acq: 7 Nov 2018 4:51

Tgt Ion	Resp	Lower	Upper
154	100		
153	40.3	20.4	60.4
76	11.6	0.0	31.9

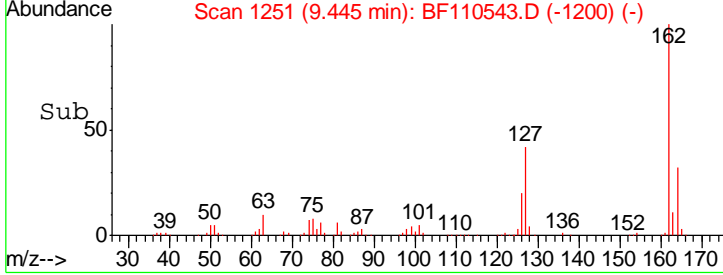
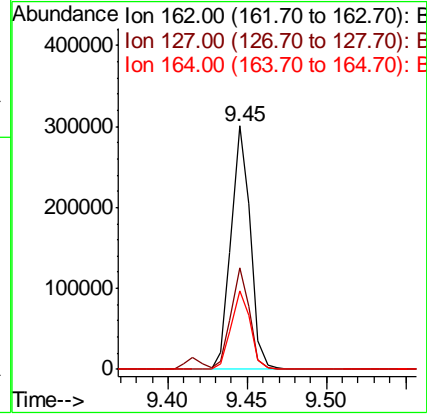
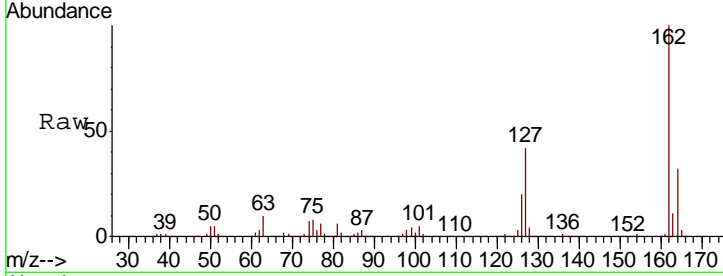




#47
 2-Chloronaphthalene
 Concen: 43.624 ng
 RT: 9.45 min Scan# 1251
 Delta R.T. -0.00 min
 Lab File: BF110543.D
 Acq: 7 Nov 2018 4:51

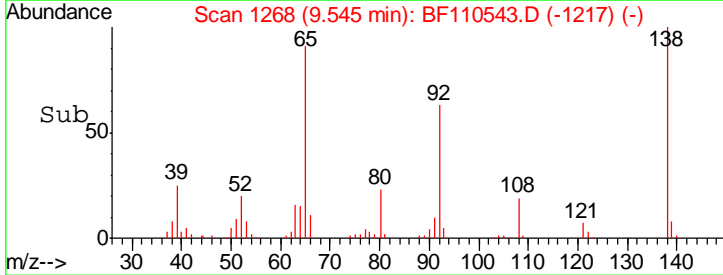
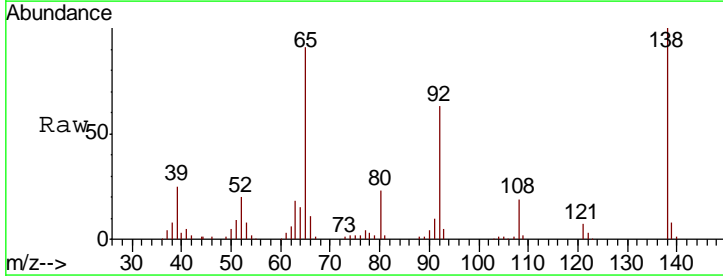
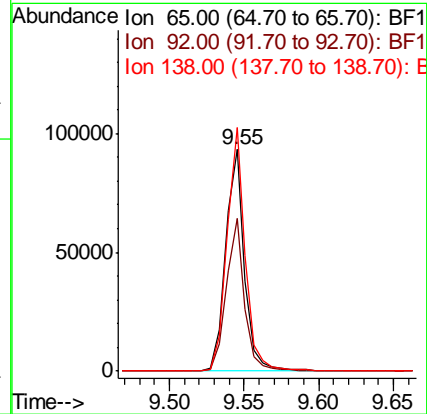
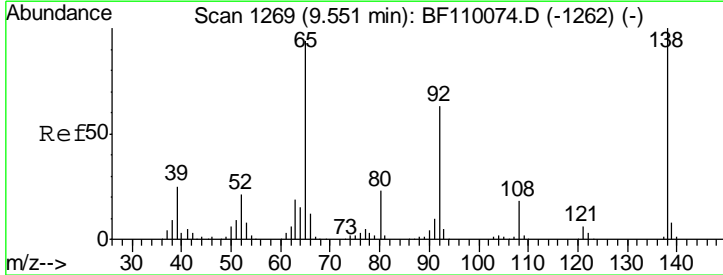
Instrument :
 BNA_F
 ClientSampled :

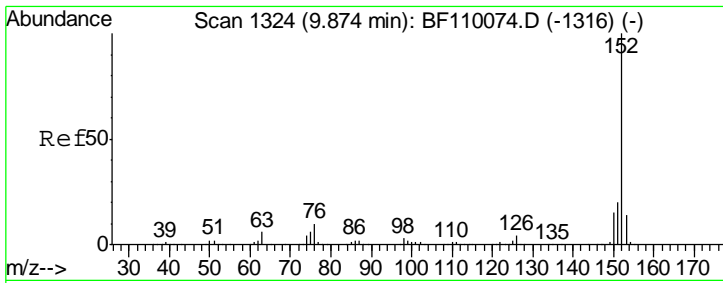
Tgt Ion	Resp	Lower	Upper
162	252982		
127	100	32.6	48.8
164	32.2	25.9	38.9



#48
 2-Nitroaniline
 Concen: 47.257 ng
 RT: 9.55 min Scan# 1268
 Delta R.T. -0.00 min
 Lab File: BF110543.D
 Acq: 7 Nov 2018 4:51

Tgt Ion	Resp	Lower	Upper
65	83045		
92	100	54.6	81.8
138	109.9	80.3	120.5



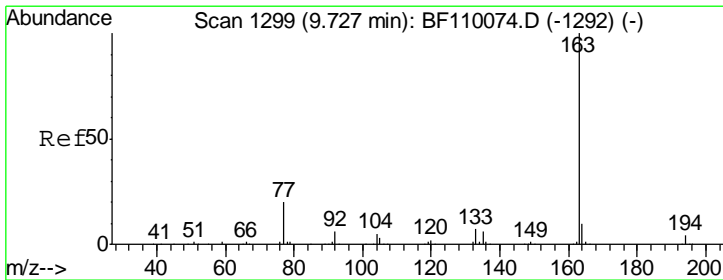
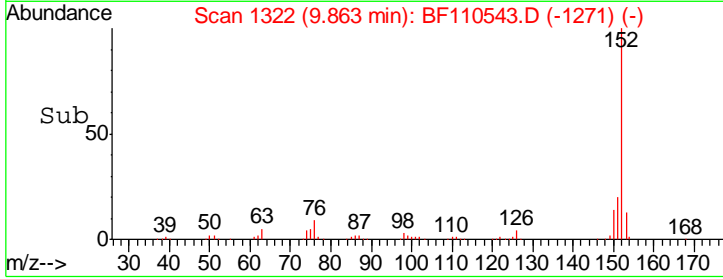
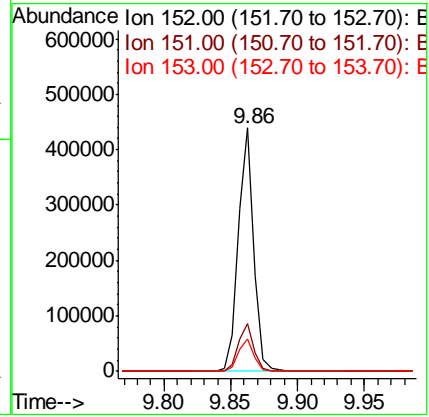
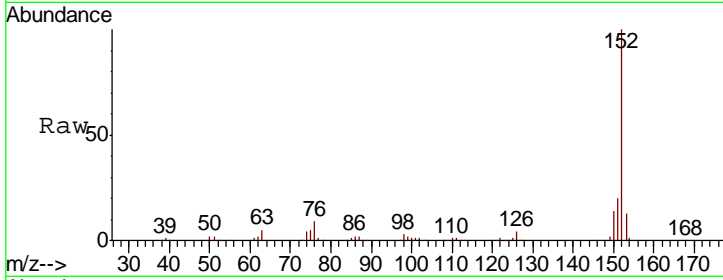


#49
 Acenaphthylene
 Concen: 42.510 ng
 RT: 9.86 min Scan# 1322
 Delta R.T. -0.00 min
 Lab File: BF110543.D
 Acq: 7 Nov 2018 4:51

Instrument :
 BNA_F
 ClientSampled :

Tgt Ion:152 Resp: 356064

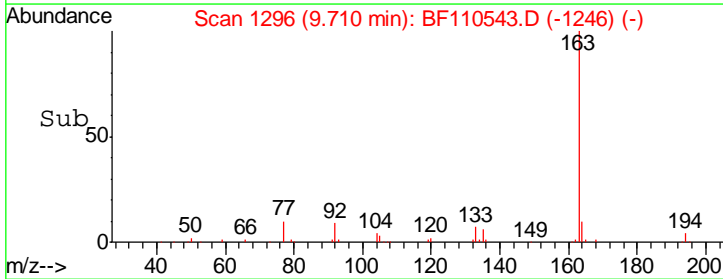
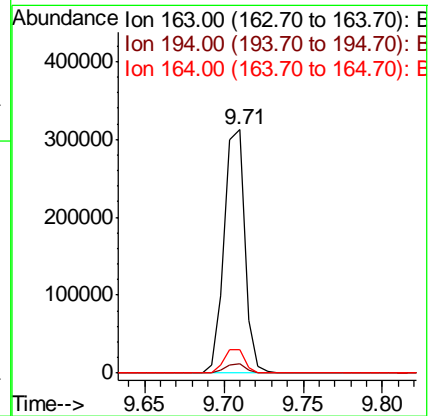
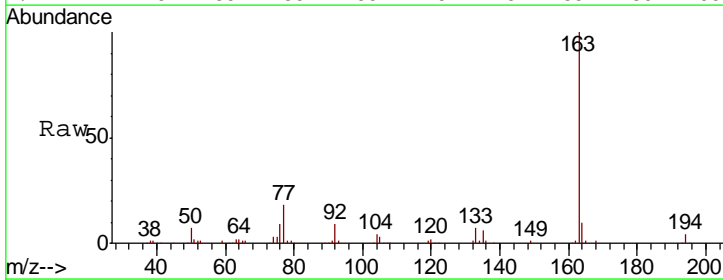
Ion	Ratio	Lower	Upper
152	100		
151	19.8	15.8	23.8
153	13.4	10.4	15.6

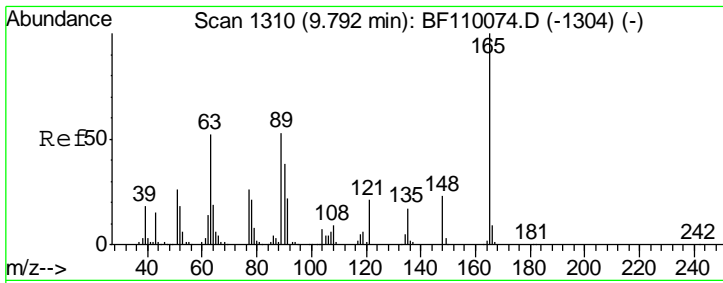


#50
 Dimethylphthalate
 Concen: 43.963 ng
 RT: 9.71 min Scan# 1296
 Delta R.T. -0.01 min
 Lab File: BF110543.D
 Acq: 7 Nov 2018 4:51

Tgt Ion:163 Resp: 283710

Ion	Ratio	Lower	Upper
163	100		
194	3.8	3.2	4.8
164	9.8	8.1	12.1

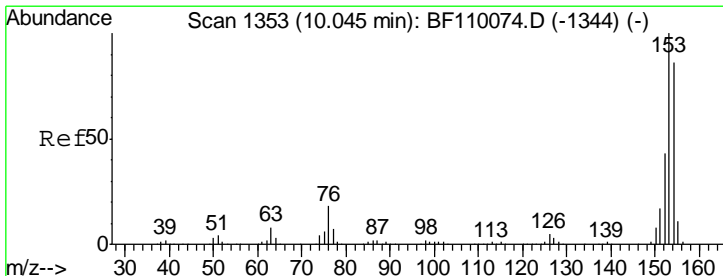
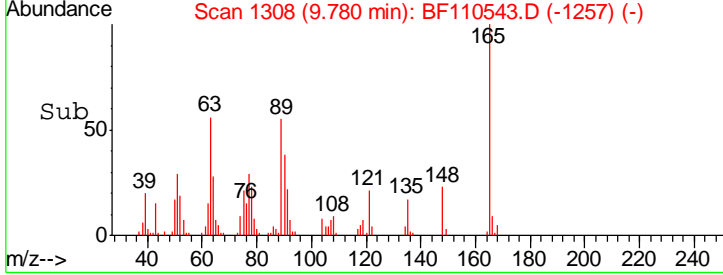
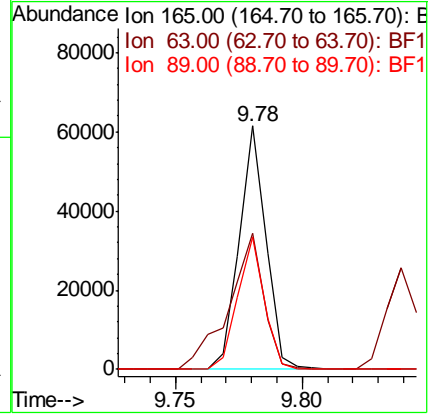
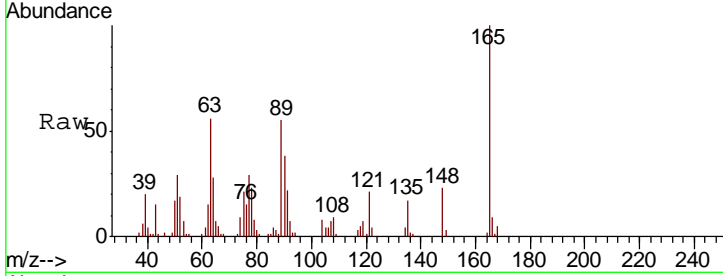




#51
 2,6-Dinitrotoluene
 Concen: 32.257 ng
 RT: 9.78 min Scan# 1308
 Delta R.T. -0.00 min
 Lab File: BF110543.D
 Acq: 7 Nov 2018 4:51

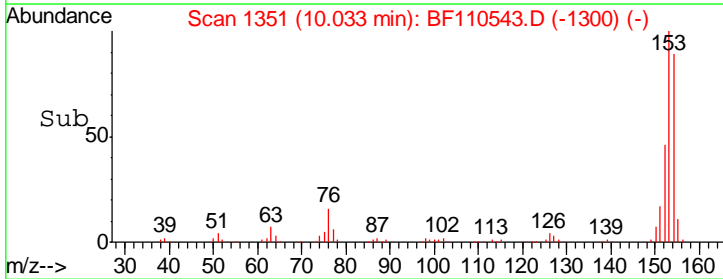
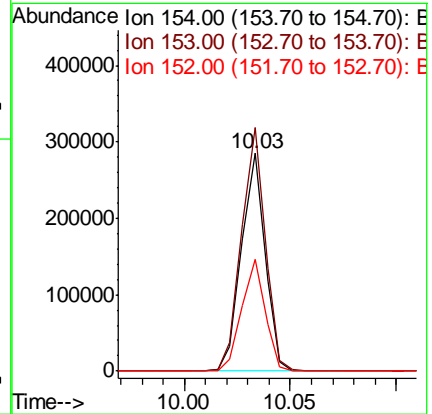
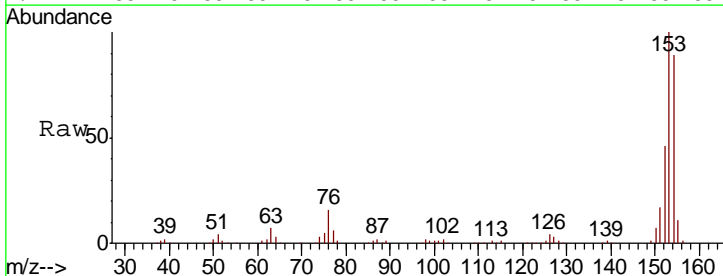
Instrument :
 BNA_F
 ClientSampled :

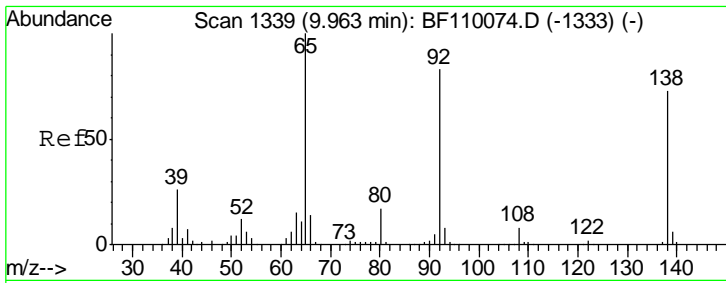
Tgt Ion	Resp	Lower	Upper
165	44840		
63	56.1	48.9	73.3
89	54.5	46.6	69.8



#52
 Acenaphthene
 Concen: 39.773 ng
 RT: 10.03 min Scan# 1351
 Delta R.T. -0.00 min
 Lab File: BF110543.D
 Acq: 7 Nov 2018 4:51

Tgt Ion	Resp	Lower	Upper
154	220384		
153	111.9	90.1	135.1
152	51.1	43.4	65.2

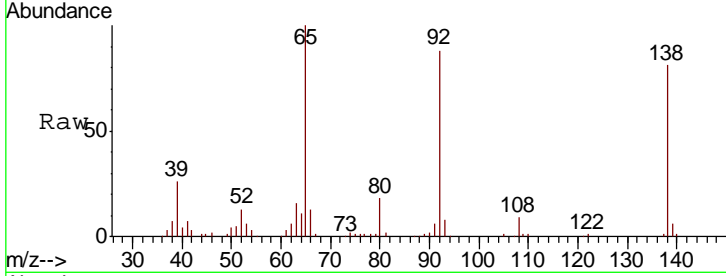




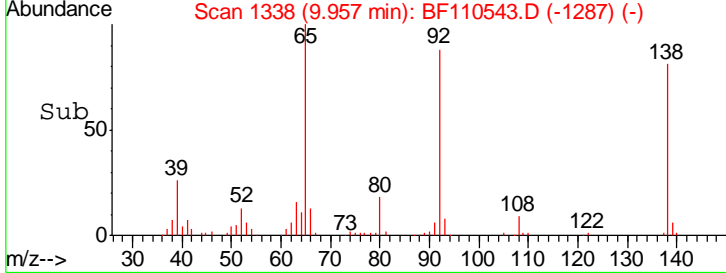
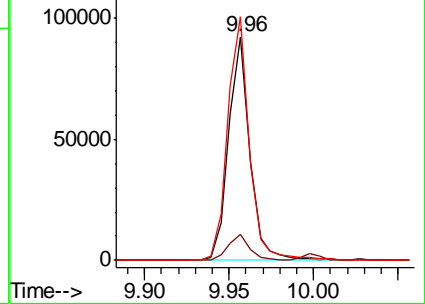
#53
 3-Nitroaniline
 Concen: 49.008 ng
 RT: 9.96 min Scan# 1338
 Delta R.T. -0.00 min
 Lab File: BF110543.D
 Acq: 7 Nov 2018 4:51

Instrument :
 BNA_F
 ClientSampled :

Tgt Ion	Resp	Lower	Upper
138	81014		
108	11.4	8.7	13.1
92	108.8	97.0	145.4

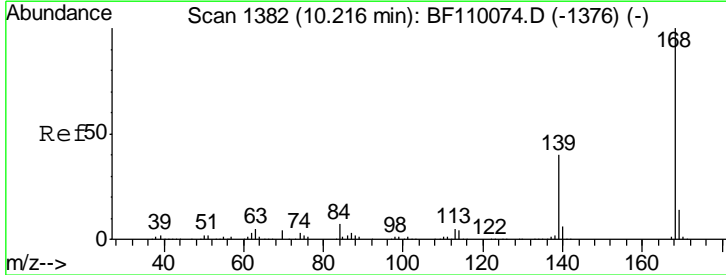


Abundance Ion 138.00 (137.70 to 138.70): E
 Ion 108.00 (107.70 to 108.70): E
 Ion 92.00 (91.70 to 92.70): BF1

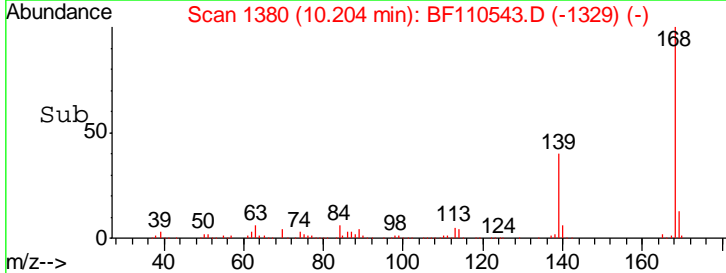
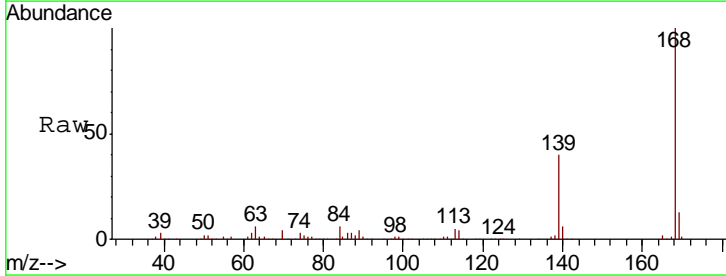
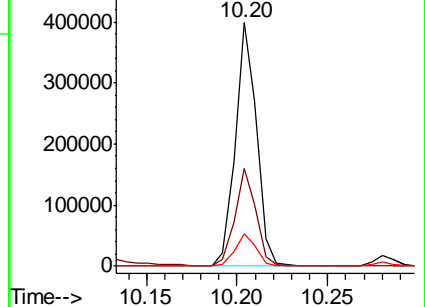


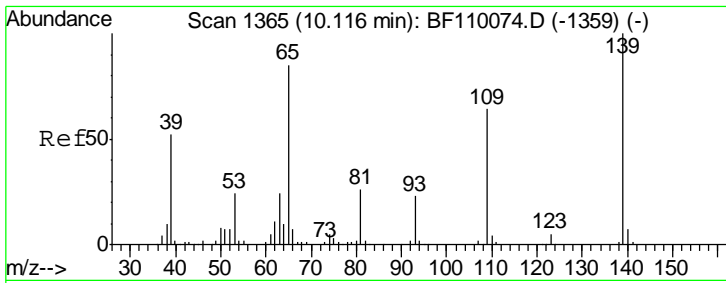
#55
 Dibenzofuran
 Concen: 41.909 ng
 RT: 10.20 min Scan# 1380
 Delta R.T. -0.00 min
 Lab File: BF110543.D
 Acq: 7 Nov 2018 4:51

Tgt Ion	Resp	Lower	Upper
168	325131		
139	40.4	33.0	49.6
169	13.3	11.3	16.9



Abundance Ion 168.00 (167.70 to 168.70): E
 Ion 139.00 (138.70 to 139.70): E
 Ion 169.00 (168.70 to 169.70): E

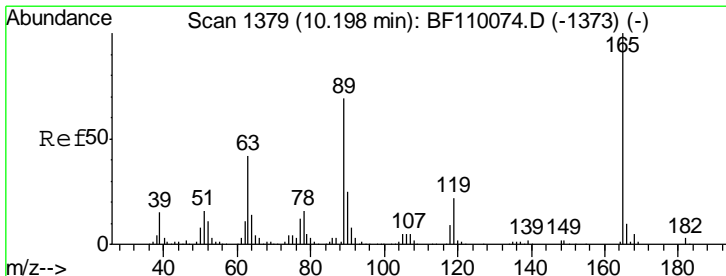
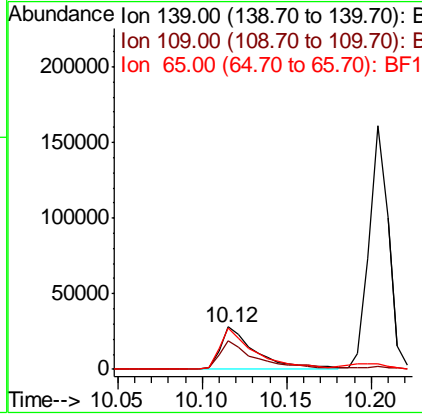
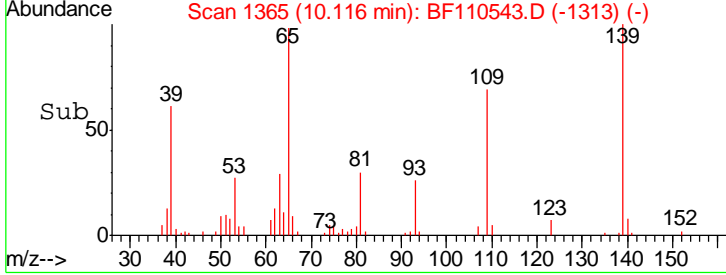
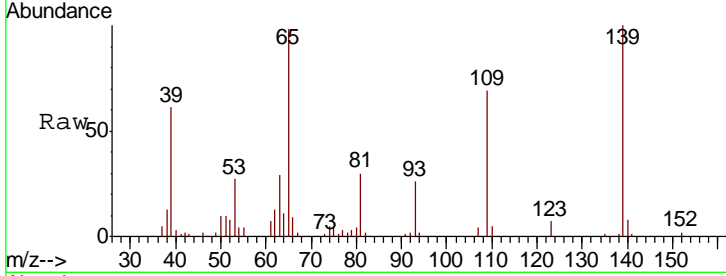




#56
 4-Nitrophenol
 Concen: 33.284 ng
 RT: 10.12 min Scan# 1365
 Delta R.T. 0.01 min
 Lab File: BF110543.D
 Acq: 7 Nov 2018 4:51

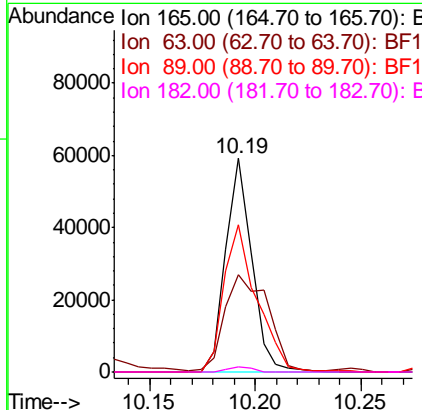
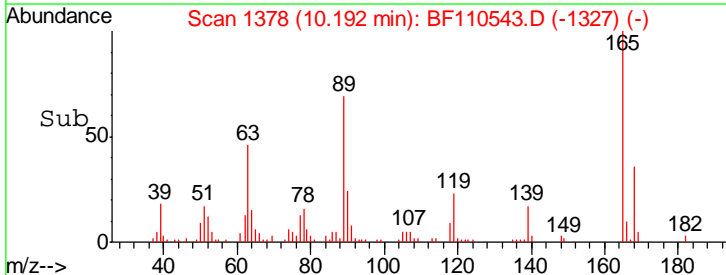
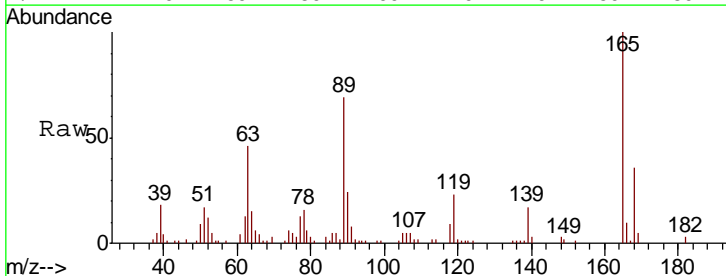
Instrument :
 BNA_F
 ClientSampled :

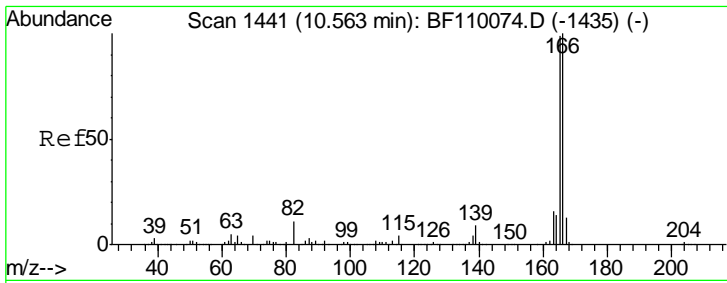
Tgt Ion	Resp	Lower	Upper
139	40722		
109	68.6	55.8	95.8
65	97.6	77.9	117.9



#57
 2,4-Dinitrotoluene
 Concen: 28.740 ng
 RT: 10.19 min Scan# 1378
 Delta R.T. -0.00 min
 Lab File: BF110543.D
 Acq: 7 Nov 2018 4:51

Tgt Ion	Resp	Lower	Upper
165	50746		
63	45.7	44.8	67.2
89	68.8	62.2	93.4
182	2.5	2.1	3.1

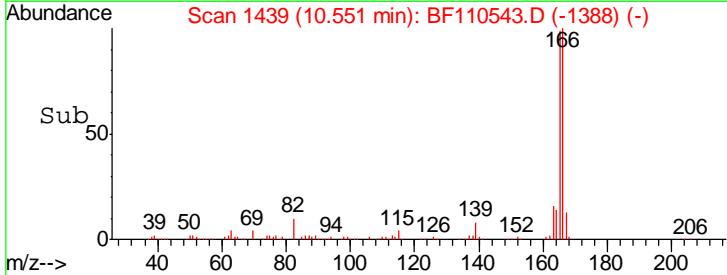
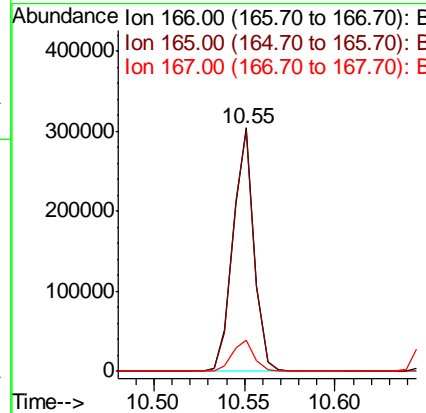
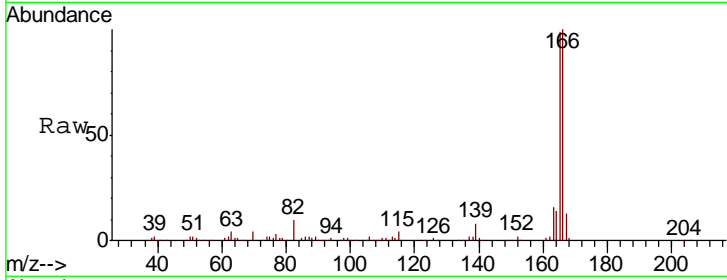




#58
 Fluorene
 Concen: 42.273 ng
 RT: 10.55 min Scan# 1439
 Delta R.T. -0.00 min
 Lab File: BF110543.D
 Acq: 7 Nov 2018 4:51

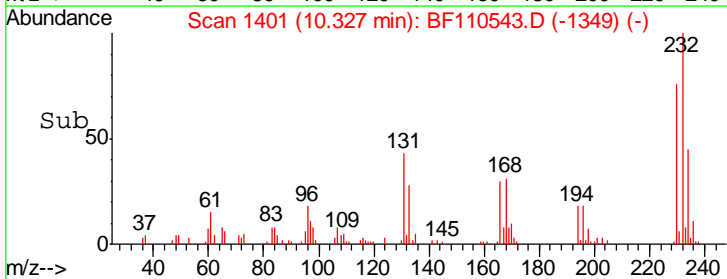
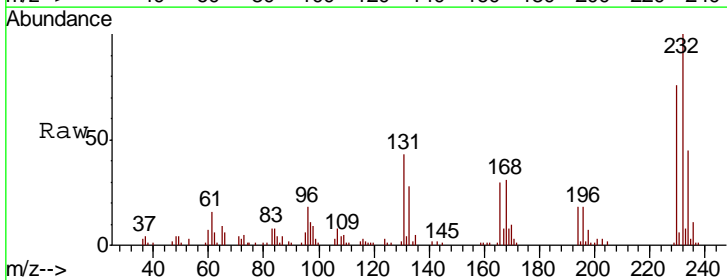
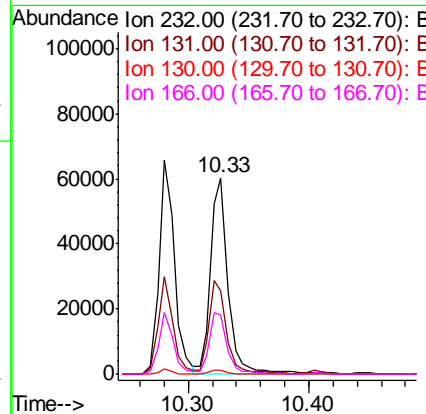
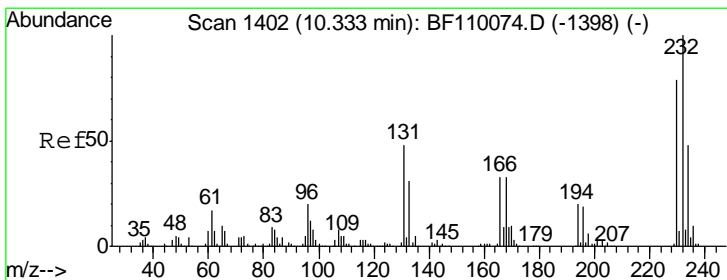
Instrument :
 BNA_F
 ClientSampled :

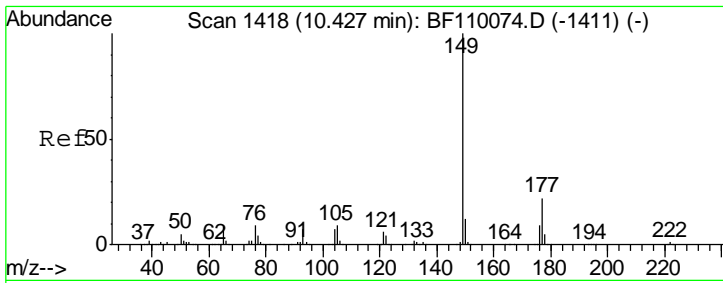
Tgt Ion	Resp	Lower	Upper
166	100		
165	99.2	78.6	117.8
167	12.8	10.8	16.2



#59
 2,3,4,6-Tetrachlorophenol
 Concen: 40.544 ng
 RT: 10.33 min Scan# 1401
 Delta R.T. 0.01 min
 Lab File: BF110543.D
 Acq: 7 Nov 2018 4:51

Tgt Ion	Resp	Lower	Upper
232	100		
131	48.0	37.0	55.4
130	2.2	1.8	2.6
166	31.8	22.0	33.0

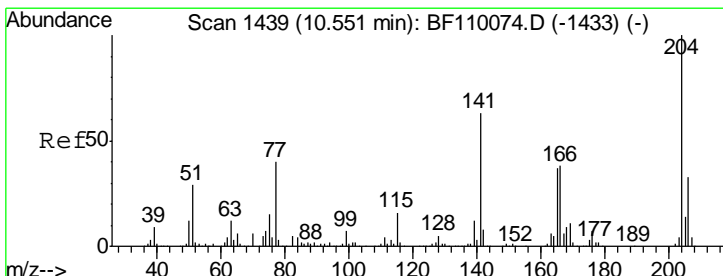
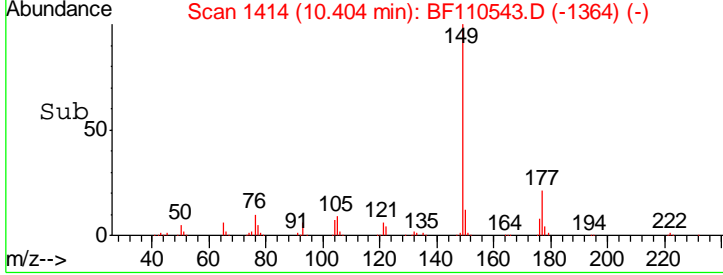
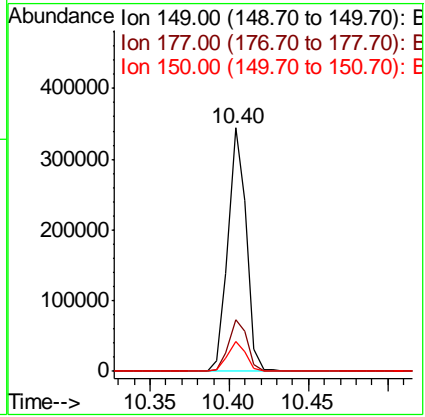
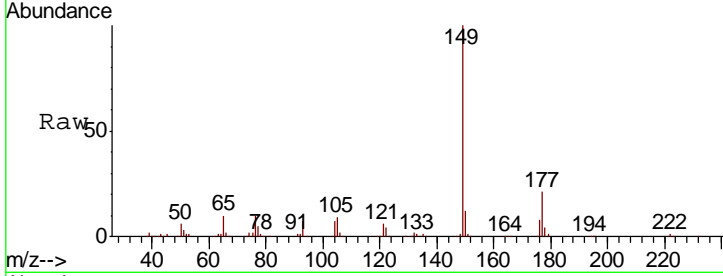




#60
 Diethylphthalate
 Concen: 43.607 ng
 RT: 10.40 min Scan# 1414
 Delta R.T. -0.01 min
 Lab File: BF110543.D
 Acq: 7 Nov 2018 4:51

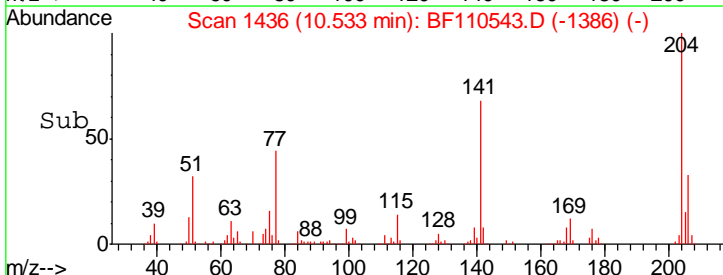
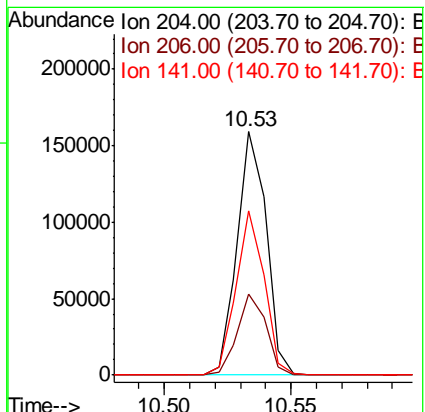
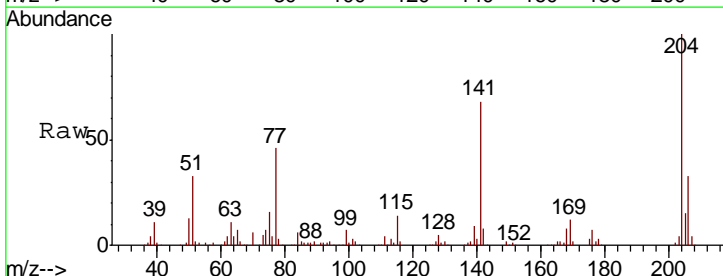
Instrument :
 BNA_F
 ClientSampled :

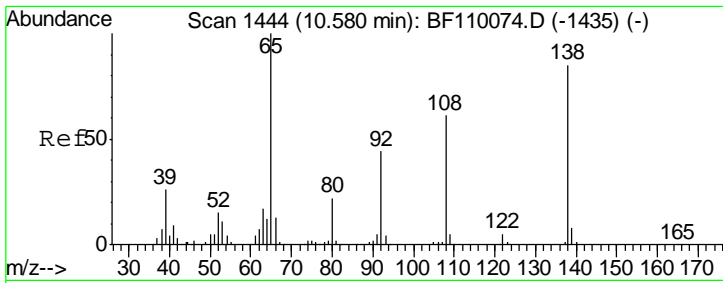
Tgt Ion	Resp	Lower	Upper
149	274707		
177	21.2	17.4	26.2
150	12.1	9.8	14.8



#61
 4-Chlorophenyl-phenylether
 Concen: 41.903 ng
 RT: 10.53 min Scan# 1436
 Delta R.T. -0.01 min
 Lab File: BF110543.D
 Acq: 7 Nov 2018 4:51

Tgt Ion	Resp	Lower	Upper
204	127631		
206	33.3	26.5	39.7
141	67.6	51.8	77.8

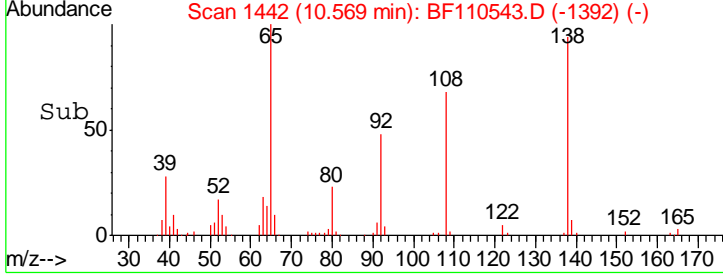
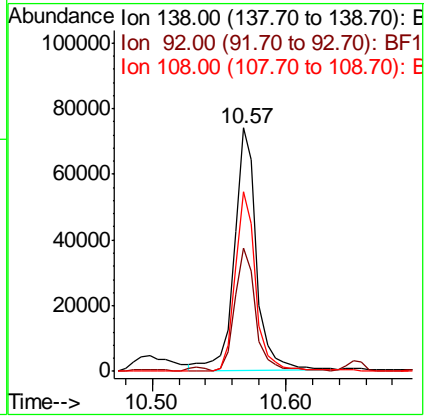
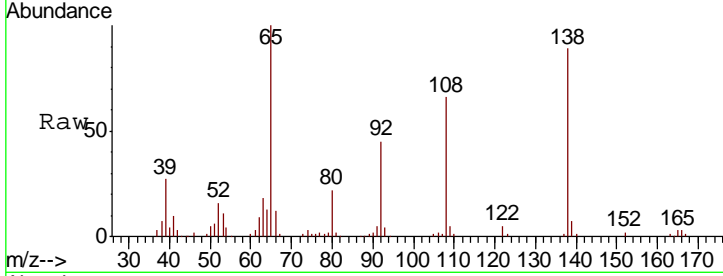




#62
 4-Nitroaniline
 Concen: 51.789 ng
 RT: 10.57 min Scan# 1442
 Delta R.T. -0.01 min
 Lab File: BF110543.D
 Acq: 7 Nov 2018 4:51

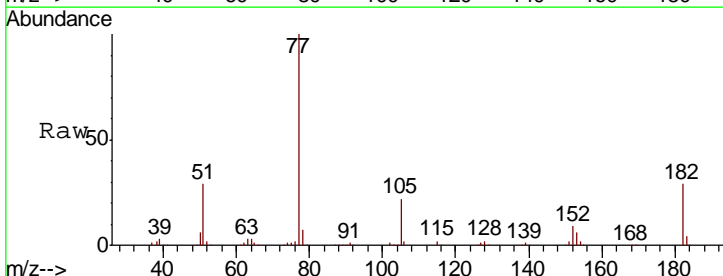
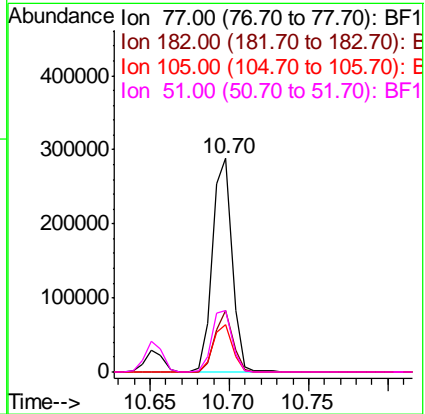
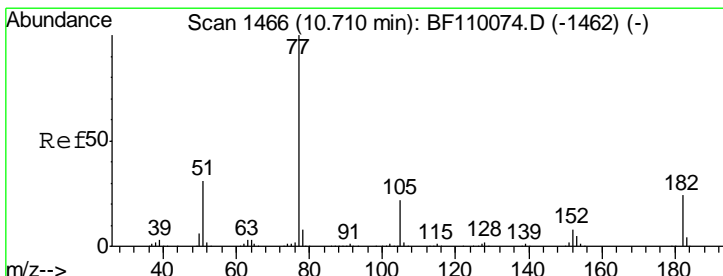
Instrument :
 BNA_F
 ClientSampled :

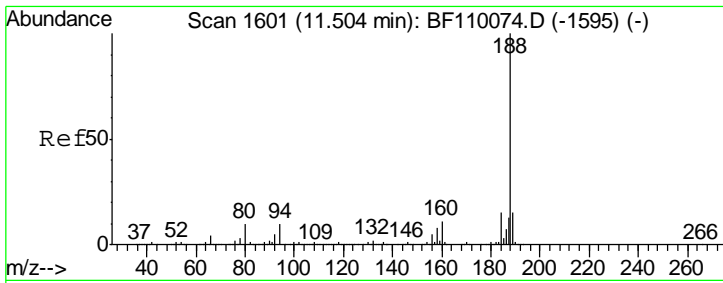
Tgt Ion	Resp	Lower	Upper
138	85149		
92	50.4	31.7	71.7
108	73.9	59.3	99.3



#63
 Azobenzene
 Concen: 40.094 ng
 RT: 10.70 min Scan# 1464
 Delta R.T. -0.00 min
 Lab File: BF110543.D
 Acq: 7 Nov 2018 4:51

Tgt Ion	Resp	Lower	Upper
77	250706		
182	28.8	4.3	44.3
105	22.4	1.3	41.3
51	28.9	9.0	49.0

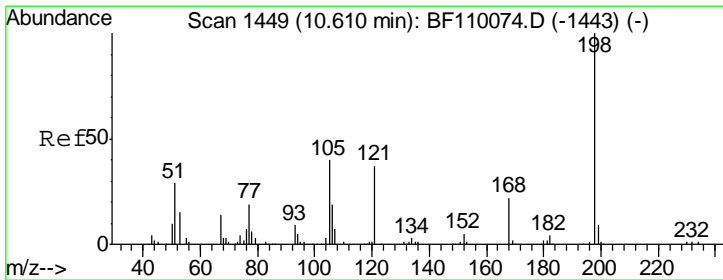
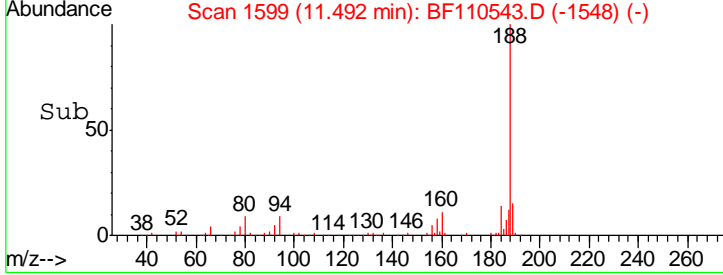
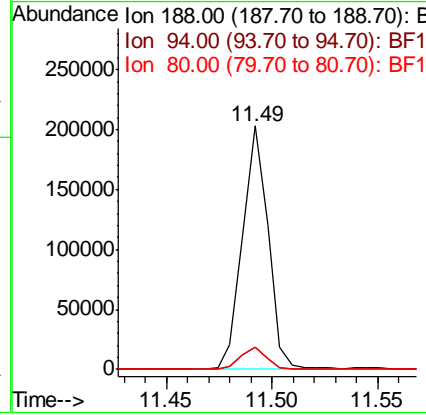
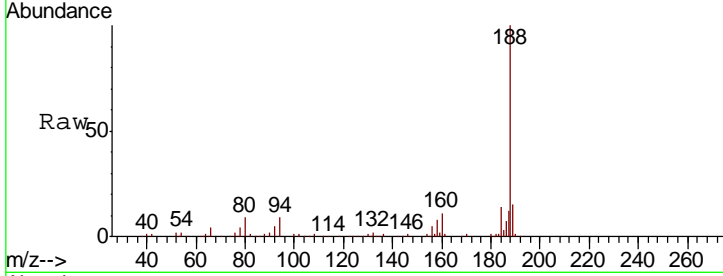




#64
 Phenanthrene-d10
 Concen: 20.000 ng
 RT: 11.49 min Scan# 1599
 Delta R.T. -0.00 min
 Lab File: BF110543.D
 Acq: 7 Nov 2018 4:51

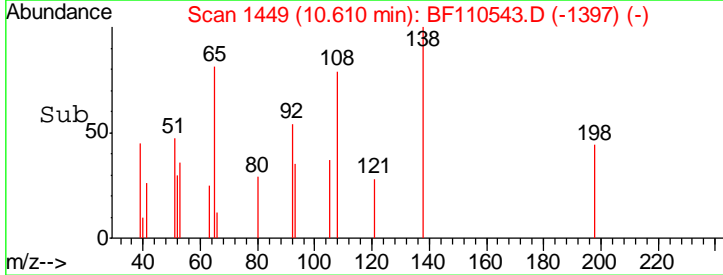
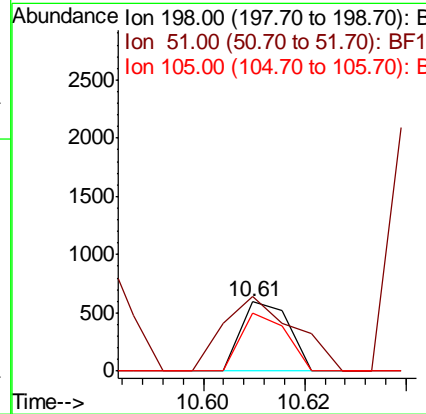
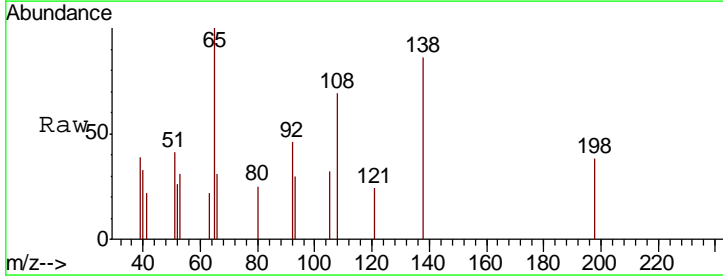
Instrument :
 BNA_F
 ClientSampled :

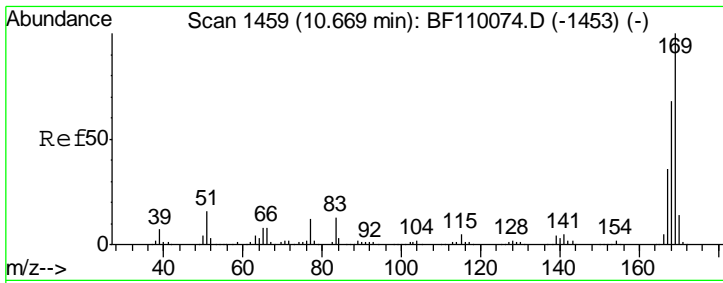
Tgt Ion	Resp	Lower	Upper
188	170050		
94	9.0	7.2	10.8
80	8.9	7.9	11.9



#65
 4,6-Dinitro-2-methylphenol
 Concen: 0.506 ng
 RT: 10.61 min Scan# 1449
 Delta R.T. 0.01 min
 Lab File: BF110543.D
 Acq: 7 Nov 2018 4:51

Tgt Ion	Resp	Lower	Upper
198	393		
51	106.9	22.8	62.8#
105	82.9	23.6	63.6#

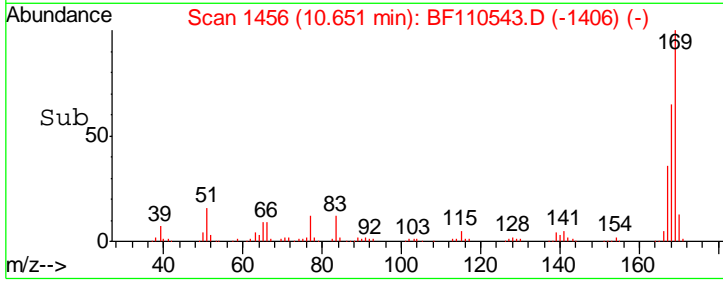
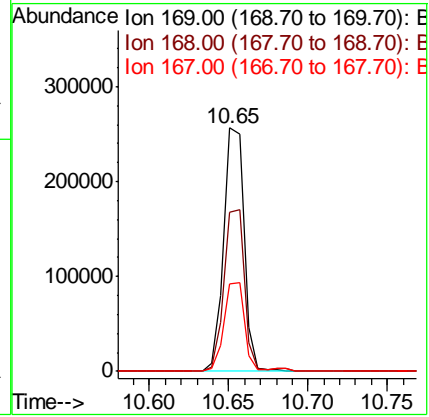
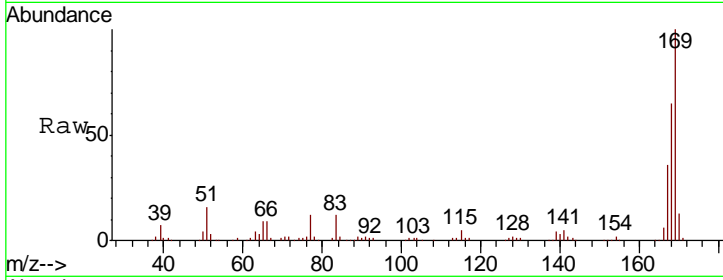




#66
 n-Nitrosodiphenylamine
 Concen: 41.228 ng
 RT: 10.65 min Scan# 1456
 Delta R.T. -0.01 min
 Lab File: BF110543.D
 Acq: 7 Nov 2018 4:51

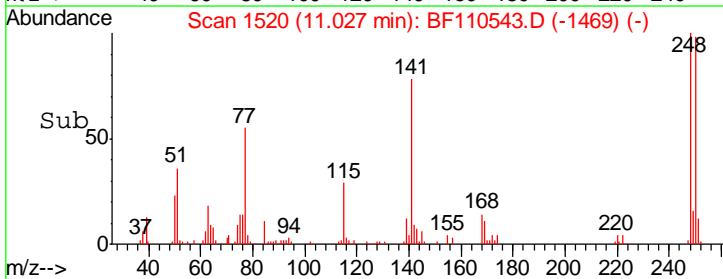
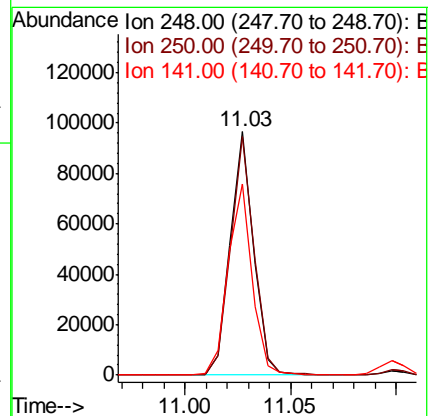
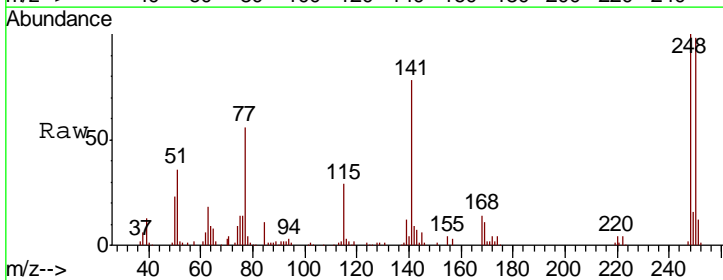
Instrument :
 BNA_F
 ClientSampled :

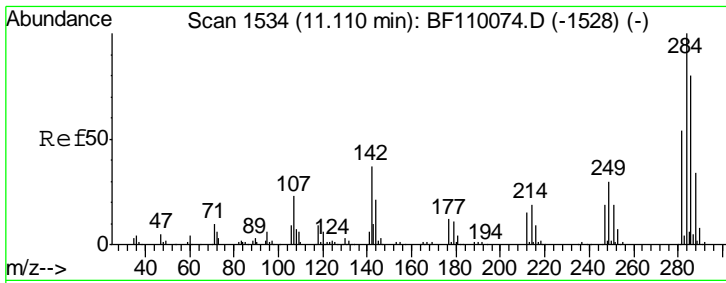
Tgt Ion	Resp	Lower	Upper
169	100		
168	65.2	51.2	76.8
167	36.1	27.8	41.6



#67
 4-Bromophenyl-phenylether
 Concen: 39.888 ng
 RT: 11.03 min Scan# 1520
 Delta R.T. -0.00 min
 Lab File: BF110543.D
 Acq: 7 Nov 2018 4:51

Tgt Ion	Resp	Lower	Upper
248	100		
250	97.9	79.4	119.2
141	78.5	55.9	83.9

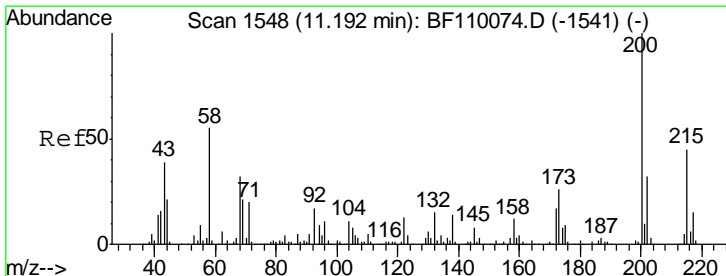
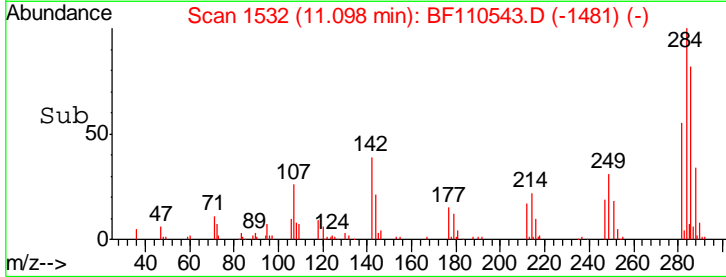
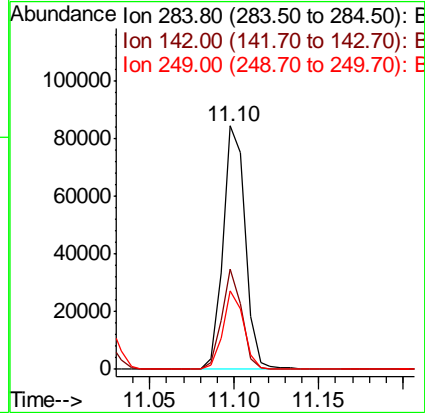
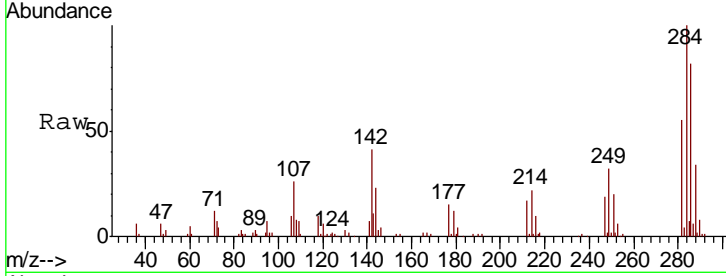




#68
 Hexachlorobenzene
 Concen: 39.909 ng
 RT: 11.10 min Scan# 1532
 Delta R.T. -0.00 min
 Lab File: BF110543.D
 Acq: 7 Nov 2018 4:51

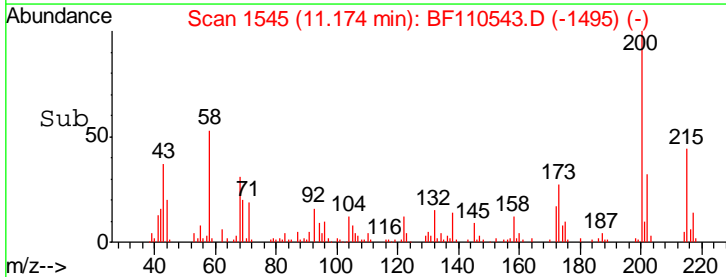
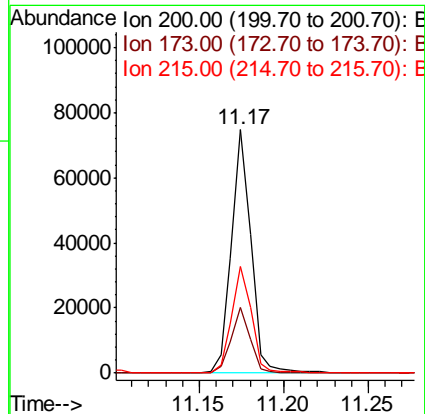
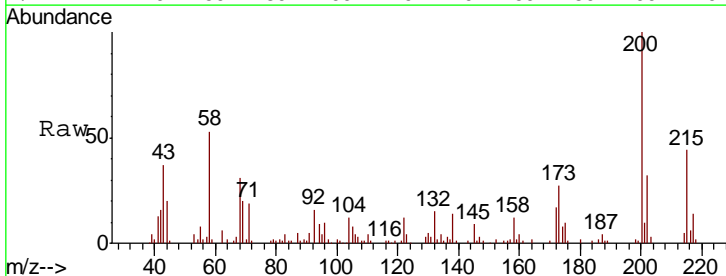
Instrument :
 BNA_F
 ClientSampled :

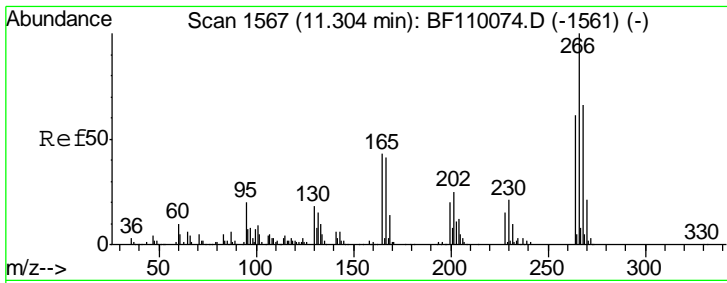
Tgt Ion	Resp	Lower	Upper
284	78106		
142	41.4	23.9	35.9#
249	32.5	24.2	36.2



#69
 Atrazine
 Concen: 34.045 ng
 RT: 11.17 min Scan# 1545
 Delta R.T. -0.01 min
 Lab File: BF110543.D
 Acq: 7 Nov 2018 4:51

Tgt Ion	Resp	Lower	Upper
200	60010		
173	27.2	6.6	46.6
215	43.9	26.3	66.3

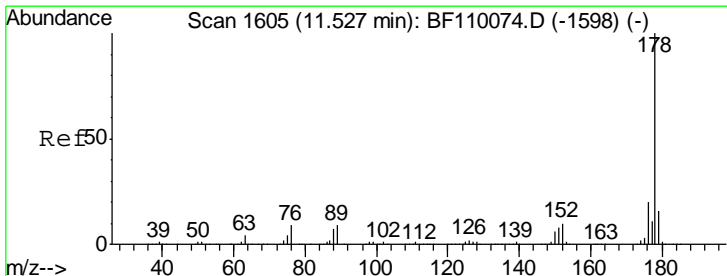
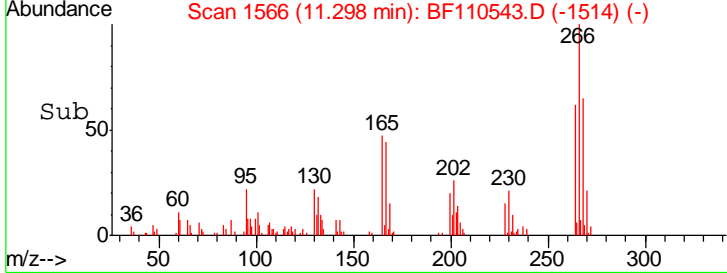
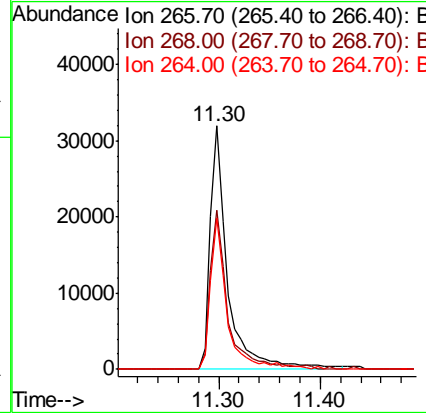
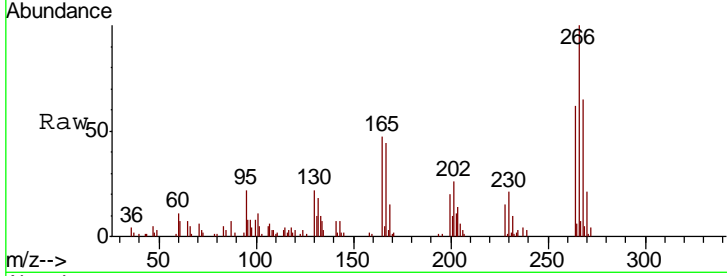




#70
 Pentachlorophenol
 Concen: 33.612 ng
 RT: 11.30 min Scan# 1566
 Delta R.T. 0.01 min
 Lab File: BF110543.D
 Acq: 7 Nov 2018 4:51

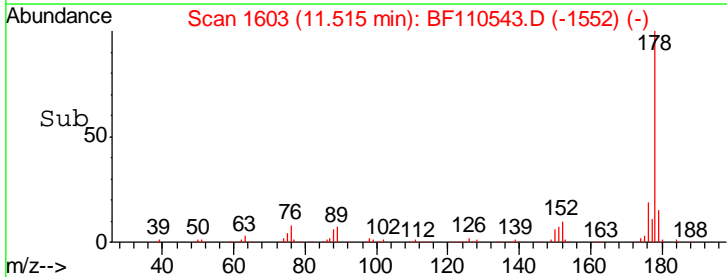
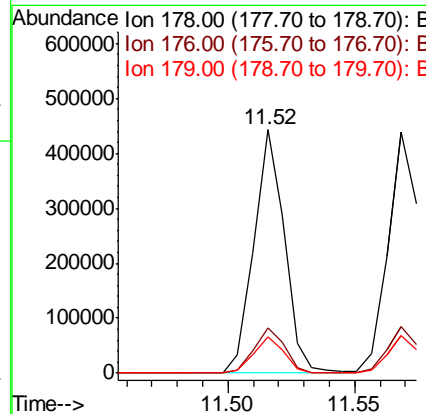
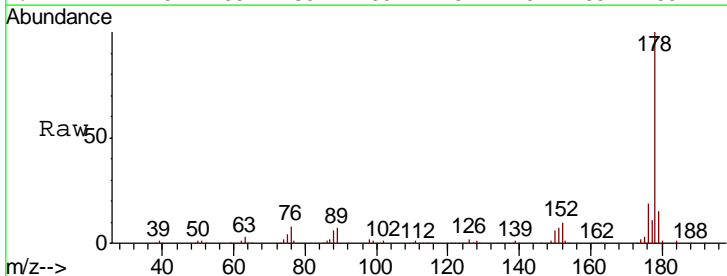
Instrument :
 BNA_F
 ClientSampled :

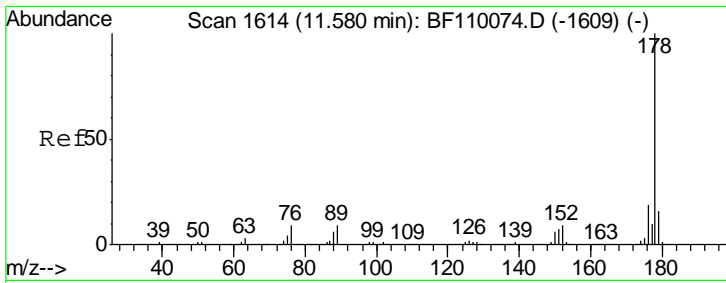
Tgt Ion	Resp	Lower	Upper
266	100		
268	65.4	50.6	75.8
264	62.4	50.6	75.8



#71
 Phenanthrene
 Concen: 41.858 ng
 RT: 11.52 min Scan# 1603
 Delta R.T. -0.00 min
 Lab File: BF110543.D
 Acq: 7 Nov 2018 4:51

Tgt Ion	Resp	Lower	Upper
178	100		
176	18.7	15.5	23.3
179	15.1	12.5	18.7

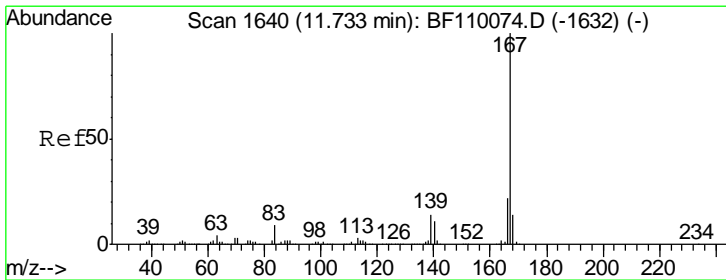
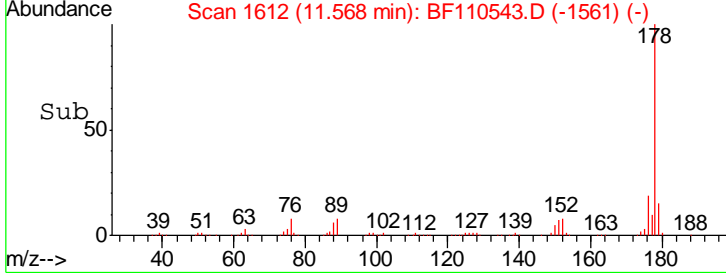
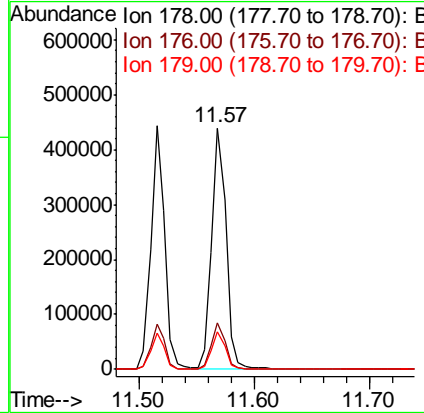
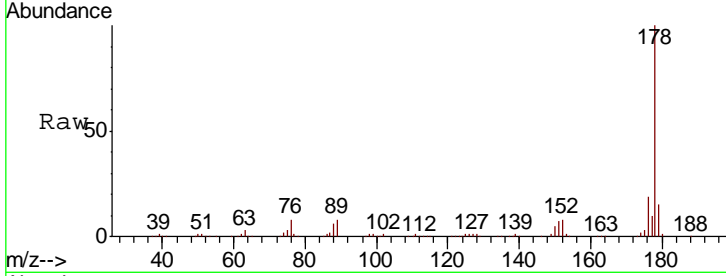




#72
 Anthracene
 Concen: 43.429 ng
 RT: 11.57 min Scan# 1612
 Delta R.T. -0.00 min
 Lab File: BF110543.D
 Acq: 7 Nov 2018 4:51

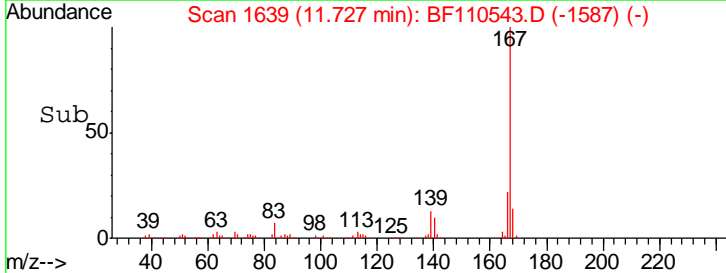
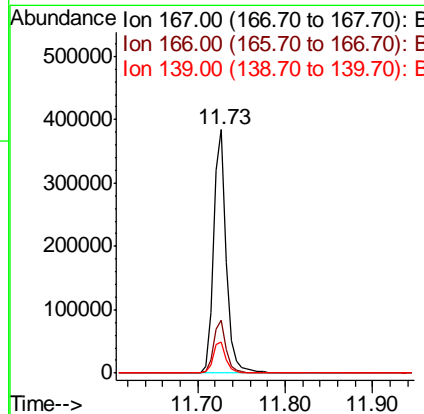
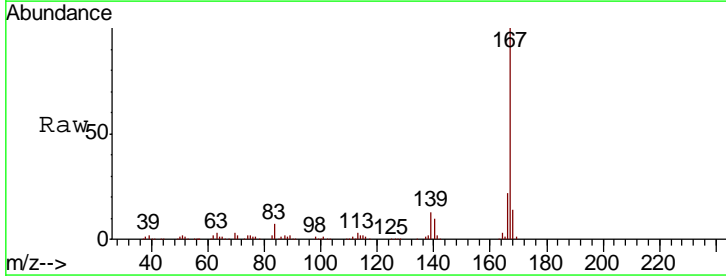
Instrument :
 BNA_F
 ClientSampled :

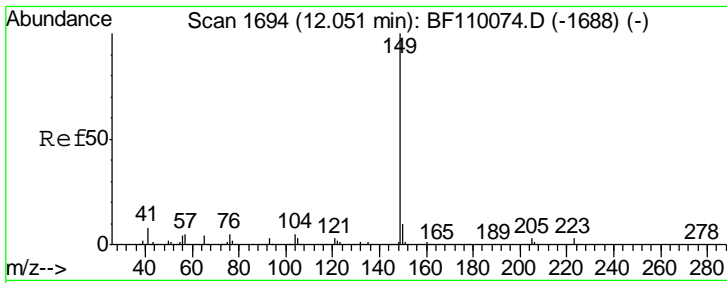
Tgt Ion	Resp	Lower	Upper
178	100		
176	19.3	15.4	23.2
179	15.4	12.6	18.8



#73
 Carbazole
 Concen: 44.218 ng
 RT: 11.73 min Scan# 1639
 Delta R.T. 0.01 min
 Lab File: BF110543.D
 Acq: 7 Nov 2018 4:51

Tgt Ion	Resp	Lower	Upper
167	100		
166	21.7	17.4	26.0
139	12.7	10.9	16.3

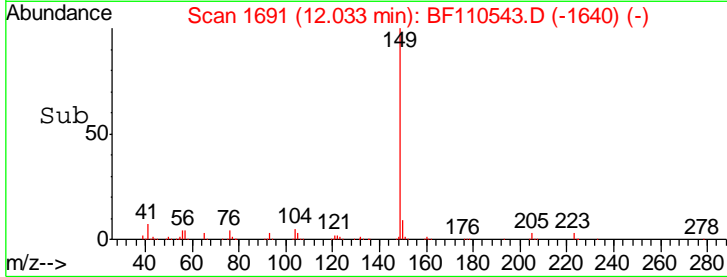
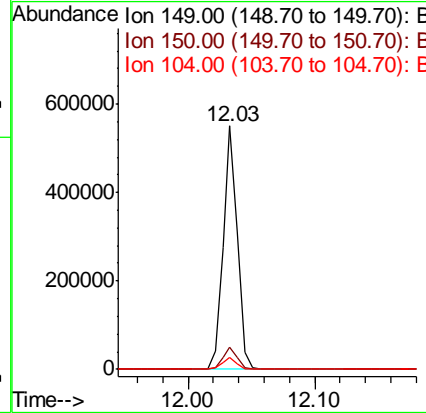
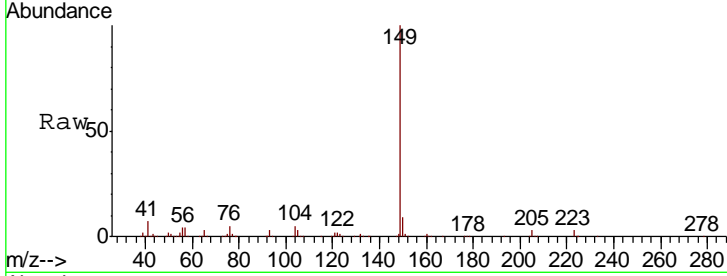




#74
 Di-n-butylphthalate
 Concen: 44.144 ng
 RT: 12.03 min Scan# 1691
 Delta R.T. -0.00 min
 Lab File: BF110543.D
 Acq: 7 Nov 2018 4:51

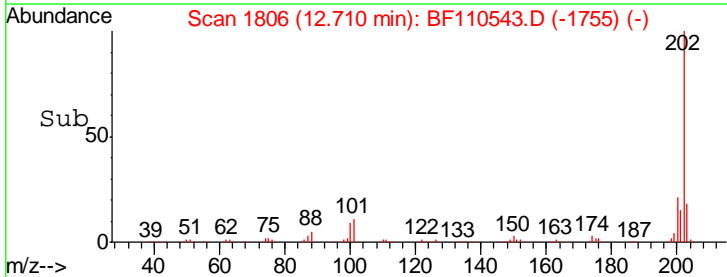
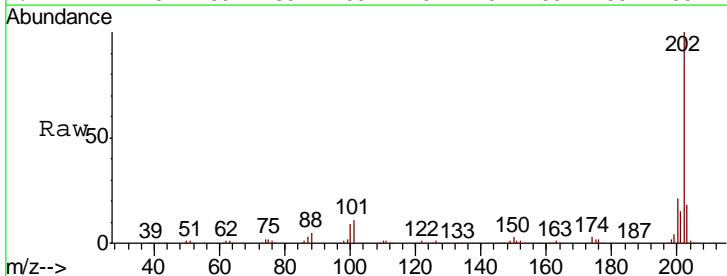
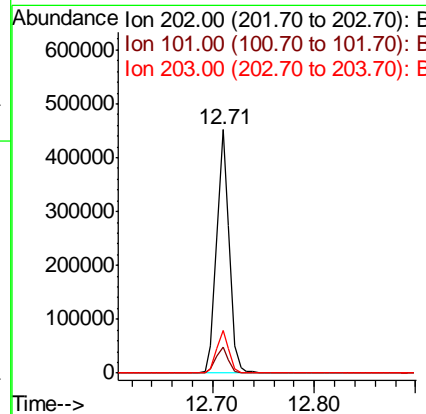
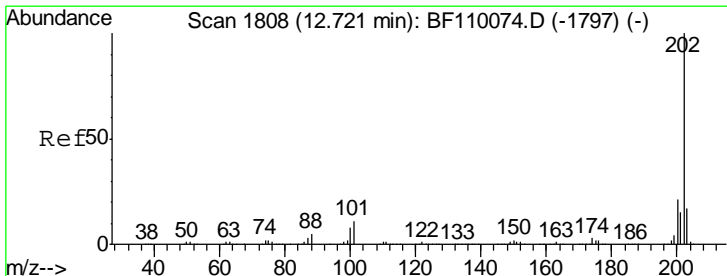
Instrument :
 BNA_F
 ClientSampled :

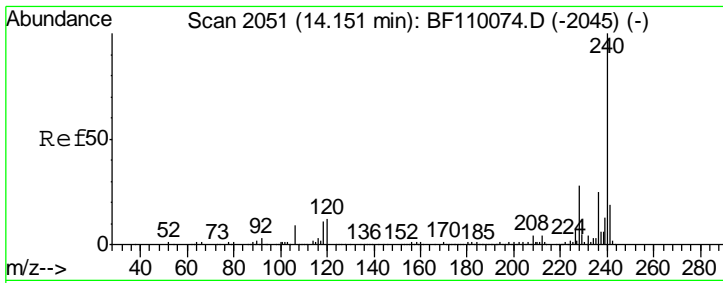
Tgt Ion	Resp	Lower	Upper
149	100		
150	9.1	7.7	11.5
104	4.8	4.2	6.4



#75
 Fluoranthene
 Concen: 43.465 ng
 RT: 12.71 min Scan# 1806
 Delta R.T. -0.00 min
 Lab File: BF110543.D
 Acq: 7 Nov 2018 4:51

Tgt Ion	Resp	Lower	Upper
202	100		
101	10.8	0.0	31.4
203	17.6	0.0	37.7

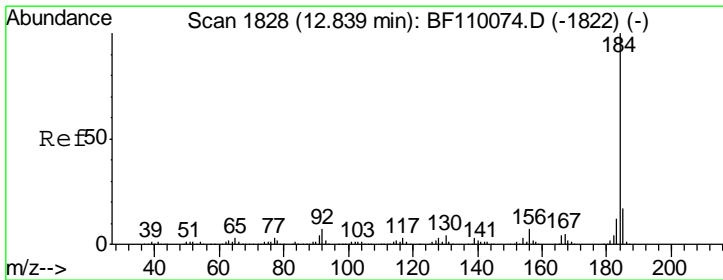
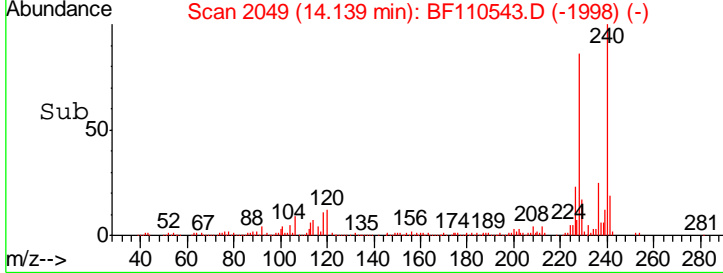
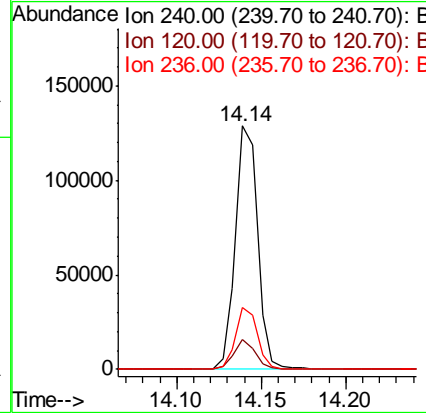
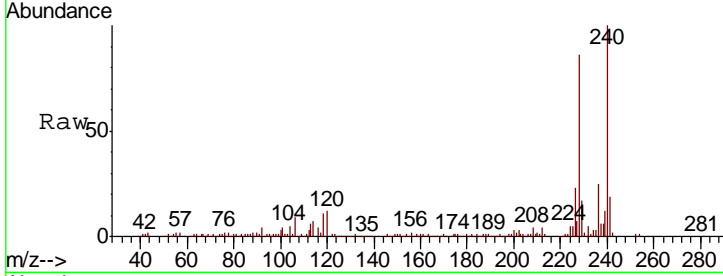




#76
 Chrysene-d12
 Concen: 20.000 ng
 RT: 14.14 min Scan# 2049
 Delta R.T. -0.00 min
 Lab File: BF110543.D
 Acq: 7 Nov 2018 4:51

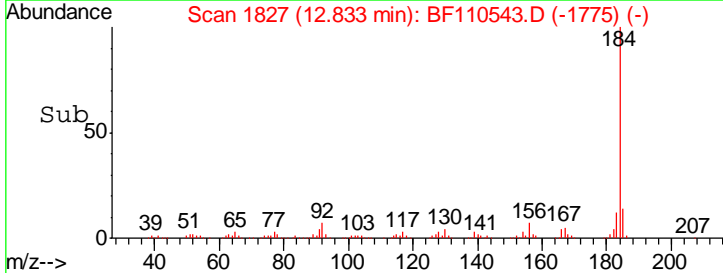
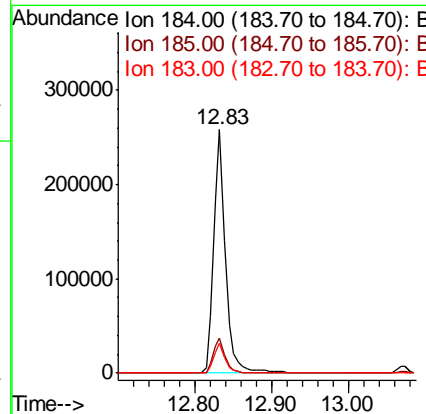
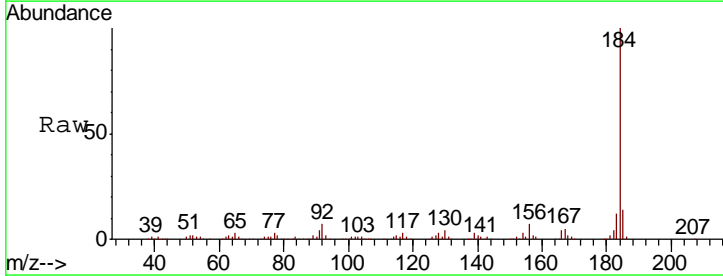
Instrument :
 BNA_F
 ClientSampleId :

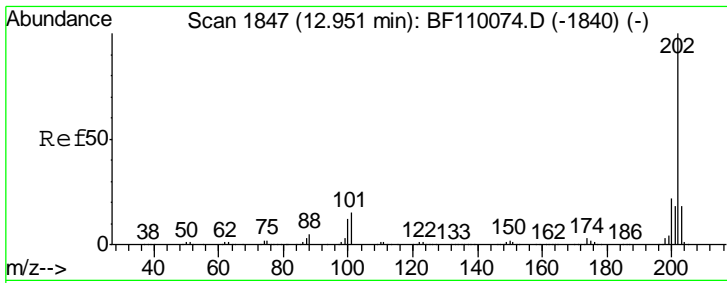
Tgt Ion	Resp	Lower	Upper
240	118043		
120	12.0	8.3	12.5
236	25.5	21.2	31.8



#77
 Benzidine
 Concen: Below Cal
 RT: 12.83 min Scan# 1827
 Delta R.T. 0.01 min
 Lab File: BF110543.D
 Acq: 7 Nov 2018 4:51

Tgt Ion	Resp	Lower	Upper
184	272426		
185	14.4	13.4	20.2
183	12.1	9.4	14.2

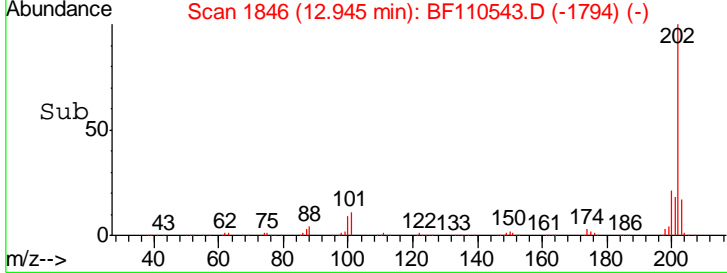
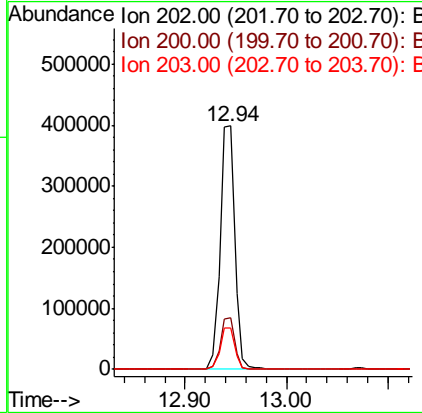
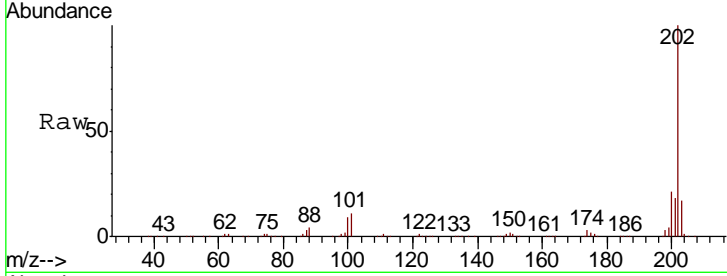




#78
 Pyrene
 Concen: 47.107 ng
 RT: 12.94 min Scan# 1846
 Delta R.T. 0.01 min
 Lab File: BF110543.D
 Acq: 7 Nov 2018 4:51


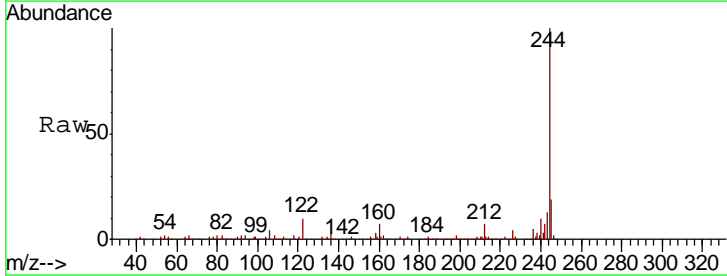
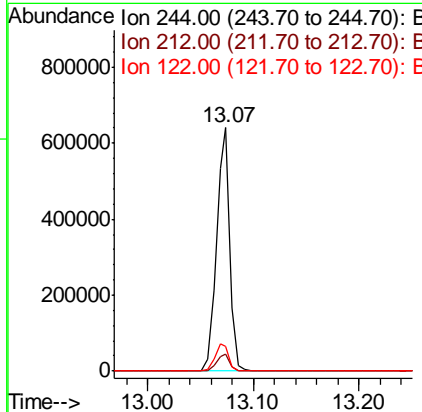
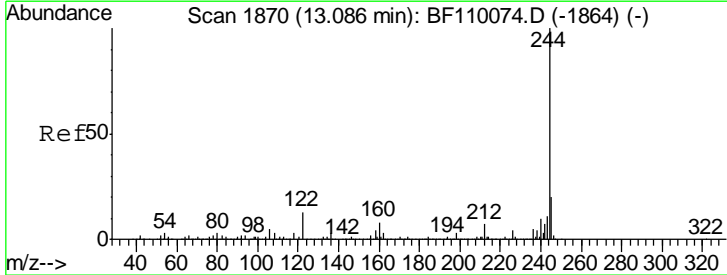
Instrument :
 BNA_F
 ClientSampled :

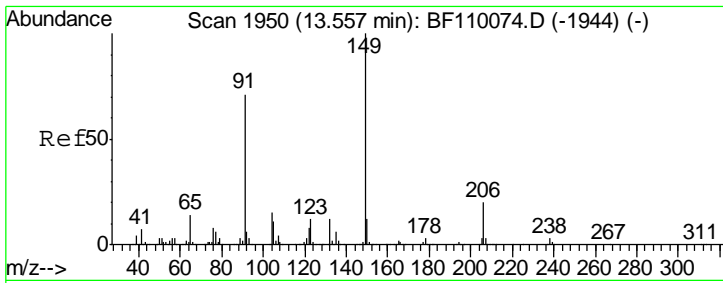
Tgt Ion	Resp	Lower	Upper
202	100		
200	20.9	17.8	26.6
203	17.1	14.2	21.4



#79
 Terphenyl-d14
 Concen: 100.375 ng
 RT: 13.07 min Scan# 1868
 Delta R.T. -0.00 min
 Lab File: BF110543.D
 Acq: 7 Nov 2018 4:51

Tgt Ion	Resp	Lower	Upper
244	100		
212	6.8	5.8	8.8
122	10.1	8.7	13.1

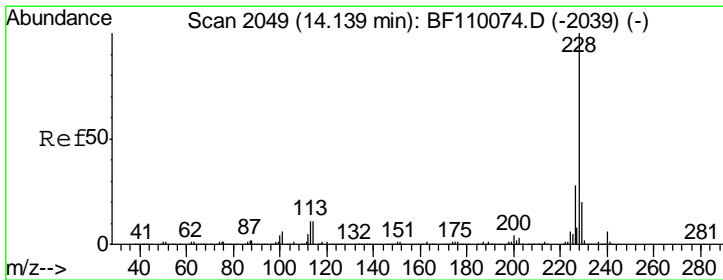
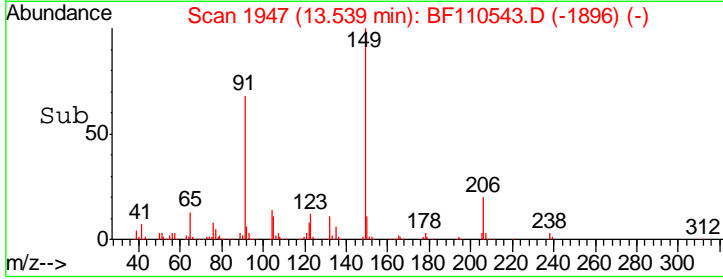
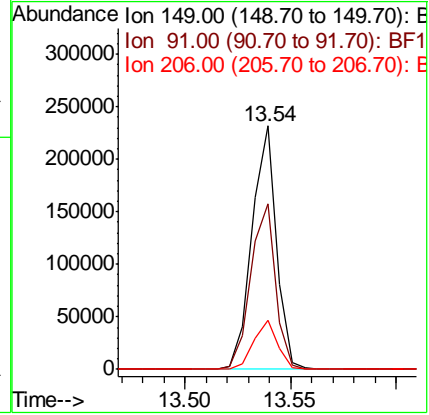
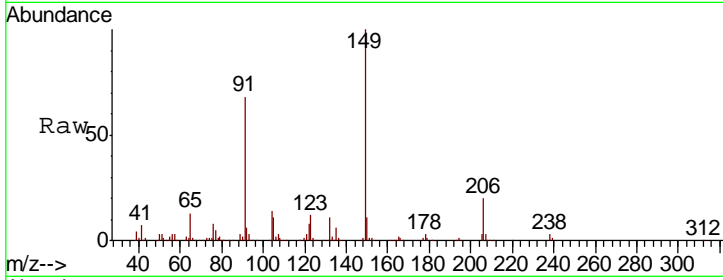




#80
 Butylbenzylphthalate
 Concen: 51.011 ng
 RT: 13.54 min Scan# 1947
 Delta R.T. -0.00 min
 Lab File: BF110543.D
 Acq: 7 Nov 2018 4:51

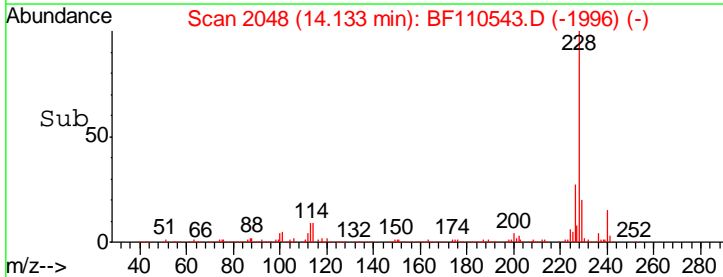
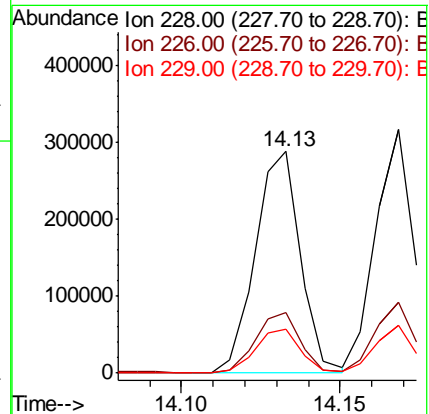
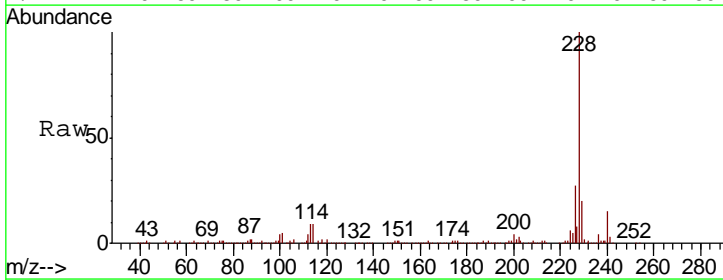
Instrument :
 BNA_F
 ClientSampled :

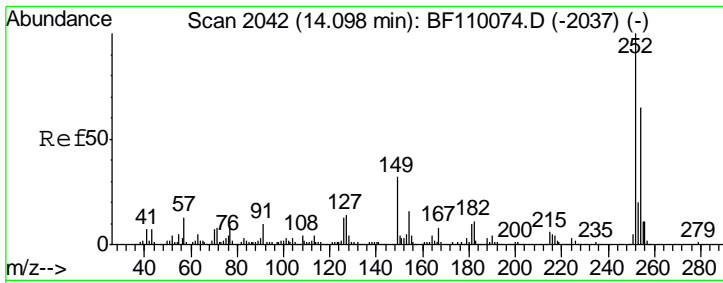
Tgt Ion	Resp	Lower	Upper
149	187372		
91	67.9	57.2	85.8
206	19.9	15.7	23.5



#81
 Benzo(a)anthracene
 Concen: 40.687 ng
 RT: 14.13 min Scan# 2048
 Delta R.T. 0.01 min
 Lab File: BF110543.D
 Acq: 7 Nov 2018 4:51

Tgt Ion	Resp	Lower	Upper
228	284814		
226	27.3	22.1	33.1
229	19.7	15.6	23.4

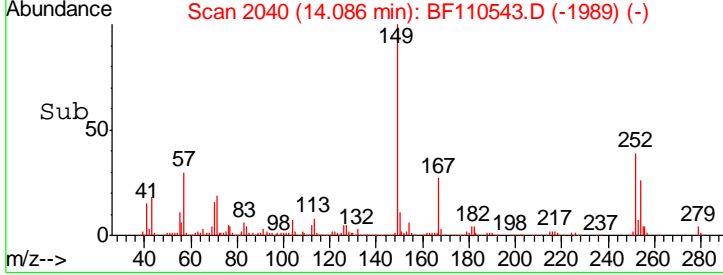
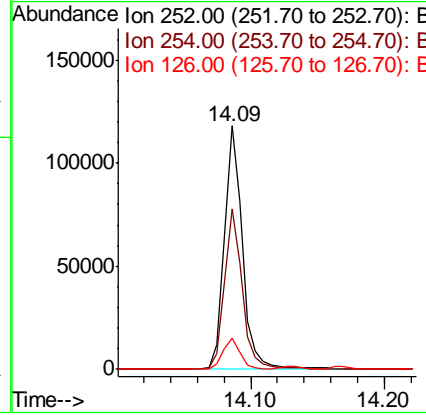
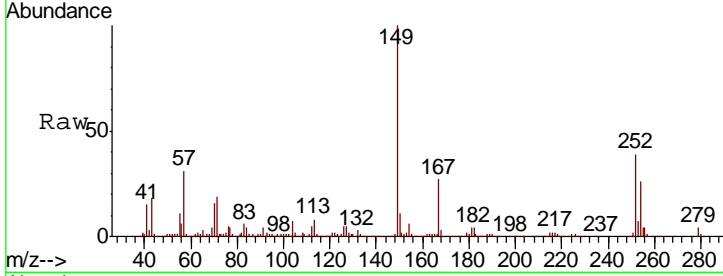




#82
 3,3'-Dichlorobenzidine
 Concen: 46.726 ng
 RT: 14.09 min Scan# 2040
 Delta R.T. -0.00 min
 Lab File: BF110543.D
 Acq: 7 Nov 2018 4:51

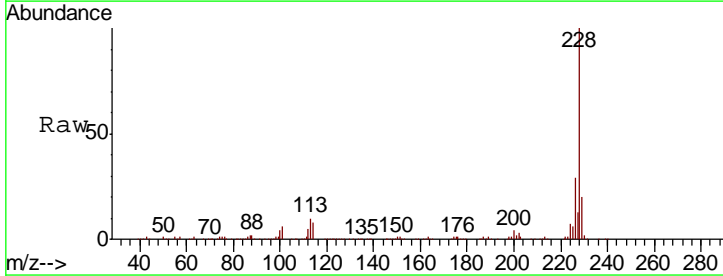
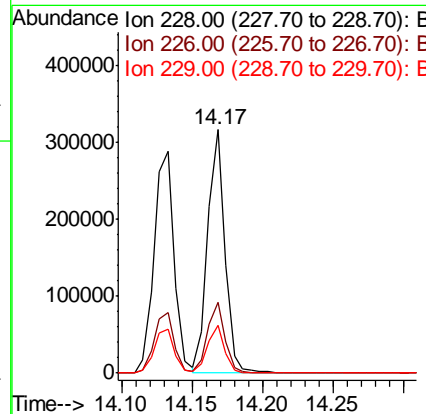
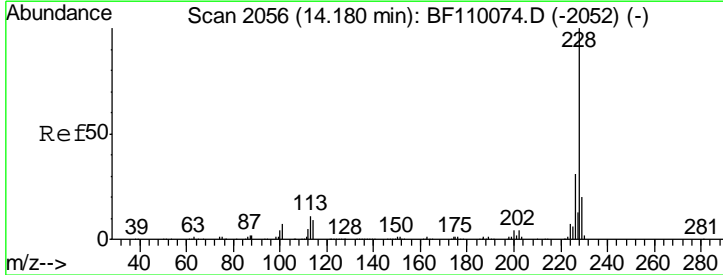
Instrument :
 BNA_F
 ClientSampled :

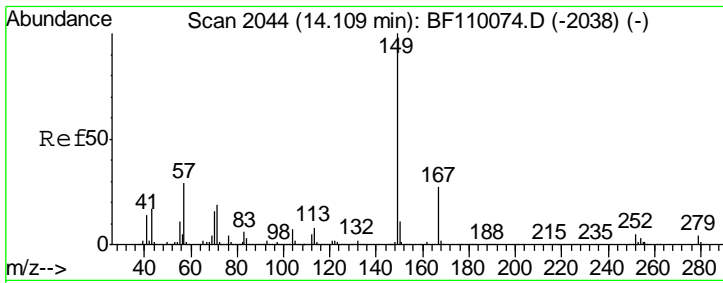
Tgt Ion	Resp	Lower	Upper
252	113898		
254	65.8	51.3	76.9
126	12.8	9.4	14.2



#83
 Chrysene
 Concen: 40.634 ng
 RT: 14.17 min Scan# 2054
 Delta R.T. -0.00 min
 Lab File: BF110543.D
 Acq: 7 Nov 2018 4:51

Tgt Ion	Resp	Lower	Upper
228	270171		
226	29.2	24.7	37.1
229	19.7	15.9	23.9

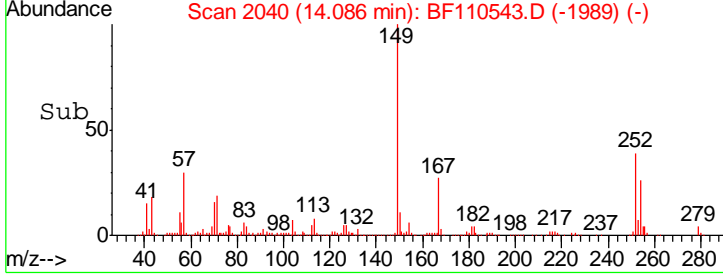
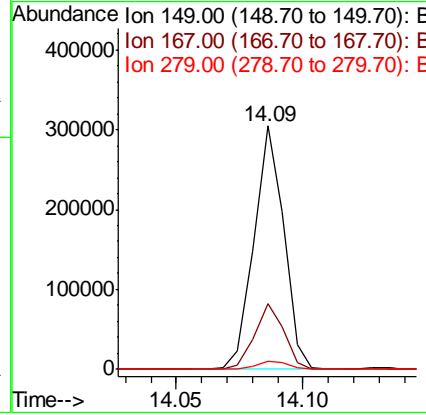
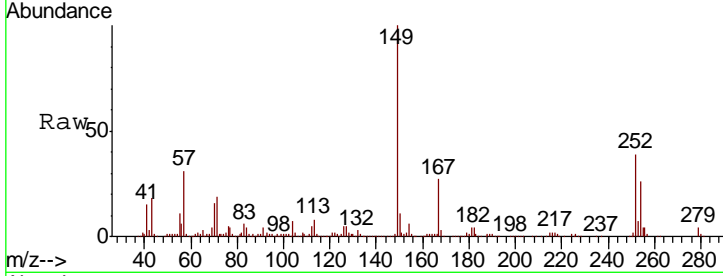




#84
 Bis(2-ethylhexyl)phthalate
 Concen: 50.452 ng
 RT: 14.09 min Scan# 2040
 Delta R.T. -0.00 min
 Lab File: BF110543.D
 Acq: 7 Nov 2018 4:51

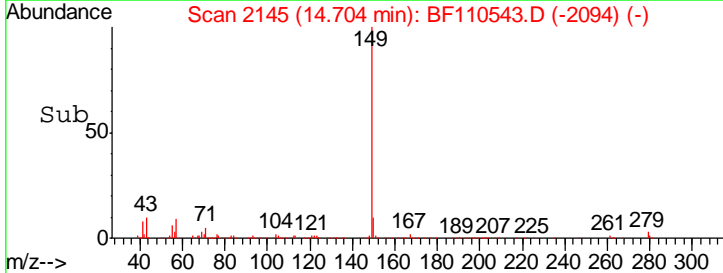
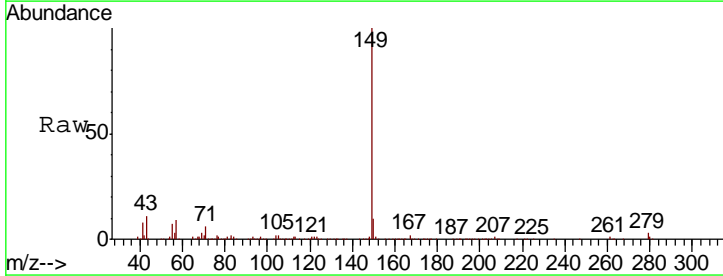
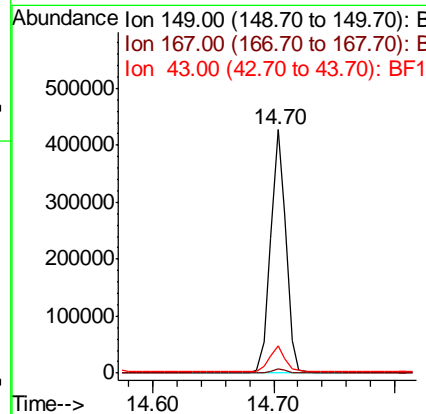
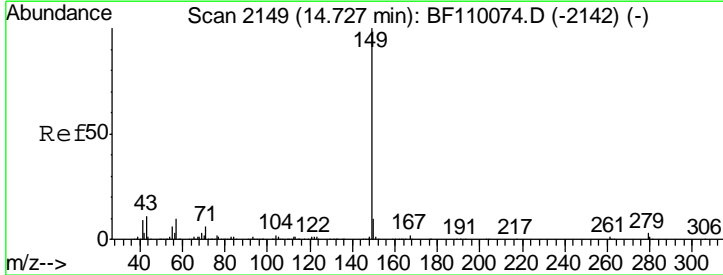
Instrument :
 BNA_F
 ClientSampled :

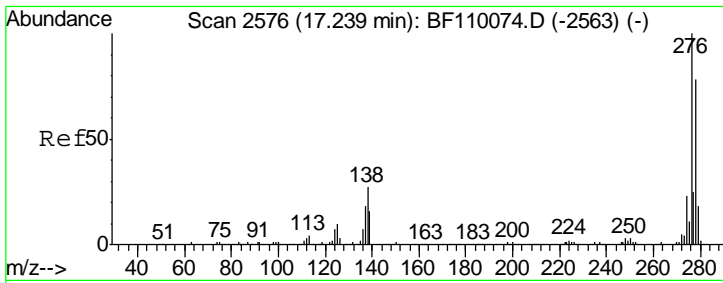
Tgt Ion	Resp	Lower	Upper
149	100		
167	26.9	19.8	29.8
279	3.6	2.7	4.1



#85
 Di-n-octyl phthalate
 Concen: 48.909 ng
 RT: 14.70 min Scan# 2145
 Delta R.T. -0.00 min
 Lab File: BF110543.D
 Acq: 7 Nov 2018 4:51

Tgt Ion	Resp	Lower	Upper
149	100		
167	1.8	1.1	1.7#
43	10.6	7.8	11.8

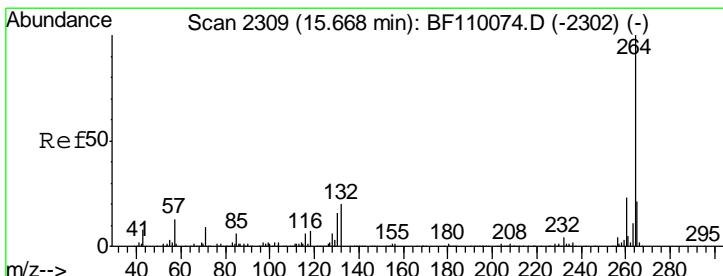
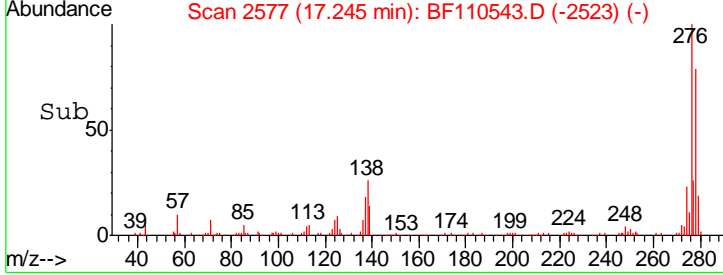
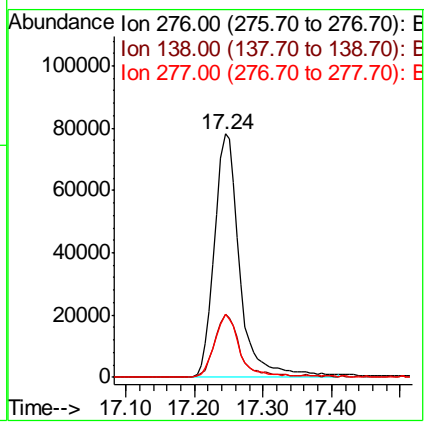
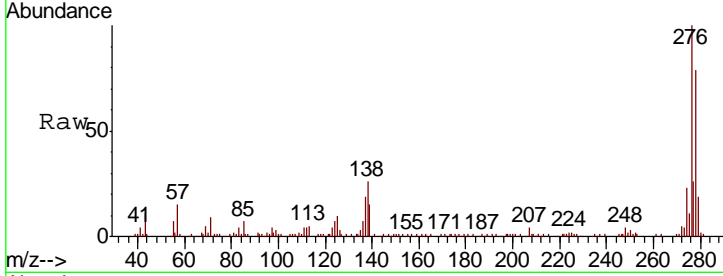




#86
 Indeno(1,2,3-cd)pyrene
 Concen: 36.501 ng
 RT: 17.24 min Scan# 2577
 Delta R.T. 0.02 min
 Lab File: BF110543.D
 Acq: 7 Nov 2018 4:51

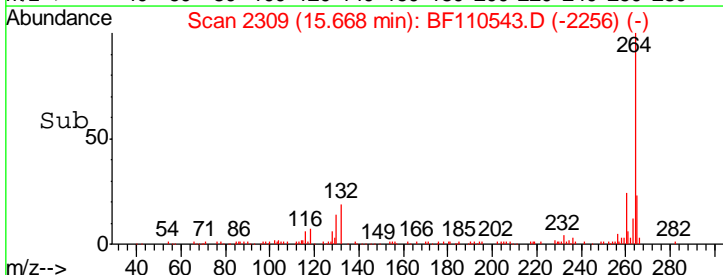
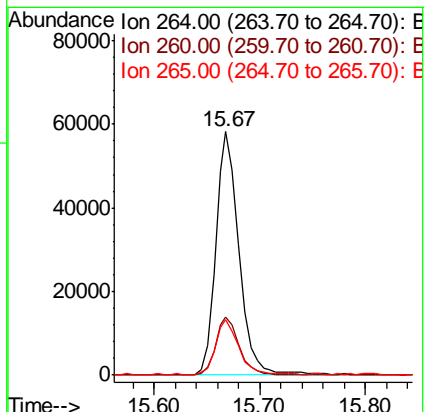
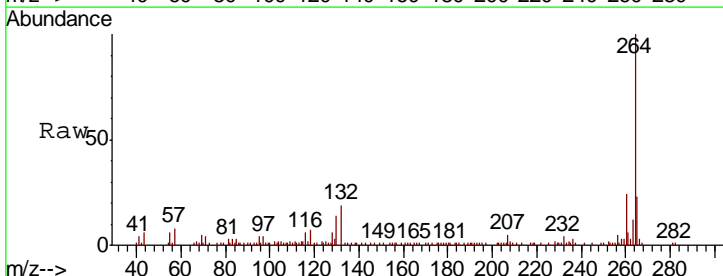
Instrument :
 BNA_F
 ClientSampled :

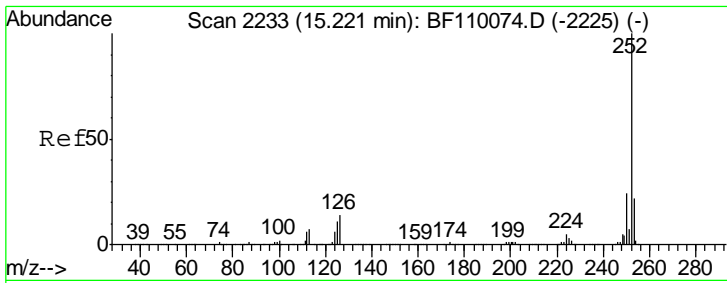
Tgt Ion	Resp	Lower	Upper
276	201335		
138	25.9	18.5	27.7
277	25.0	20.0	30.0



#87
 Perylene-d12
 Concen: 20.000 ng
 RT: 15.67 min Scan# 2309
 Delta R.T. 0.01 min
 Lab File: BF110543.D
 Acq: 7 Nov 2018 4:51

Tgt Ion	Resp	Lower	Upper
264	89541		
260	23.7	18.7	28.1
265	23.0	16.7	25.1

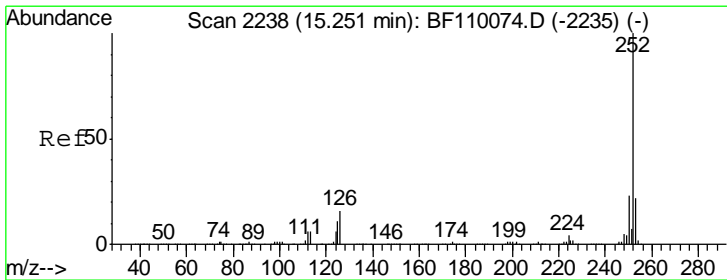
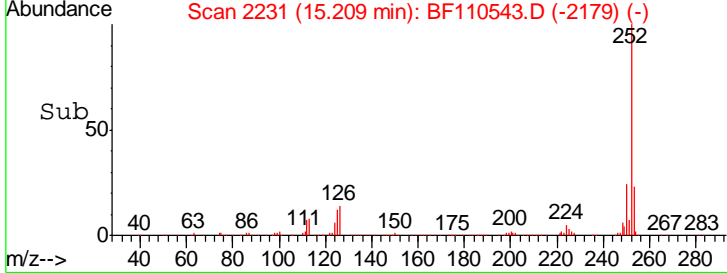
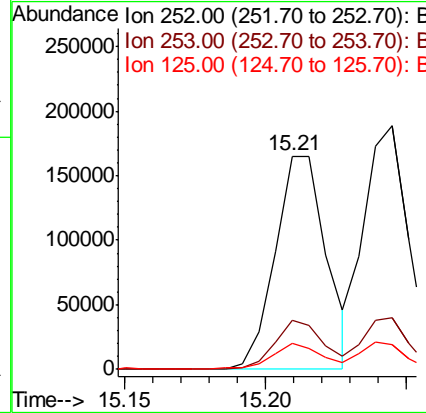
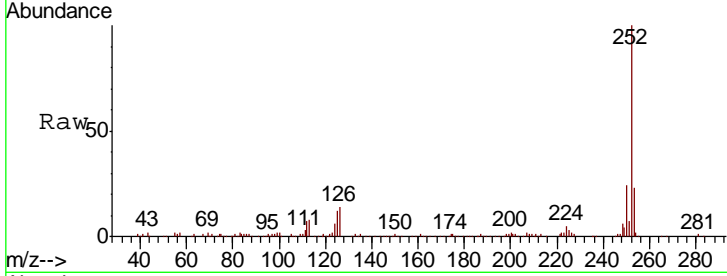




#88
 Benzo(b)fluoranthene
 Concen: 40.260 ng
 RT: 15.21 min Scan# 2231
 Delta R.T. 0.01 min
 Lab File: BF110543.D
 Acq: 7 Nov 2018 4:51

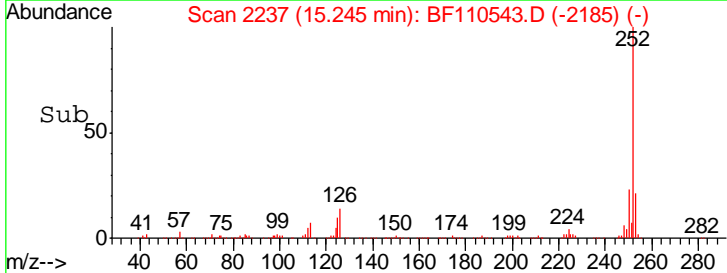
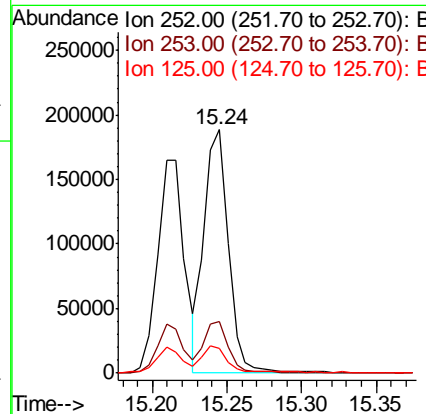
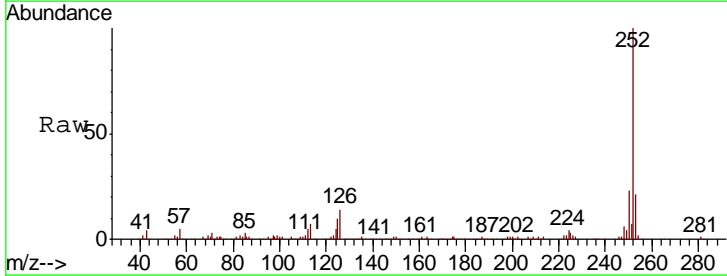
Instrument :
 BNA_F
 ClientSampled :

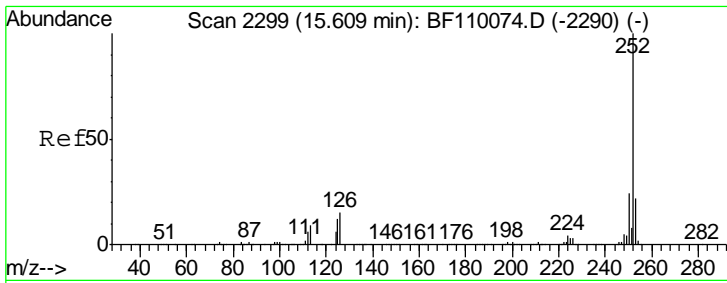
Tgt Ion	Resp	Lower	Upper
252	100		
253	22.9	17.2	25.8
125	12.1	8.2	12.4



#89
 Benzo(k)fluoranthene
 Concen: 41.561 ng
 RT: 15.24 min Scan# 2237
 Delta R.T. 0.01 min
 Lab File: BF110543.D
 Acq: 7 Nov 2018 4:51

Tgt Ion	Resp	Lower	Upper
252	100		
253	21.3	17.2	25.8
125	10.2	7.4	11.0

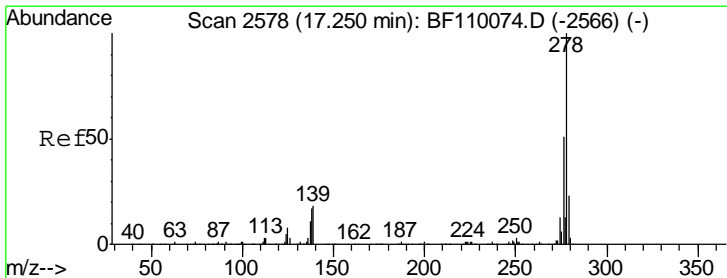
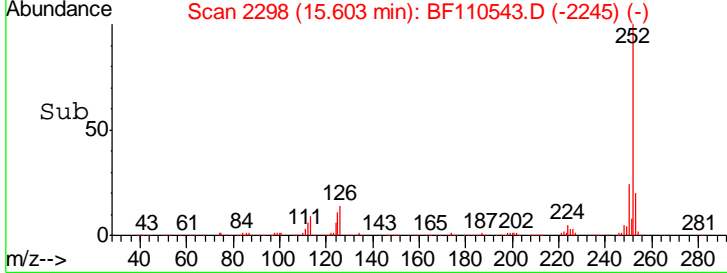
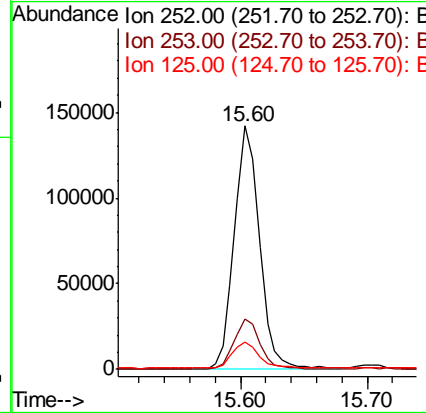
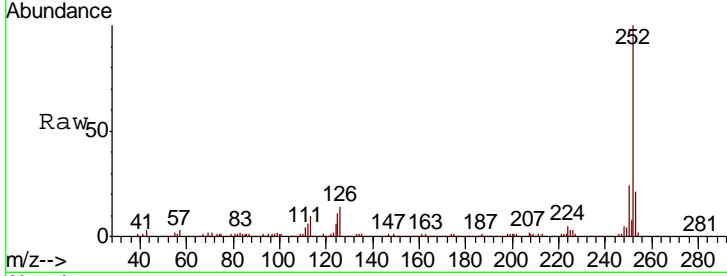




#90
 Benzo(a)pyrene
 Concen: 41.330 ng
 RT: 15.60 min Scan# 2298
 Delta R.T. 0.01 min
 Lab File: BF110543.D
 Acq: 7 Nov 2018 4:51

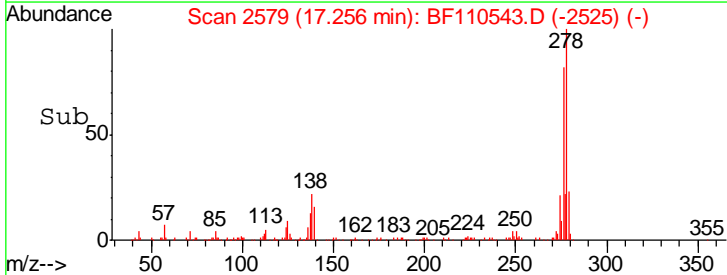
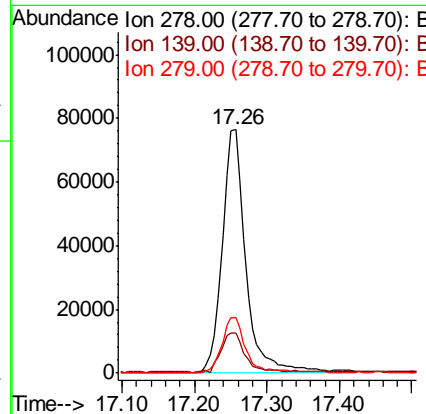
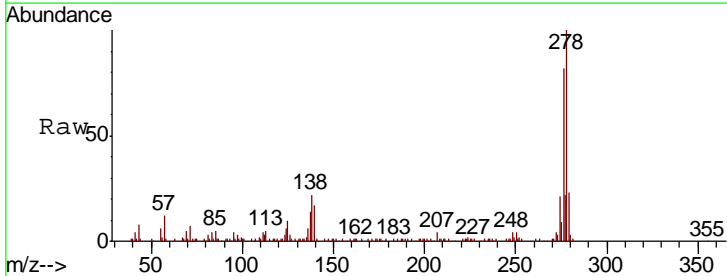
Instrument :
 BNA_F
 ClientSampled :

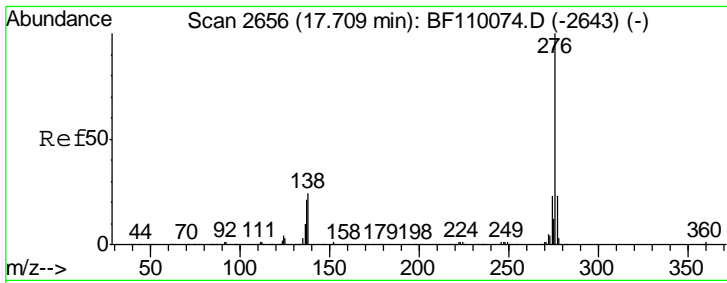
Tgt Ion	Resp	Lower	Upper
252	196643		
253	20.6	18.2	27.4
125	11.3	9.0	13.6



#91
 Dibenzo(a,h)anthracene
 Concen: 42.460 ng
 RT: 17.26 min Scan# 2579
 Delta R.T. 0.02 min
 Lab File: BF110543.D
 Acq: 7 Nov 2018 4:51

Tgt Ion	Resp	Lower	Upper
278	174313		
139	16.5	12.7	19.1
279	22.8	19.0	28.4





#92
 Benzo(a,h,i)perylene
 Concen: 39.784 ng
 RT: 17.73 min Scan# 2659
 Delta R.T. 0.02 min
 Lab File: BF110543.D
 Acq: 7 Nov 2018 4:51

Instrument :
 BNA_F
 ClientSampleId :

Tot Ion	Resp	Lower	Upper
276	160944		
277	23.9	18.8	28.2
138	20.9	16.0	24.0

