

Data Path : Z:\svoasrv\HPCHEM1\BNA_F\Data\BF111125\
 Data File : BF144217.D
 Acq On : 11 Nov 2025 22:27
 Operator : RC/JU
 Sample : Q3581-05
 Misc :
 ALS Vial : 12 Sample Multiplier: 1

Instrument :
 BNA_F
 ClientSampleId :
 VNJ-240

Quant Time: Nov 12 03:46:57 2025
 Quant Method : Z:\svoasrv\HPCHEM1\BNA_F\Methods\8270-BF110525.M
 Quant Title : ASP BNA STANDARDS FOR 5 POINT CALIBRATION
 QLast Update : Wed Nov 05 18:37:33 2025
 Response via : Initial Calibration

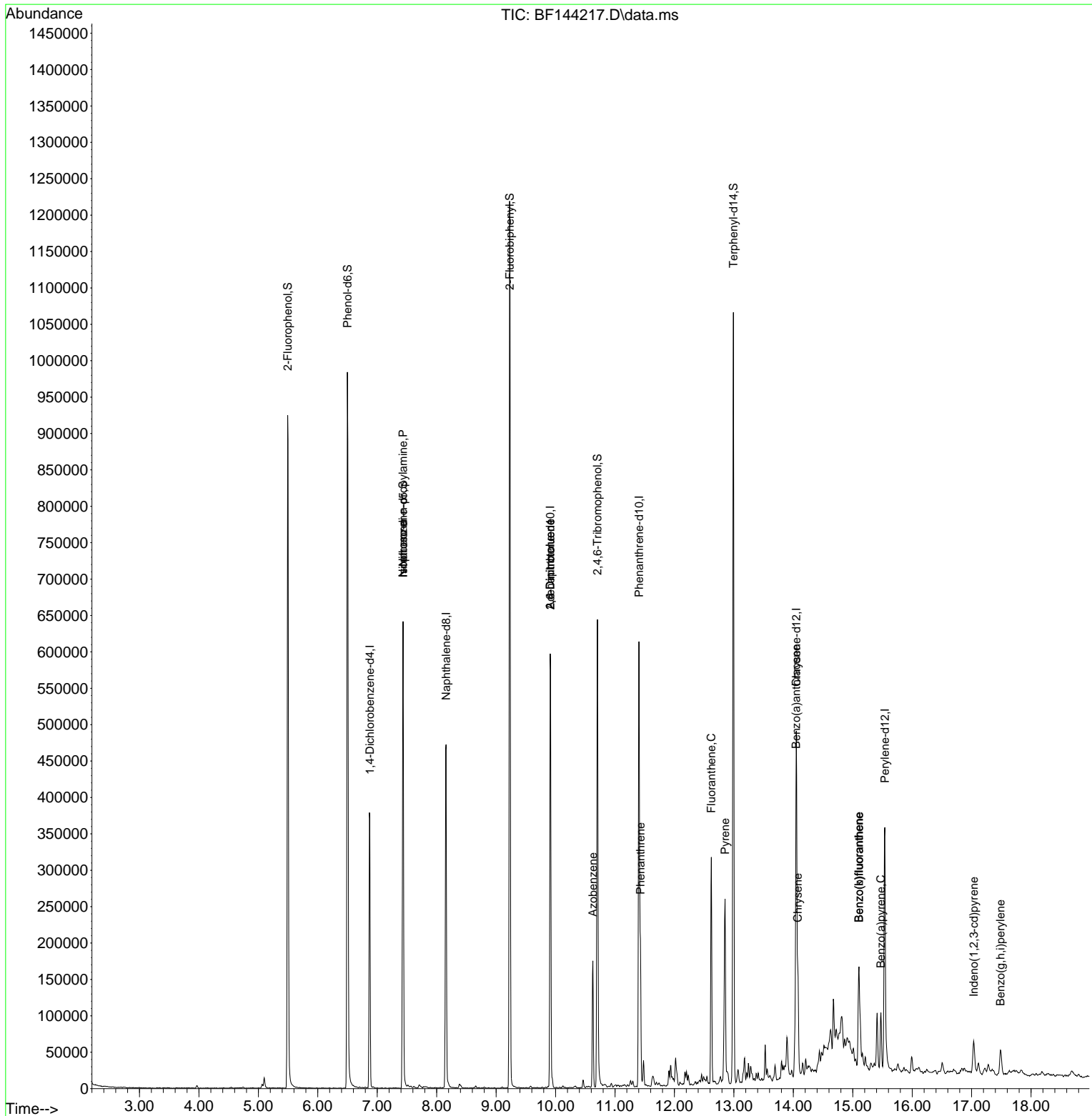
Compound	R.T.	QIon	Response	Conc	Units	Dev(Min)
Internal Standards						
1) 1,4-Dichlorobenzene-d4	6.875	152	82239	20.000	ng	0.00
21) Naphthalene-d8	8.157	136	320494	20.000	ng	0.00
39) Acenaphthene-d10	9.910	164	188432	20.000	ng	0.00
64) Phenanthrene-d10	11.404	188	329848	20.000	ng	0.00
76) Chrysene-d12	14.051	240	199878	20.000	ng	0.00
86) Perylene-d12	15.539	264	218860	20.000	ng	0.00
System Monitoring Compounds						
5) 2-Fluorophenol	5.493	112	364299	69.320	ng	0.00
7) Phenol-d6	6.498	99	426514	71.627	ng	0.00
23) Nitrobenzene-d5	7.434	82	264476	47.660	ng	0.00
42) 2,4,6-Tribromophenol	10.704	330	135855	57.454	ng	0.00
45) 2-Fluorobiphenyl	9.228	172	576468	45.184	ng	0.00
79) Terphenyl-d14	12.992	244	557958	44.340	ng	0.00
Target Compounds						
19) n-Nitroso-di-n-propyla...	7.434	70	38153	9.733	ng	# 81
25) Isophorone	7.434	82	264472	25.196	ng	# 66
51) 2,6-Dinitrotoluene	9.910	165	22994	9.099	ng	# 28
57) 2,4-Dinitrotoluene	9.910	165	22994	6.797	ng	# 29
63) Azobenzene	10.628	77	42589	3.977	ng	# 1
71) Phenanthrene	11.428	178	109298	6.655	ng	98
75) Fluoranthene	12.622	202	185176	10.915	ng	100
78) Pyrene	12.851	202	149075	9.250	ng	99
81) Benzo(a)anthracene	14.045	228	69805	5.039	ng	99
83) Chrysene	14.074	228	81641	6.384	ng	98
87) Indeno(1,2,3-cd)pyrene	17.033	276	37950	2.416	ng	95
88) Benzo(b)fluoranthene	15.104	252	128644	10.339	ng	# 98
89) Benzo(k)fluoranthene	15.104	252	128644	11.046	ng	# 99
90) Benzo(a)pyrene	15.474	252	54068	4.710	ng	# 97
92) Benzo(g,h,i)perylene	17.486	276	35184	2.824	ng	93

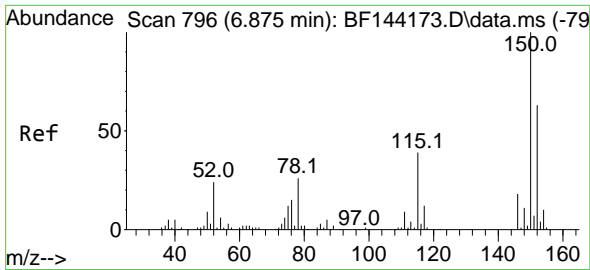
(#) = qualifier out of range (m) = manual integration (+) = signals summed

Data Path : Z:\svoasrv\HPCHEM1\BNA_F\Data\BF111125\
 Data File : BF144217.D
 Acq On : 11 Nov 2025 22:27
 Operator : RC/JU
 Sample : Q3581-05
 Misc :
 ALS Vial : 12 Sample Multiplier: 1

Instrument :
 BNA_F
 ClientSampleId :
 VNJ-240

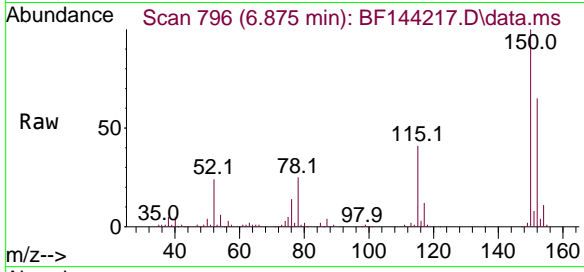
Quant Time: Nov 12 03:46:57 2025
 Quant Method : Z:\svoasrv\HPCHEM1\BNA_F\Methods\8270-BF110525.M
 Quant Title : ASP BNA STANDARDS FOR 5 POINT CALIBRATION
 QLast Update : Wed Nov 05 18:37:33 2025
 Response via : Initial Calibration



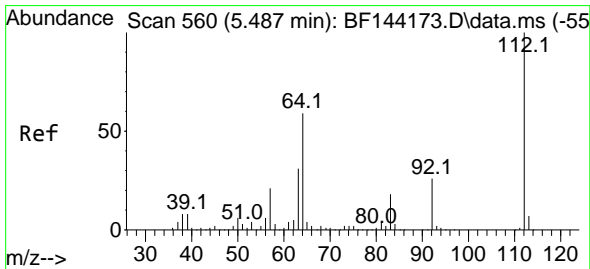
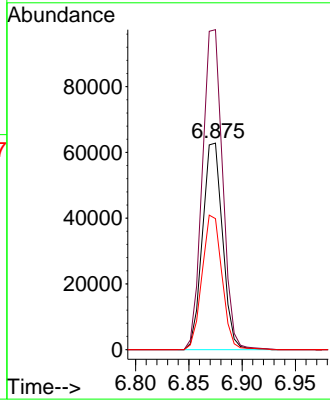
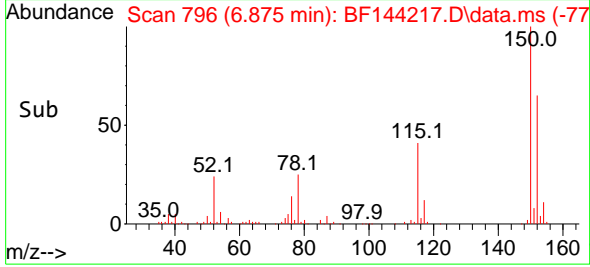


#1
 1,4-Dichlorobenzene-d4
 Concen: 20.000 ng
 RT: 6.875 min Scan# 79
 Delta R.T. -0.000 min
 Lab File: BF144217.D
 Acq: 11 Nov 2025 22:27

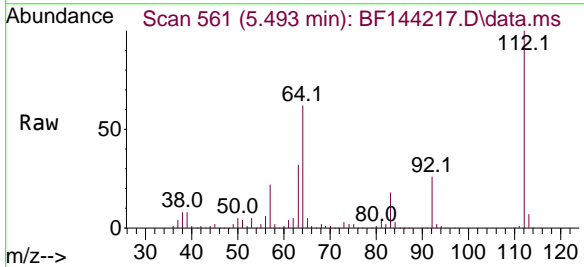
Instrument :
 BNA_F
 ClientSampleId :
 VNJ-240



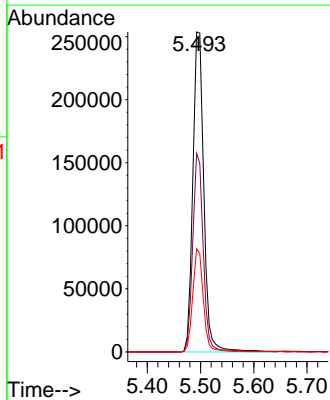
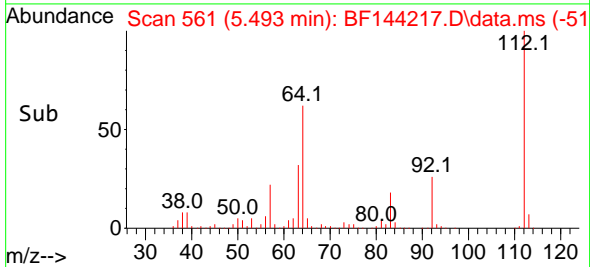
Tgt Ion:152 Resp: 82239
 Ion Ratio Lower Upper
 152 100
 150 154.9 127.4 191.0
 115 63.5 49.5 74.3

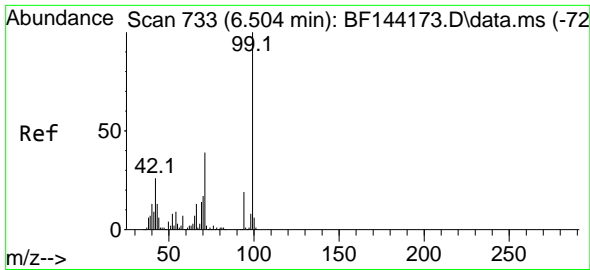


#5
 2-Fluorophenol
 Concen: 69.320 ng
 RT: 5.493 min Scan# 561
 Delta R.T. -0.000 min
 Lab File: BF144217.D
 Acq: 11 Nov 2025 22:27



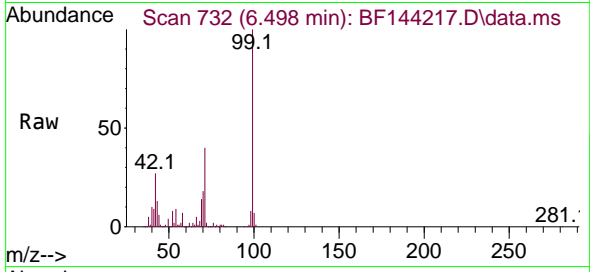
Tgt Ion:112 Resp: 364299
 Ion Ratio Lower Upper
 112 100
 64 62.0 47.2 70.8
 63 32.2 24.4 36.6



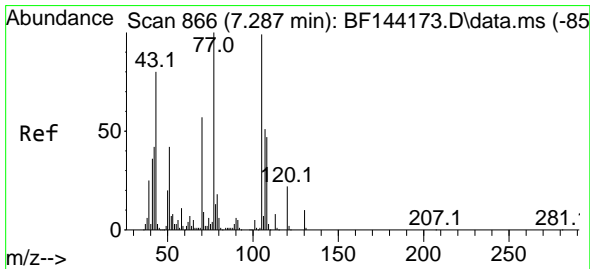
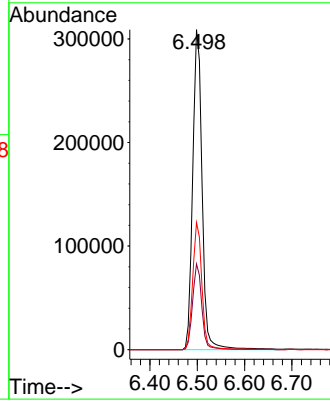
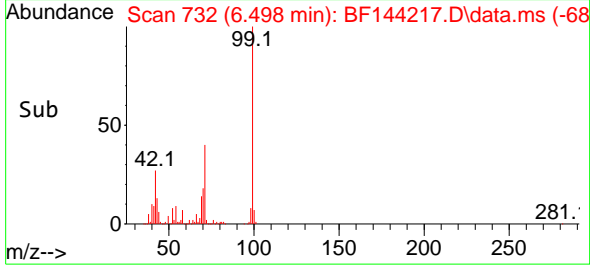


#7
 Phenol-d6
 Concen: 71.627 ng
 RT: 6.498 min Scan# 714
 Delta R.T. -0.000 min
 Lab File: BF144217.D
 Acq: 11 Nov 2025 22:27

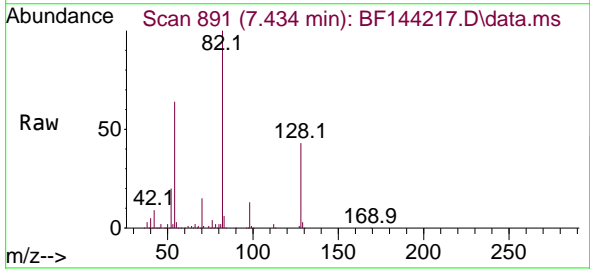
Instrument :
 BNA_F
 ClientSampleId :
 VNJ-240



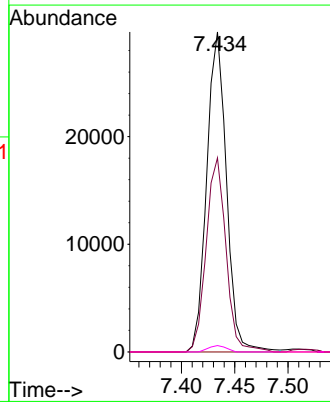
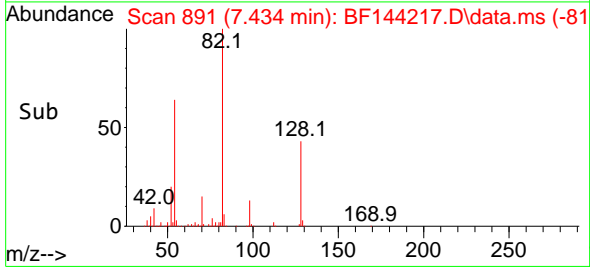
Tgt Ion: 99 Resp: 426514
 Ion Ratio Lower Upper
 99 100
 42 26.8 20.9 31.3
 71 39.7 31.4 47.2

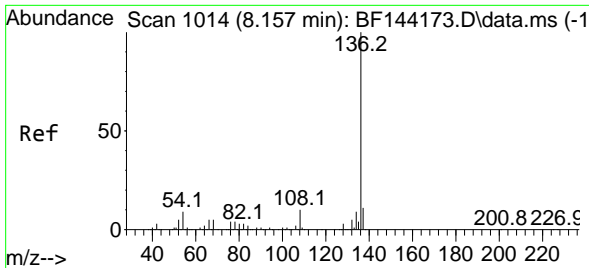


#19
 n-Nitroso-di-n-propylamine
 Concen: 9.733 ng
 RT: 7.434 min Scan# 891
 Delta R.T. 0.159 min
 Lab File: BF144217.D
 Acq: 11 Nov 2025 22:27



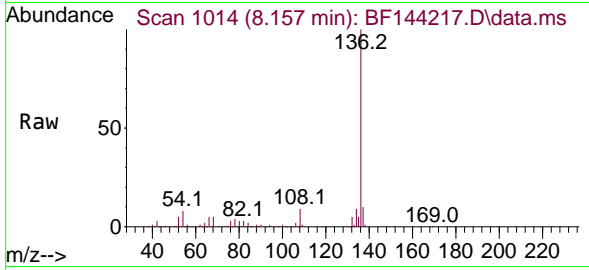
Tgt Ion: 70 Resp: 38153
 Ion Ratio Lower Upper
 70 100
 42 60.6 58.3 87.5
 101 0.0 7.0 10.6#
 130 2.0 14.4 21.6#



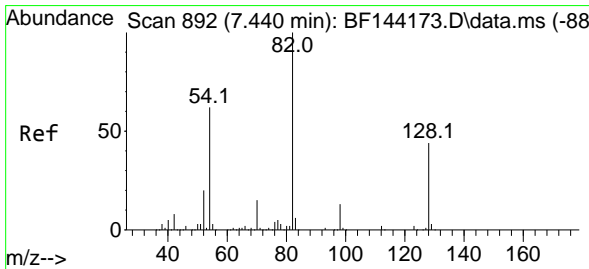
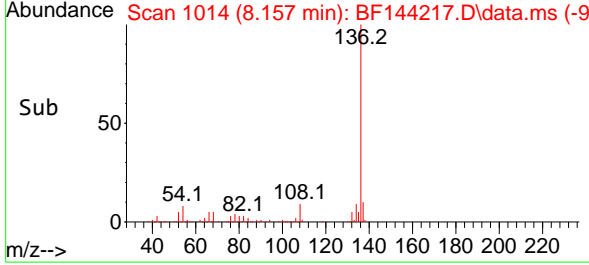
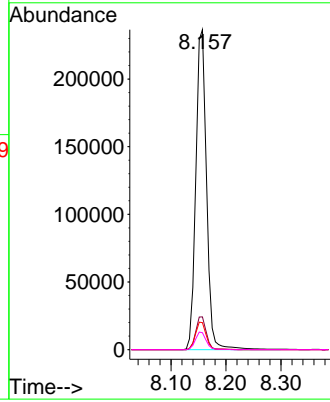


#21
 Naphthalene-d8
 Concen: 20.000 ng
 RT: 8.157 min Scan# 1014
 Delta R.T. -0.000 min
 Lab File: BF144217.D
 Acq: 11 Nov 2025 22:27

Instrument :
 BNA_F
 ClientSampleId :
 VNJ-240

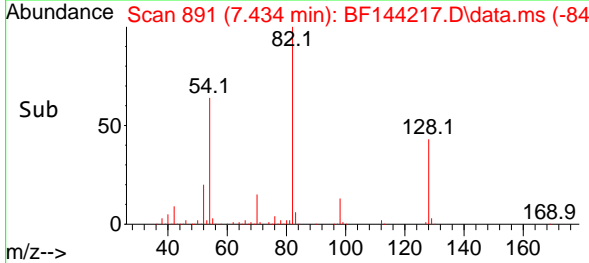
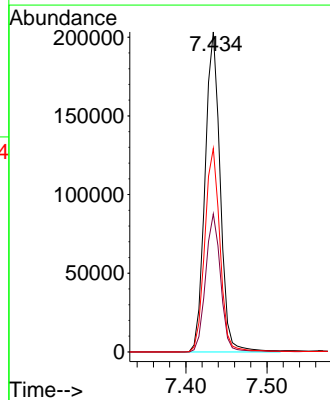
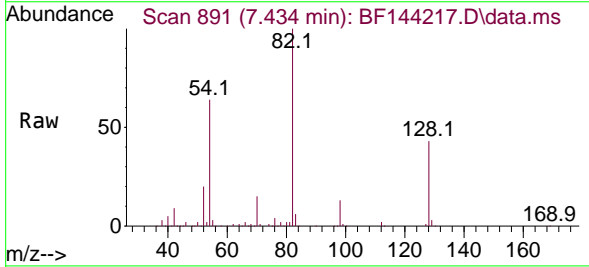


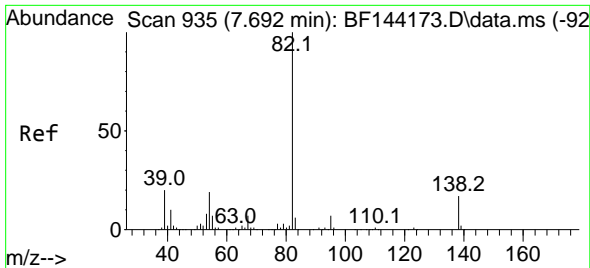
Tgt Ion:136 Resp: 320494
 Ion Ratio Lower Upper
 136 100
 137 10.2 8.6 13.0
 54 8.4 7.0 10.6
 68 5.3 4.3 6.5



#23
 Nitrobenzene-d5
 Concen: 47.660 ng
 RT: 7.434 min Scan# 891
 Delta R.T. -0.000 min
 Lab File: BF144217.D
 Acq: 11 Nov 2025 22:27

Tgt Ion: 82 Resp: 264476
 Ion Ratio Lower Upper
 82 100
 128 43.1 34.7 52.1
 54 63.6 49.5 74.3

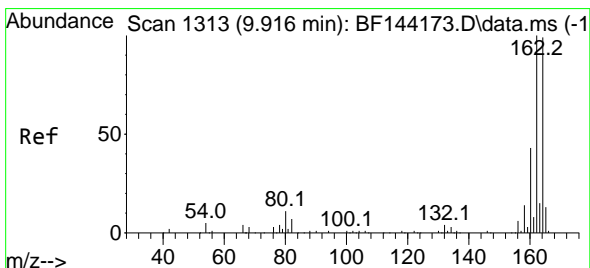
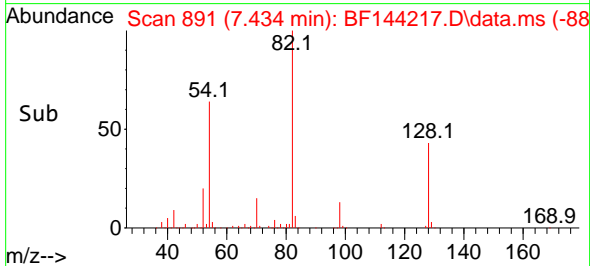
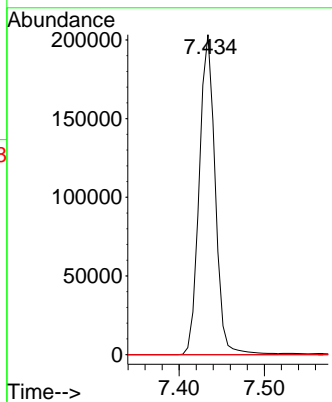
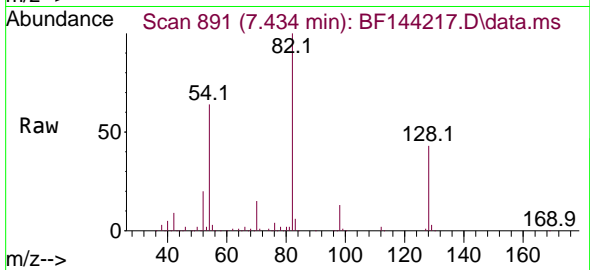




#25
 Isophorone
 Concen: 25.196 ng
 RT: 7.434 min Scan# 89
 Delta R.T. -0.253 min
 Lab File: BF144217.D
 Acq: 11 Nov 2025 22:27

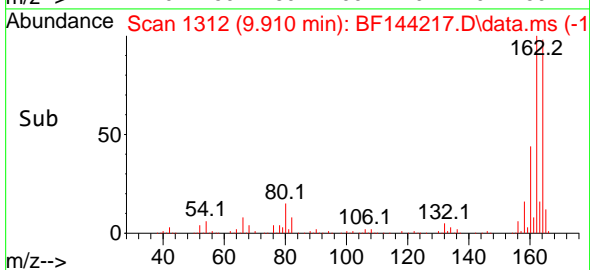
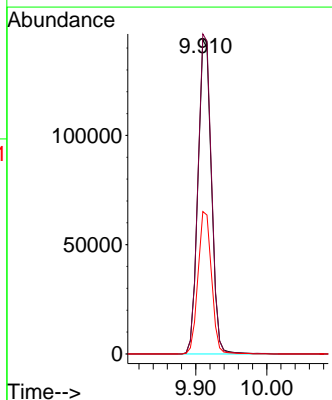
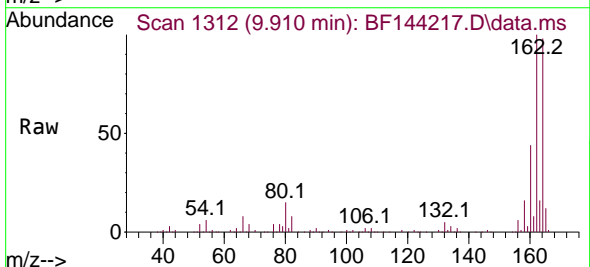
Instrument :
 BNA_F
 Client Sample Id :
 VNJ-240

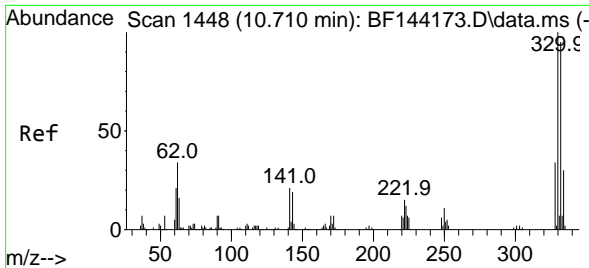
Tgt Ion: 82 Resp: 264472
 Ion Ratio Lower Upper
 82 100
 95 0.0 5.5 8.3#
 138 0.0 13.7 20.5#



#39
 Acenaphthene-d10
 Concen: 20.000 ng
 RT: 9.910 min Scan# 1312
 Delta R.T. -0.006 min
 Lab File: BF144217.D
 Acq: 11 Nov 2025 22:27

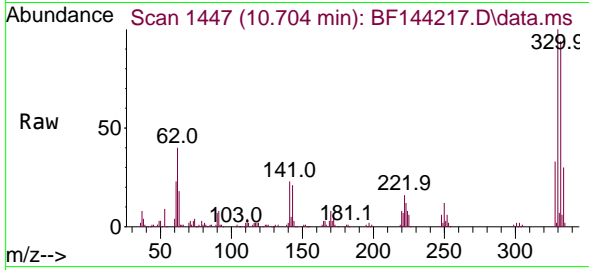
Tgt Ion: 164 Resp: 188432
 Ion Ratio Lower Upper
 164 100
 162 101.8 81.1 121.7
 160 45.3 34.5 51.7



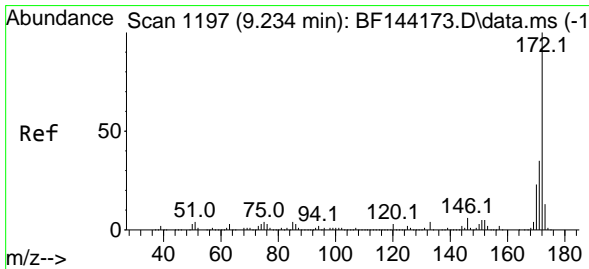
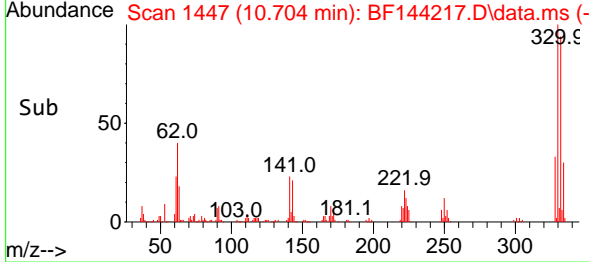
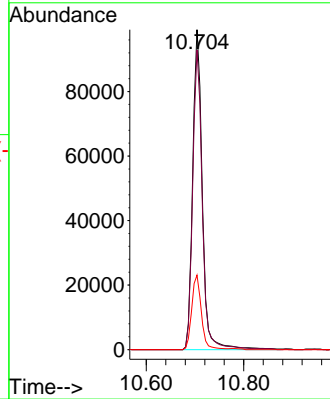


#42
 2,4,6-Tribromophenol
 Concen: 57.454 ng
 RT: 10.704 min Scan# 1447
 Delta R.T. -0.000 min
 Lab File: BF144217.D
 Acq: 11 Nov 2025 22:27

Instrument :
 BNA_F
 ClientSampleId :
 VNJ-240

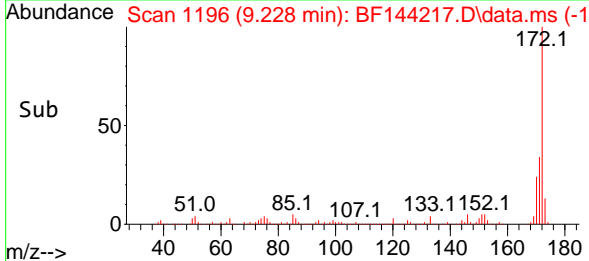
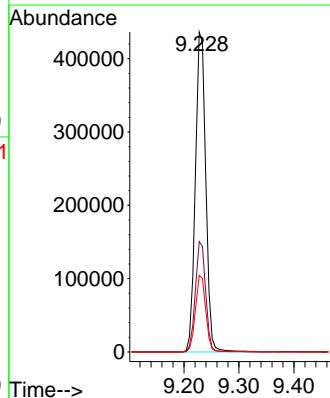
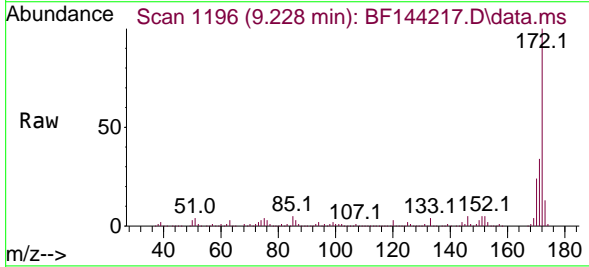


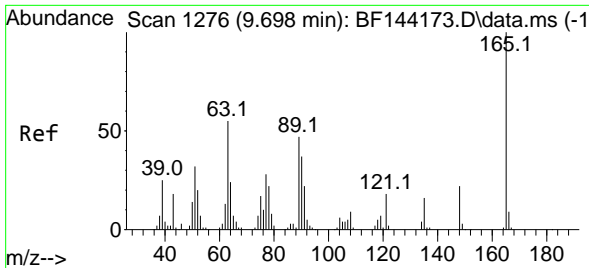
Tgt Ion:330 Resp: 135855
 Ion Ratio Lower Upper
 330 100
 332 92.9 76.7 115.1
 141 23.1 17.8 26.8



#45
 2-Fluorobiphenyl
 Concen: 45.184 ng
 RT: 9.228 min Scan# 1196
 Delta R.T. -0.000 min
 Lab File: BF144217.D
 Acq: 11 Nov 2025 22:27

Tgt Ion:172 Resp: 576468
 Ion Ratio Lower Upper
 172 100
 171 34.5 28.1 42.1
 170 23.9 18.6 28.0



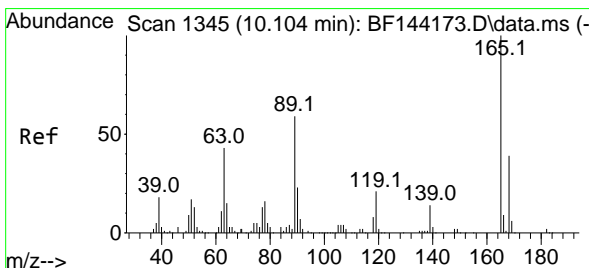
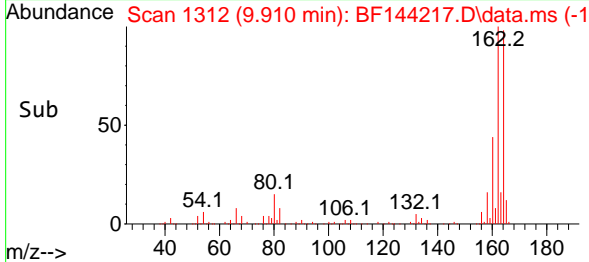
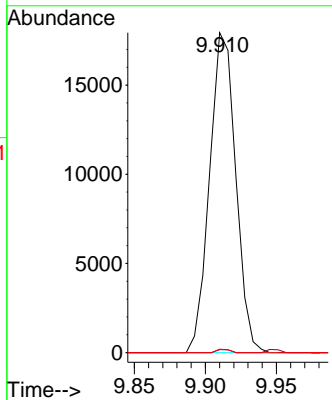
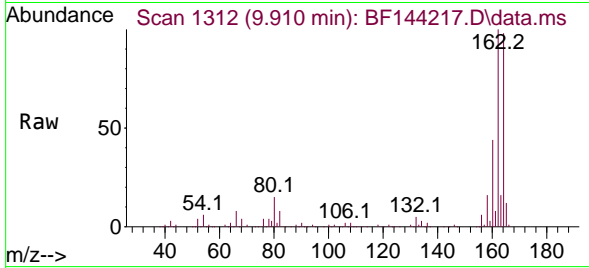


#51
 2,6-Dinitrotoluene
 Concen: 9.099 ng
 RT: 9.910 min Scan# 1312
 Delta R.T. 0.218 min
 Lab File: BF144217.D
 Acq: 11 Nov 2025 22:27

Instrument :
 BNA_F
 ClientSampleId :
 VNJ-240

Tgt Ion:165 Resp: 22994

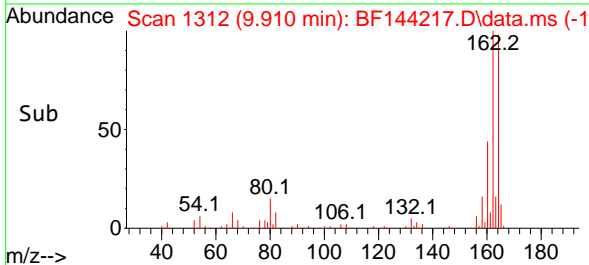
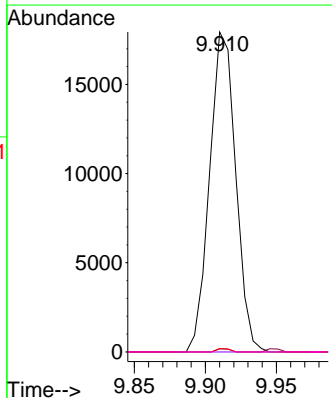
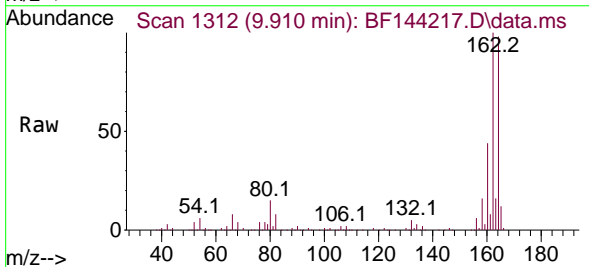
Ion	Ratio	Lower	Upper
165	100		
63	0.9	43.8	65.8#
89	1.1	37.5	56.3#

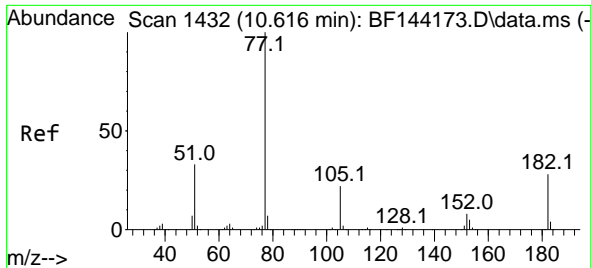


#57
 2,4-Dinitrotoluene
 Concen: 6.797 ng
 RT: 9.910 min Scan# 1312
 Delta R.T. -0.188 min
 Lab File: BF144217.D
 Acq: 11 Nov 2025 22:27

Tgt Ion:165 Resp: 22994

Ion	Ratio	Lower	Upper
165	100		
63	0.9	35.5	53.3#
89	1.1	47.4	71.2#
182	0.0	1.9	2.9#



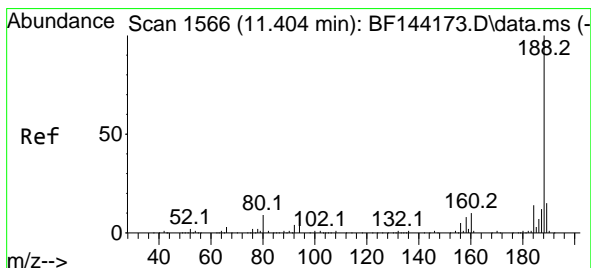
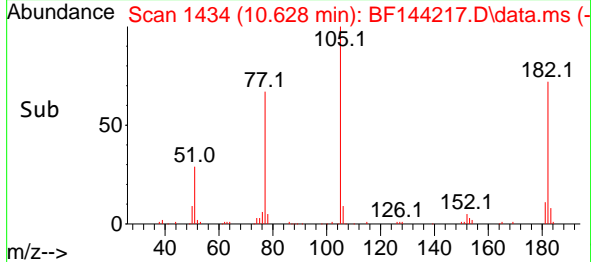
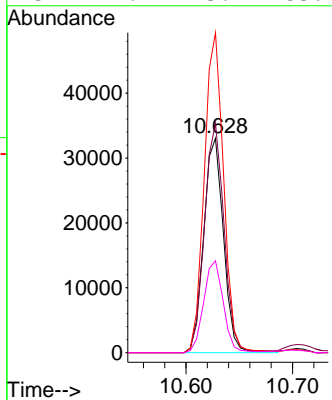
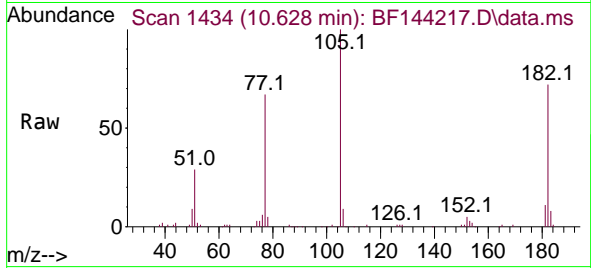


#63
 Azobenzene
 Concen: 3.977 ng
 RT: 10.628 min Scan# 14
 Delta R.T. 0.012 min
 Lab File: BF144217.D
 Acq: 11 Nov 2025 22:27

Instrument :
 BNA_F
 ClientSampleId :
 VNJ-240

Tgt Ion: 77 Resp: 42589

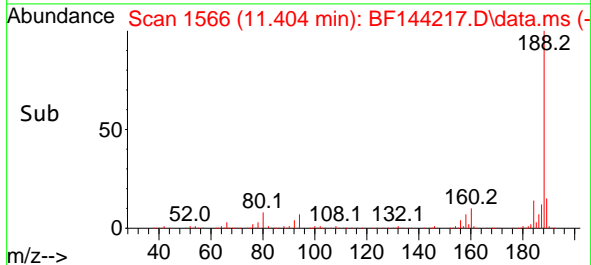
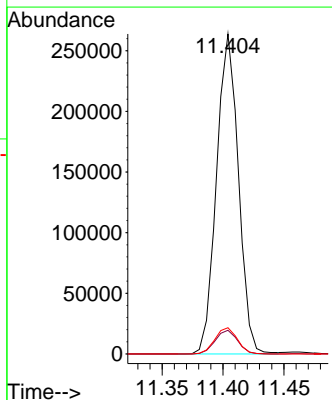
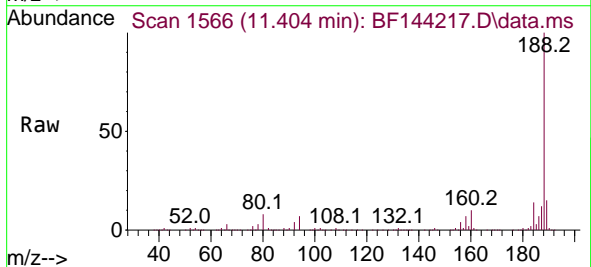
Ion	Ratio	Lower	Upper
77	100		
182	106.9	8.1	48.1#
105	149.3	2.0	42.0#
51	42.9	13.9	53.9

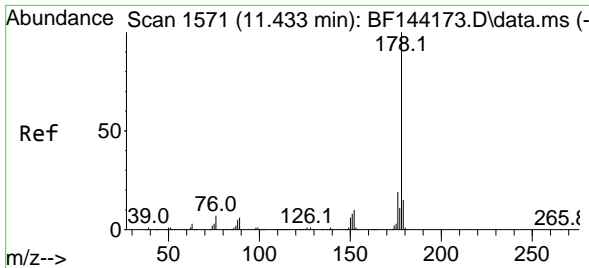


#64
 Phenanthrene-d10
 Concen: 20.000 ng
 RT: 11.404 min Scan# 1566
 Delta R.T. -0.000 min
 Lab File: BF144217.D
 Acq: 11 Nov 2025 22:27

Tgt Ion: 188 Resp: 329848

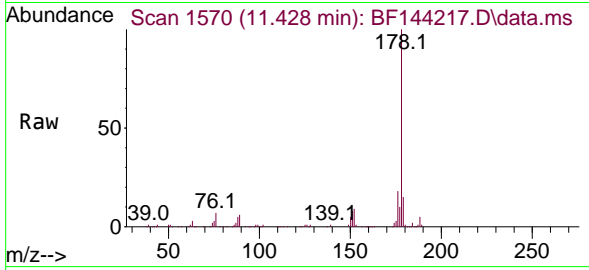
Ion	Ratio	Lower	Upper
188	100		
94	7.4	6.2	9.2
80	8.2	6.9	10.3



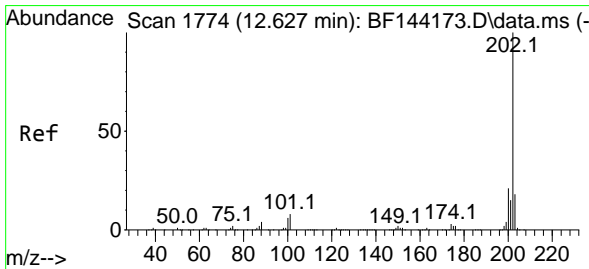
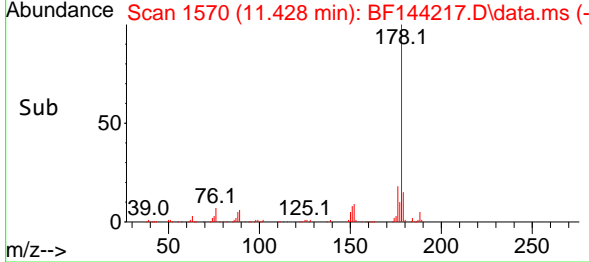
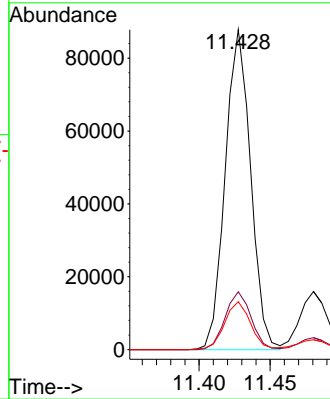


#71
 Phenanthrene
 Concen: 6.655 ng
 RT: 11.428 min Scan# 11
 Delta R.T. -0.000 min
 Lab File: BF144217.D
 Acq: 11 Nov 2025 22:27

Instrument :
 BNA_F
 ClientSampleId :
 VNJ-240

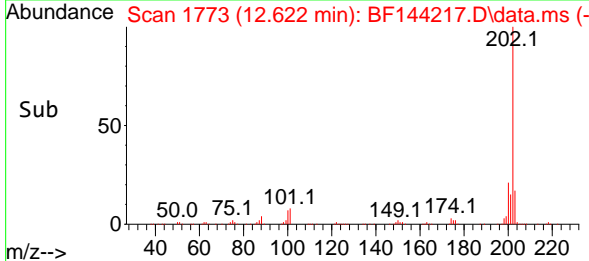
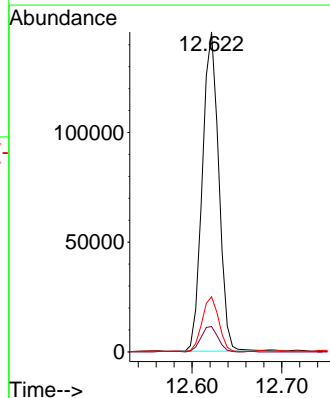
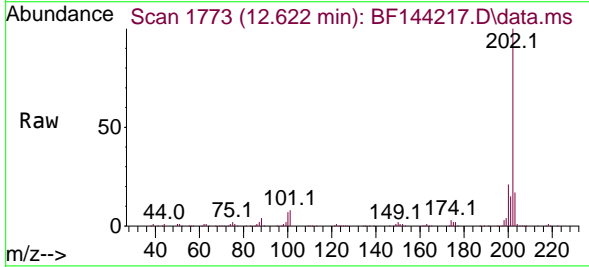


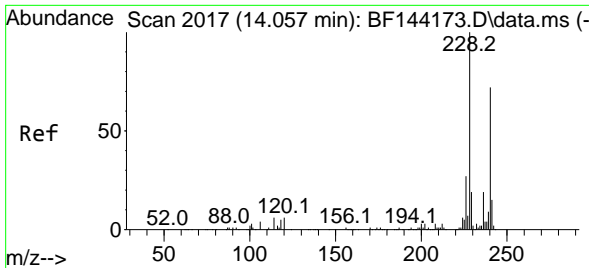
Tgt Ion:178 Resp: 109298
 Ion Ratio Lower Upper
 178 100
 176 18.1 15.5 23.3
 179 15.0 12.2 18.4



#75
 Fluoranthene
 Concen: 10.915 ng
 RT: 12.622 min Scan# 1773
 Delta R.T. -0.000 min
 Lab File: BF144217.D
 Acq: 11 Nov 2025 22:27

Tgt Ion:202 Resp: 185176
 Ion Ratio Lower Upper
 202 100
 101 7.9 0.0 27.9
 203 17.2 0.0 37.5



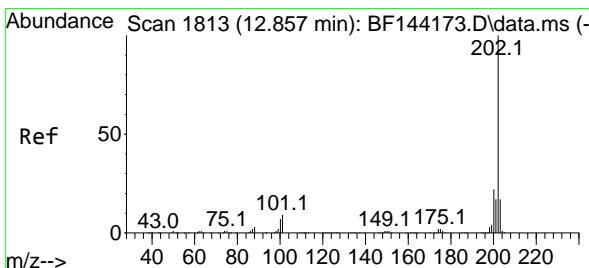
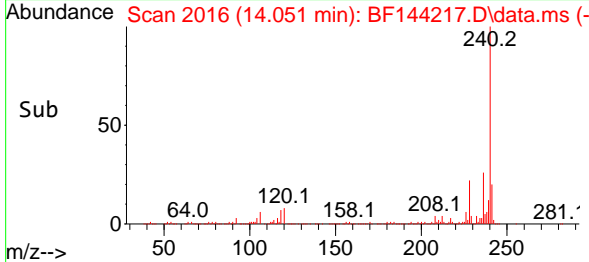
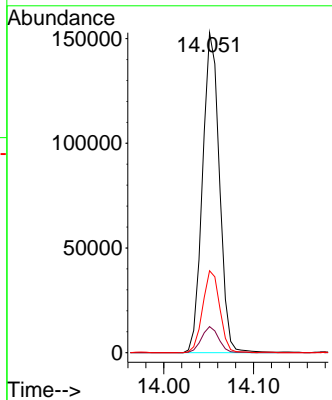
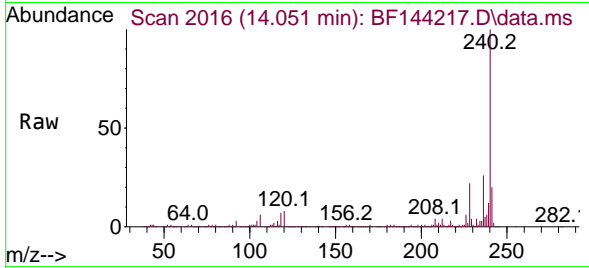


#76
 Chrysene-d12
 Concen: 20.000 ng
 RT: 14.051 min Scan# 20
 Delta R.T. -0.000 min
 Lab File: BF144217.D
 Acq: 11 Nov 2025 22:27

Instrument :
 BNA_F
 ClientSampleId :
 VNJ-240

Tgt Ion:240 Resp: 199878

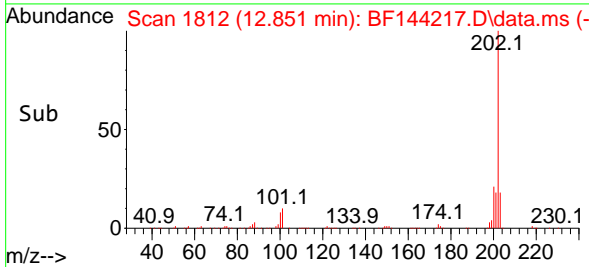
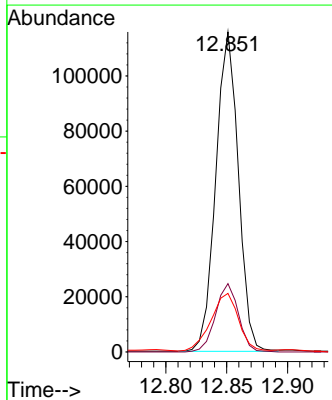
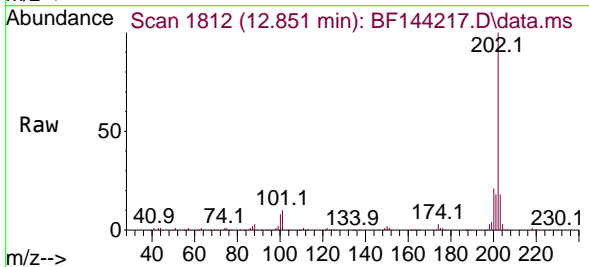
Ion	Ratio	Lower	Upper
240	100		
120	8.1	6.6	10.0
236	25.6	21.4	32.2

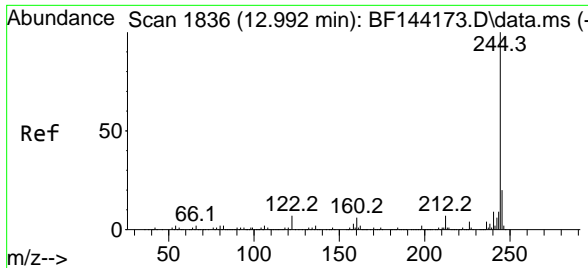


#78
 Pyrene
 Concen: 9.250 ng
 RT: 12.851 min Scan# 1812
 Delta R.T. -0.000 min
 Lab File: BF144217.D
 Acq: 11 Nov 2025 22:27

Tgt Ion:202 Resp: 149075

Ion	Ratio	Lower	Upper
202	100		
200	21.3	17.2	25.8
203	18.3	13.7	20.5



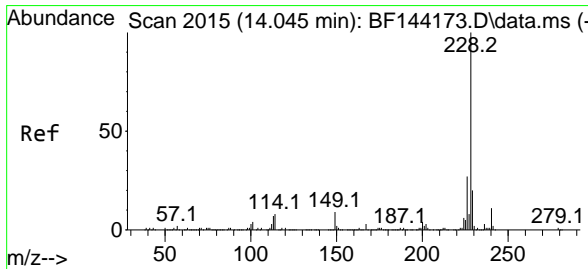
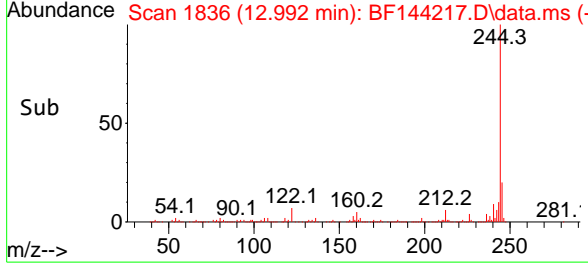
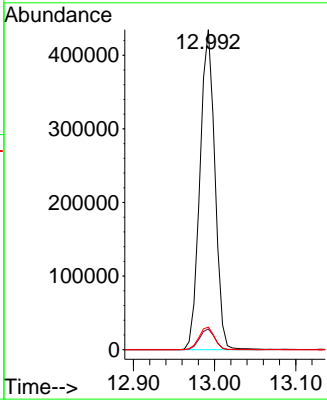
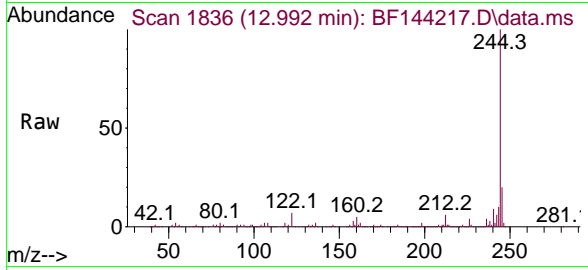


#79
 Terphenyl-d14
 Concen: 44.340 ng
 RT: 12.992 min Scan# 1836
 Delta R.T. -0.000 min
 Lab File: BF144217.D
 Acq: 11 Nov 2025 22:27

Instrument : BNA_F
 ClientSampleId : VNJ-240

Tgt Ion:244 Resp: 557958

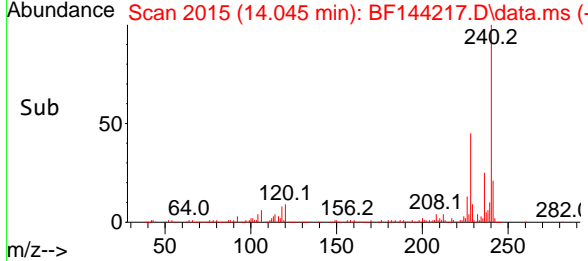
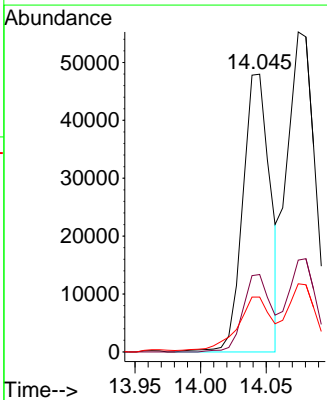
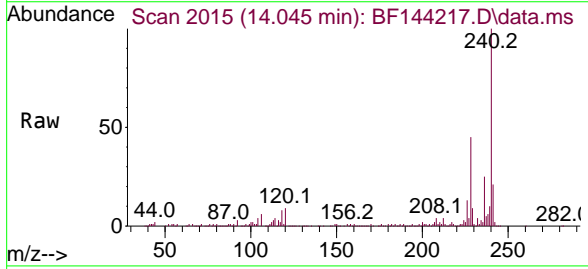
Ion	Ratio	Lower	Upper
244	100		
212	6.4	5.3	7.9
122	7.0	5.6	8.4

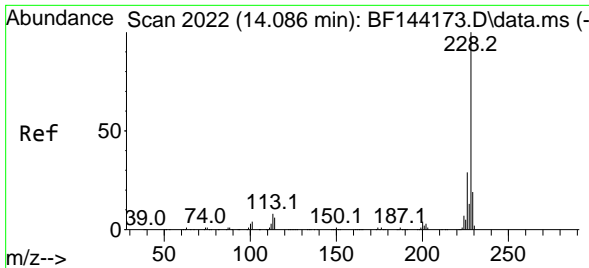


#81
 Benzo(a)anthracene
 Concen: 5.039 ng
 RT: 14.045 min Scan# 2015
 Delta R.T. 0.000 min
 Lab File: BF144217.D
 Acq: 11 Nov 2025 22:27

Tgt Ion:228 Resp: 69805

Ion	Ratio	Lower	Upper
228	100		
226	27.9	21.8	32.8
229	19.8	15.8	23.6

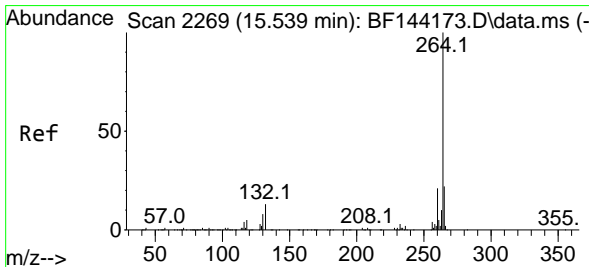
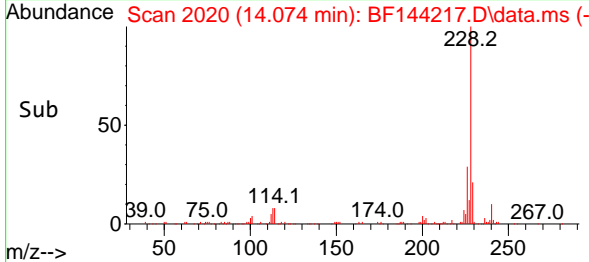
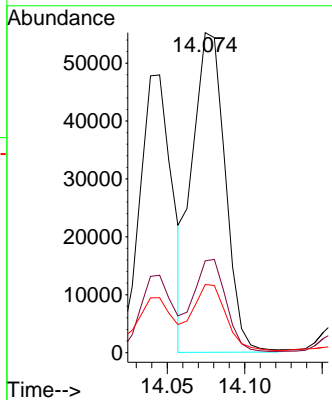
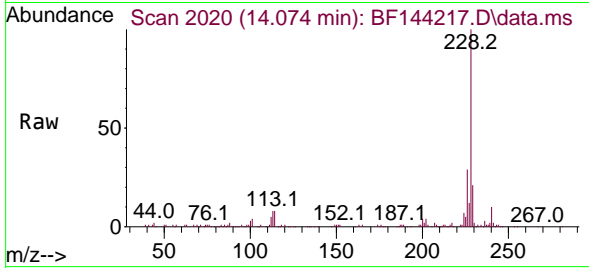




#83
 Chrysene
 Concen: 6.384 ng
 RT: 14.074 min Scan# 2022
 Delta R.T. -0.006 min
 Lab File: BF144217.D
 Acq: 11 Nov 2025 22:27

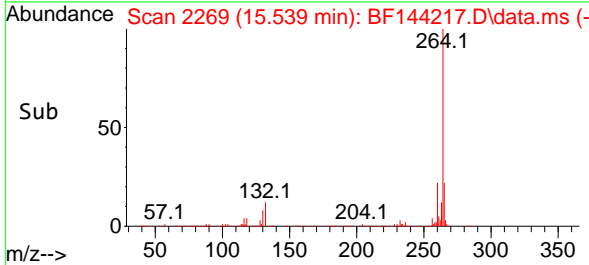
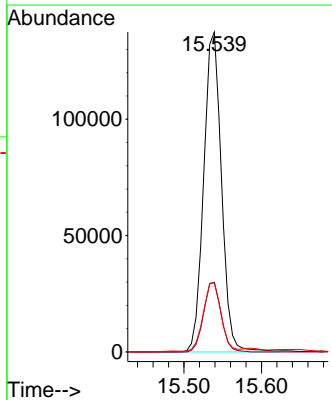
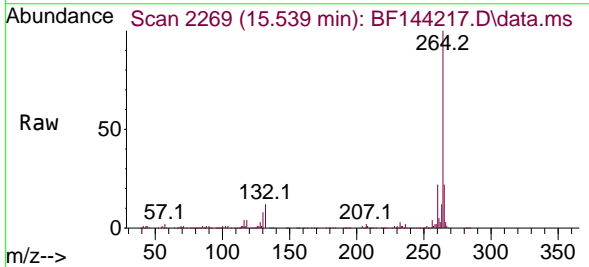
Instrument : BNA_F
 ClientSampleId : VNJ-240

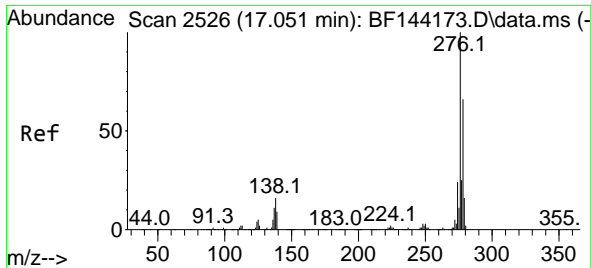
Tgt Ion	Resp	Lower	Upper
228	100		
226	28.7	22.9	34.3
229	21.3	15.0	22.6



#86
 Perylene-d12
 Concen: 20.000 ng
 RT: 15.539 min Scan# 2269
 Delta R.T. -0.000 min
 Lab File: BF144217.D
 Acq: 11 Nov 2025 22:27

Tgt Ion	Resp	Lower	Upper
264	100		
260	21.8	17.1	25.7
265	21.6	17.4	26.0

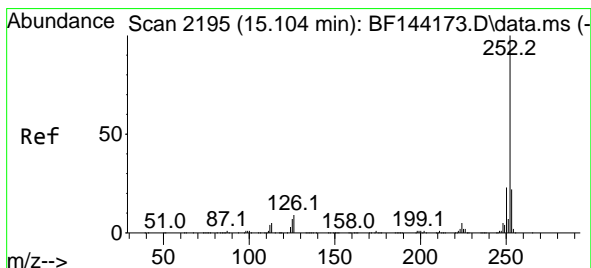
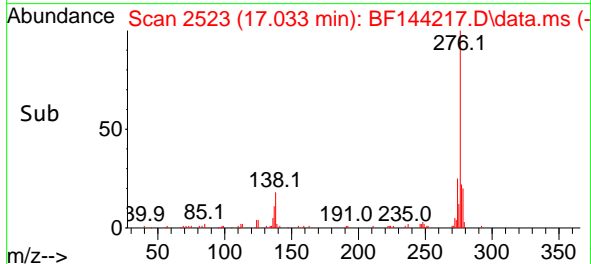
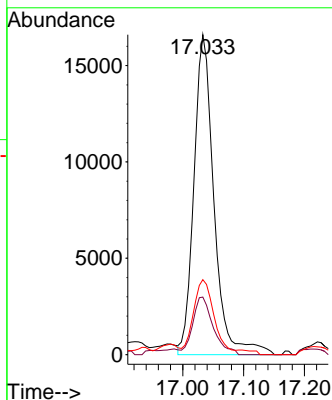
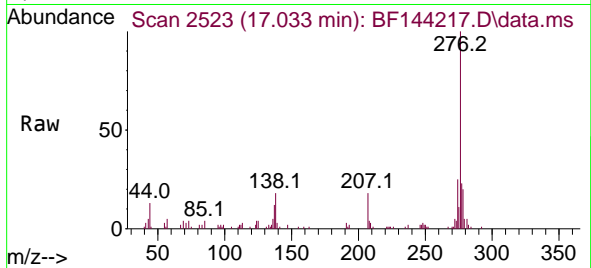




#87
 Indeno(1,2,3-cd)pyrene
 Concen: 2.416 ng
 RT: 17.033 min Scan# 21
 Delta R.T. -0.000 min
 Lab File: BF144217.D
 Acq: 11 Nov 2025 22:27

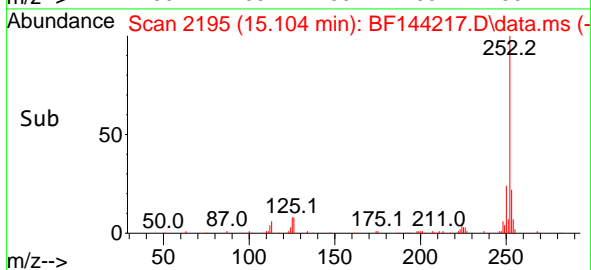
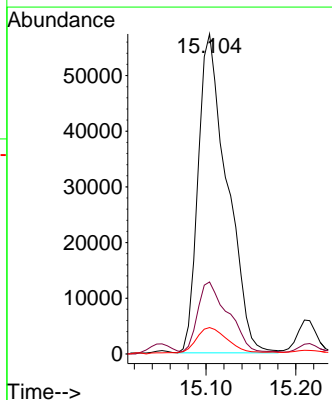
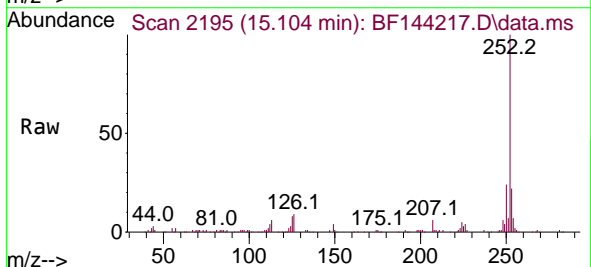
Instrument :
 BNA_F
 ClientSampleId :
 VNJ-240

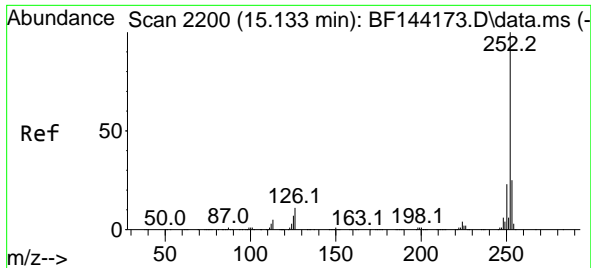
Tgt Ion	Resp	Lower	Upper
276	37950	100	100
138	18.2	13.9	20.9
277	21.4	19.8	29.6



#88
 Benzo(b)fluoranthene
 Concen: 10.339 ng
 RT: 15.104 min Scan# 2195
 Delta R.T. 0.006 min
 Lab File: BF144217.D
 Acq: 11 Nov 2025 22:27

Tgt Ion	Resp	Lower	Upper
252	128644	100	100
253	22.5	17.4	26.2
125	8.3	5.3	7.9

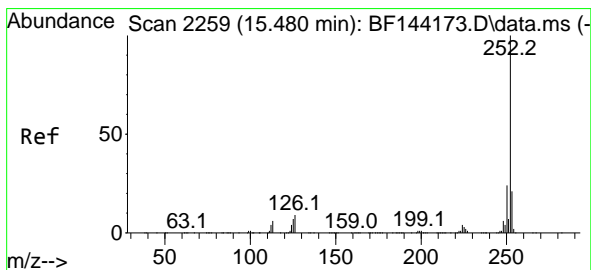
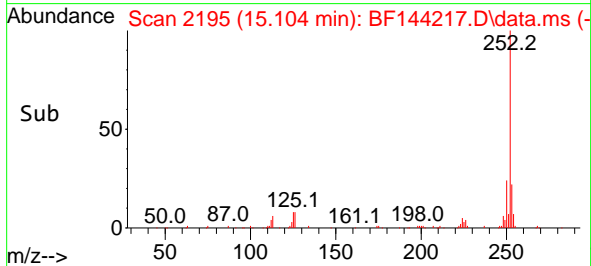
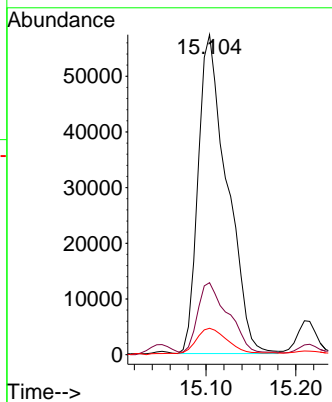
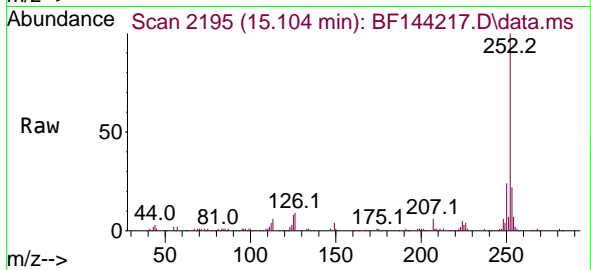




#89
 Benzo(k)fluoranthene
 Concen: 11.046 ng
 RT: 15.104 min Scan# 21195
 Delta R.T. -0.024 min
 Lab File: BF144217.D
 Acq: 11 Nov 2025 22:27

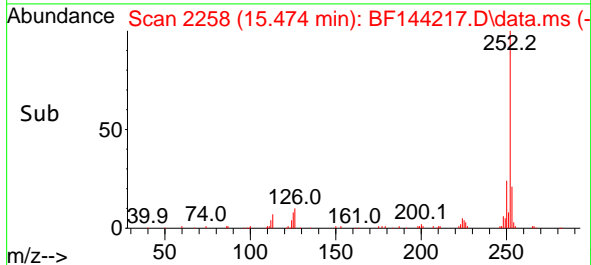
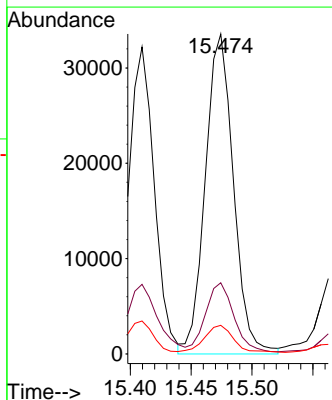
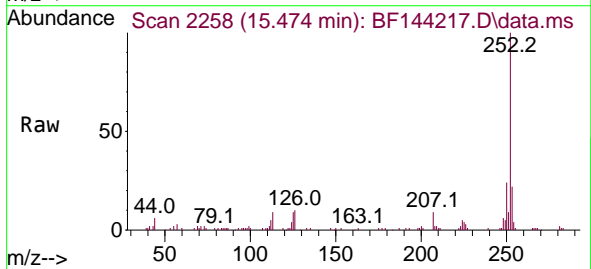
Instrument : BNA_F
 ClientSampleId : VNJ-240

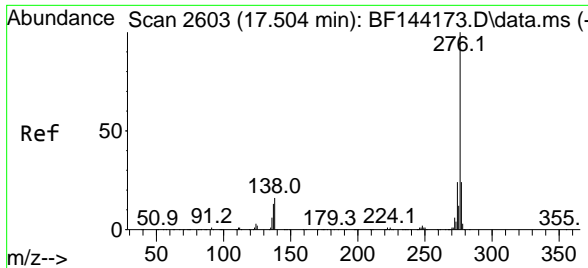
Tgt Ion	Resp	Lower	Upper
252	128644	100	
253	22.5	18.0	27.0
125	8.3	5.4	8.2



#90
 Benzo(a)pyrene
 Concen: 4.710 ng
 RT: 15.474 min Scan# 2258
 Delta R.T. 0.000 min
 Lab File: BF144217.D
 Acq: 11 Nov 2025 22:27

Tgt Ion	Resp	Lower	Upper
252	54068	100	
253	22.2	16.7	25.1
125	8.9	5.7	8.5





#92
 Benzo(g,h,i)perylene
 Concen: 2.824 ng
 RT: 17.486 min Scan# 20
 Delta R.T. -0.006 min
 Lab File: BF144217.D
 Acq: 11 Nov 2025 22:27

Instrument :
 BNA_F
 ClientSampleId :
 VNJ-240

Tgt Ion:276 Resp: 35184

Ion	Ratio	Lower	Upper
276	100		
277	26.8	19.0	28.4
138	19.2	12.9	19.3

