

Data Path : Z:\SVOASRV\HPCHEM1\BNA F\DATA\BF112918\
 Data File : BF111100.D
 Acq On : 29 Nov 2018 19:42
 Operator : JU/SJ
 Sample : J6125-03MSD
 Misc :
 ALS Vial : 15 Sample Multiplier: 1

Instrument :
 BNA_F
 ClientSampleId :
 FK-GF-02-028-BMSD

Quant Time: Nov 30 02:39:40 2018
 Quant Method : Z:\SVOASRV\HPCHEM1\BNA F\METHODS\8270-BF112618.M
 Quant Title : ASP BNA STANDARDS FOR 5 POINT CALIBRATION
 QLast Update : Thu Nov 29 10:35:31 2018
 Response via : Initial Calibration

Internal Standards	R.T.	QIon	Response	Conc	Units	Dev(Min)
1) 1,4-Dichlorobenzene-d4	6.93	152	61039	20.00	ng	0.00
21) Naphthalene-d8	8.22	136	244842	20.00	ng	0.00
39) Acenaphthene-d10	9.97	164	105187	20.00	ng	0.00
64) Phenanthrene-d10	11.47	188	161118	20.00	ng	0.00
76) Chrysene-d12	14.13	240	126935	20.00	ng	0.00
87) Perylene-d12	15.66	264	90094	20.00	ng	0.00

System Monitoring Compounds

5) 2-Fluorophenol	5.56	112	550359	149.52	ng	0.01
7) Phenol-d6	6.57	99	702320	146.42	ng	0.00
23) Nitrobenzene-d5	7.50	82	444095	103.81	ng	0.00
42) 2,4,6-Tribromophenol	10.77	330	139721	133.75	ng	0.00
45) 2-Fluorobiphenyl	9.29	172	784176	108.01	ng	0.00
79) Terphenyl-d14	13.05	244	592150	90.81	ng	0.00

Target Compounds

Target Compounds	R.T.	QIon	Response	Conc	Units	Qvalue
2) 1,4-Dioxane	2.76	88	57652	32.693	ng	88
3) Pyridine	3.59	79	162322	42.036	ng	# 85
4) n-Nitrosodimethylamine	3.53	42	88147	49.887	ng	89
6) Aniline	6.61	93	172690	29.123	ng	# 56
8) 2-Chlorophenol	6.72	128	213385	48.917	ng	99
9) Benzaldehyde	6.49	77	119987	49.990	ng	99
10) Phenol	6.59	94	307084	56.847	ng	# 66
11) bis(2-Chloroethyl)ether	6.67	93	187083	45.970	ng	94
12) 1,3-Dichlorobenzene	6.87	146	215317	44.931	ng	97
13) 1,4-Dichlorobenzene	6.95	146	221237	44.894	ng	98
14) 1,2-Dichlorobenzene	7.10	146	208507	44.954	ng	99
15) Benzyl Alcohol	7.08	79	175937	47.728	ng	97
16) 2,2'-oxybis(1-Chloropropan	7.20	45	296792	45.824	ng	95
17) 2-Methylphenol	7.19	107	169124	48.762	ng	# 86
18) Hexachloroethane	7.43	117	75830	41.831	ng	94
19) n-Nitroso-di-n-propylamine	7.35	70	145872	46.686	ng	97
20) 3+4-Methylphenols	7.35	107	217425	47.159	ng	# 58
22) Acetophenone	7.35	105	292352	50.941	ng	# 93
24) Nitrobenzene	7.52	77	217655	48.923	ng	98
25) Isophorone	7.76	82	394814	56.260	ng	96
26) 2-Nitrophenol	7.84	139	107758	49.855	ng	94
27) 2,4-Dimethylphenol	7.87	122	191758	58.747	ng	99
28) bis(2-Chloroethoxy)methane	7.96	93	246847	52.505	ng	99
29) 2,4-Dichlorophenol	8.08	162	174331	51.038	ng	97
30) 1,2,4-Trichlorobenzene	8.16	180	185086	48.352	ng	96
31) Naphthalene	8.24	128	605612	52.767	ng	99
32) Benzoic acid	7.99	122	24062	9.915	ng	98
33) 4-Chloroaniline	8.30	127	57142	11.697	ng	99
34) Hexachlorobutadiene	8.34	225	102439	46.985	ng	97
35) Caprolactam	8.67	113	51064	43.790	ng	# 89
36) 4-Chloro-3-methylphenol	8.79	107	183792	48.428	ng	92
37) 2-Methylnaphthalene	8.93	142	404862	53.407	ng	99
38) 1-Methylnaphthalene	9.03	142	376900	51.114	ng	99
40) 1,2,4,5-Tetrachlorobenzene	9.10	216	172195	52.040	ng	98

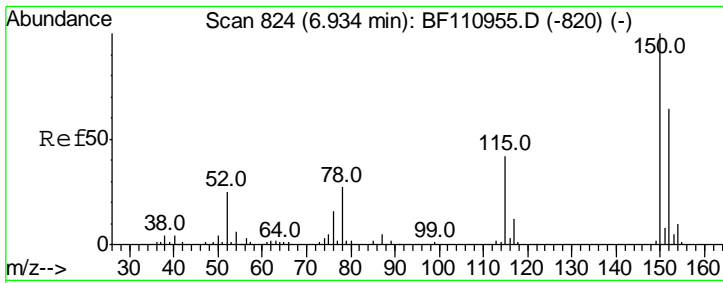
Data Path : Z:\SVOASRV\HPCHEM1\BNA F\DATA\BF112918\
 Data File : BF111100.D
 Acq On : 29 Nov 2018 19:42
 Operator : JU/SJ
 Sample : J6125-03MSD
 Misc :
 ALS Vial : 15 Sample Multiplier: 1

Instrument :
 BNA_F
 ClientSampleId :
 FK-GF-02-028-BMSD

Quant Time: Nov 30 02:39:40 2018
 Quant Method : Z:\SVOASRV\HPCHEM1\BNA F\METHODS\8270-BF112618.M
 Quant Title : ASP BNA STANDARDS FOR 5 POINT CALIBRATION
 QLast Update : Thu Nov 29 10:35:31 2018
 Response via : Initial Calibration

Internal Standards	R.T.	QIon	Response	Conc	Units	Dev(Min)
41) Hexachlorocyclopentadiene	9.07	237	5644	26.533	ng	99
43) 2,4,6-Trichlorophenol	9.22	196	109140	55.226	ng	96
44) 2,4,5-Trichlorophenol	9.26	196	113575	54.580	ng	93
46) 1,1'-Biphenyl	9.39	154	483712	49.880	ng	99
47) 2-Chloronaphthalene	9.42	162	355322	50.534	ng	99
48) 2-Nitroaniline	9.53	65	114800	52.198	ng	97
49) Acenaphthylene	9.84	152	529664	52.975	ng	99
50) Dimethylphthalate	9.69	163	474791	61.546	ng	99
51) 2,6-Dinitrotoluene	9.77	165	87821	51.136	ng	93
52) Acenaphthene	10.01	154	321389	50.141	ng	97
53) 3-Nitroaniline	9.95	138	60213	30.082	ng	94
54) 2,4-Dinitrophenol	10.07	184	9587	18.783	ng	95
55) Dibenzofuran	10.18	168	451550	48.290	ng	100
56) 4-Nitrophenol	10.12	139	88949	79.941	ng	91
57) 2,4-Dinitrotoluene	10.19	165	107156	48.091	ng	97
58) Fluorene	10.53	166	360536	49.556	ng	99
59) 2,3,4,6-Tetrachlorophenol	10.31	232	83630	48.971	ng	93
60) Diethylphthalate	10.39	149	408374	51.333	ng	100
61) 4-Chlorophenyl-phenylether	10.51	204	174982	45.983	ng	97
62) 4-Nitroaniline	10.57	138	74218	39.823	ng	95
63) Azobenzene	10.67	77	353206	45.551	ng	96
65) 4,6-Dinitro-2-methylphenol	10.60	198	15296	20.070	ng	92
66) n-Nitrosodiphenylamine	10.63	169	313874	58.520	ng	97
67) 4-Bromophenyl-phenylether	11.00	248	95089	54.191	ng	96
68) Hexachlorobenzene	11.08	284	95127	50.897	ng	96
69) Atrazine	11.16	200	93829	Below Cal		99
70) Pentachlorophenol	11.28	266	70495	94.804	ng	98
71) Phenanthrene	11.50	178	471246	55.225	ng	99
72) Anthracene	11.55	178	477891	54.992	ng	98
73) Carbazole	11.71	167	406043	48.138	ng	99
74) Di-n-butylphthalate	12.01	149	530630	53.805	ng	99
75) Fluoranthene	12.69	202	471451	53.755	ng	99
77) Benzidine	12.82	184	247719	76.298	ng	96
78) Pyrene	12.93	202	473537	51.077	ng	99
80) Butylbenzylphthalate	13.52	149	209794	50.122	ng	99
81) Benzo(a)anthracene	14.12	228	414315	55.286	ng	99
82) 3,3'-Dichlorobenzidine	14.07	252	117352	45.669	ng	98
83) Chrysene	14.16	228	384384	52.104	ng	99
84) Bis(2-ethylhexyl)phthalate	14.06	149	283302	50.795	ng	96
85) Di-n-octyl phthalate	14.68	149	501611	56.976	ng	99
86) Indeno(1,2,3-cd)pyrene	17.26	276	259224	48.953	ng	99
88) Benzo(b)fluoranthene	15.21	252	311666	58.886	ng	99
89) Benzo(k)fluoranthene	15.24	252	293277	53.835	ng	100
90) Benzo(a)pyrene	15.60	252	270557	54.918	ng	99
91) Dibenzo(a,h)anthracene	17.26	278	214607	52.796	ng	98
92) Benzo(g,h,i)perylene	17.74	276	212400	54.194	ng	100

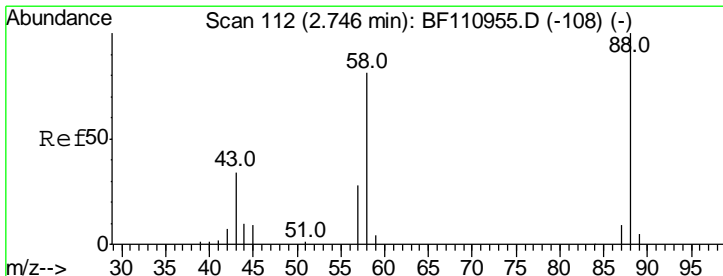
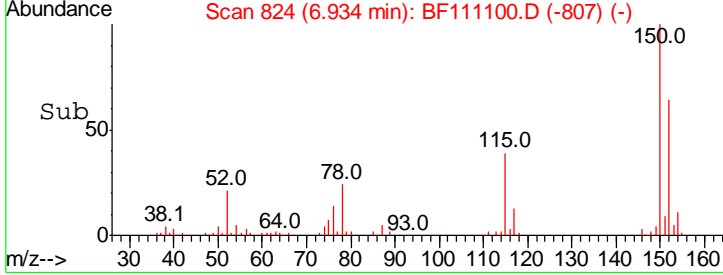
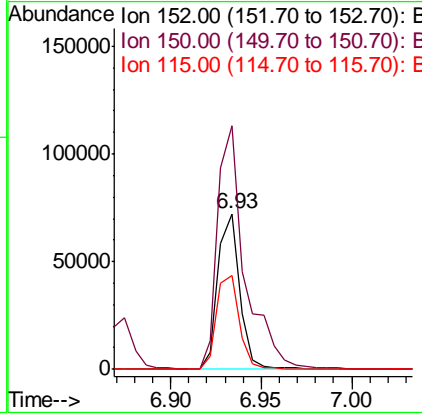
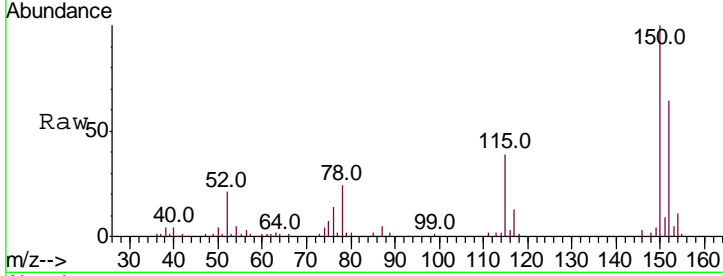
(#) = qualifier out of range (m) = manual integration (+) = signals summed



#1
 1,4-Dichlorobenzene-d4
 Concen: 20.000 ng
 RT: 6.93 min Scan# 824
 Delta R.T. -0.00 min
 Lab File: BF111100.D
 Acq: 29 Nov 2018 19:42

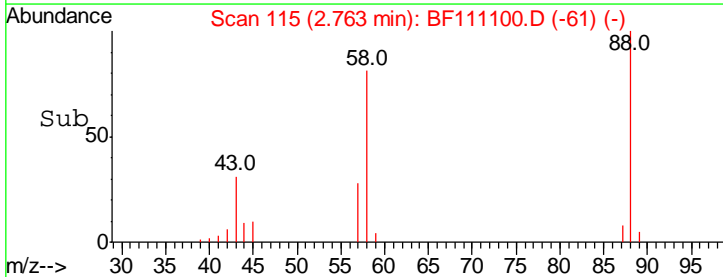
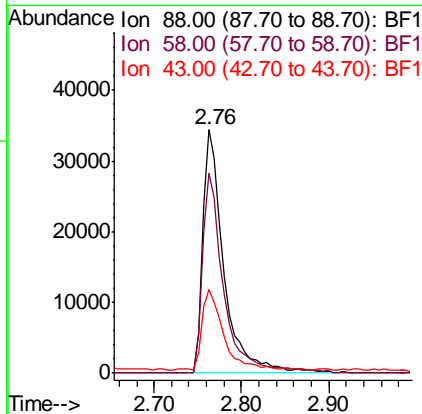
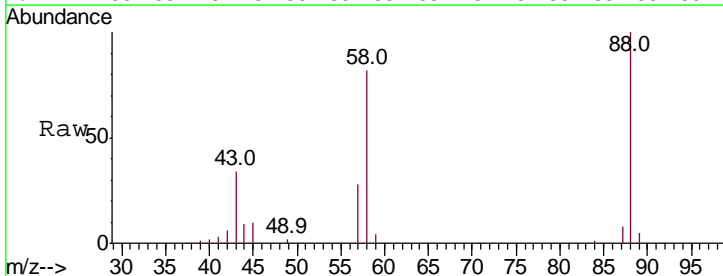
Instrument :
 BNA_F
 ClientSampleId :
 FK-GF-02-028-BMSD

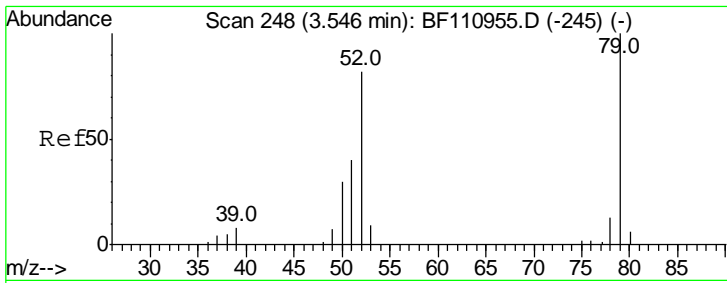
Tgt Ion	Resp	Lower	Upper
152	61039		
152	100		
150	156.3	122.7	184.1
115	60.4	49.1	73.7



#2
 1,4-Dioxane
 Concen: 32.693 ng
 RT: 2.76 min Scan# 115
 Delta R.T. 0.02 min
 Lab File: BF111100.D
 Acq: 29 Nov 2018 19:42

Tgt Ion	Resp	Lower	Upper
88	57652		
88	100		
58	83.3	57.1	85.7
43	33.6	24.1	36.1

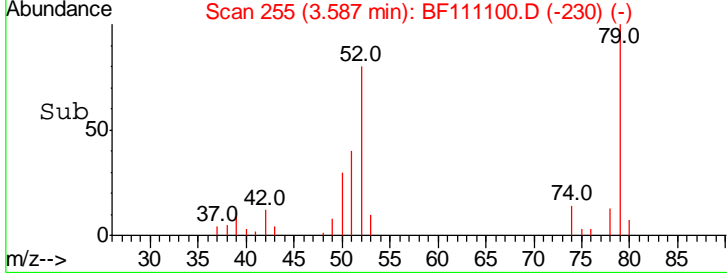
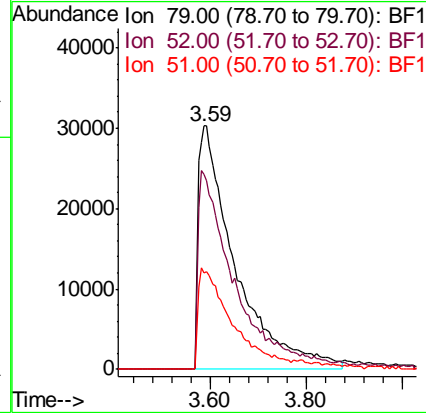
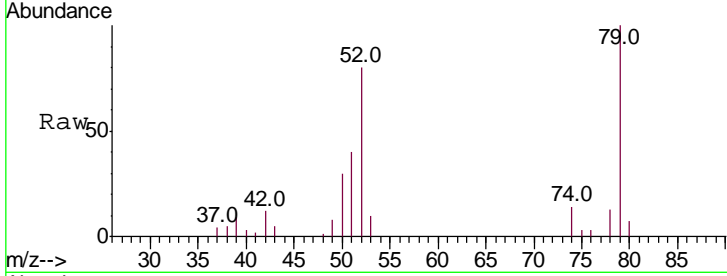




#3
 Pyridine
 Concen: 42.036 ng
 RT: 3.59 min Scan# 255
 Delta R.T. 0.05 min
 Lab File: BF111100.D
 Acq: 29 Nov 2018 19:42

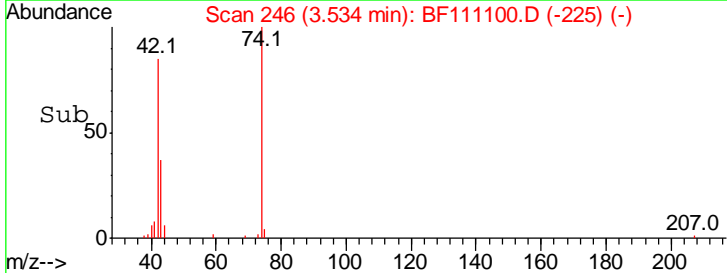
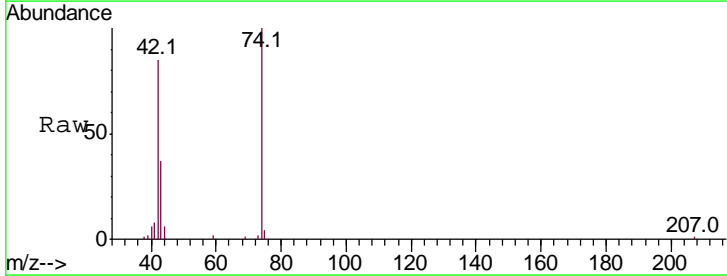
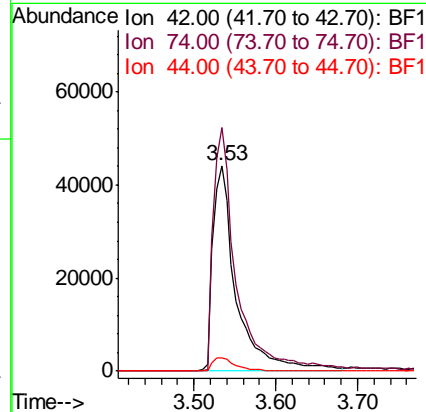
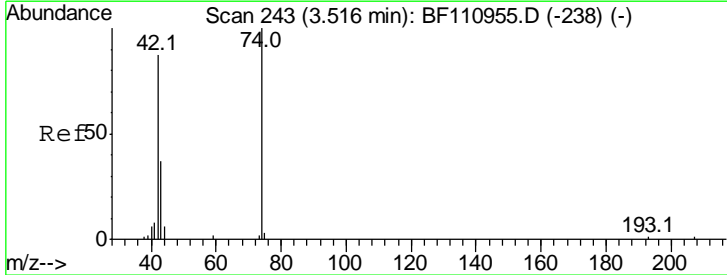
Instrument :
 BNA_F
ClientSampleId :
 FK-GF-02-028-BMSD

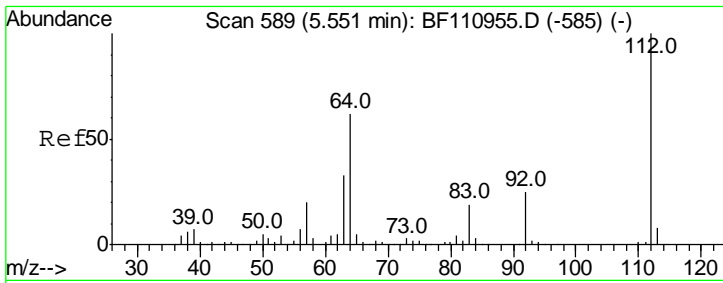
Tgt Ion	Resp	Lower	Upper
79	100		
52	80.3	53.1	79.7#
51	39.6	27.4	41.2



#4
 n-Nitrosodimethylamine
 Concen: 49.887 ng
 RT: 3.53 min Scan# 246
 Delta R.T. 0.02 min
 Lab File: BF111100.D
 Acq: 29 Nov 2018 19:42

Tgt Ion	Resp	Lower	Upper
42	100		
74	118.3	105.5	158.3
44	6.7	4.9	7.3

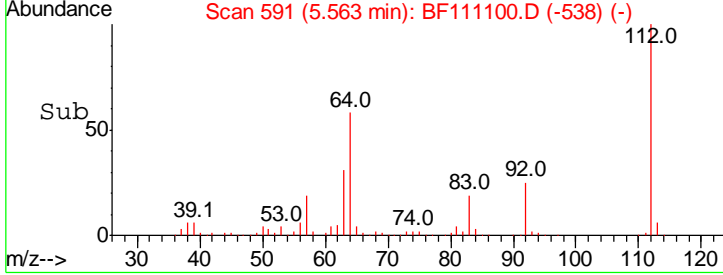
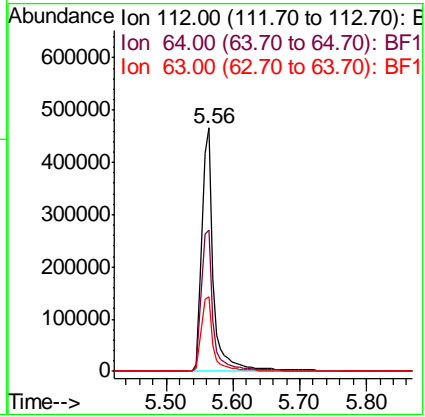
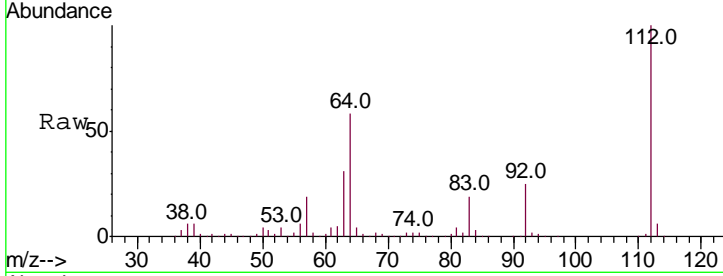




#5
 2-Fluorophenol
 Concen: 149.522 ng
 RT: 5.56 min Scan# 591
 Delta R.T. 0.01 min
 Lab File: BF111100.D
 Acq: 29 Nov 2018 19:42

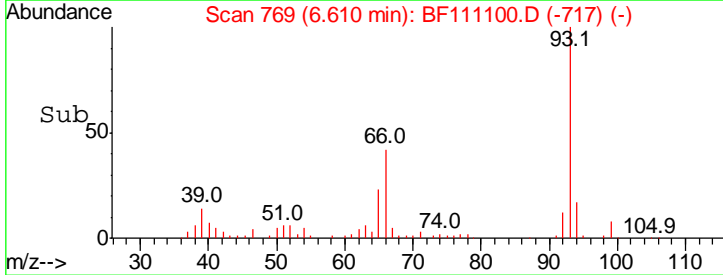
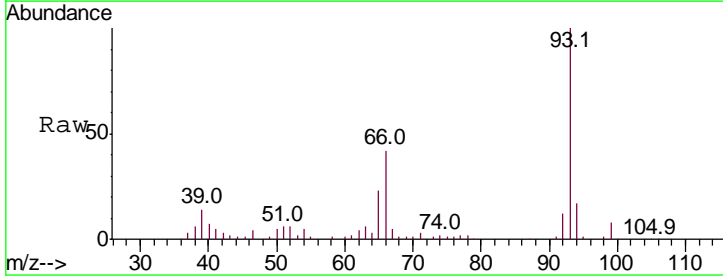
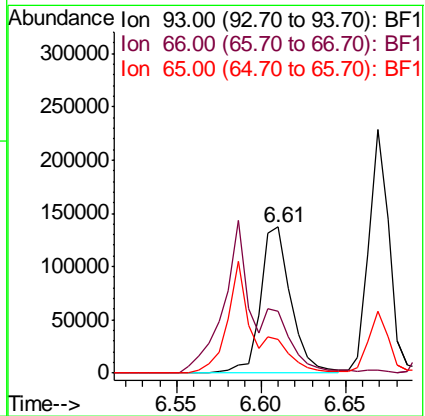
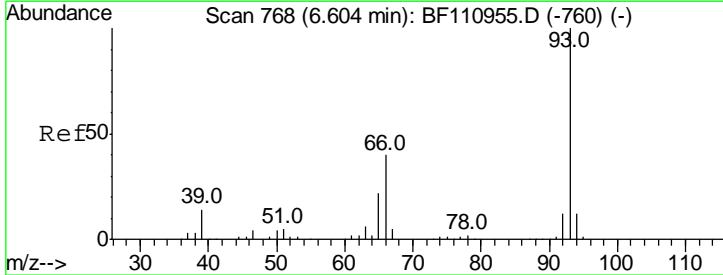
Instrument :
 BNA_F
ClientSampleId :
 FK-GF-02-028-BMSD

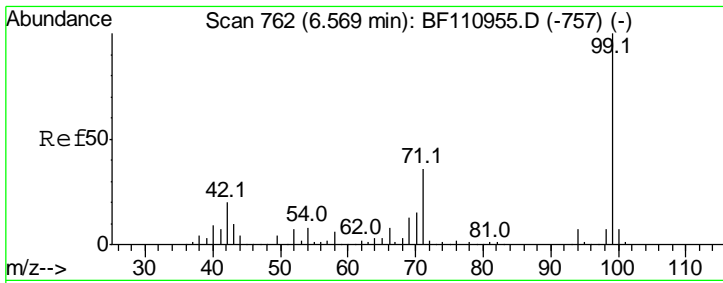
Tgt Ion	Resp	Lower	Upper
112	100		
64	57.9	44.1	66.1
63	30.7	23.7	35.5



#6
 Aniline
 Concen: 29.123 ng
 RT: 6.61 min Scan# 769
 Delta R.T. 0.01 min
 Lab File: BF111100.D
 Acq: 29 Nov 2018 19:42

Tgt Ion	Resp	Lower	Upper
93	100		
66	42.2	67.4	101.0#
65	22.9	41.0	61.4#

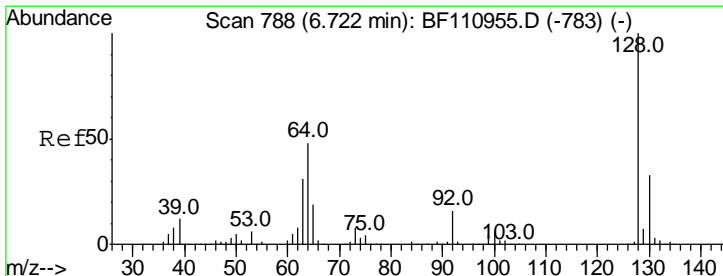
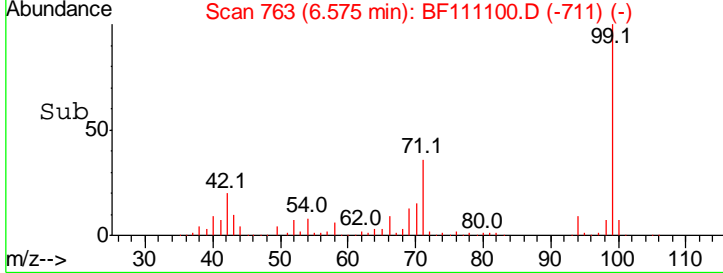
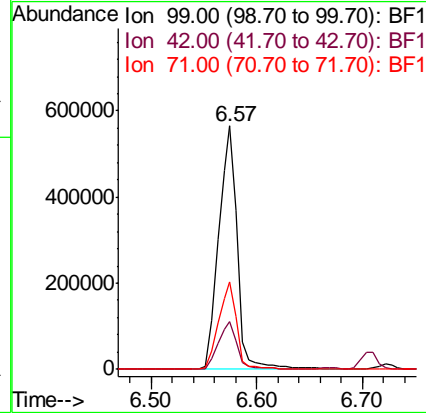
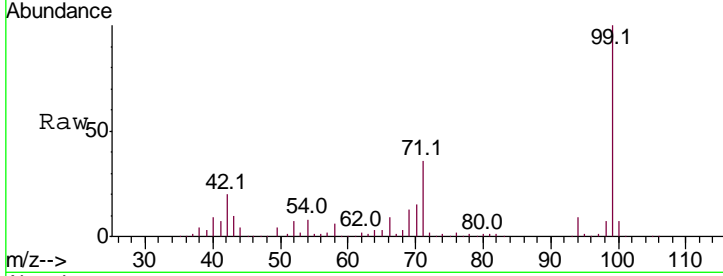




#7
 Phenol-d6
 Concen: 146.418 ng
 RT: 6.57 min Scan# 763
 Delta R.T. 0.01 min
 Lab File: BF111100.D
 Acq: 29 Nov 2018 19:42

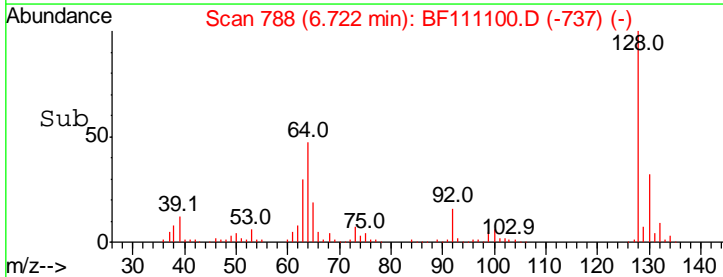
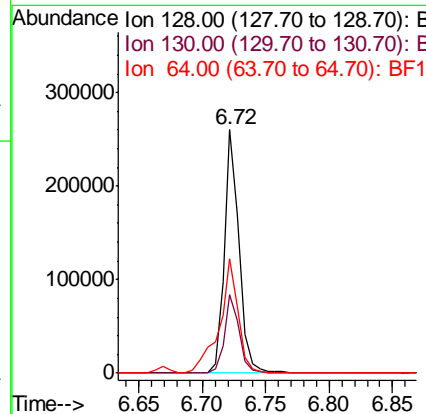
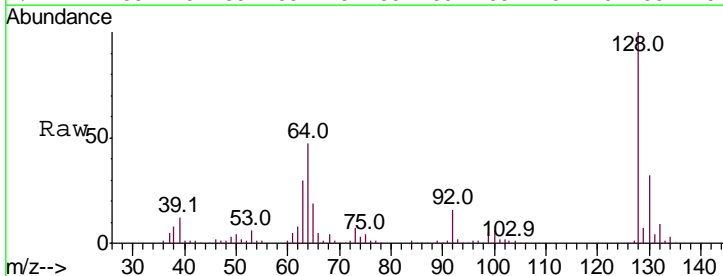
Instrument :
 BNA_F
 ClientSampleId :
 FK-GF-02-028-BMSD

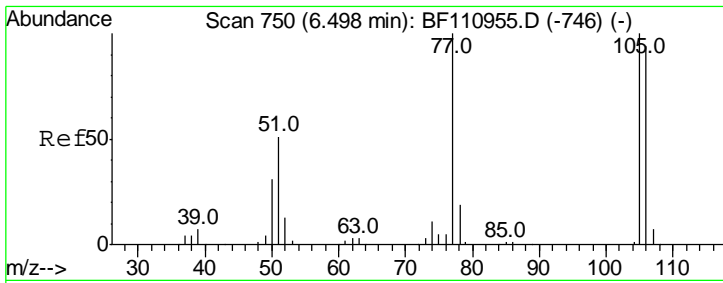
Tgt Ion	Resp	Lower	Upper
99	100		
42	19.7	15.8	23.6
71	35.7	28.0	42.0



#8
 2-Chlorophenol
 Concen: 48.917 ng
 RT: 6.72 min Scan# 788
 Delta R.T. -0.00 min
 Lab File: BF111100.D
 Acq: 29 Nov 2018 19:42

Tgt Ion	Resp	Lower	Upper
128	100		
130	32.0	13.1	53.1
64	46.7	26.0	66.0

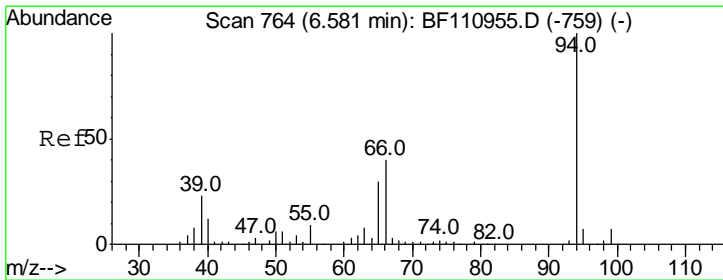
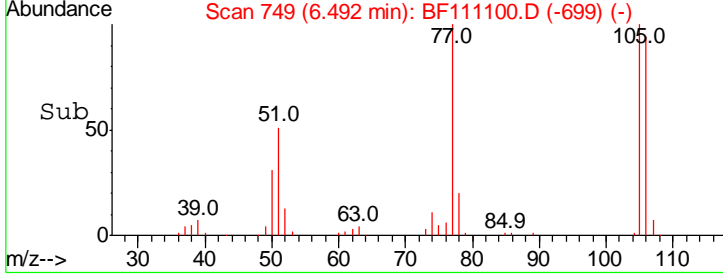
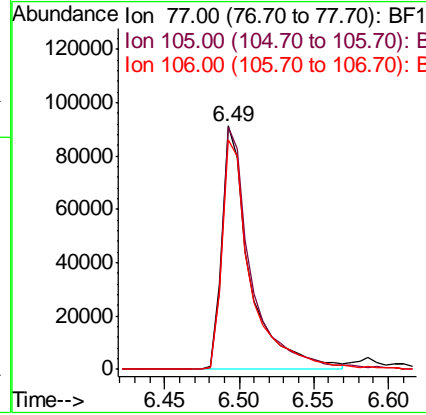
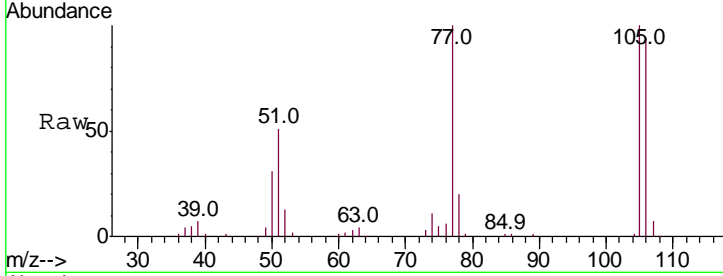




#9
Benzaldehyde
Concen: 49.990 ng
RT: 6.49 min Scan# 749
Delta R.T. -0.01 min
Lab File: BF111100.D
Acq: 29 Nov 2018 19:42

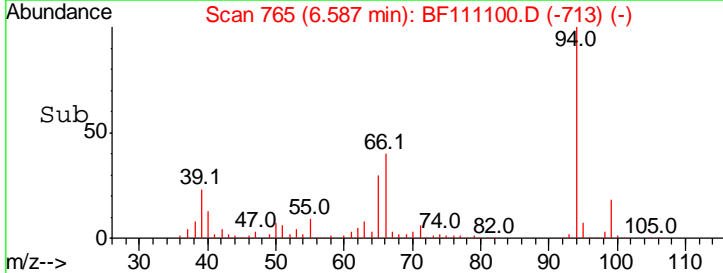
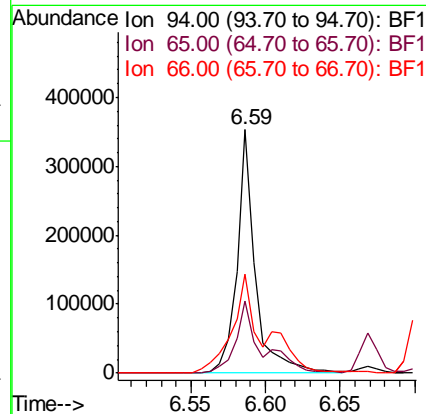
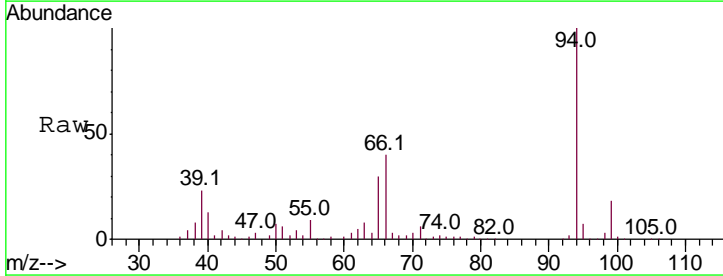
Instrument :
BNA_F
ClientSampleId :
FK-GF-02-028-BMSD

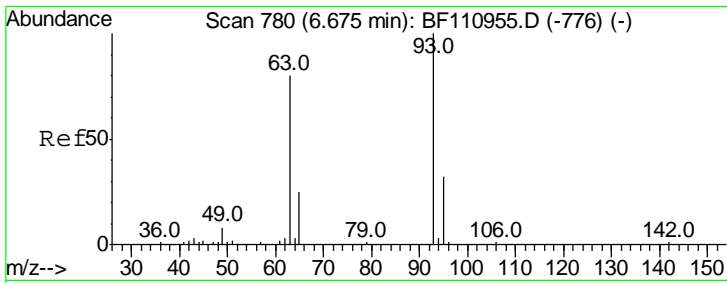
Tgt Ion	Resp	Lower	Upper
77	119987		
105	99.7	78.6	118.6
106	94.4	74.8	114.8



#10
Phenol
Concen: 56.847 ng
RT: 6.59 min Scan# 765
Delta R.T. 0.01 min
Lab File: BF111100.D
Acq: 29 Nov 2018 19:42

Tgt Ion	Resp	Lower	Upper
94	307084		
65	29.7	25.3	65.3
66	40.5	54.5	94.5#

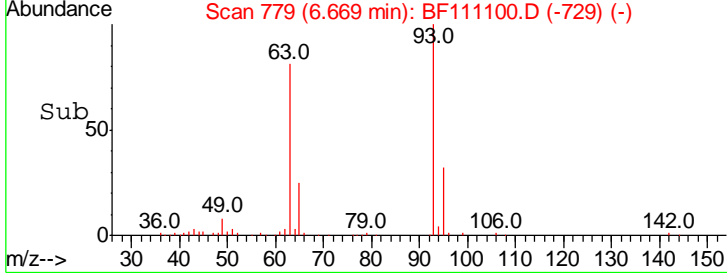
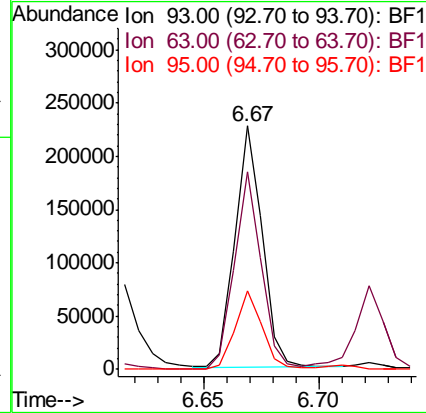
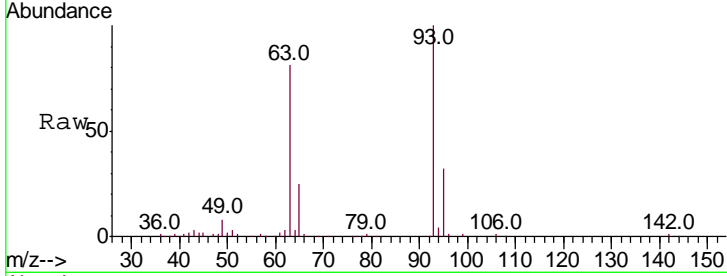




#11
 bis(2-Chloroethyl)ether
 Concen: 45.970 ng
 RT: 6.67 min Scan# 779
 Delta R.T. -0.01 min
 Lab File: BF111100.D
 Acq: 29 Nov 2018 19:42

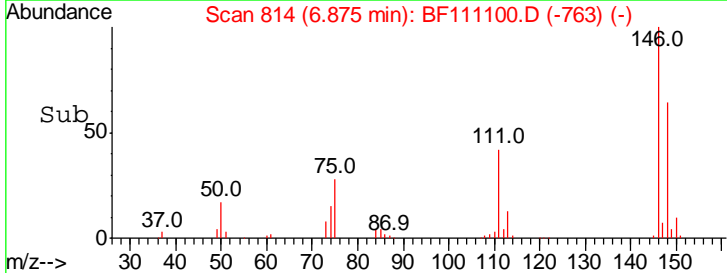
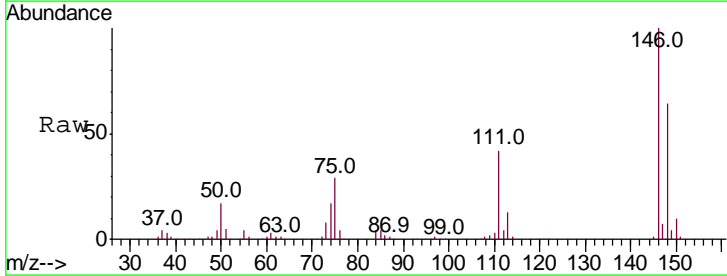
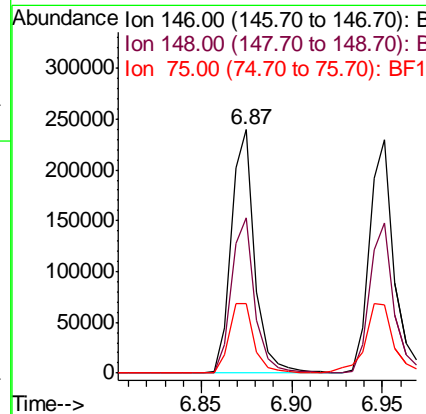
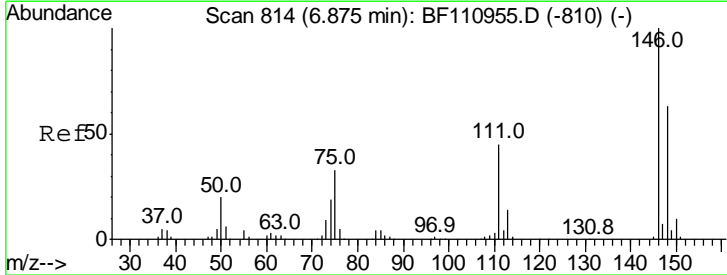
Instrument :
 BNA_F
 ClientSampleId :
 FK-GF-02-028-BMSD

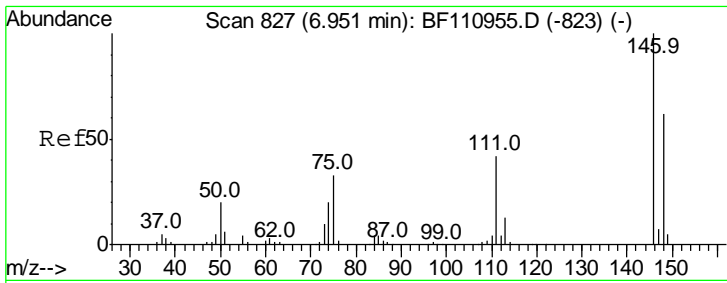
Tgt Ion	Resp	Lower	Upper
93	187083		
93	100		
63	81.0	53.4	93.4
95	32.4	12.1	52.1



#12
 1,3-Dichlorobenzene
 Concen: 44.931 ng
 RT: 6.87 min Scan# 814
 Delta R.T. -0.00 min
 Lab File: BF111100.D
 Acq: 29 Nov 2018 19:42

Tgt Ion	Resp	Lower	Upper
146	215317		
146	100		
148	63.6	50.4	75.6
75	28.6	25.8	38.6

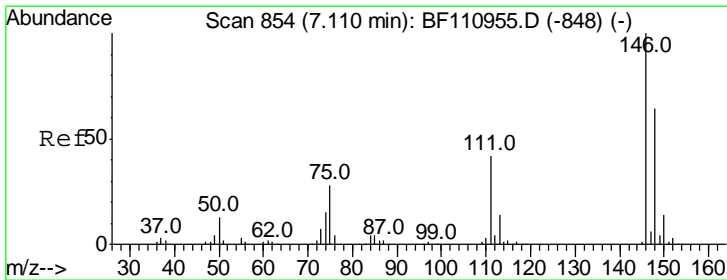
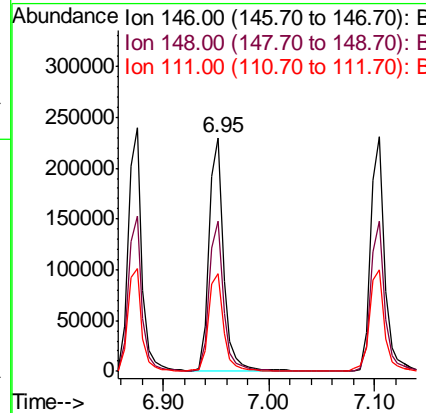
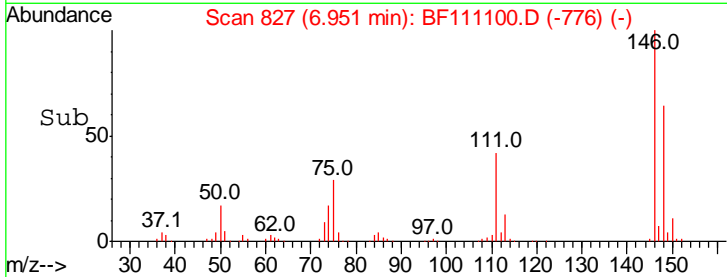
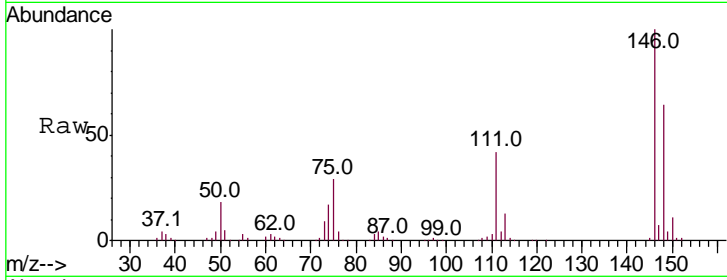




#13
 1,4-Dichlorobenzene
 Concen: 44.894 ng
 RT: 6.95 min Scan# 827
 Delta R.T. -0.00 min
 Lab File: BF111100.D
 Acq: 29 Nov 2018 19:42

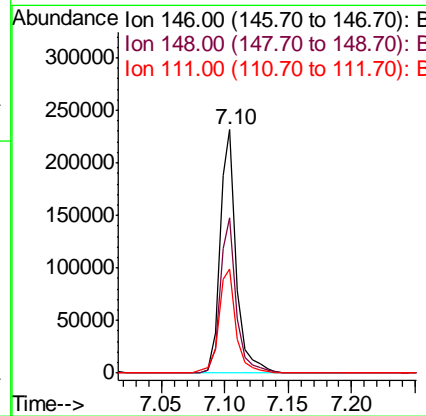
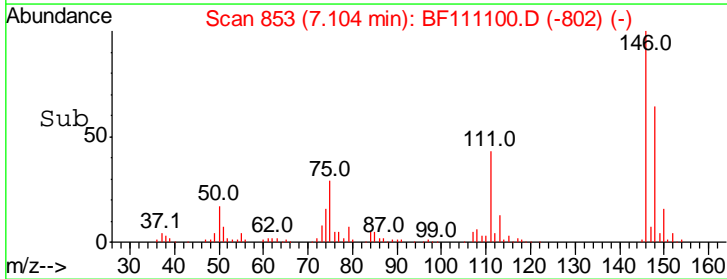
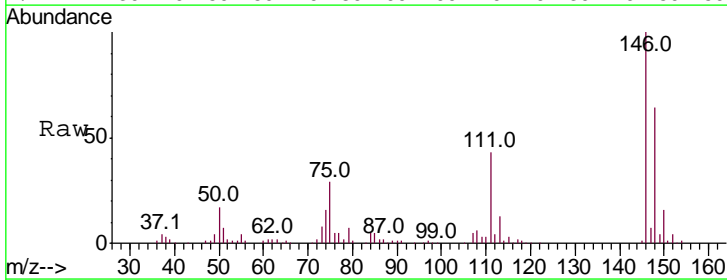
Instrument :
 BNA_F
 ClientSampleId :
 FK-GF-02-028-BMSD

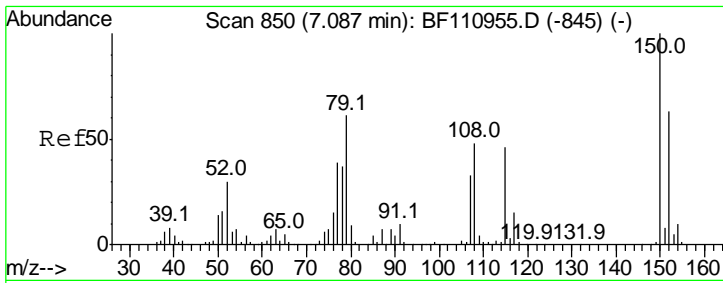
Tgt Ion	Resp	Lower	Upper
146	100		
148	64.4	50.3	75.5
111	41.9	32.7	49.1



#14
 1,2-Dichlorobenzene
 Concen: 44.954 ng
 RT: 7.10 min Scan# 853
 Delta R.T. -0.00 min
 Lab File: BF111100.D
 Acq: 29 Nov 2018 19:42

Tgt Ion	Resp	Lower	Upper
146	100		
148	63.8	51.1	76.7
111	42.9	35.8	53.6

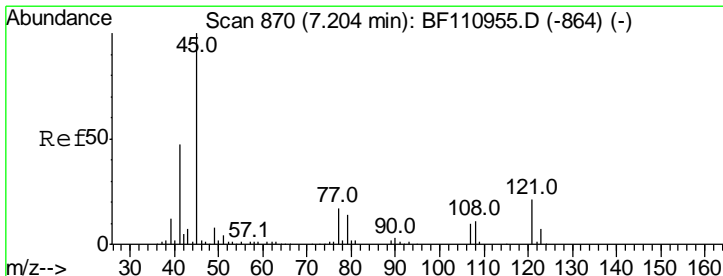
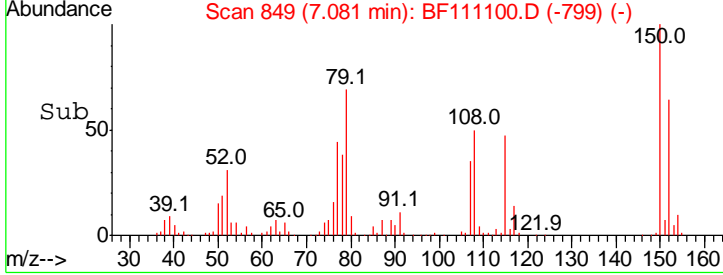
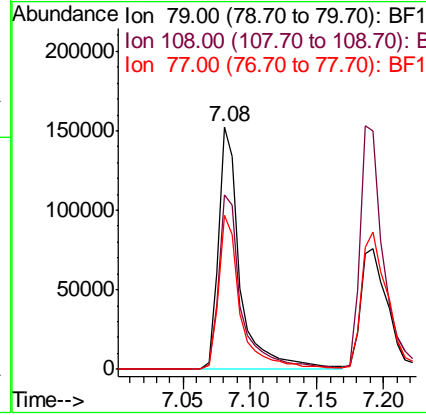
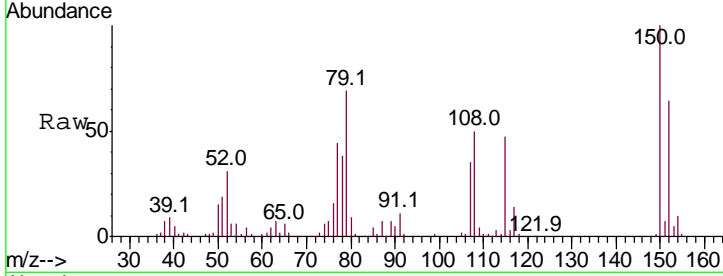




#15
 Benzyl Alcohol
 Concen: 47.728 ng
 RT: 7.08 min Scan# 849
 Delta R.T. -0.01 min
 Lab File: BF111100.D
 Acq: 29 Nov 2018 19:42

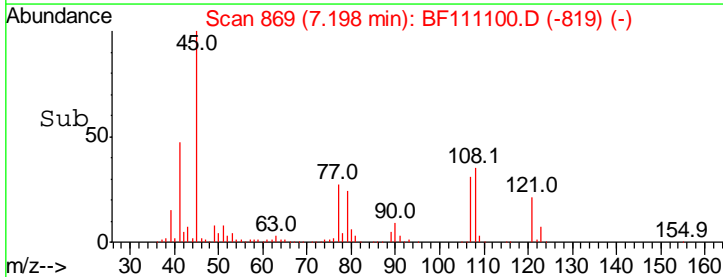
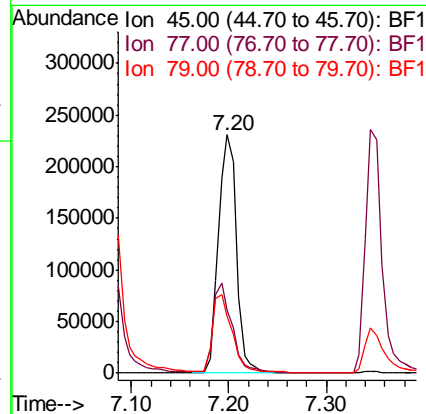
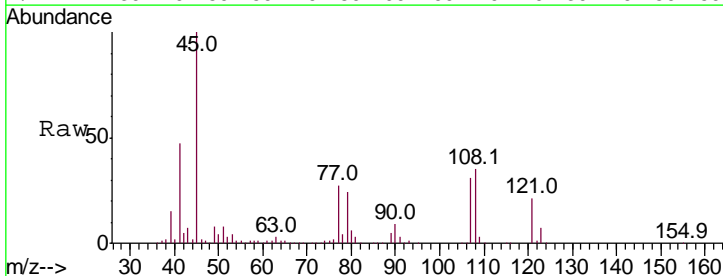
Instrument :
 BNA_F
 ClientSampleId :
 FK-GF-02-028-BMSD

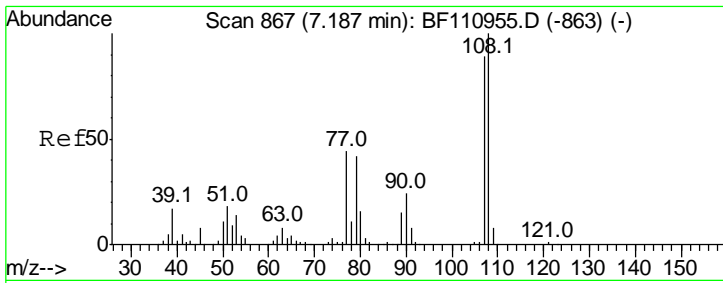
Tgt Ion	Resp	Lower	Upper
79	100		
108	72.1	56.3	84.5
77	63.4	52.9	79.3



#16
 2,2'-oxybis(1-Chloropropane)
 Concen: 45.824 ng
 RT: 7.20 min Scan# 869
 Delta R.T. -0.01 min
 Lab File: BF111100.D
 Acq: 29 Nov 2018 19:42

Tgt Ion	Resp	Lower	Upper
45	100		
77	26.5	10.0	50.0
79	23.9	6.1	46.1

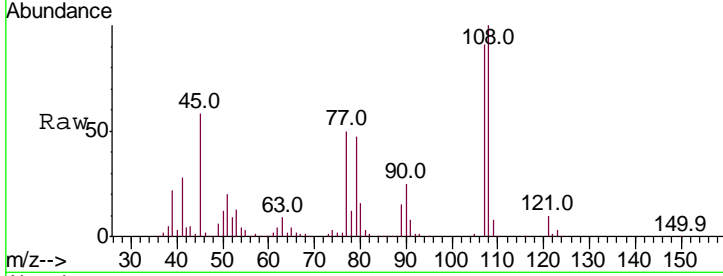




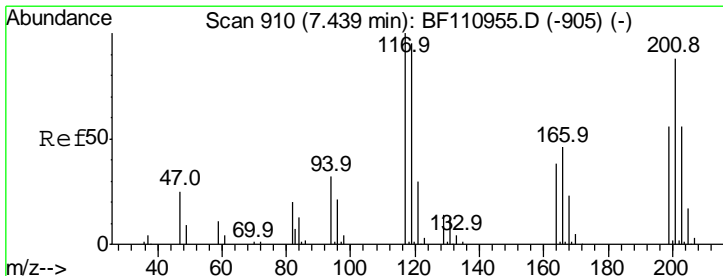
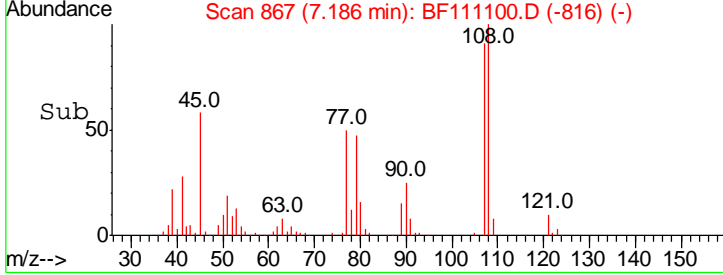
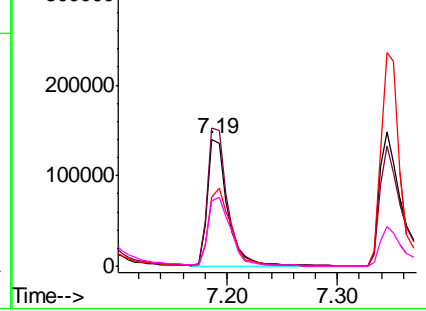
#17
 2-Methylphenol
 Concen: 48.762 ng
 RT: 7.19 min Scan# 867
 Delta R.T. -0.00 min
 Lab File: BF111100.D
 Acq: 29 Nov 2018 19:42

Instrument :
 BNA_F
 ClientSampleId :
 FK-GF-02-028-BMSD

Tgt Ion	Resp	Lower	Upper
107	169124		
107	100		
108	109.4	92.6	138.8
77	54.7	59.4	89.2#
79	51.9	54.0	81.0#

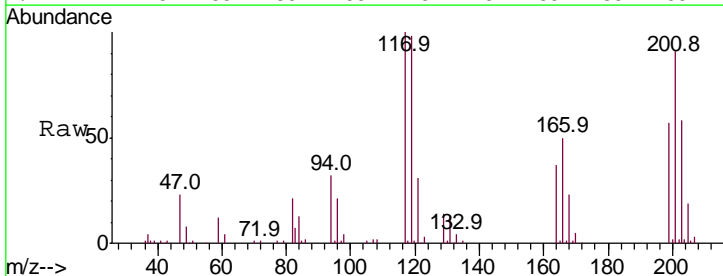


Abundance Ion 107.00 (106.70 to 107.70): E
 Ion 108.00 (107.70 to 108.70): E
 Ion 77.00 (76.70 to 77.70): BF1
 Ion 79.00 (78.70 to 79.70): BF1

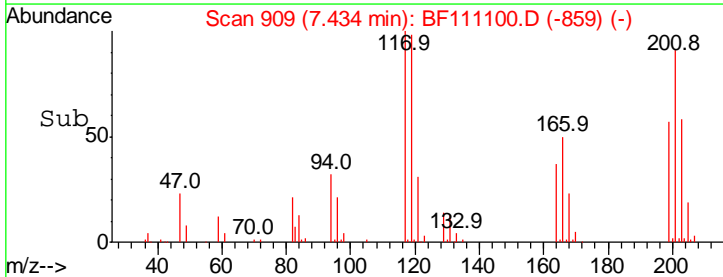
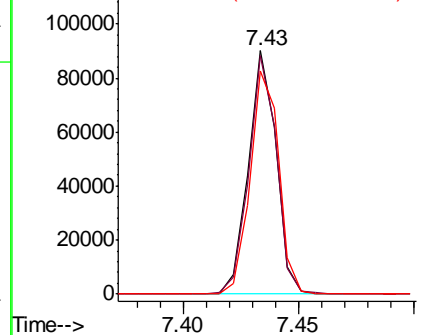


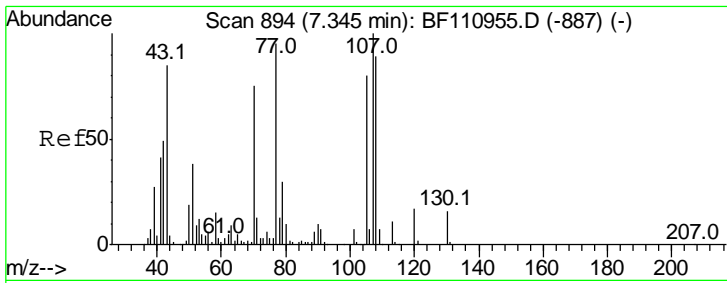
#18
 Hexachloroethane
 Concen: 41.831 ng
 RT: 7.43 min Scan# 909
 Delta R.T. -0.01 min
 Lab File: BF111100.D
 Acq: 29 Nov 2018 19:42

Tgt Ion	Resp	Lower	Upper
117	75830		
117	100		
119	97.9	75.0	112.6
201	91.5	79.2	118.8



Abundance Ion 117.00 (116.70 to 117.70): E
 Ion 119.00 (118.70 to 119.70): E
 Ion 201.00 (200.70 to 201.70): E

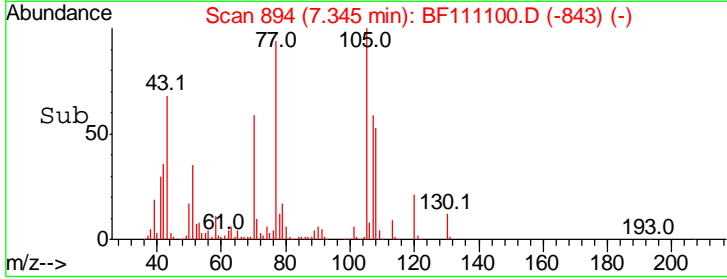
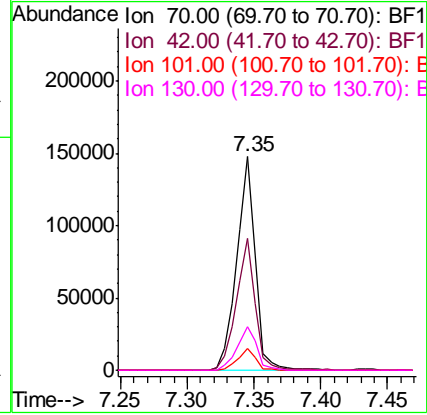
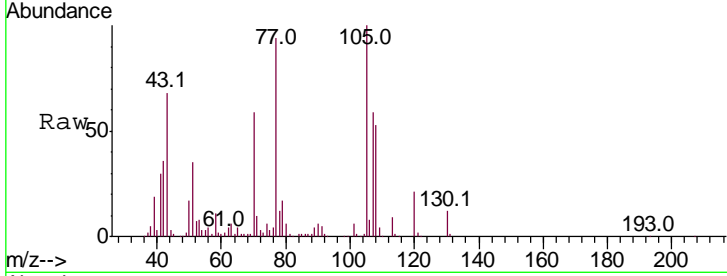




#19
 n-Nitroso-di-n-propylamine
 Concen: 46.686 ng
 RT: 7.35 min Scan# 894
 Delta R.T. -0.00 min
 Lab File: BF111100.D
 Acq: 29 Nov 2018 19:42

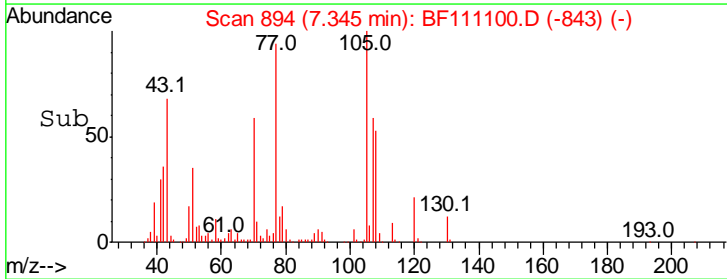
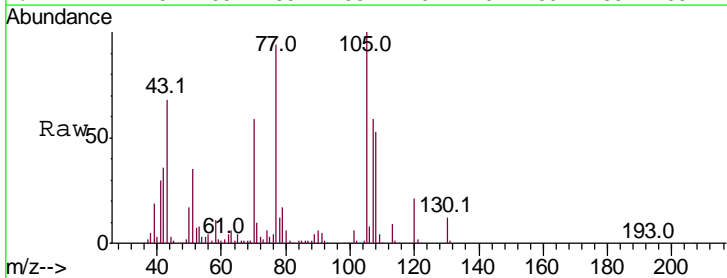
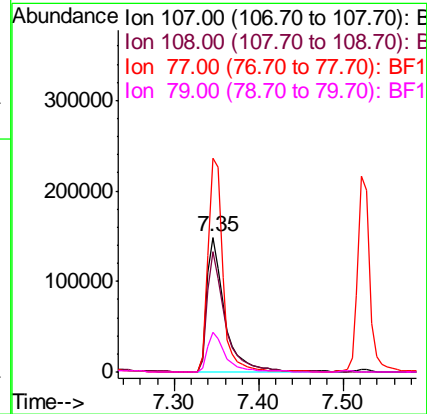
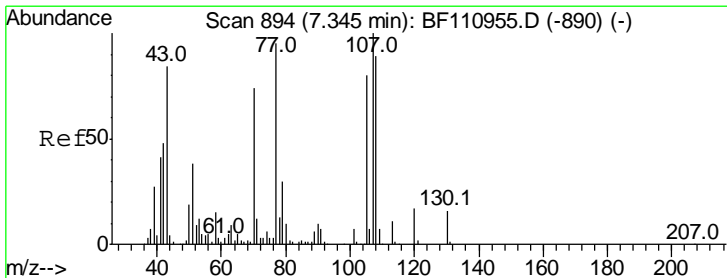
Instrument :
 BNA_F
 ClientSampleId :
 FK-GF-02-028-BMSD

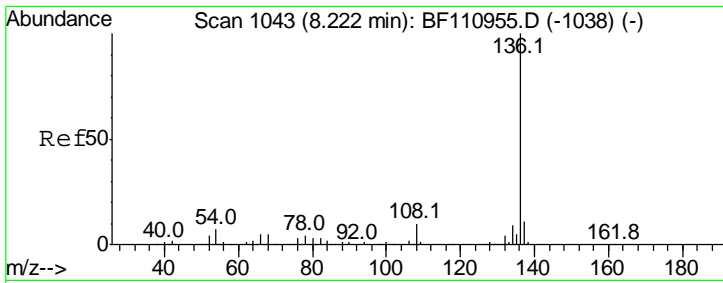
Tgt Ion	Resp	Lower	Upper
70	145872		
70	100		
42	61.8	47.4	71.2
101	10.0	7.3	10.9
130	20.4	16.2	24.2



#20
 3+4-Methylphenols
 Concen: 47.159 ng
 RT: 7.35 min Scan# 894
 Delta R.T. -0.00 min
 Lab File: BF111100.D
 Acq: 29 Nov 2018 19:42

Tgt Ion	Resp	Lower	Upper
107	217425		
107	100		
108	89.3	71.4	111.4
77	158.8	47.3	87.3#
79	29.5	10.9	50.9



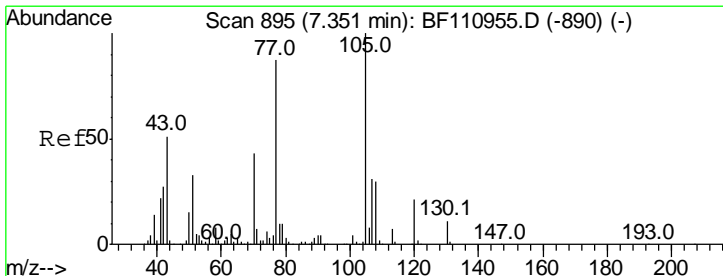
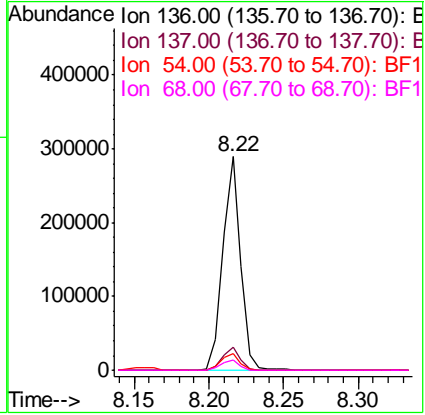
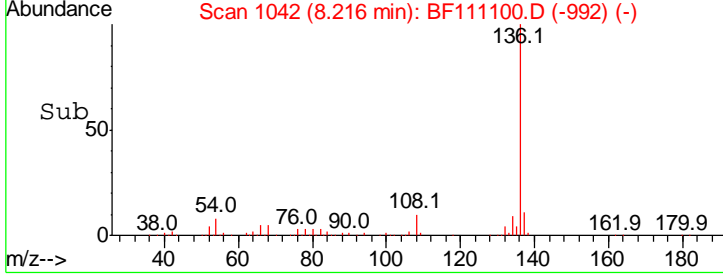
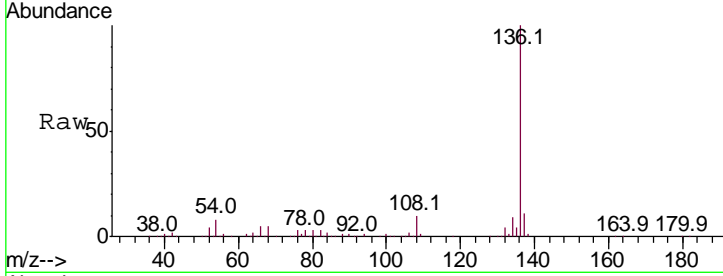


#21
 Naphthalene-d8
 Concen: 20.000 ng
 RT: 8.22 min Scan# 1042
 Delta R.T. -0.01 min
 Lab File: BF111100.D
 Acq: 29 Nov 2018 19:42

Instrument :
 BNA_F
ClientSampled :
 FK-GF-02-028-BMSD

Tgt Ion:136 Resp: 244842

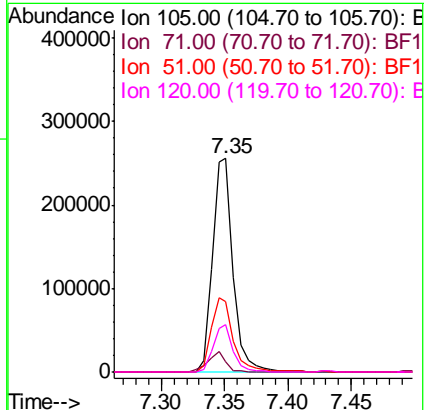
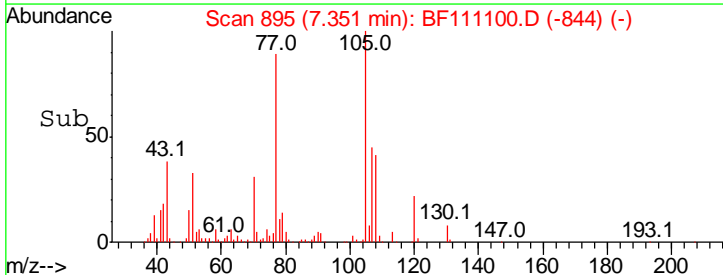
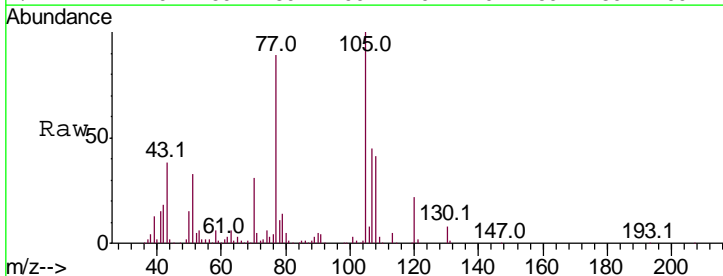
Ion	Ratio	Lower	Upper
136	100		
137	10.8	8.8	13.2
54	7.7	5.4	8.2
68	5.1	4.2	6.2

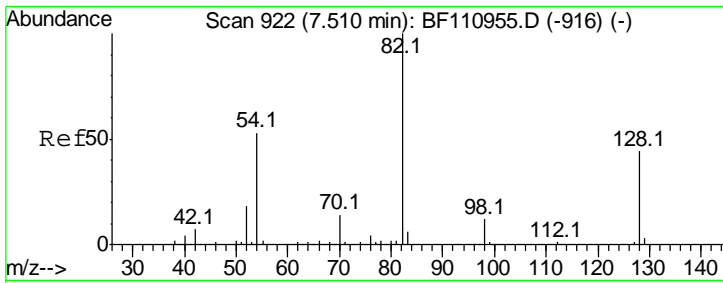


#22
 Acetophenone
 Concen: 50.941 ng
 RT: 7.35 min Scan# 895
 Delta R.T. -0.00 min
 Lab File: BF111100.D
 Acq: 29 Nov 2018 19:42

Tgt Ion:105 Resp: 292352

Ion	Ratio	Lower	Upper
105	100		
71	5.1	5.2	7.8#
51	32.9	21.8	32.8#
120	22.2	17.0	25.4

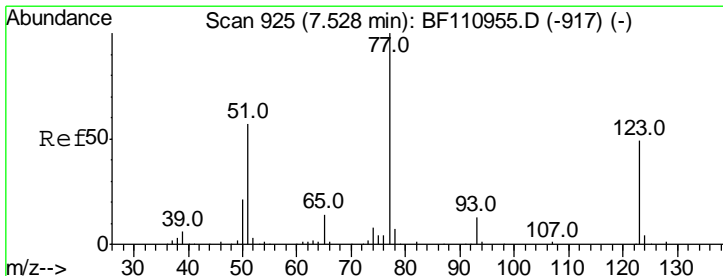
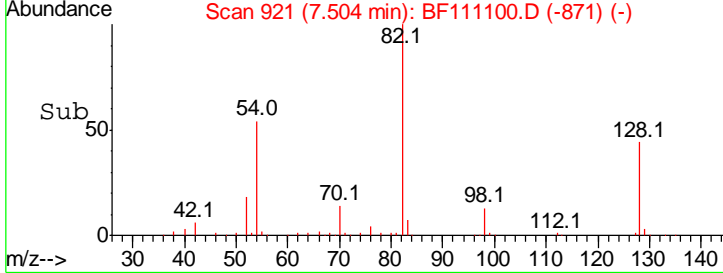
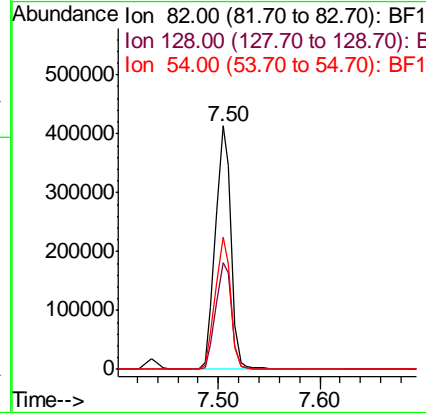
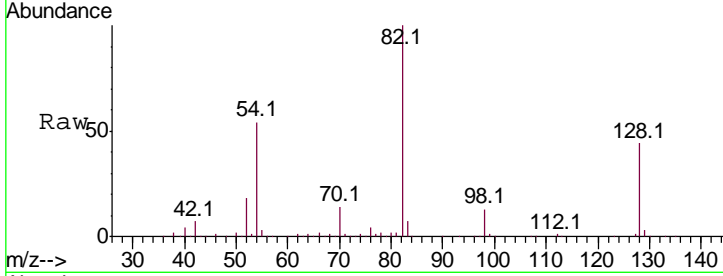




#23
 Nitrobenzene-d5
 Concen: 103.805 ng
 RT: 7.50 min Scan# 921
 Delta R.T. -0.01 min
 Lab File: BF111100.D
 Acq: 29 Nov 2018 19:42

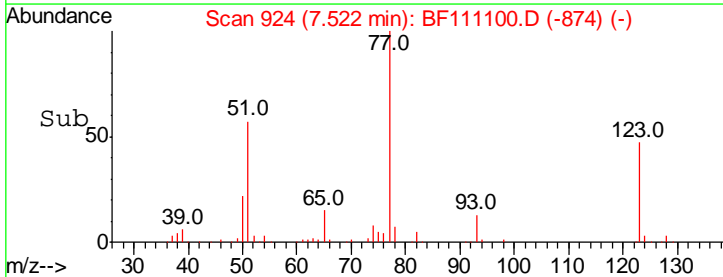
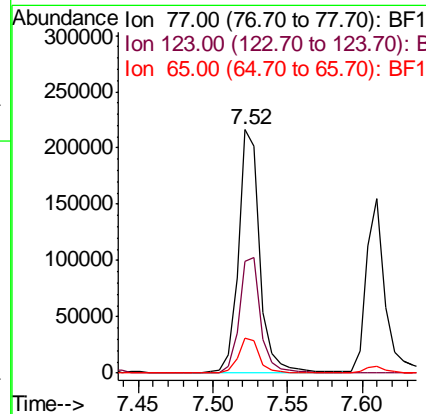
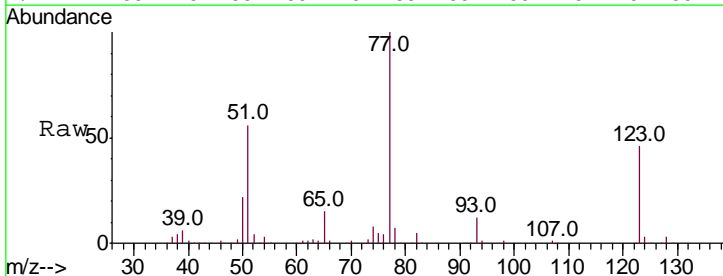
Instrument :
 BNA_F
ClientSampled :
 FK-GF-02-028-BMSD

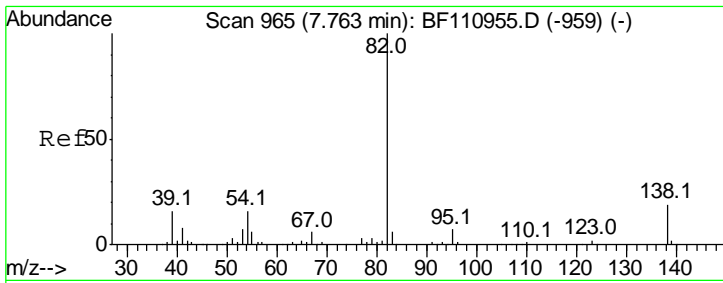
Tgt Ion	Resp	Lower	Upper
82	444095		
128	43.8	34.2	51.2
54	54.2	38.6	58.0



#24
 Nitrobenzene
 Concen: 48.923 ng
 RT: 7.52 min Scan# 924
 Delta R.T. -0.01 min
 Lab File: BF111100.D
 Acq: 29 Nov 2018 19:42

Tgt Ion	Resp	Lower	Upper
77	217655		
123	45.9	35.7	53.5
65	14.6	10.7	16.1

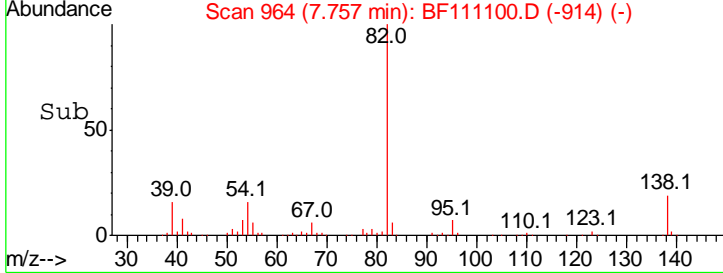
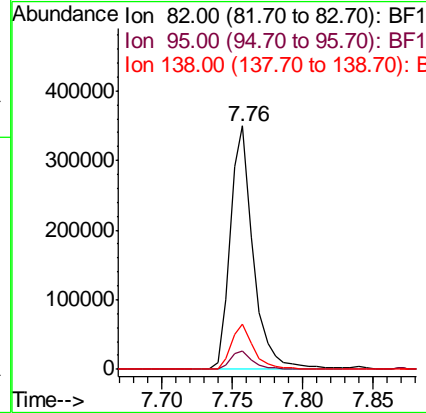
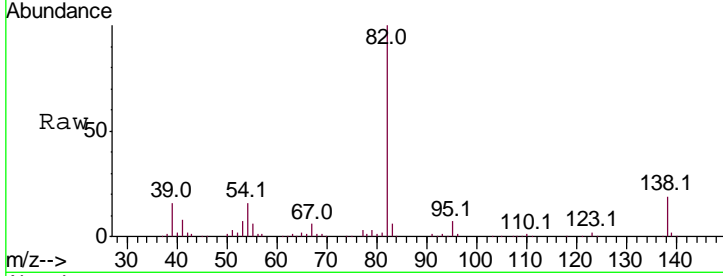




#25
 Isophorone
 Concen: 56.260 ng
 RT: 7.76 min Scan# 964
 Delta R.T. -0.01 min
 Lab File: BF111100.D
 Acq: 29 Nov 2018 19:42

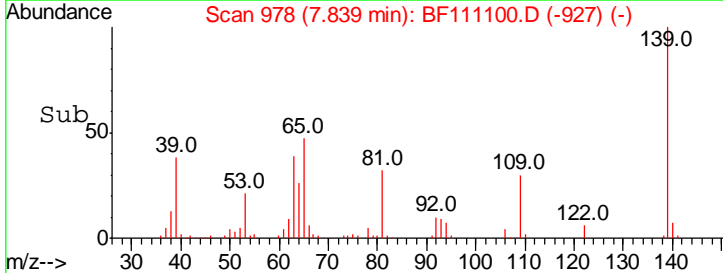
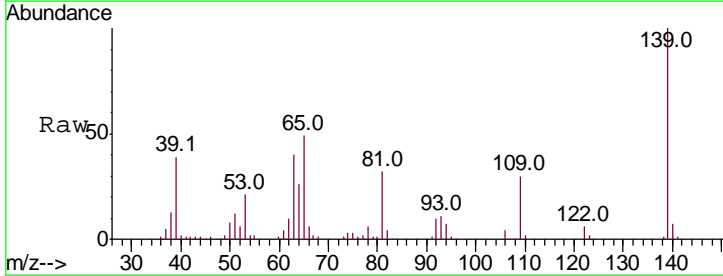
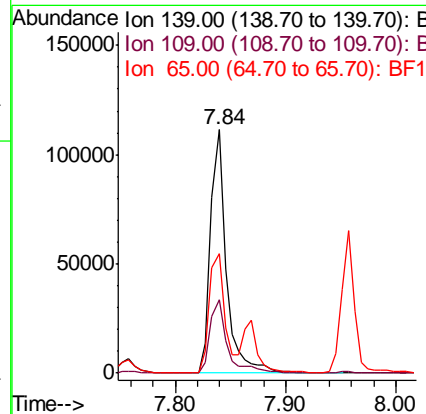
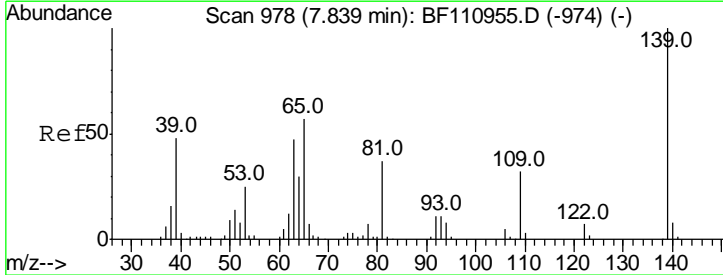
Instrument :
 BNA_F
 ClientSampleId :
 FK-GF-02-028-BMSD

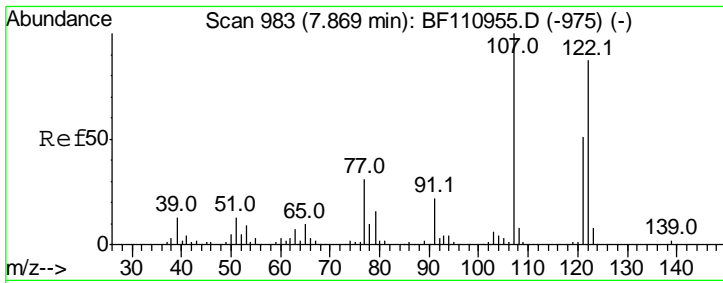
Tgt Ion	Resp	Lower	Upper
82	100		
95	7.5	5.7	8.5
138	18.8	13.2	19.8



#26
 2-Nitrophenol
 Concen: 49.855 ng
 RT: 7.84 min Scan# 978
 Delta R.T. -0.00 min
 Lab File: BF111100.D
 Acq: 29 Nov 2018 19:42

Tgt Ion	Resp	Lower	Upper
139	100		
109	30.0	25.0	37.6
65	49.1	44.0	66.0

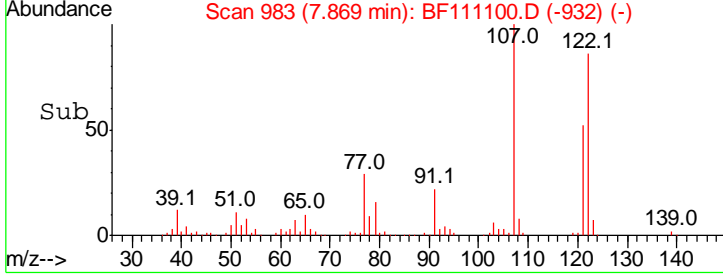
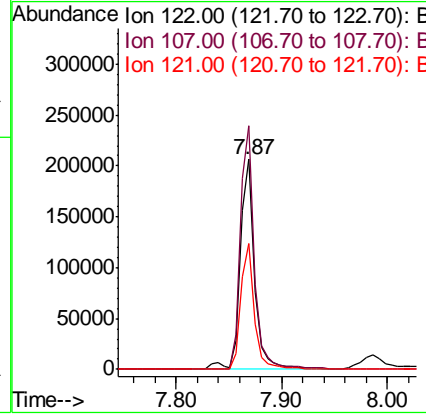
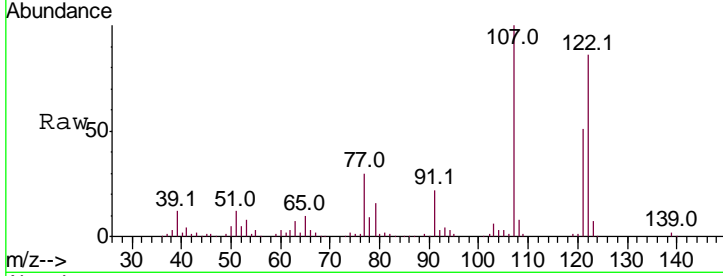




#27
 2,4-Dimethylphenol
 Concen: 58.747 ng
 RT: 7.87 min Scan# 983
 Delta R.T. -0.00 min
 Lab File: BF111100.D
 Acq: 29 Nov 2018 19:42

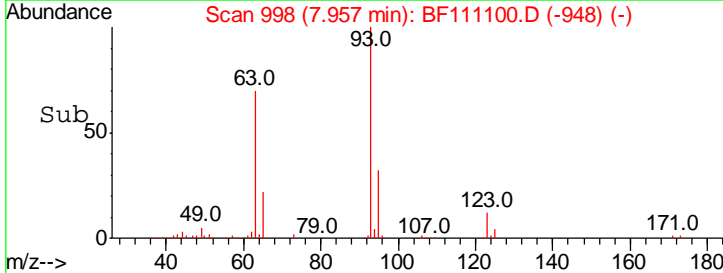
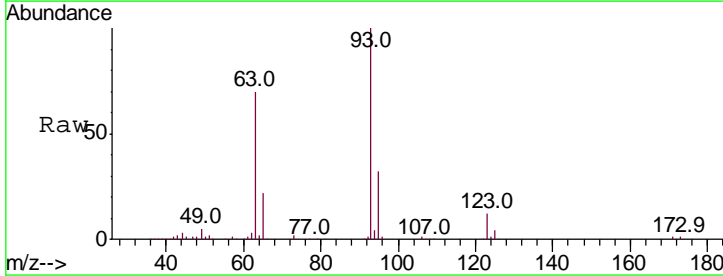
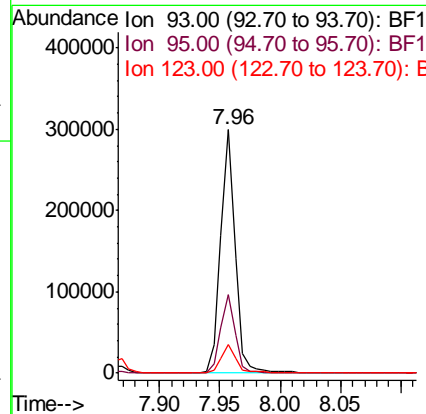
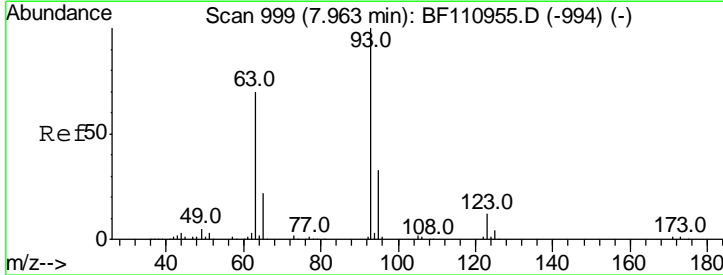
Instrument :
 BNA_F
 ClientSampleId :
 FK-GF-02-028-BMSD

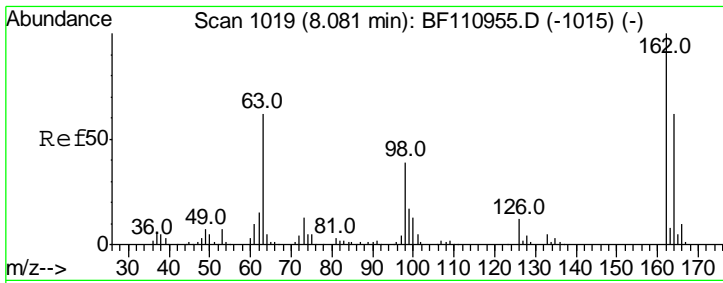
Tgt Ion	Resp	Lower	Upper
122	191758		
107	116.0	92.5	138.7
121	59.6	45.8	68.8



#28
 bis(2-Chloroethoxy)methane
 Concen: 52.505 ng
 RT: 7.96 min Scan# 998
 Delta R.T. -0.01 min
 Lab File: BF111100.D
 Acq: 29 Nov 2018 19:42

Tgt Ion	Resp	Lower	Upper
93	246847		
95	32.5	26.4	39.6
123	11.5	9.0	13.6

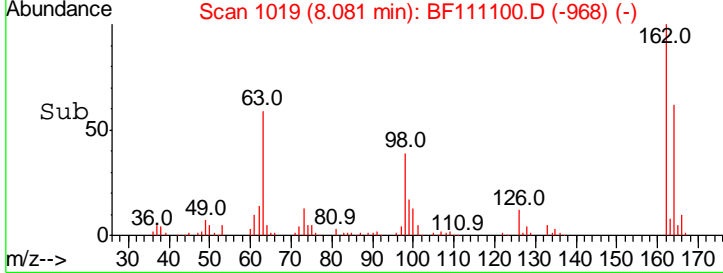
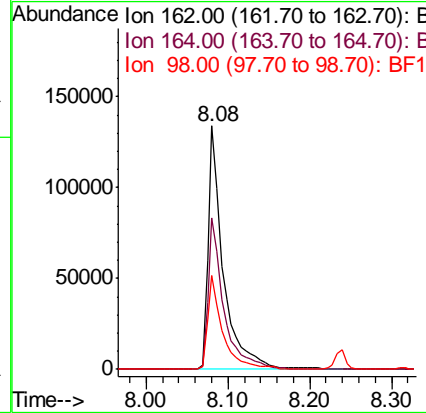
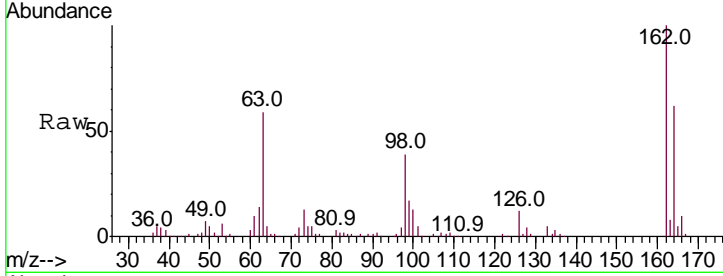




#29
 2,4-Dichlorophenol
 Concen: 51.038 ng
 RT: 8.08 min Scan# 1019
 Delta R.T. -0.00 min
 Lab File: BF111100.D
 Acq: 29 Nov 2018 19:42

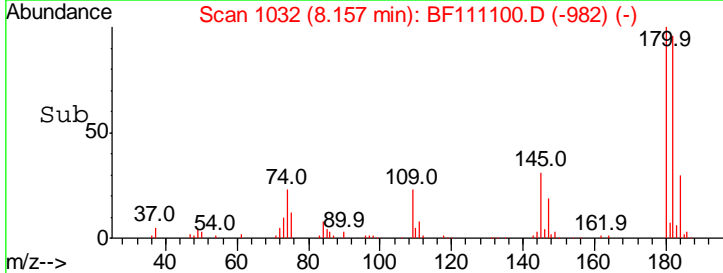
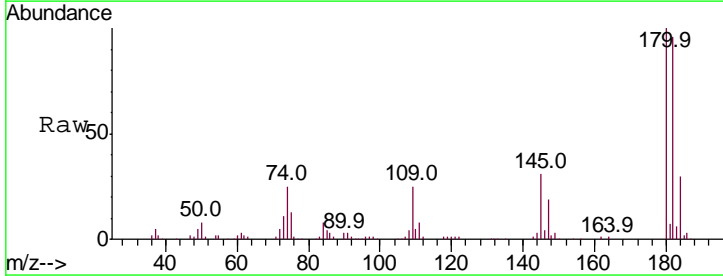
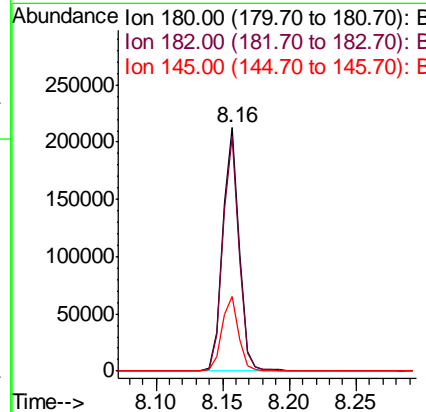
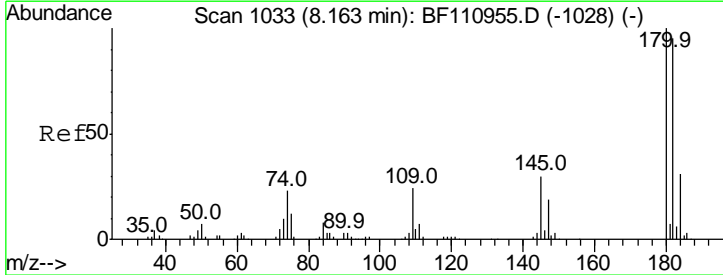
Instrument :
 BNA_F
ClientSampled :
 FK-GF-02-028-BMSD

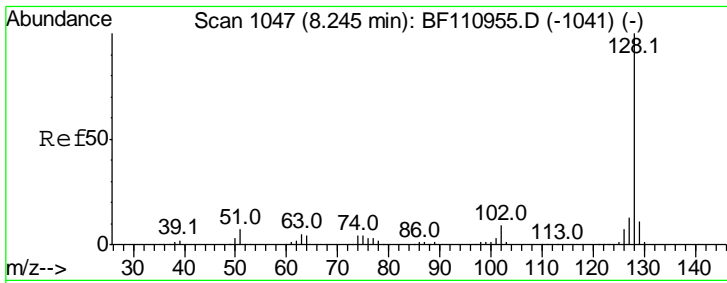
Tgt Ion	Resp	Lower	Upper
162	174331		
162	100		
164	62.2	44.6	84.6
98	38.5	17.4	57.4



#30
 1,2,4-Trichlorobenzene
 Concen: 48.352 ng
 RT: 8.16 min Scan# 1032
 Delta R.T. -0.01 min
 Lab File: BF111100.D
 Acq: 29 Nov 2018 19:42

Tgt Ion	Resp	Lower	Upper
180	185086		
180	100		
182	96.4	80.3	120.5
145	30.6	25.4	38.0

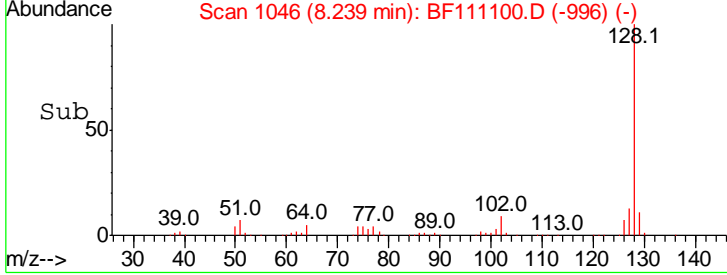
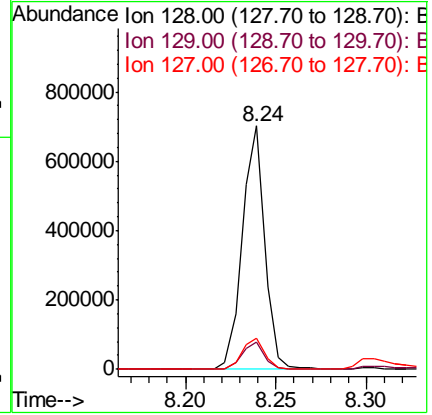
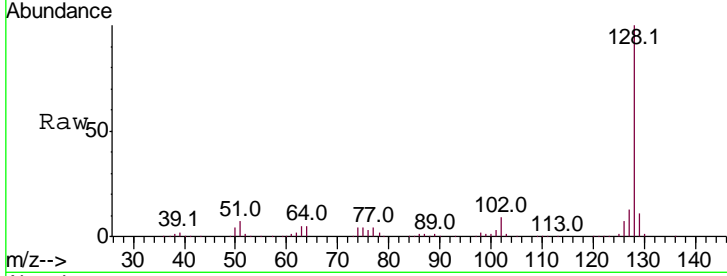




#31
 Naphthalene
 Concen: 52.767 ng
 RT: 8.24 min Scan# 1046
 Delta R.T. -0.01 min
 Lab File: BF111100.D
 Acq: 29 Nov 2018 19:42

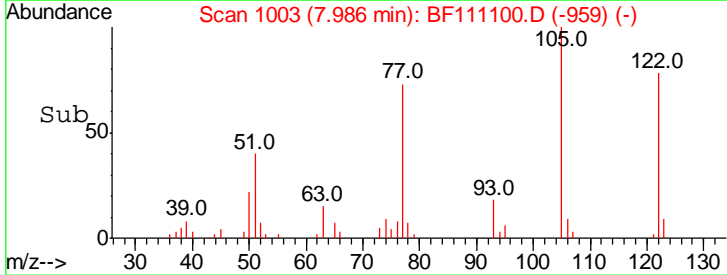
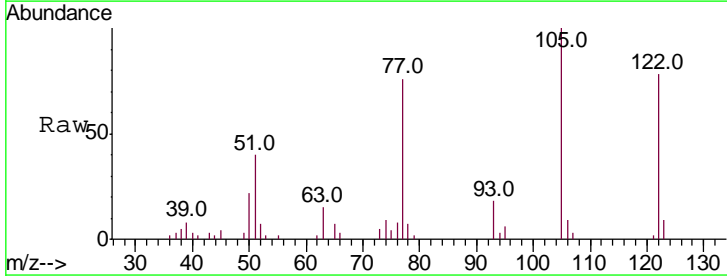
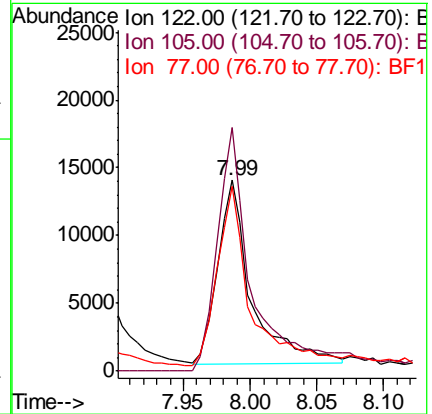
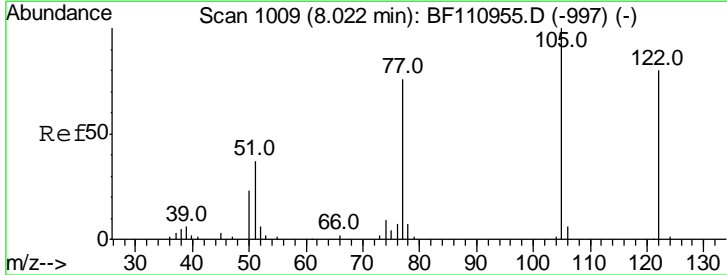
Instrument :
 BNA_F
 ClientSampleId :
 FK-GF-02-028-BMSD

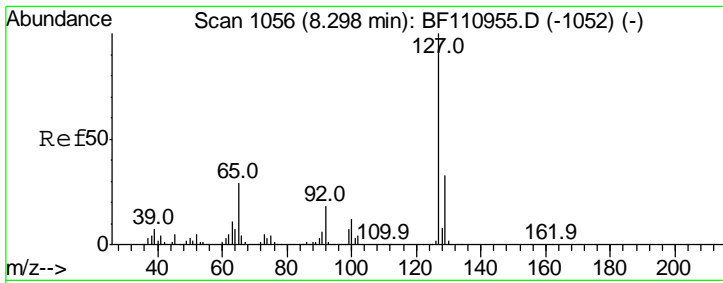
Tgt Ion	Resp	Lower	Upper
128	605612		
129	11.0	8.8	13.2
127	13.0	10.8	16.2



#32
 Benzoic acid
 Concen: 9.915 ng
 RT: 7.99 min Scan# 1003
 Delta R.T. -0.04 min
 Lab File: BF111100.D
 Acq: 29 Nov 2018 19:42

Tgt Ion	Resp	Lower	Upper
122	24062		
105	127.6	109.0	149.0
77	96.8	79.0	119.0

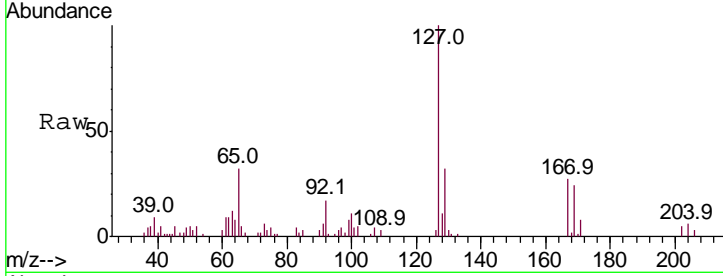




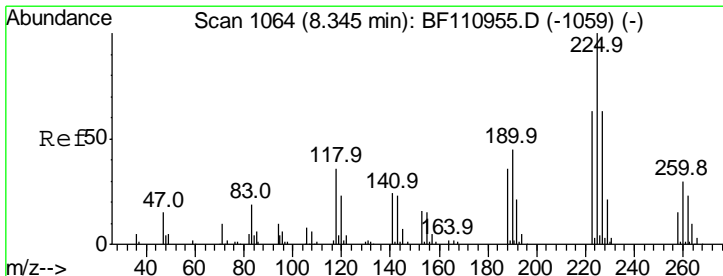
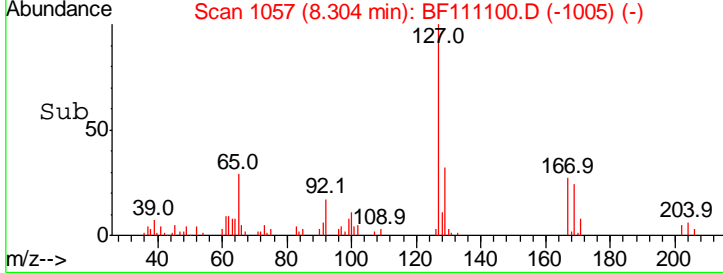
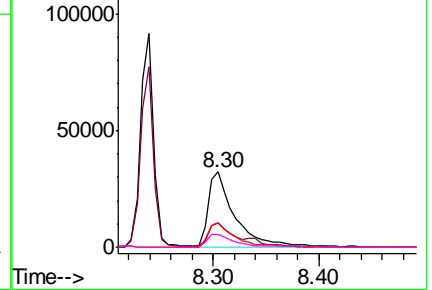
#33
 4-Chloroaniline
 Concen: 11.697 ng
 RT: 8.30 min Scan# 1057
 Delta R.T. 0.01 min
 Lab File: BF111100.D
 Acq: 29 Nov 2018 19:42

Instrument :
 BNA_F
 ClientSampleId :
 FK-GF-02-028-BMSD

Tgt Ion	Resp	Lower	Upper
127	100		
129	32.3	26.0	39.0
65	31.7	25.1	37.7
92	17.3	15.0	22.6

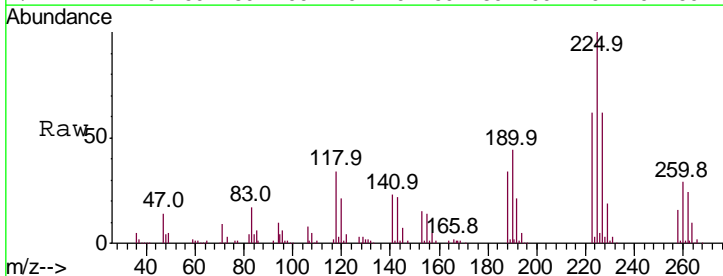


Abundance Ion 127.00 (126.70 to 127.70): E
 Ion 129.00 (128.70 to 129.70): E
 Ion 65.00 (64.70 to 65.70): BF1
 Ion 92.00 (91.70 to 92.70): BF1

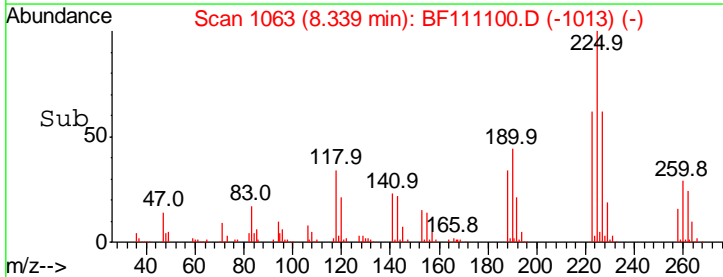
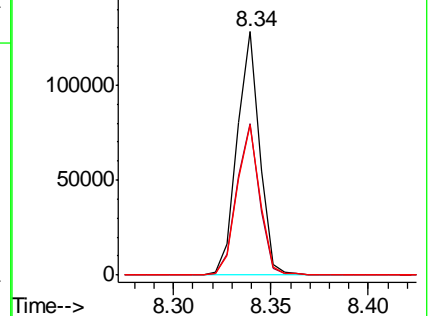


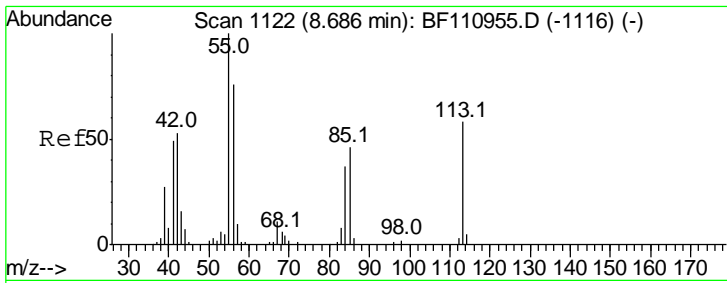
#34
 Hexachlorobutadiene
 Concen: 46.985 ng
 RT: 8.34 min Scan# 1063
 Delta R.T. -0.01 min
 Lab File: BF111100.D
 Acq: 29 Nov 2018 19:42

Tgt Ion	Resp	Lower	Upper
225	100		
223	62.2	51.4	77.2
227	61.9	51.0	76.6



Abundance Ion 225.00 (224.70 to 225.70): E
 Ion 223.00 (222.70 to 223.70): E
 Ion 227.00 (226.70 to 227.70): E

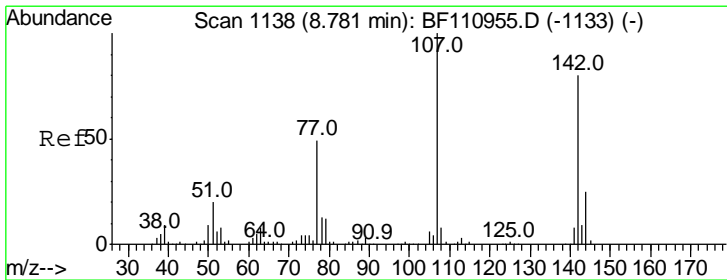
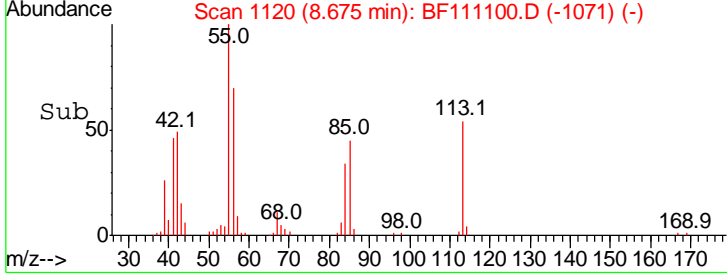
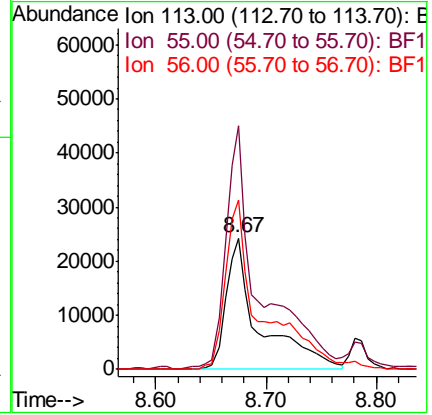
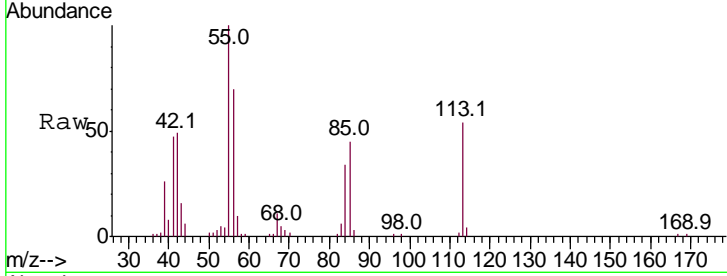




#35
 Caprolactam
 Concen: 43.790 ng
 RT: 8.67 min Scan# 1120
 Delta R.T. -0.01 min
 Lab File: BF111100.D
 Acq: 29 Nov 2018 19:42

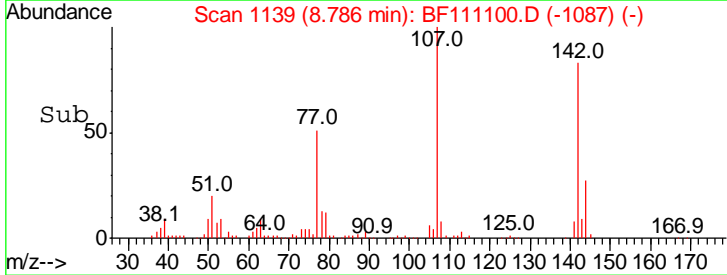
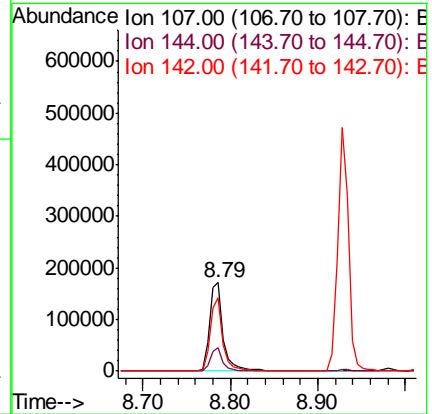
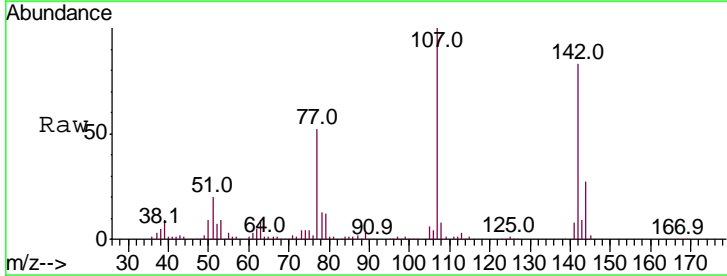
Instrument :
 BNA_F
 ClientSampleId :
 FK-GF-02-028-BMSD

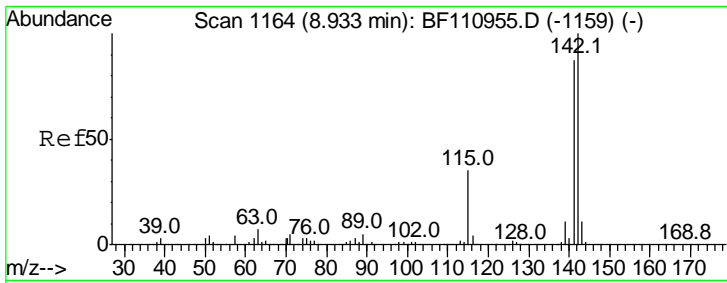
Tgt Ion	Resp	Lower	Upper
113	100		
55	185.4	142.8	182.8#
56	129.3	105.0	145.0



#36
 4-Chloro-3-methylphenol
 Concen: 48.428 ng
 RT: 8.79 min Scan# 1139
 Delta R.T. 0.01 min
 Lab File: BF111100.D
 Acq: 29 Nov 2018 19:42

Tgt Ion	Resp	Lower	Upper
107	100		
144	26.8	20.0	30.0
142	83.0	59.7	89.5

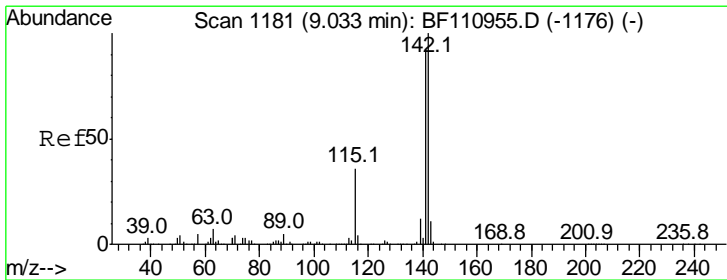
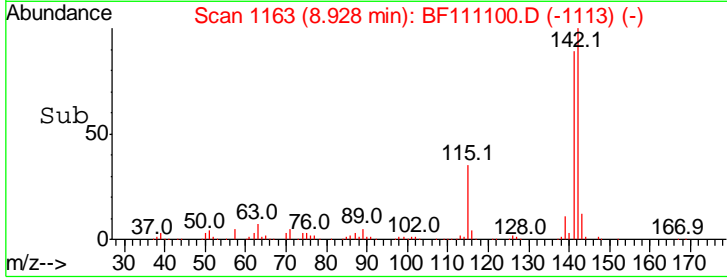
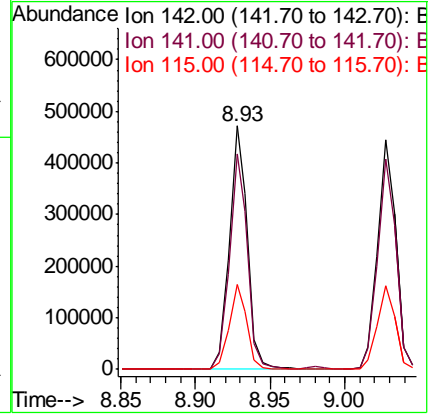
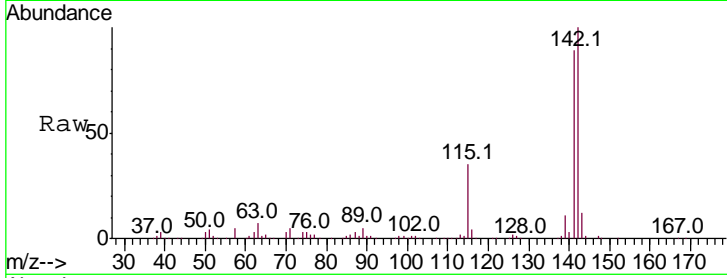




#37
 2-Methylnaphthalene
 Concen: 53.407 ng
 RT: 8.93 min Scan# 1163
 Delta R.T. -0.01 min
 Lab File: BF111100.D
 Acq: 29 Nov 2018 19:42

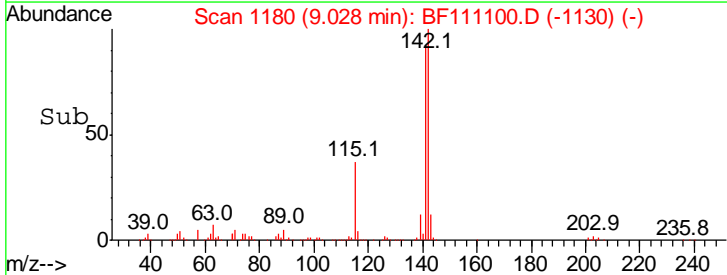
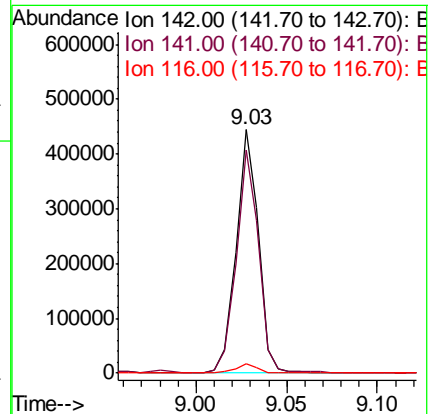
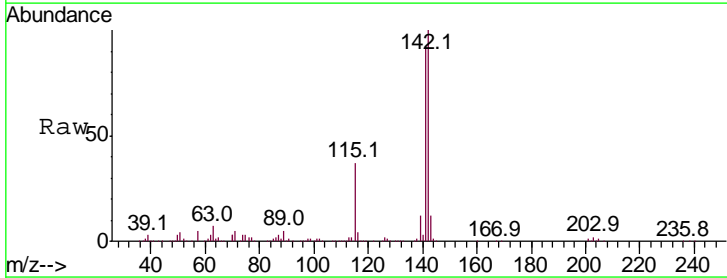
Instrument :
 BNA_F
 ClientSampleId :
 FK-GF-02-028-BMSD

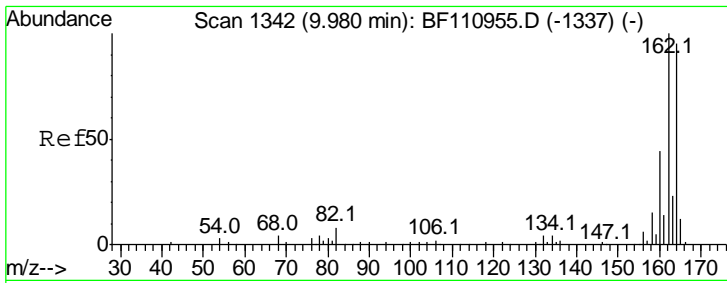
Tgt Ion	Resp	Lower	Upper
142	100		
141	88.6	71.4	107.2
115	34.9	28.7	43.1



#38
 1-Methylnaphthalene
 Concen: 51.114 ng
 RT: 9.03 min Scan# 1180
 Delta R.T. -0.01 min
 Lab File: BF111100.D
 Acq: 29 Nov 2018 19:42

Tgt Ion	Resp	Lower	Upper
142	100		
141	91.5	74.2	111.4
116	3.9	2.6	4.0

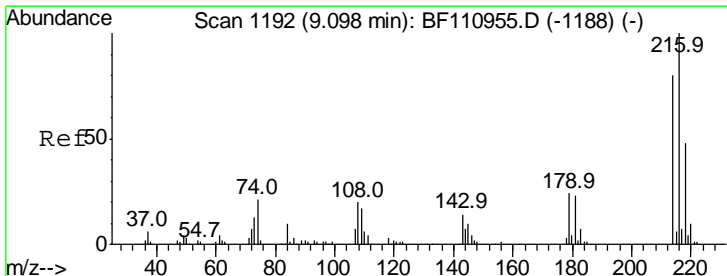
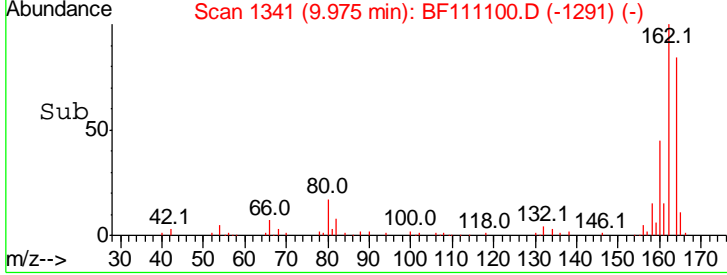
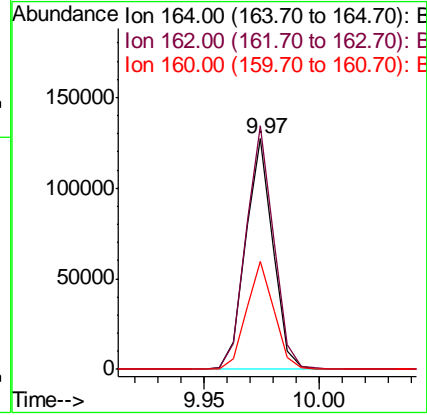
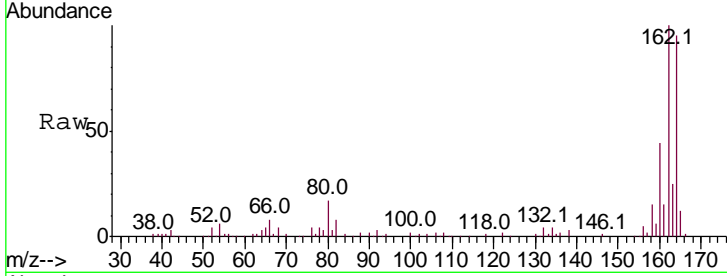




#39
 Acenaphthene-d10
 Concen: 20.000 ng
 RT: 9.97 min Scan# 1341
 Delta R.T. -0.01 min
 Lab File: BF111100.D
 Acq: 29 Nov 2018 19:42

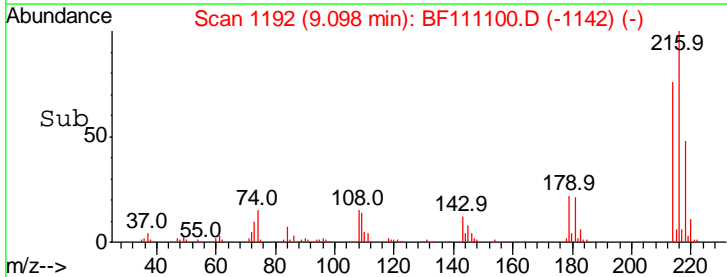
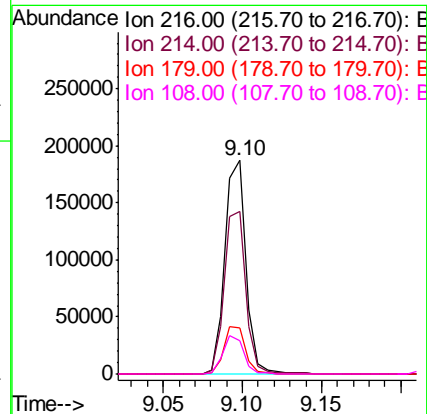
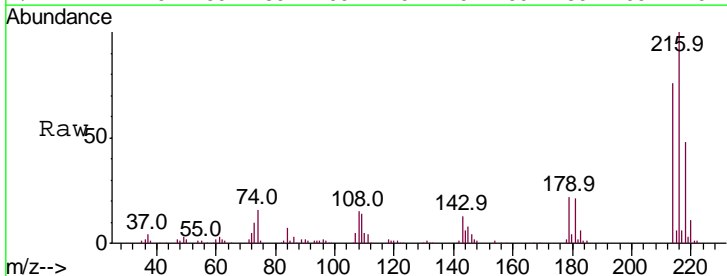
Instrument :
 BNA_F
ClientSampleId :
 FK-GF-02-028-BMSD

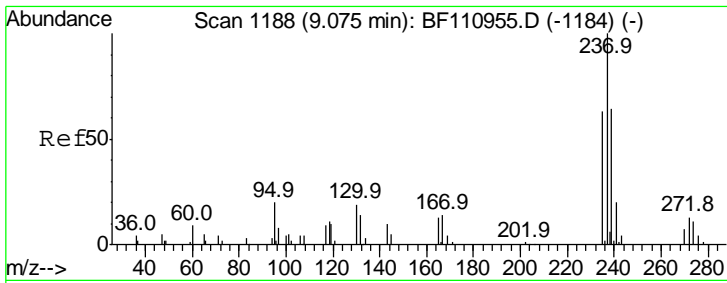
Tgt Ion	Resp	Lower	Upper
164	105187		
162	100	83.0	124.6
160	46.9	37.0	55.6



#40
 1,2,4,5-Tetrachlorobenzene
 Concen: 52.040 ng
 RT: 9.10 min Scan# 1192
 Delta R.T. -0.01 min
 Lab File: BF111100.D
 Acq: 29 Nov 2018 19:42

Tgt Ion	Resp	Lower	Upper
216	172195		
214	100	63.8	95.6
179	22.6	16.6	25.0
108	17.9	15.1	22.7

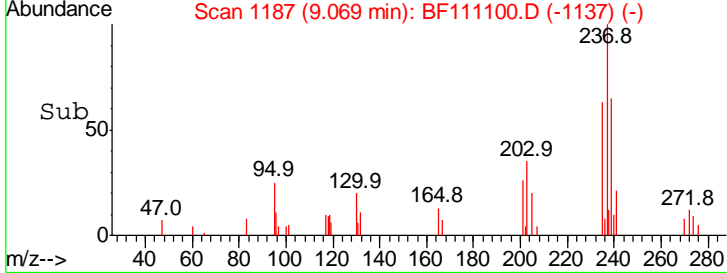
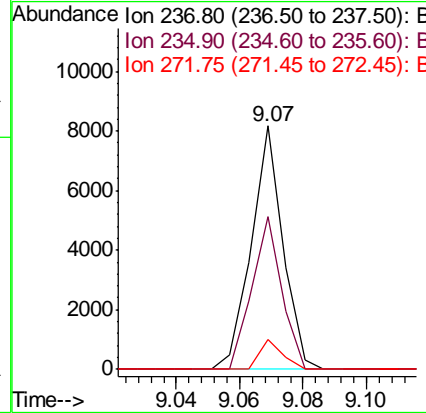
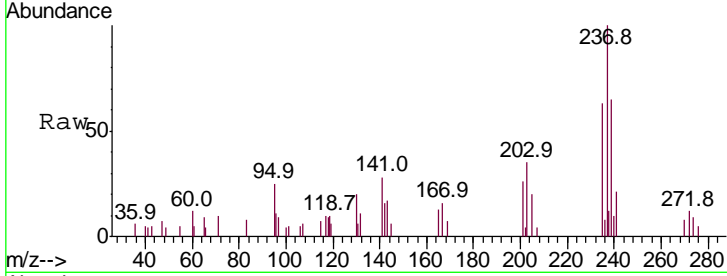




#41
 Hexachlorocyclopentadiene
 Concen: 26.533 ng
 RT: 9.07 min Scan# 1187
 Delta R.T. -0.01 min
 Lab File: BF111100.D
 Acq: 29 Nov 2018 19:42

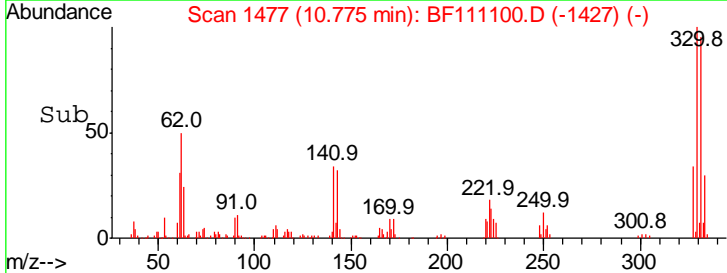
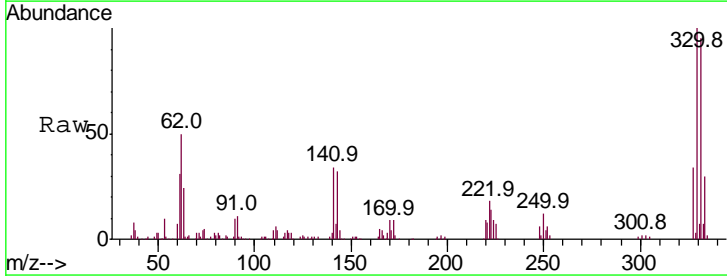
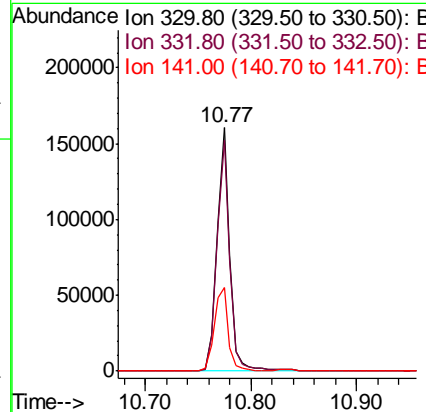
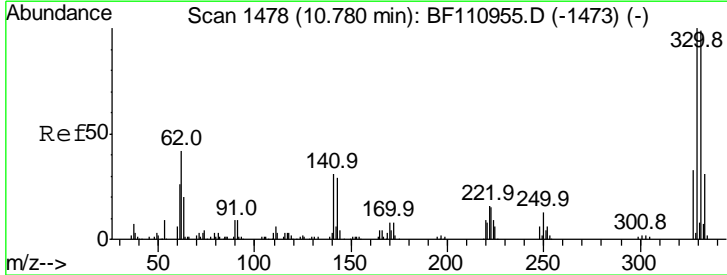
Instrument :
 BNA_F
 ClientSampleId :
 FK-GF-02-028-BMSD

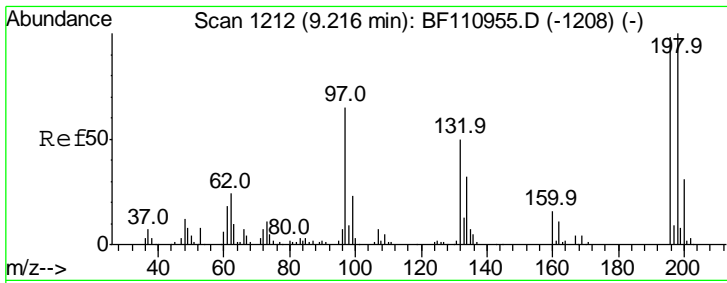
Tgt Ion	Resp	Lower	Upper
237	100		
235	62.6	43.1	83.1
272	12.1	0.0	32.6



#42
 2,4,6-Tribromophenol
 Concen: 133.749 ng
 RT: 10.77 min Scan# 1477
 Delta R.T. -0.01 min
 Lab File: BF111100.D
 Acq: 29 Nov 2018 19:42

Tgt Ion	Resp	Lower	Upper
330	100		
332	95.0	77.1	115.7
141	36.9	27.0	40.4

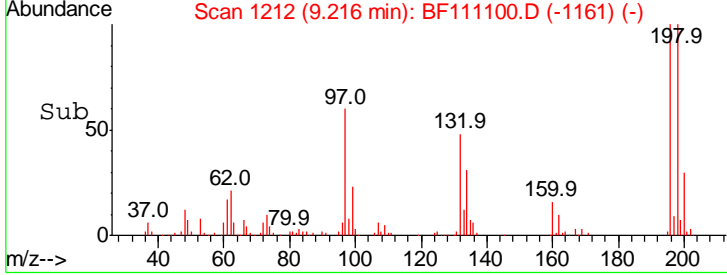
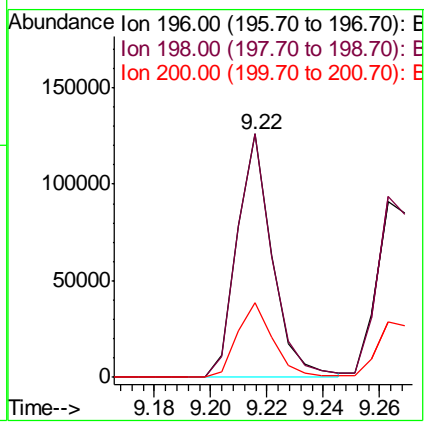
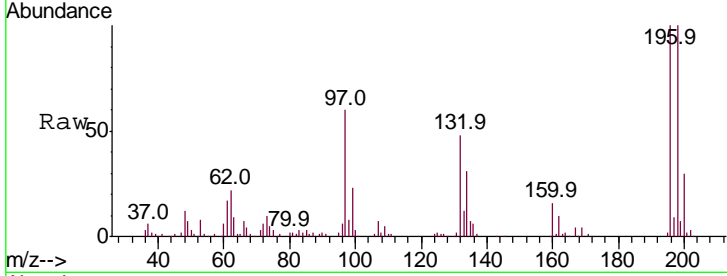




#43
 2,4,6-Trichlorophenol
 Concen: 55.226 ng
 RT: 9.22 min Scan# 1212
 Delta R.T. -0.00 min
 Lab File: BF111100.D
 Acq: 29 Nov 2018 19:42

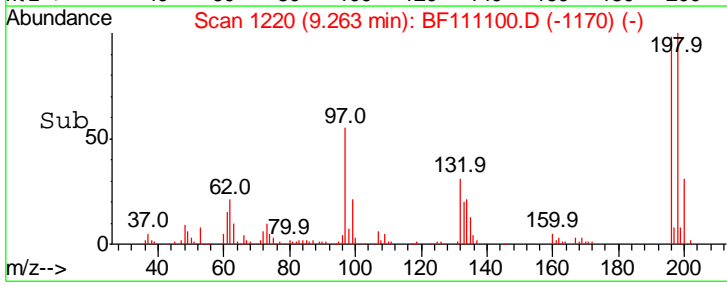
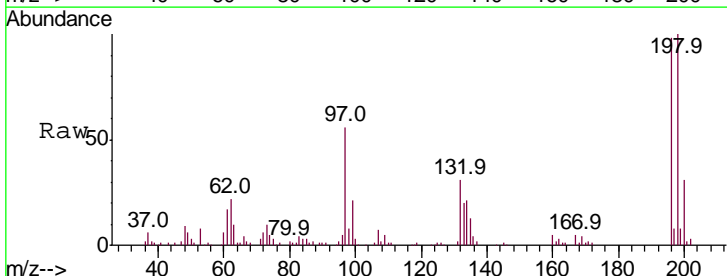
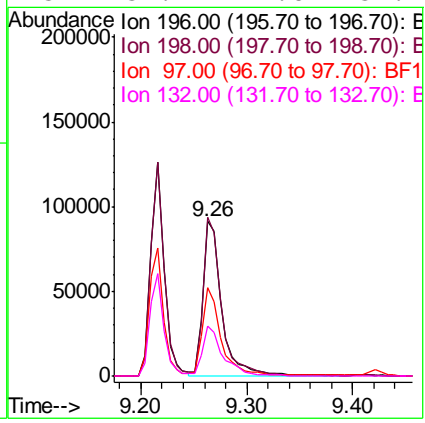
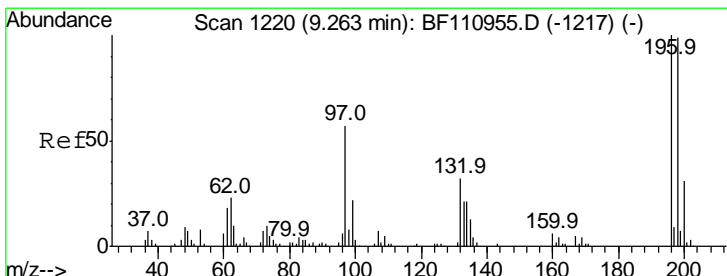
Instrument :
 BNA_F
 ClientSampleId :
 FK-GF-02-028-BMSD

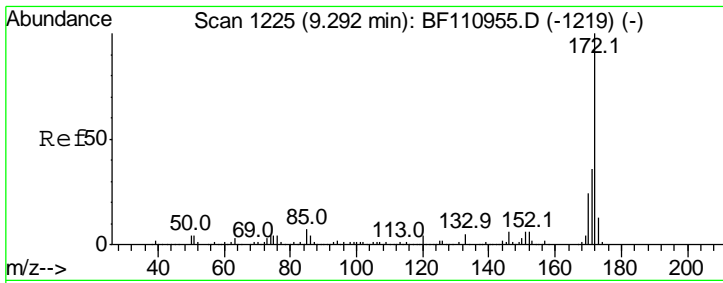
Tgt Ion	Resp	Lower	Upper
196	109140		
198	100.0	76.2	114.4
200	30.5	24.4	36.6



#44
 2,4,5-Trichlorophenol
 Concen: 54.580 ng
 RT: 9.26 min Scan# 1220
 Delta R.T. -0.01 min
 Lab File: BF111100.D
 Acq: 29 Nov 2018 19:42

Tgt Ion	Resp	Lower	Upper
196	113575		
198	102.5	75.8	113.6
97	57.2	42.4	63.6
132	32.2	22.8	34.2



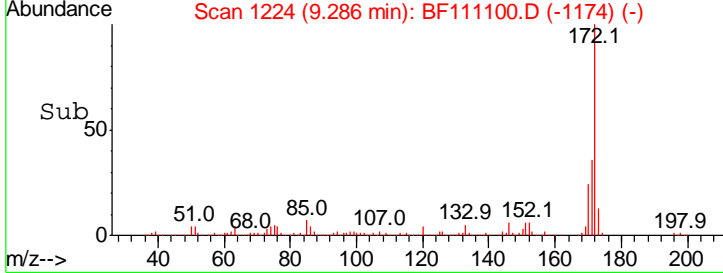
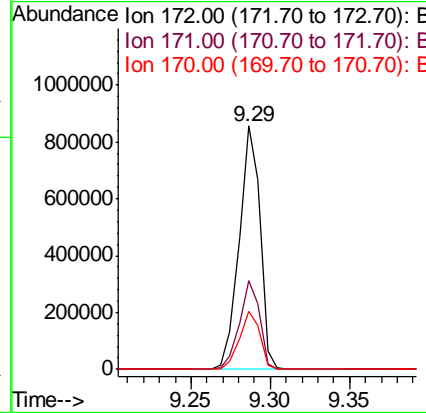
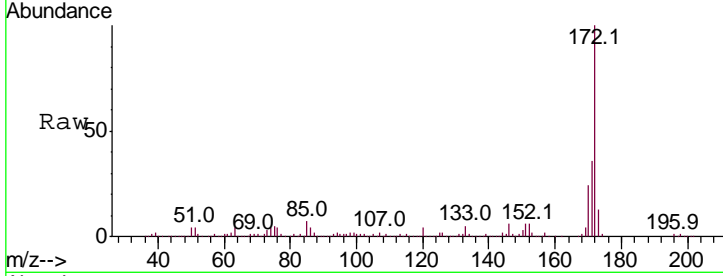


#45
 2-Fluorobiphenyl
 Concen: 108.007 ng
 RT: 9.29 min Scan# 1224
 Delta R.T. -0.01 min
 Lab File: BF111100.D
 Acq: 29 Nov 2018 19:42

Instrument :
 BNA_F
 ClientSampleId :
 FK-GF-02-028-BMSD

Tgt Ion:172 Resp: 784176

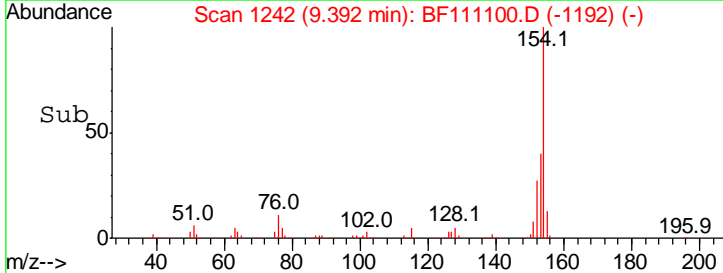
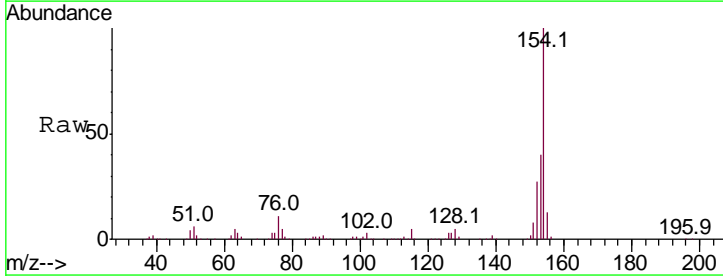
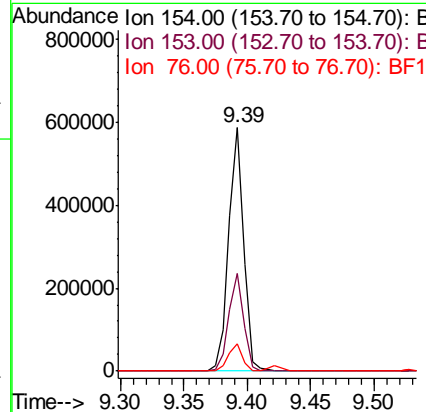
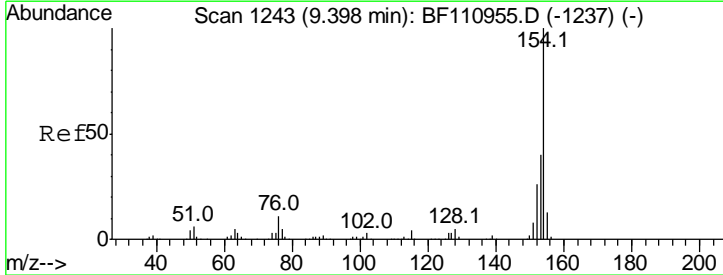
Ion	Ratio	Lower	Upper
172	100		
171	36.3	28.6	43.0
170	24.1	19.7	29.5

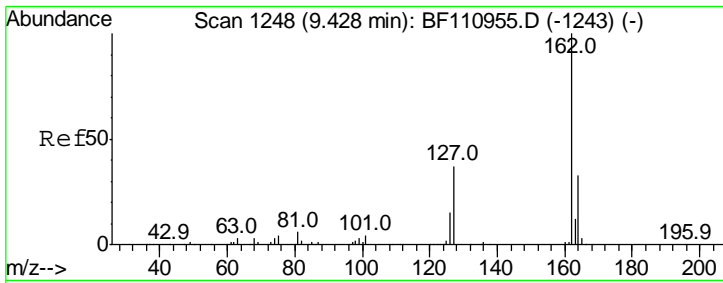


#46
 1,1'-Biphenyl
 Concen: 49.880 ng
 RT: 9.39 min Scan# 1242
 Delta R.T. -0.01 min
 Lab File: BF111100.D
 Acq: 29 Nov 2018 19:42

Tgt Ion:154 Resp: 483712

Ion	Ratio	Lower	Upper
154	100		
153	40.1	20.4	60.4
76	11.2	0.0	31.9

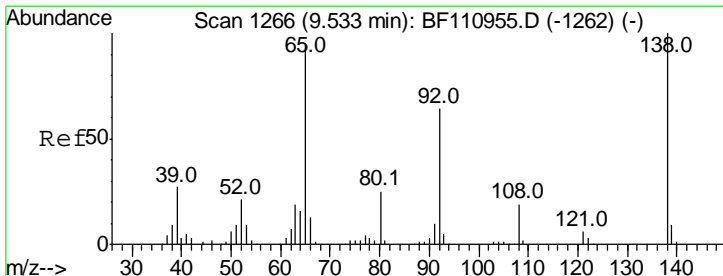
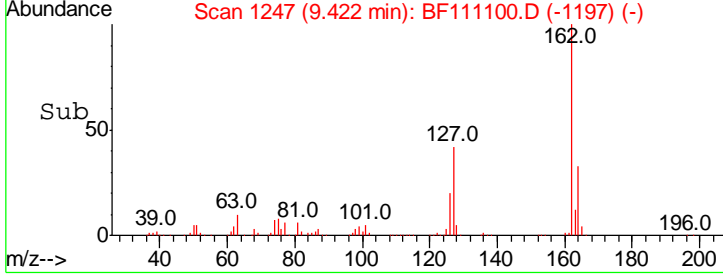
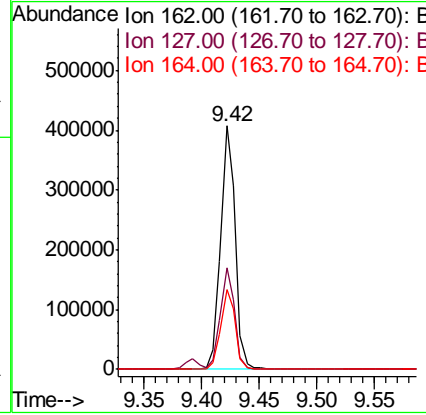
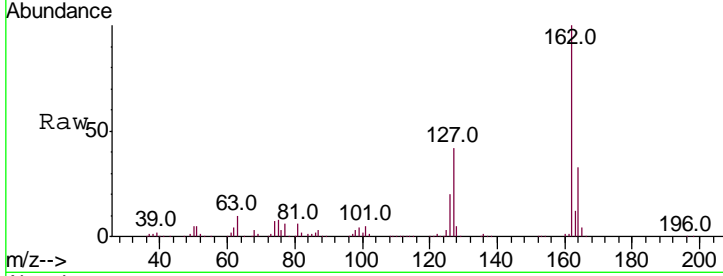




#47
 2-Chloronaphthalene
 Concen: 50.534 ng
 RT: 9.42 min Scan# 1247
 Delta R.T. -0.01 min
 Lab File: BF111100.D
 Acq: 29 Nov 2018 19:42

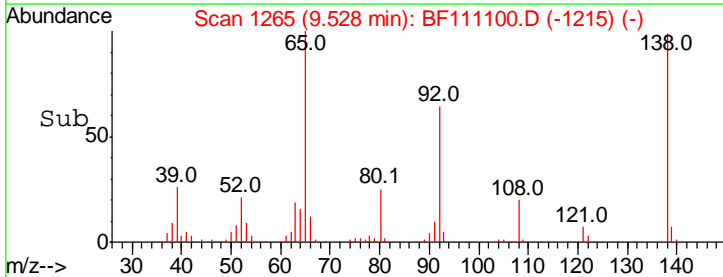
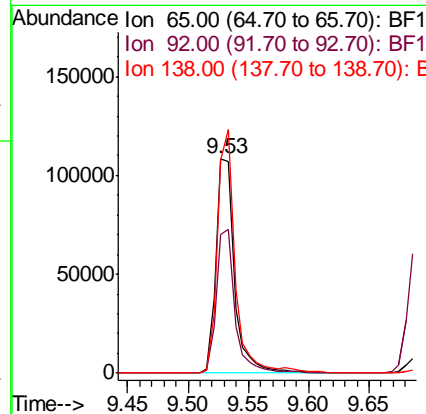
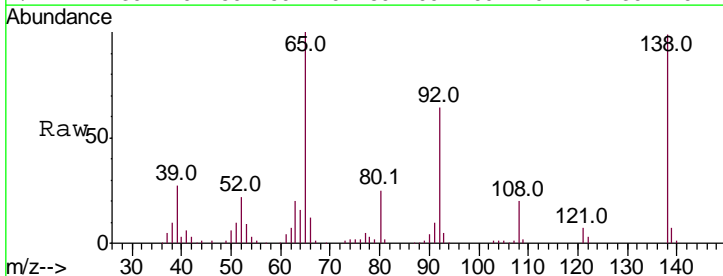
Instrument :
 BNA_F
 ClientSampleId :
 FK-GF-02-028-BMSD

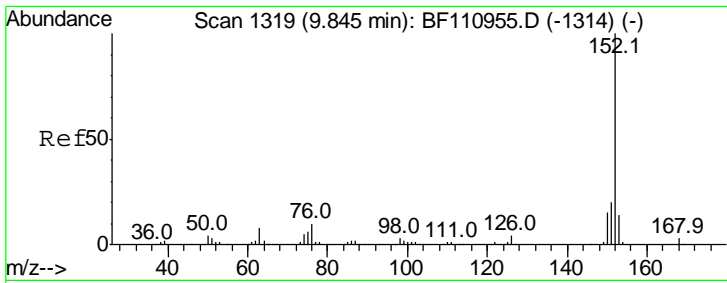
Tgt Ion	Resp	Lower	Upper
162	355322		
162	100		
127	41.9	32.6	48.8
164	32.8	25.9	38.9



#48
 2-Nitroaniline
 Concen: 52.198 ng
 RT: 9.53 min Scan# 1265
 Delta R.T. -0.01 min
 Lab File: BF111100.D
 Acq: 29 Nov 2018 19:42

Tgt Ion	Resp	Lower	Upper
65	114800		
65	100		
92	64.5	54.6	81.8
138	98.9	80.3	120.5

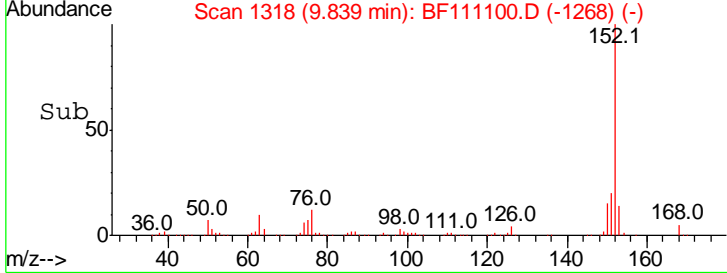
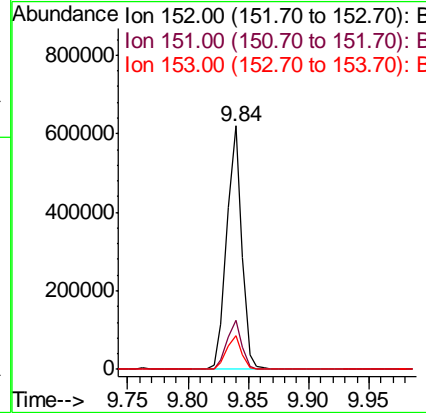
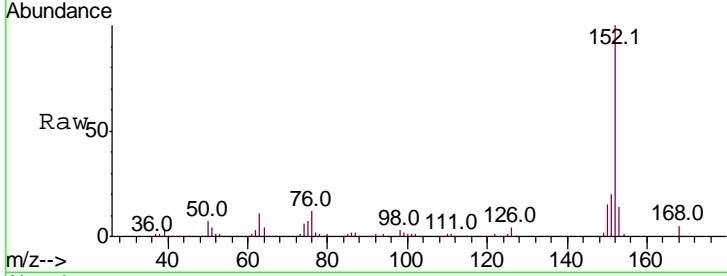




#49
 Acenaphthylene
 Concen: 52.975 ng
 RT: 9.84 min Scan# 1318
 Delta R.T. -0.01 min
 Lab File: BF111100.D
 Acq: 29 Nov 2018 19:42

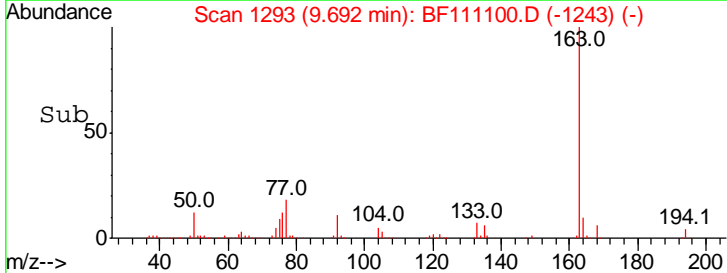
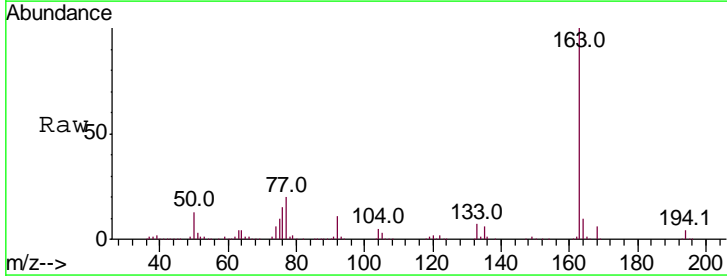
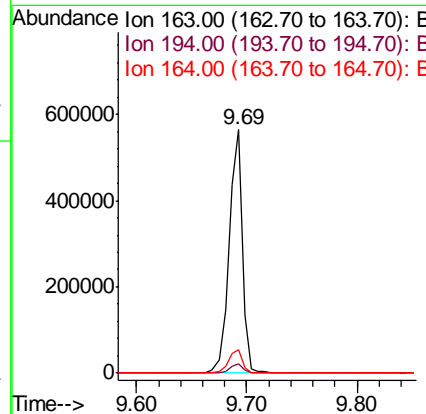
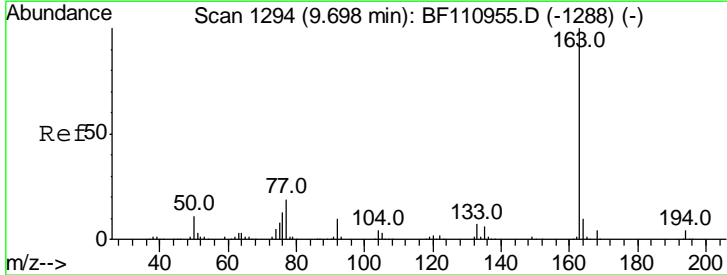
Instrument :
 BNA_F
 ClientSampleId :
 FK-GF-02-028-BMSD

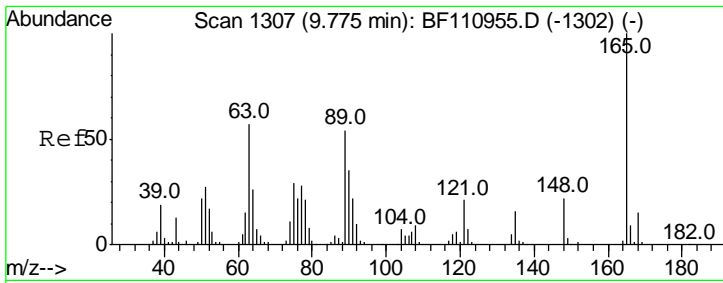
Tgt Ion	Resp	Lower	Upper
152	100		
151	20.3	15.8	23.8
153	13.8	10.4	15.6



#50
 Dimethylphthalate
 Concen: 61.546 ng
 RT: 9.69 min Scan# 1293
 Delta R.T. -0.01 min
 Lab File: BF111100.D
 Acq: 29 Nov 2018 19:42

Tgt Ion	Resp	Lower	Upper
163	100		
194	3.7	3.2	4.8
164	9.7	8.1	12.1

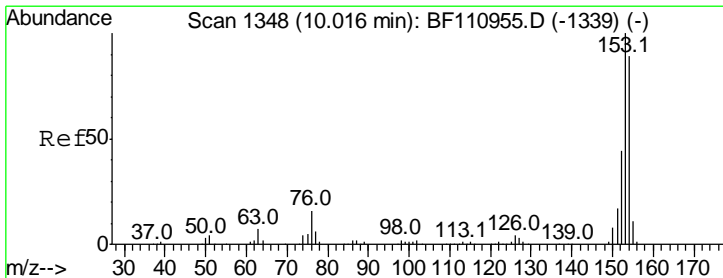
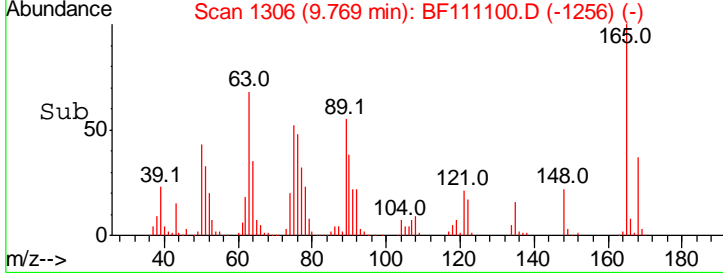
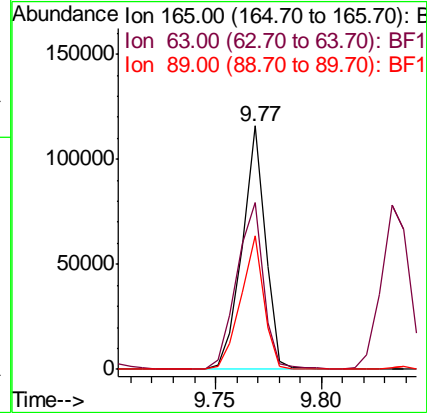
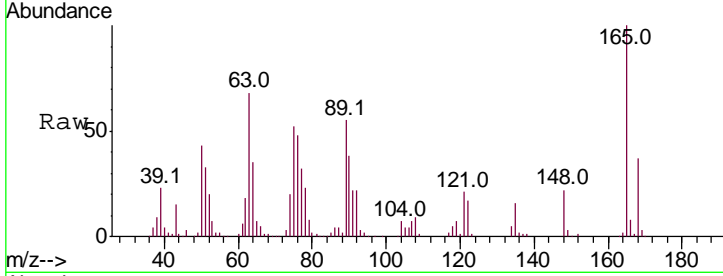




#51
 2,6-Dinitrotoluene
 Concen: 51.136 ng
 RT: 9.77 min Scan# 1306
 Delta R.T. -0.01 min
 Lab File: BF111100.D
 Acq: 29 Nov 2018 19:42

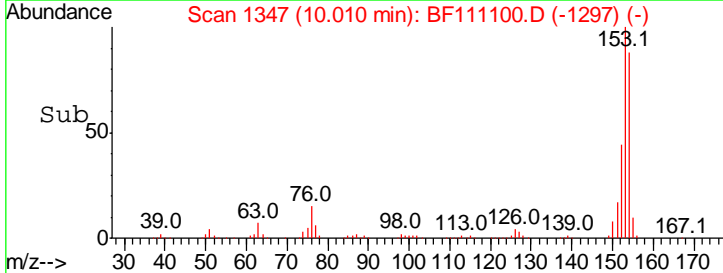
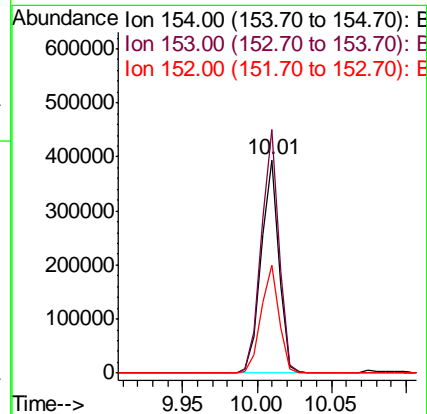
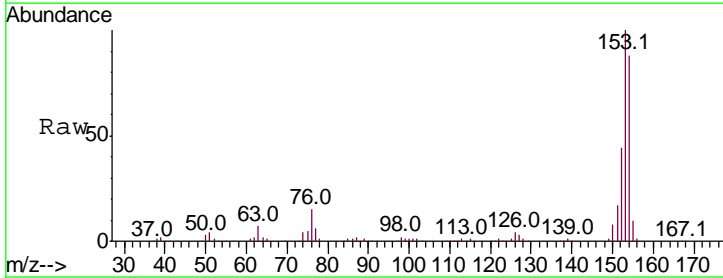
Instrument :
 BNA_F
 ClientSampleId :
 FK-GF-02-028-BMSD

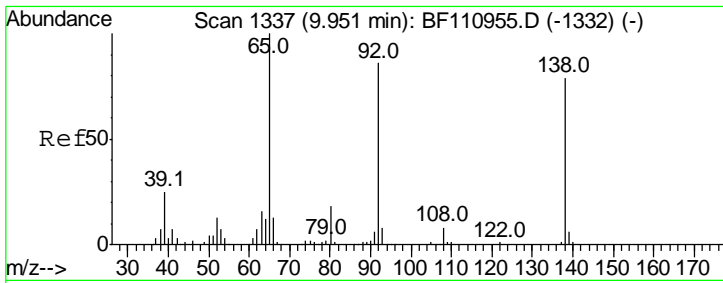
Tgt Ion	Resp	Lower	Upper
165	100		
63	68.4	48.9	73.3
89	55.0	46.6	69.8



#52
 Acenaphthene
 Concen: 50.141 ng
 RT: 10.01 min Scan# 1347
 Delta R.T. -0.01 min
 Lab File: BF111100.D
 Acq: 29 Nov 2018 19:42

Tgt Ion	Resp	Lower	Upper
154	100		
153	114.1	90.1	135.1
152	50.6	43.4	65.2

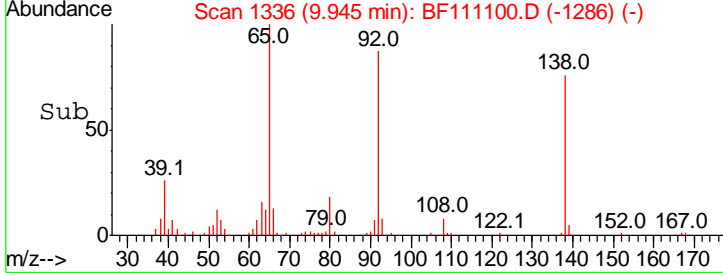
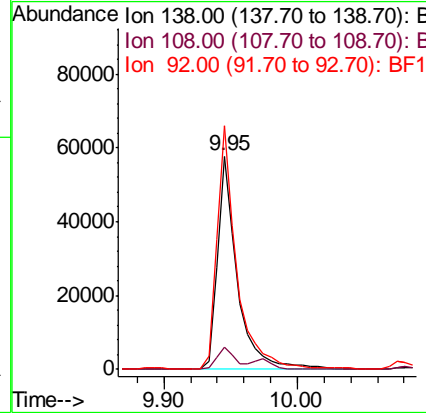
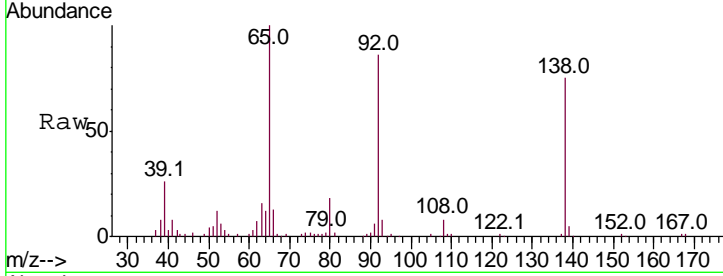




#53
 3-Nitroaniline
 Concen: 30.082 ng
 RT: 9.95 min Scan# 1336
 Delta R.T. -0.01 min
 Lab File: BF111100.D
 Acq: 29 Nov 2018 19:42

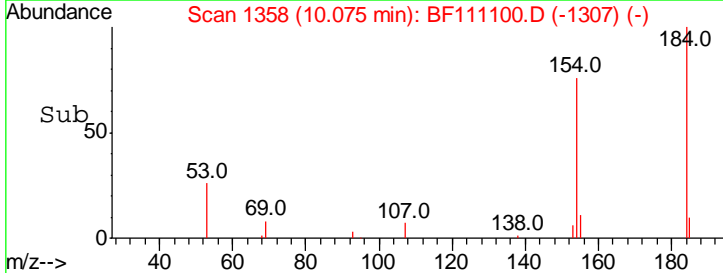
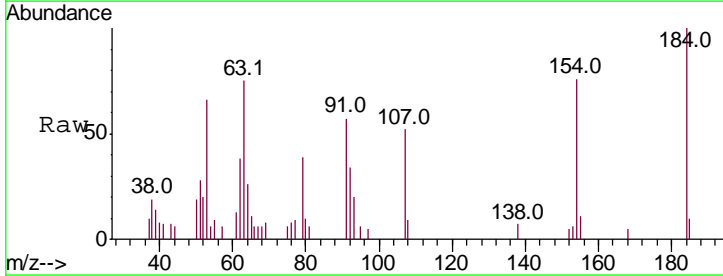
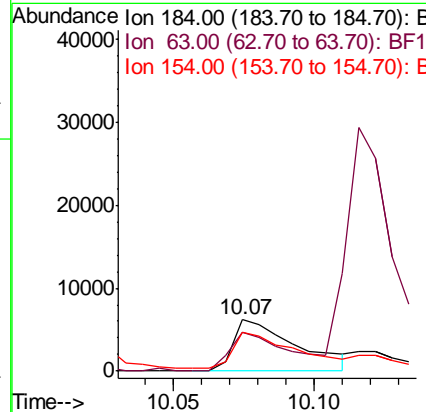
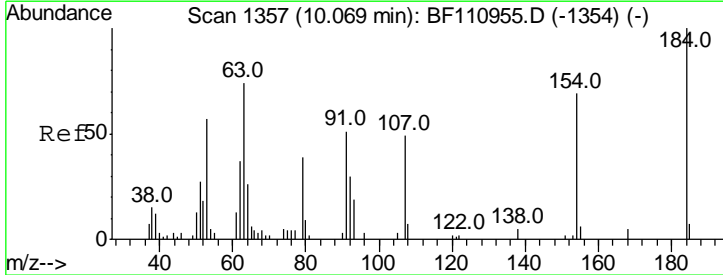
Instrument :
 BNA_F
 ClientSampleId :
 FK-GF-02-028-BMSD

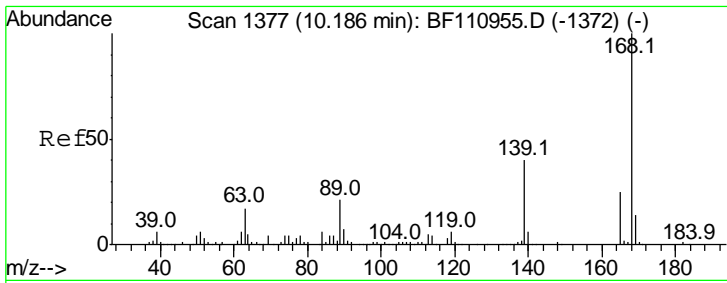
Tgt Ion	Resp	Lower	Upper
138	60213		
108	10.7	8.7	13.1
92	114.4	97.0	145.4



#54
 2,4-Dinitrophenol
 Concen: 18.783 ng
 RT: 10.07 min Scan# 1358
 Delta R.T. -0.00 min
 Lab File: BF111100.D
 Acq: 29 Nov 2018 19:42

Tgt Ion	Resp	Lower	Upper
184	9587		
154	76.3	63.2	94.8
63	74.9	55.8	83.6

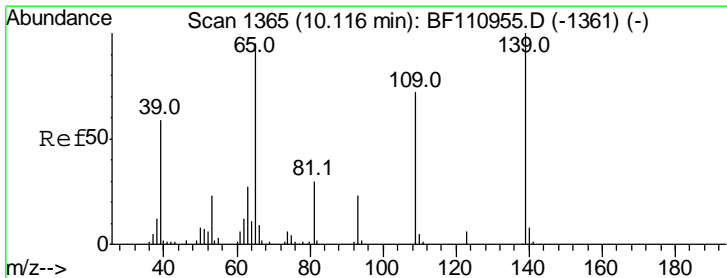
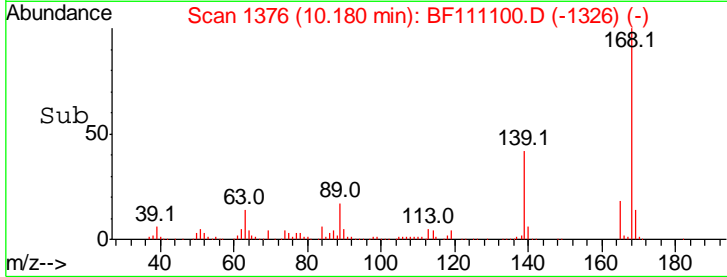
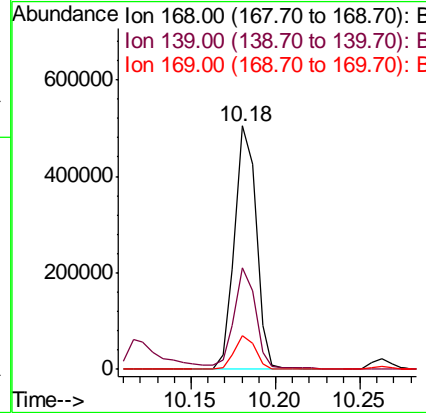
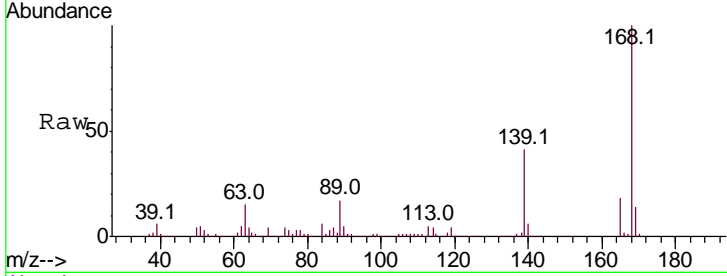




#55
 Dibenzofuran
 Concen: 48.290 ng
 RT: 10.18 min Scan# 1376
 Delta R.T. -0.01 min
 Lab File: BF111100.D
 Acq: 29 Nov 2018 19:42

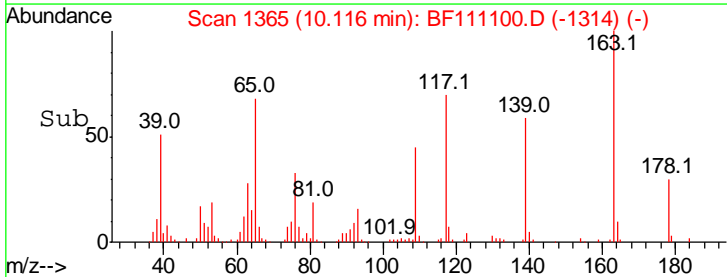
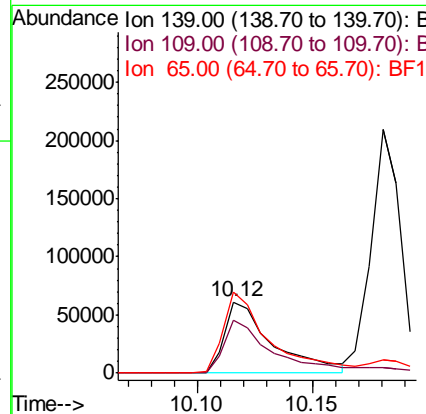
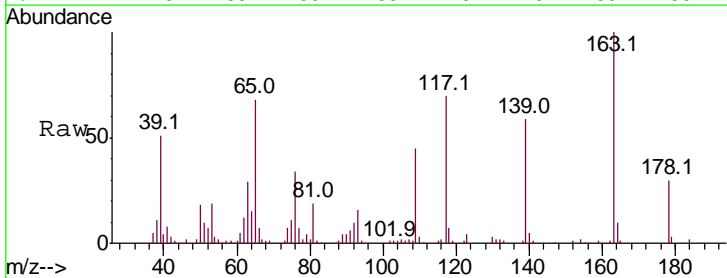
Instrument :
 BNA_F
 ClientSampleId :
 FK-GF-02-028-BMSD

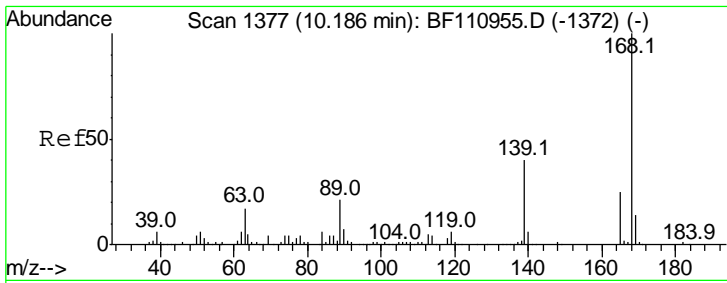
Tgt Ion	Resp	Lower	Upper
168	100		
139	41.5	33.0	49.6
169	13.7	11.3	16.9



#56
 4-Nitrophenol
 Concen: 79.941 ng
 RT: 10.12 min Scan# 1365
 Delta R.T. -0.00 min
 Lab File: BF111100.D
 Acq: 29 Nov 2018 19:42

Tgt Ion	Resp	Lower	Upper
139	100		
109	75.4	55.8	95.8
65	114.1	77.9	117.9

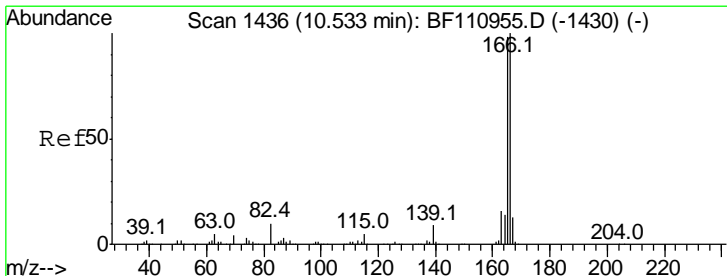
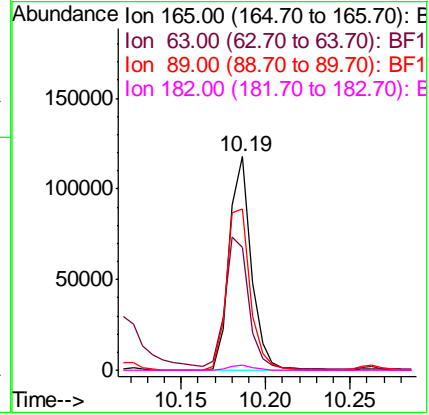
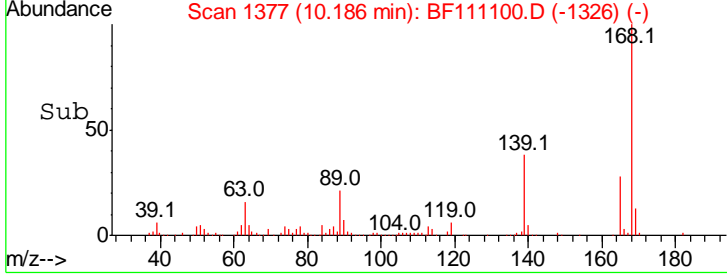
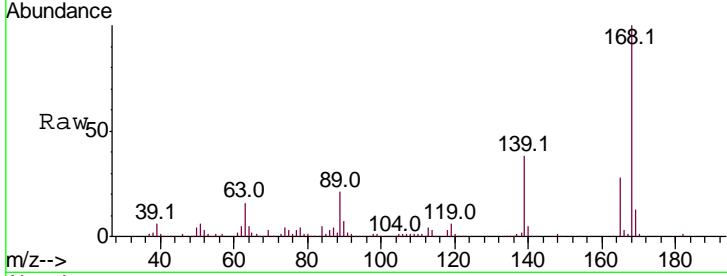




#57
 2,4-Dinitrotoluene
 Concen: 48.091 ng
 RT: 10.19 min Scan# 1377
 Delta R.T. -0.00 min
 Lab File: BF111100.D
 Acq: 29 Nov 2018 19:42

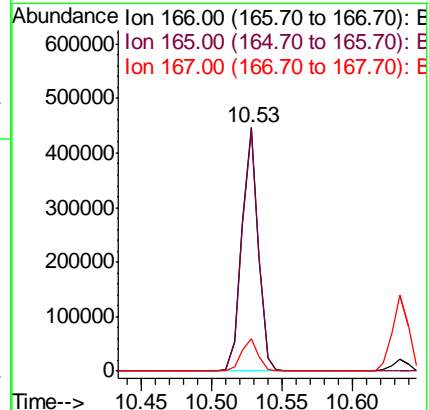
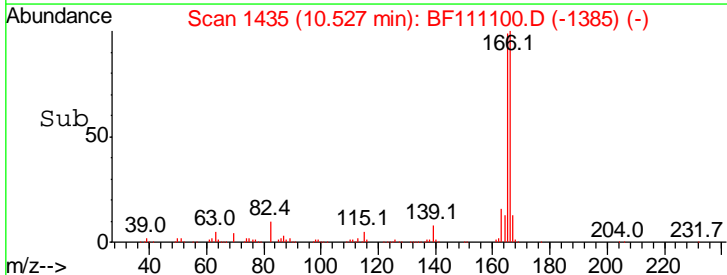
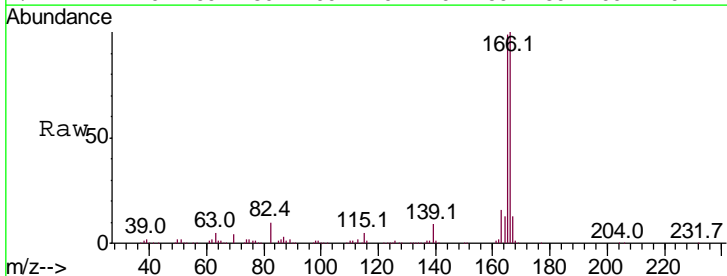
Instrument :
 BNA_F
 ClientSampleId :
 FK-GF-02-028-BMSD

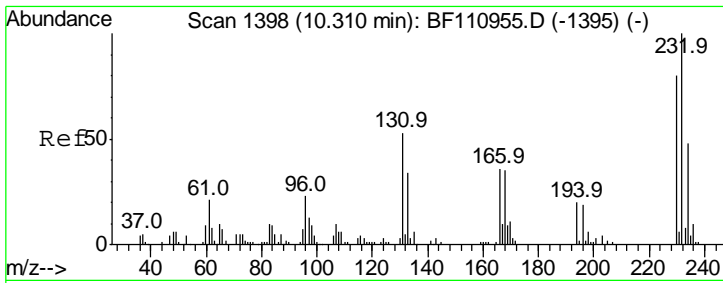
Tgt Ion	Resp	Lower	Upper
165	100		
63	57.5	44.8	67.2
89	75.3	62.2	93.4
182	2.5	2.1	3.1



#58
 Fluorene
 Concen: 49.556 ng
 RT: 10.53 min Scan# 1435
 Delta R.T. -0.01 min
 Lab File: BF111100.D
 Acq: 29 Nov 2018 19:42

Tgt Ion	Resp	Lower	Upper
166	100		
165	99.2	78.6	117.8
167	13.3	10.8	16.2



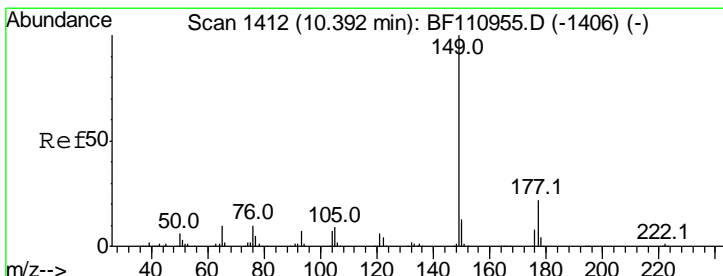
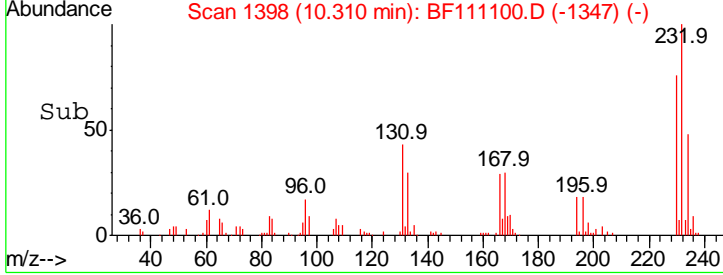
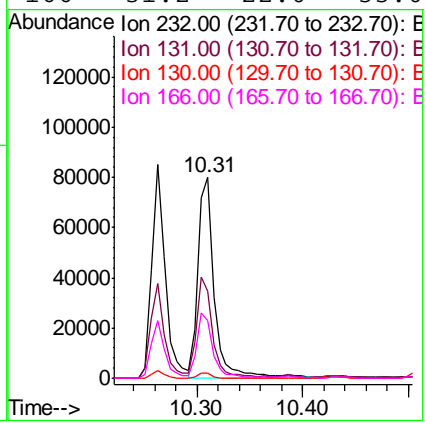
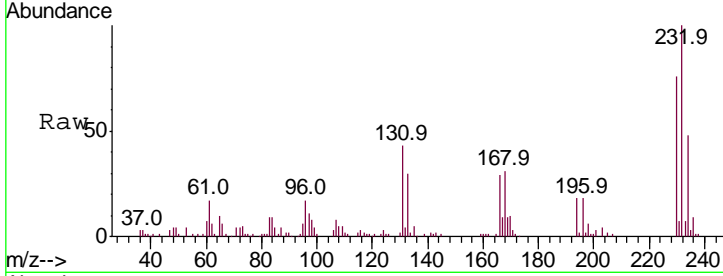


#59
 2,3,4,6-Tetrachlorophenol
 Concen: 48.971 ng
 RT: 10.31 min Scan# 1398
 Delta R.T. -0.00 min
 Lab File: BF111100.D
 Acq: 29 Nov 2018 19:42

Instrument :
 BNA_F
 ClientSampleId :
 FK-GF-02-028-BMSD

Tot Ion: 232 Resp: 83630

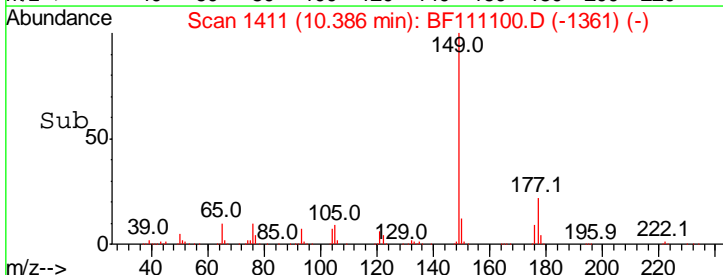
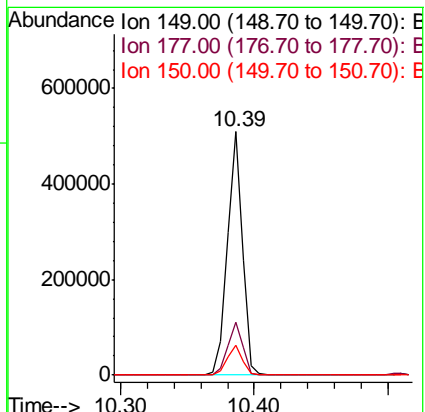
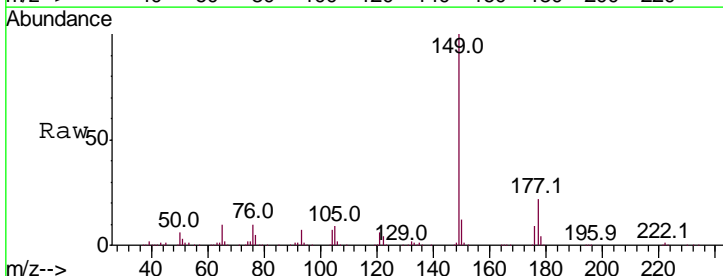
Ion	Ratio	Lower	Upper
232	100		
131	50.8	37.0	55.4
130	2.2	1.8	2.6
166	31.2	22.0	33.0

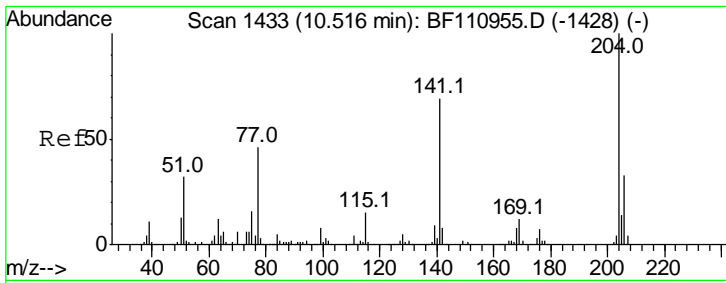


#60
 Diethylphthalate
 Concen: 51.333 ng
 RT: 10.39 min Scan# 1411
 Delta R.T. -0.01 min
 Lab File: BF111100.D
 Acq: 29 Nov 2018 19:42

Tgt Ion: 149 Resp: 408374

Ion	Ratio	Lower	Upper
149	100		
177	21.5	17.4	26.2
150	12.3	9.8	14.8

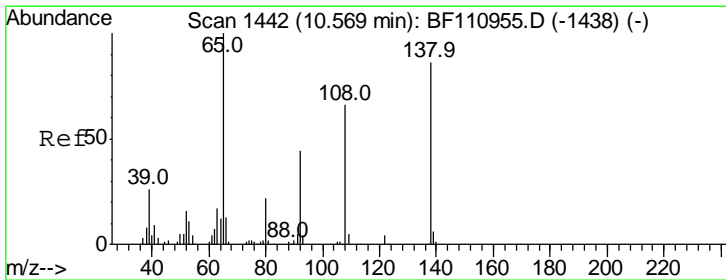
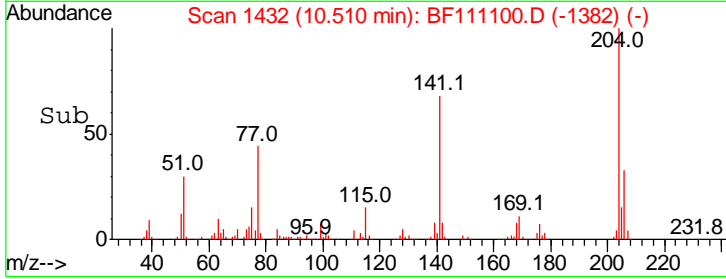
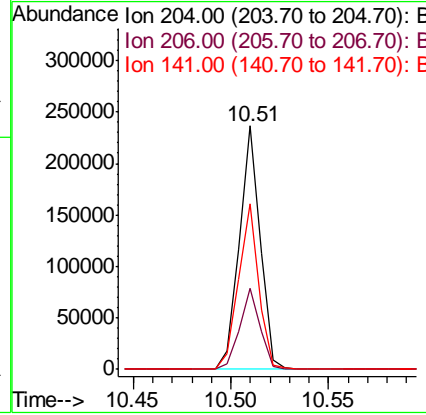
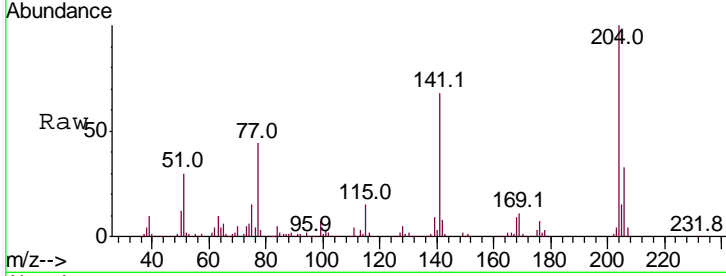




#61
 4-Chlorophenyl-phenylether
 Concen: 45.983 ng
 RT: 10.51 min Scan# 1432
 Delta R.T. -0.01 min
 Lab File: BF111100.D
 Acq: 29 Nov 2018 19:42

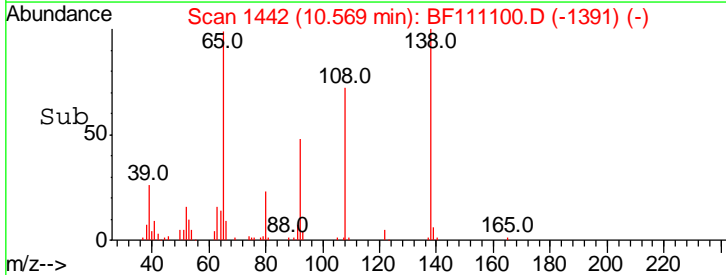
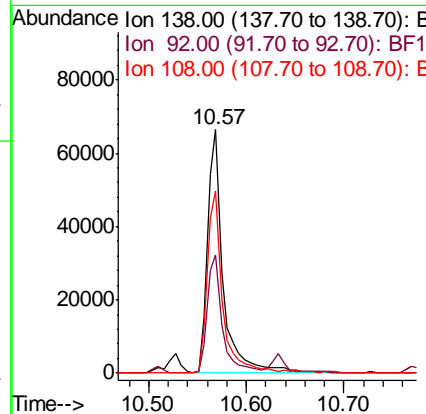
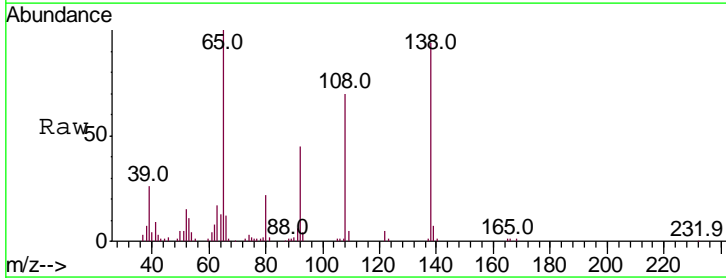
Instrument :
 BNA_F
 ClientSampleId :
 FK-GF-02-028-BMSD

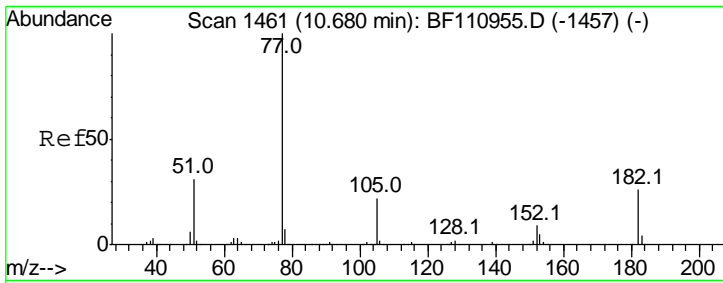
Tgt Ion	Resp	Lower	Upper
204	174982		
204	100		
206	33.3	26.5	39.7
141	67.8	51.8	77.8



#62
 4-Nitroaniline
 Concen: 39.823 ng
 RT: 10.57 min Scan# 1442
 Delta R.T. -0.00 min
 Lab File: BF111100.D
 Acq: 29 Nov 2018 19:42

Tgt Ion	Resp	Lower	Upper
138	74218		
138	100		
92	48.5	31.7	71.7
108	74.8	59.3	99.3

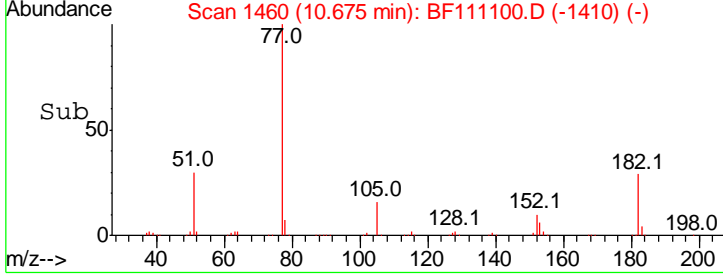
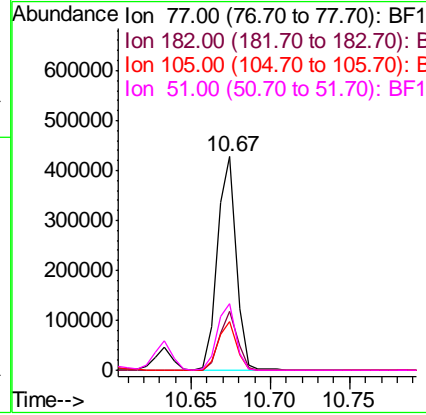
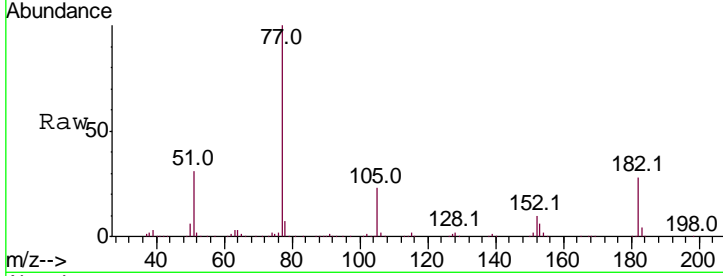




#63
 Azobenzene
 Concen: 45.551 ng
 RT: 10.67 min Scan# 1460
 Delta R.T. -0.01 min
 Lab File: BF111100.D
 Acq: 29 Nov 2018 19:42

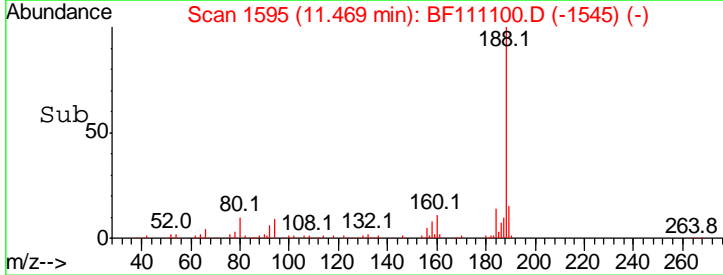
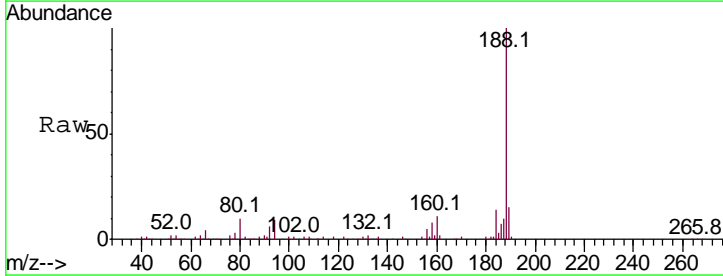
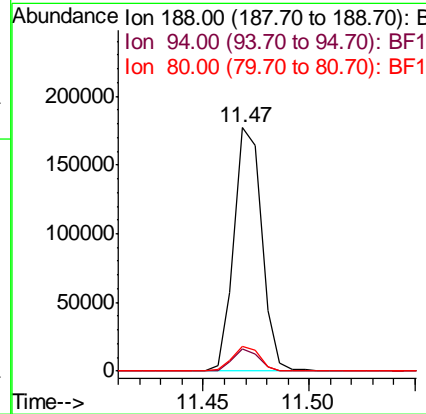
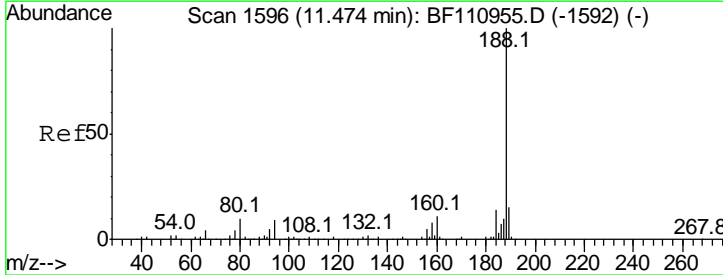
Instrument :
 BNA_F
 ClientSampleId :
 FK-GF-02-028-BMSD

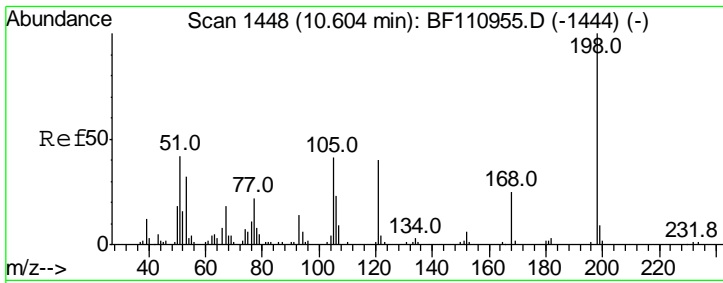
Tgt Ion	Resp	Lower	Upper
77	100		
182	27.5	4.3	44.3
105	22.5	1.3	41.3
51	31.0	9.0	49.0



#64
 Phenanthrene-d10
 Concen: 20.000 ng
 RT: 11.47 min Scan# 1595
 Delta R.T. -0.01 min
 Lab File: BF111100.D
 Acq: 29 Nov 2018 19:42

Tgt Ion	Resp	Lower	Upper
188	100		
94	9.2	7.2	10.8
80	10.4	7.9	11.9

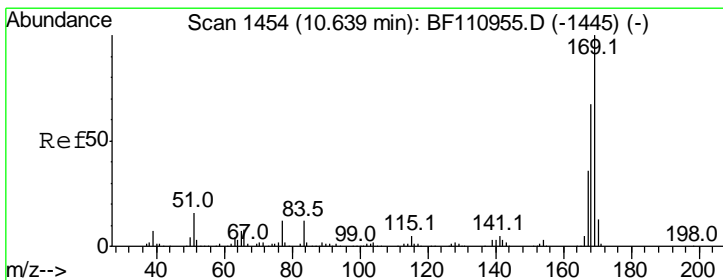
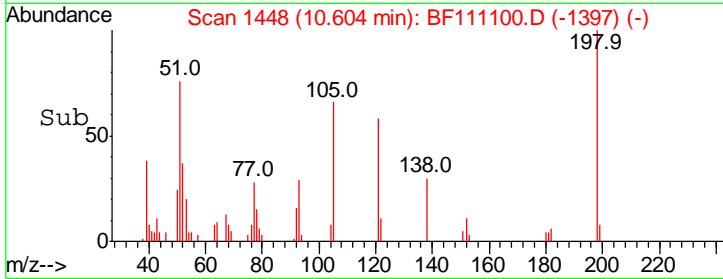
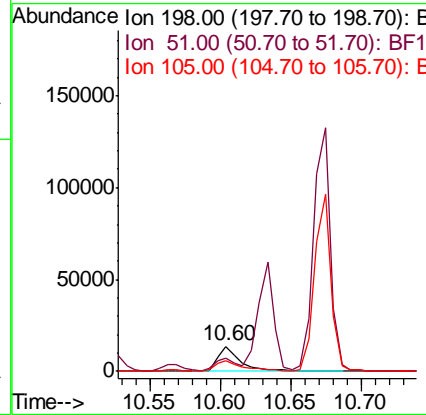
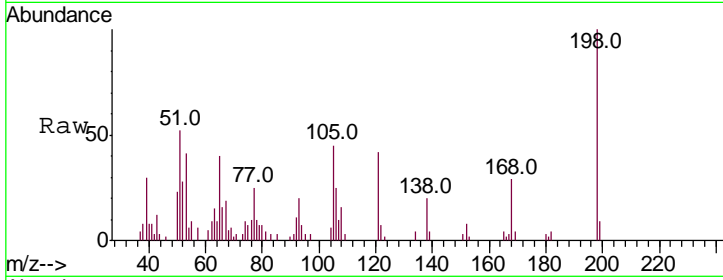




#65
 4,6-Dinitro-2-methylphenol
 Concen: 20.070 ng
 RT: 10.60 min Scan# 1448
 Delta R.T. -0.00 min
 Lab File: BF111100.D
 Acq: 29 Nov 2018 19:42

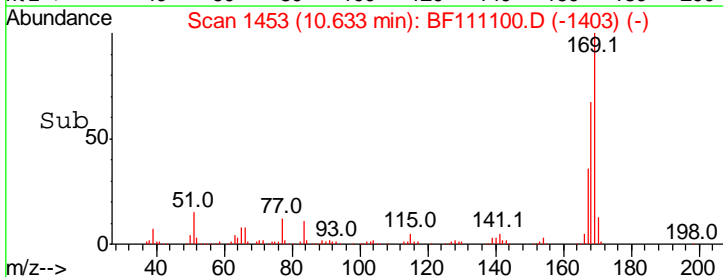
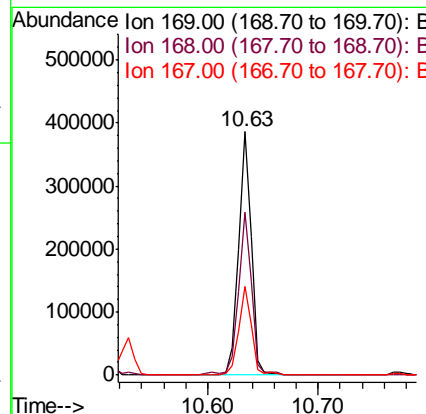
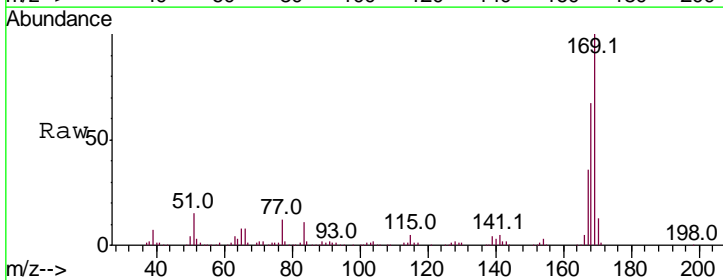
Instrument :
 BNA_F
 ClientSampleId :
 FK-GF-02-028-BMSD

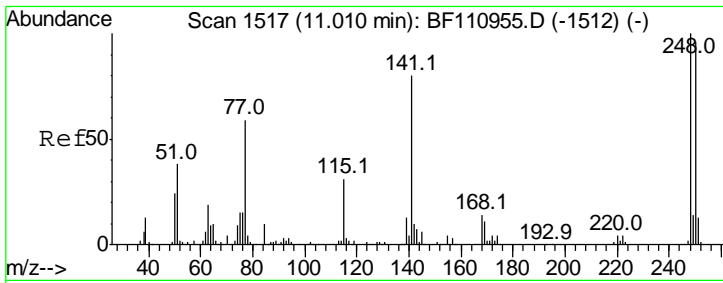
Tgt Ion	Resp	Lower	Upper
198	15296		
198	100		
51	51.7	22.8	62.8
105	45.0	23.6	63.6



#66
 n-Nitrosodiphenylamine
 Concen: 58.520 ng
 RT: 10.63 min Scan# 1453
 Delta R.T. -0.01 min
 Lab File: BF111100.D
 Acq: 29 Nov 2018 19:42

Tgt Ion	Resp	Lower	Upper
169	313874		
169	100		
168	67.0	51.2	76.8
167	36.3	27.8	41.6

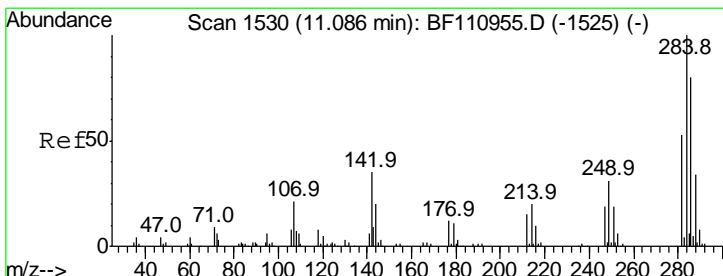
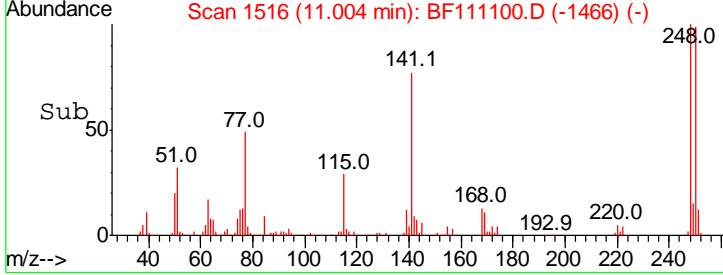
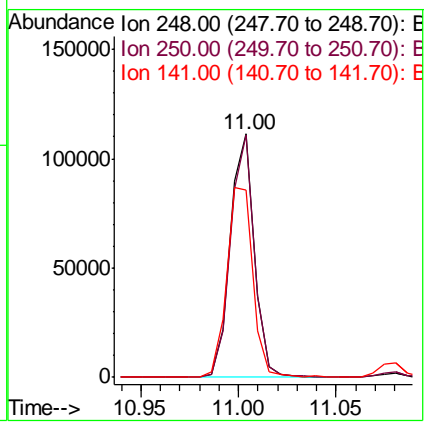
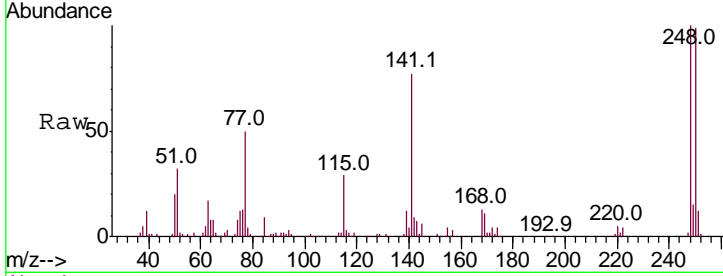




#67
 4-Bromophenyl-phenylether
 Concen: 54.191 ng
 RT: 11.00 min Scan# 1516
 Delta R.T. -0.01 min
 Lab File: BF111100.D
 Acq: 29 Nov 2018 19:42

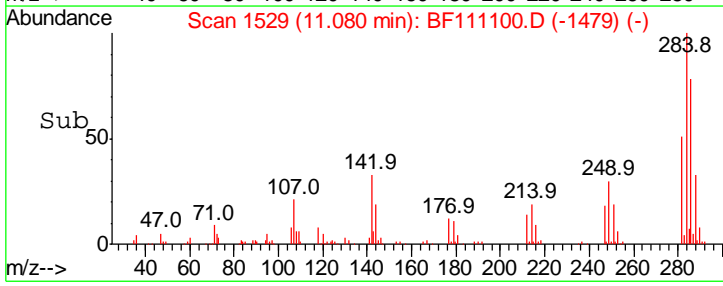
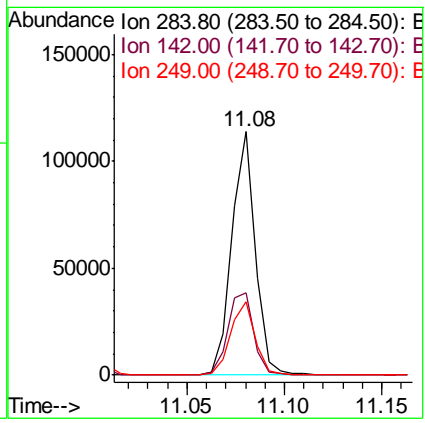
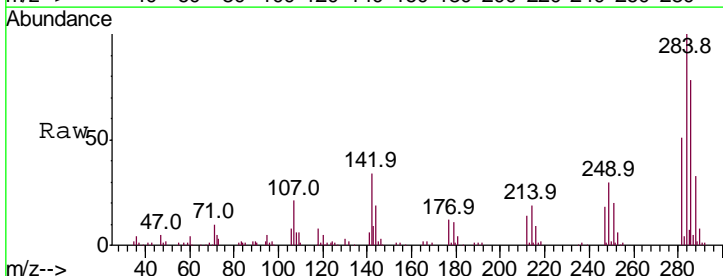
Instrument :
 BNA_F
 ClientSampleId :
 FK-GF-02-028-BMSD

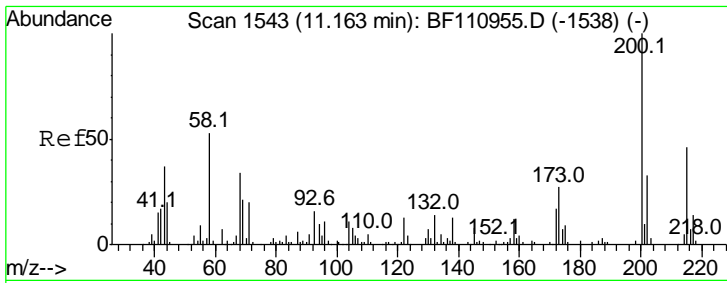
Tgt Ion	Resp	Lower	Upper
248	100		
250	99.4	79.4	119.2
141	77.1	55.9	83.9



#68
 Hexachlorobenzene
 Concen: 50.897 ng
 RT: 11.08 min Scan# 1529
 Delta R.T. -0.01 min
 Lab File: BF111100.D
 Acq: 29 Nov 2018 19:42

Tgt Ion	Resp	Lower	Upper
284	100		
142	33.7	23.9	35.9
249	30.4	24.2	36.2

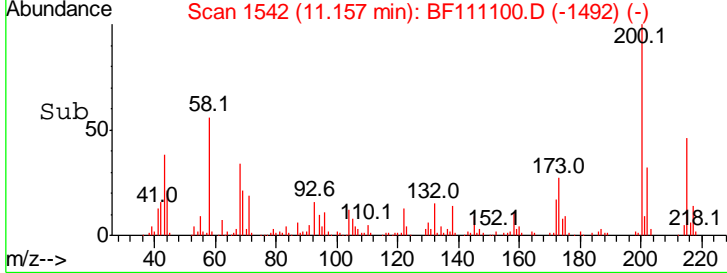
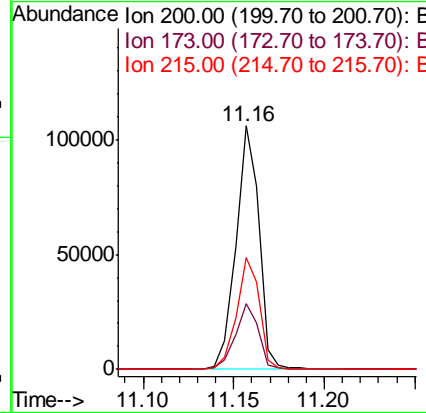
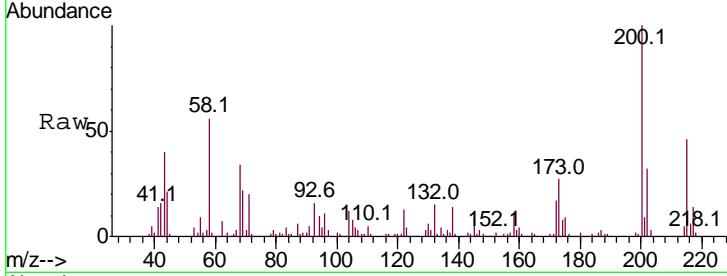




#69
 Atrazine
 Concen: Below Cal
 RT: 11.16 min Scan# 1542
 Delta R.T. -0.01 min
 Lab File: BF111100.D
 Acq: 29 Nov 2018 19:42

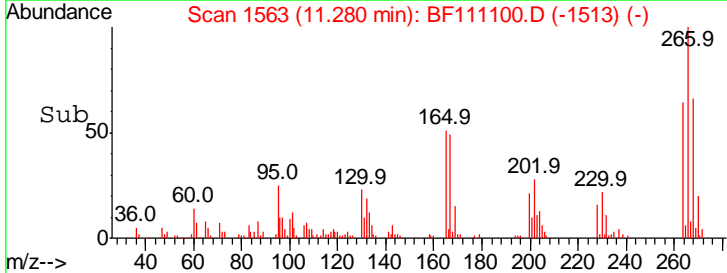
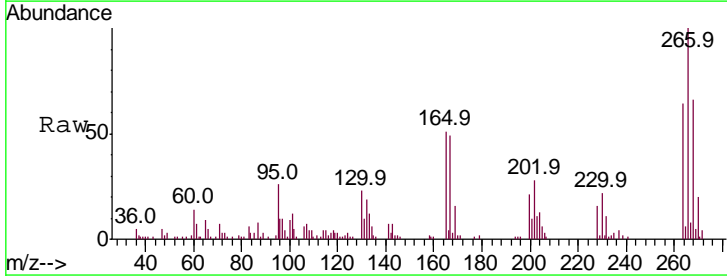
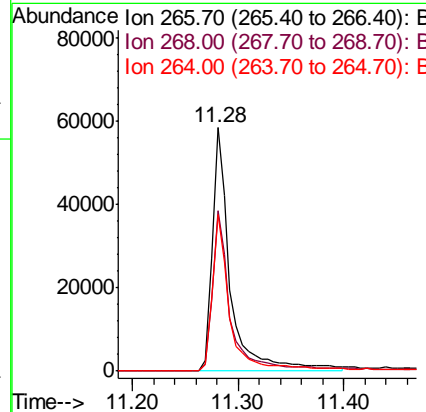
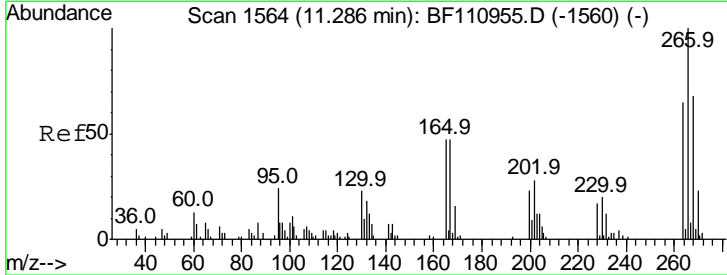
Instrument :
 BNA_F
 ClientSampled :
 FK-GF-02-028-BMSD

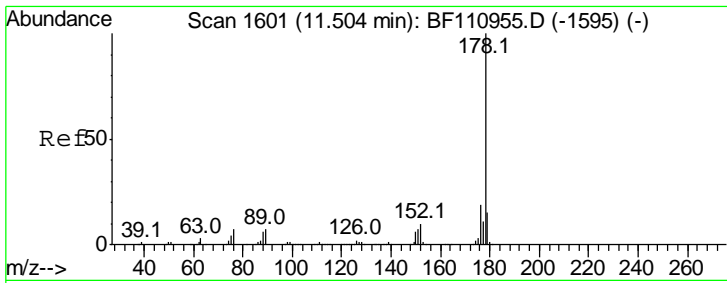
Tgt Ion	Resp	Lower	Upper
200	100		
173	26.8	6.6	46.6
215	45.7	26.3	66.3



#70
 Pentachlorophenol
 Concen: 94.804 ng
 RT: 11.28 min Scan# 1563
 Delta R.T. -0.01 min
 Lab File: BF111100.D
 Acq: 29 Nov 2018 19:42

Tgt Ion	Resp	Lower	Upper
266	100		
268	66.2	50.6	75.8
264	64.1	50.6	75.8

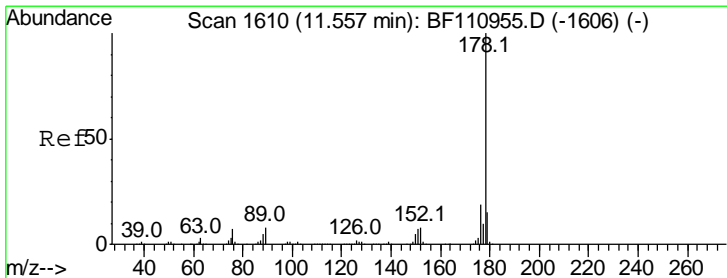
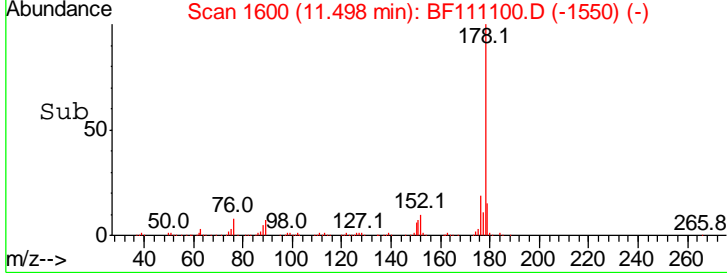
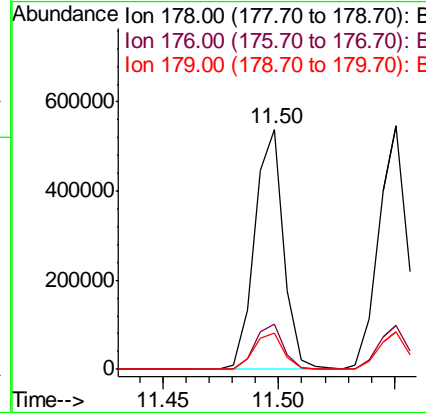
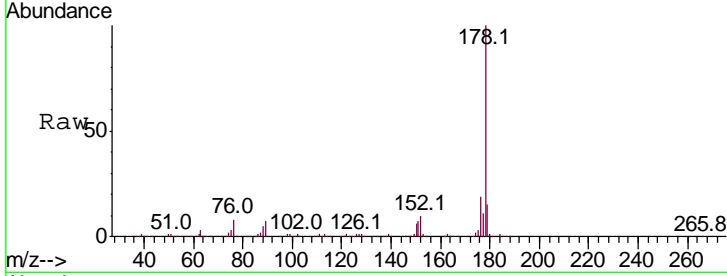




#71
 Phenanthrene
 Concen: 55.225 ng
 RT: 11.50 min Scan# 1600
 Delta R.T. -0.01 min
 Lab File: BF111100.D
 Acq: 29 Nov 2018 19:42

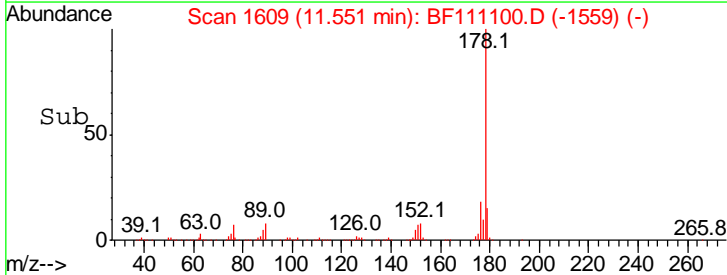
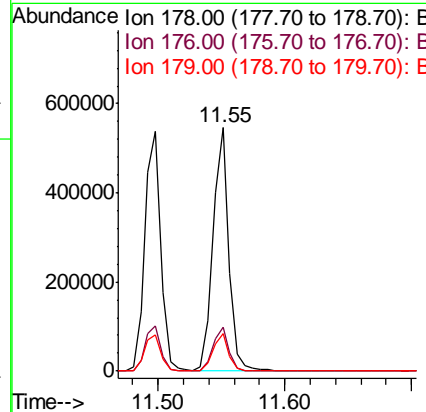
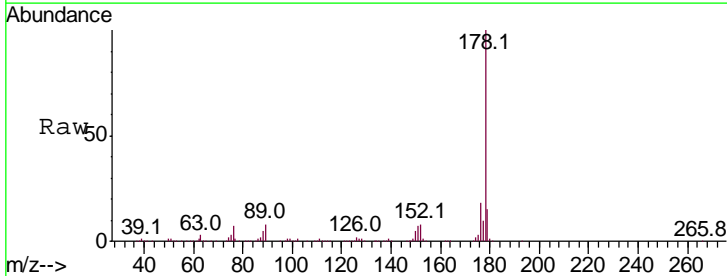
Instrument :
 BNA_F
ClientSampled :
 FK-GF-02-028-BMSD

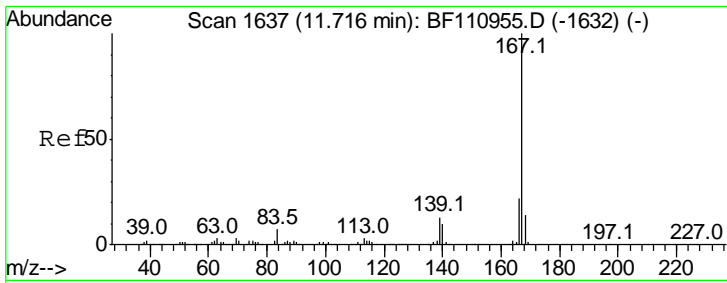
Tgt Ion	Resp	Lower	Upper
178	100		
176	18.9	15.5	23.3
179	15.1	12.5	18.7



#72
 Anthracene
 Concen: 54.992 ng
 RT: 11.55 min Scan# 1609
 Delta R.T. -0.01 min
 Lab File: BF111100.D
 Acq: 29 Nov 2018 19:42

Tgt Ion	Resp	Lower	Upper
178	100		
176	18.2	15.4	23.2
179	15.2	12.6	18.8

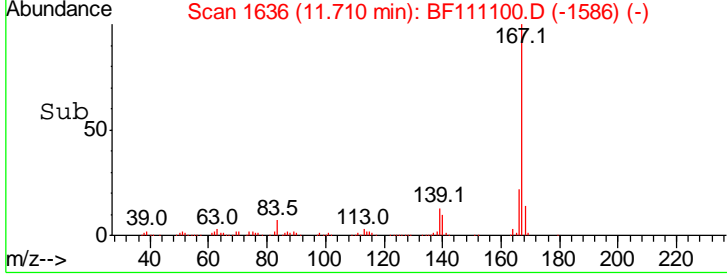
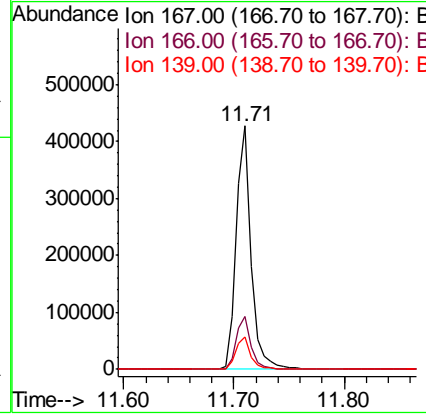
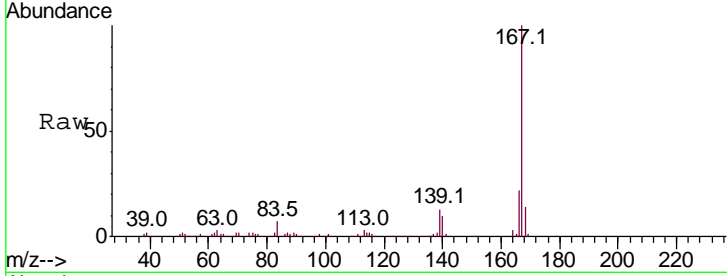




#73
 Carbazole
 Concen: 48.138 ng
 RT: 11.71 min Scan# 1636
 Delta R.T. -0.01 min
 Lab File: BF111100.D
 Acq: 29 Nov 2018 19:42

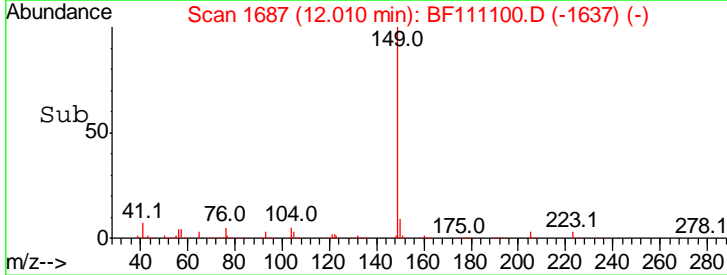
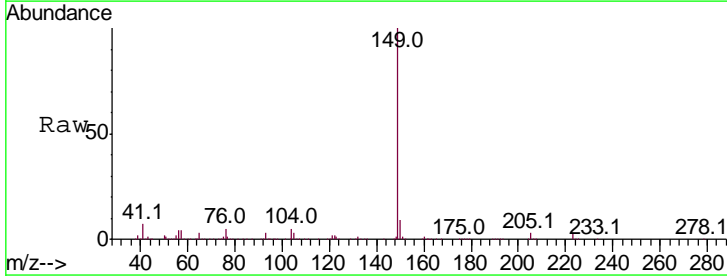
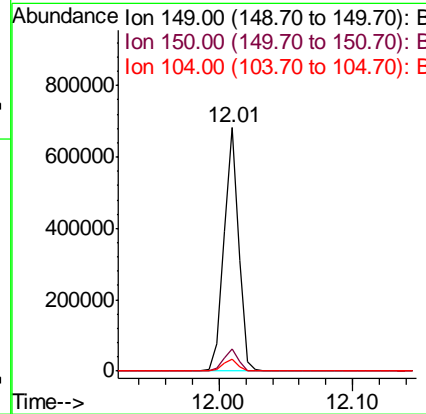
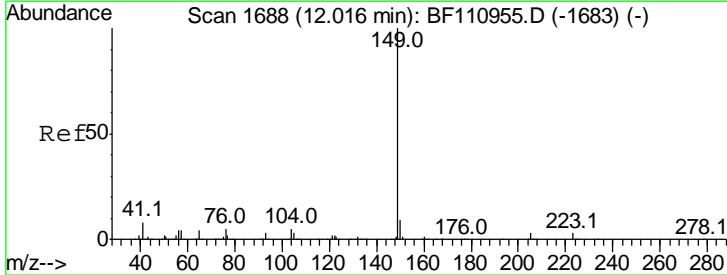
Instrument :
 BNA_F
 ClientSampleId :
 FK-GF-02-028-BMSD

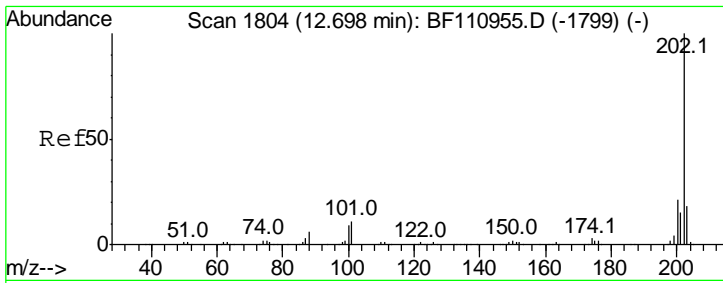
Tgt Ion	Resp	Lower	Upper
167	100		
166	21.9	17.4	26.0
139	13.4	10.9	16.3



#74
 Di-n-butylphthalate
 Concen: 53.805 ng
 RT: 12.01 min Scan# 1687
 Delta R.T. -0.01 min
 Lab File: BF111100.D
 Acq: 29 Nov 2018 19:42

Tgt Ion	Resp	Lower	Upper
149	100		
150	9.1	7.7	11.5
104	4.9	4.2	6.4

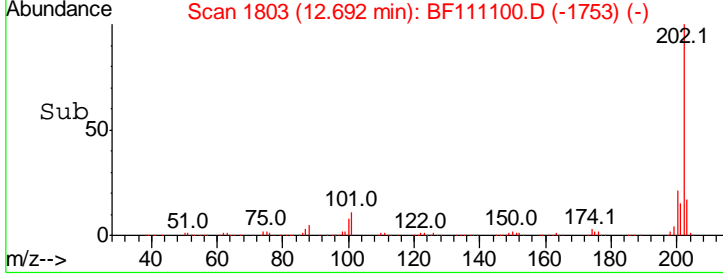
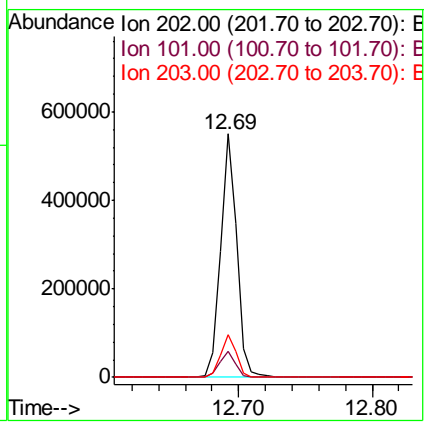
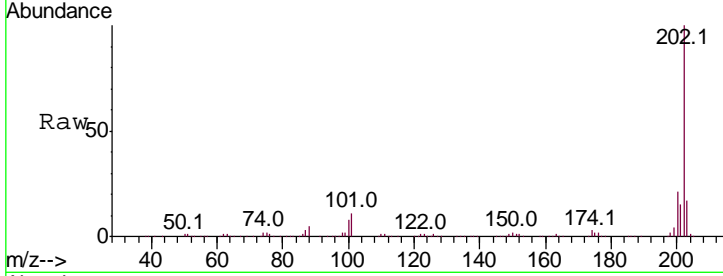




#75
 Fluoranthene
 Concen: 53.755 ng
 RT: 12.69 min Scan# 1803
 Delta R.T. -0.01 min
 Lab File: BF111100.D
 Acq: 29 Nov 2018 19:42

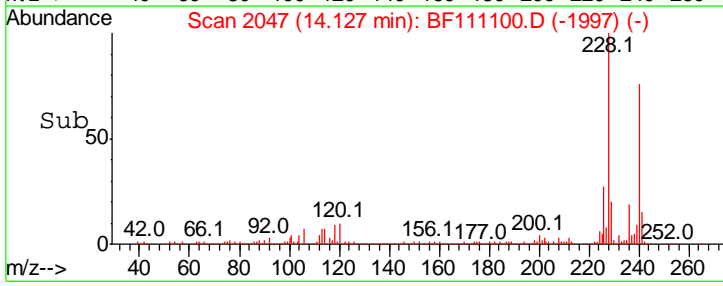
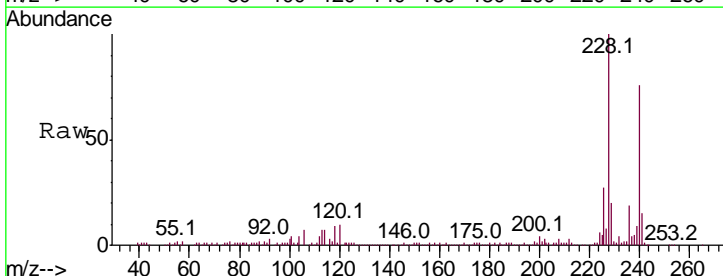
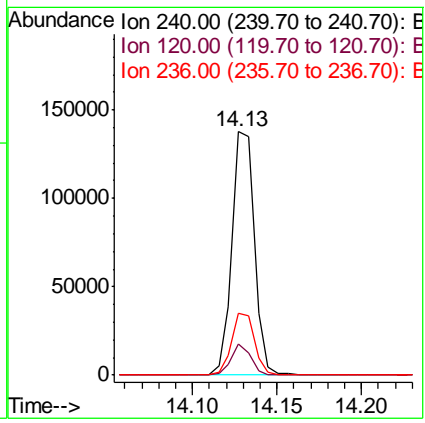
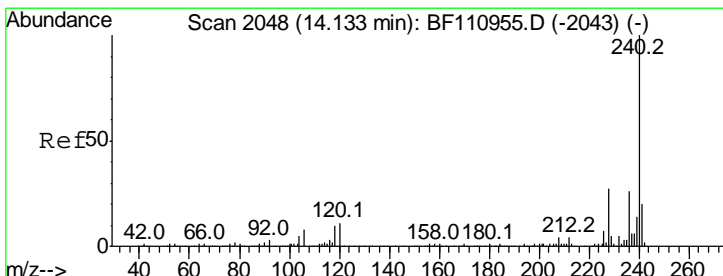
Instrument :
 BNA_F
 ClientSampleId :
 FK-GF-02-028-BMSD

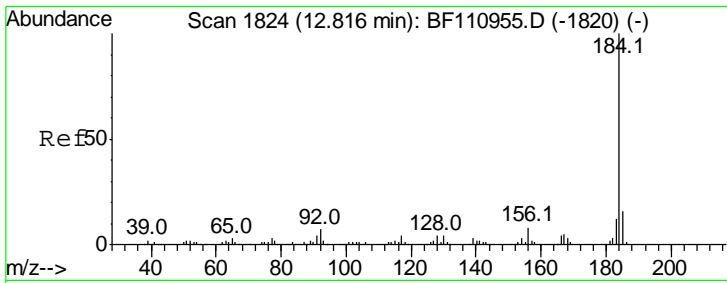
Tgt Ion	Resp	Lower	Upper
202	100		
101	10.6	0.0	31.4
203	17.3	0.0	37.7



#76
 Chrysene-d12
 Concen: 20.000 ng
 RT: 14.13 min Scan# 2047
 Delta R.T. -0.01 min
 Lab File: BF111100.D
 Acq: 29 Nov 2018 19:42

Tgt Ion	Resp	Lower	Upper
240	100		
120	12.9	8.3	12.5#
236	25.5	21.2	31.8



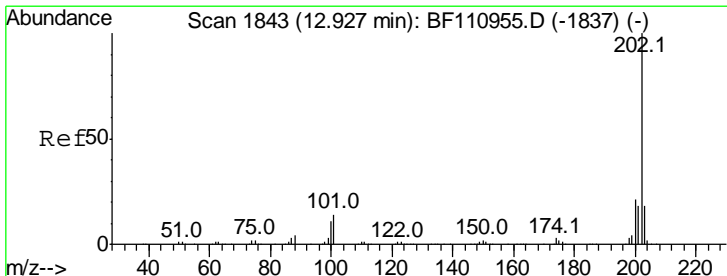
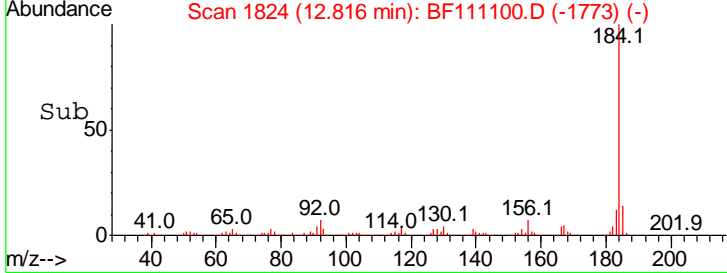
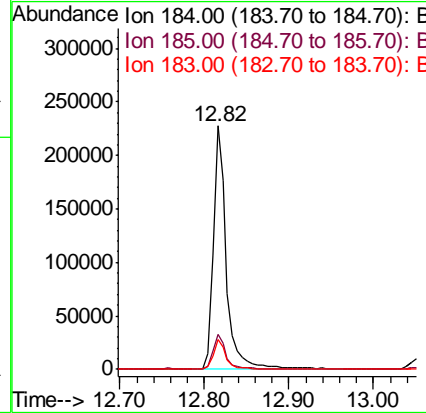
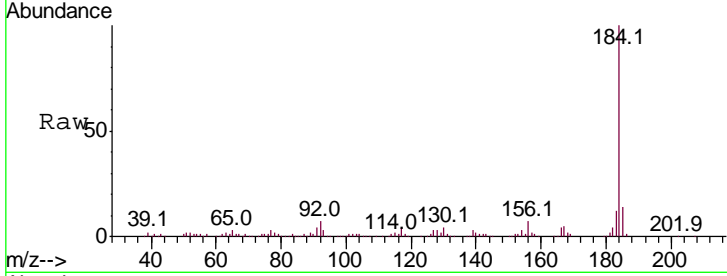


#77
Benzidine
Concen: 76.298 ng
RT: 12.82 min Scan# 1824
Delta R.T. -0.00 min
Lab File: BF111100.D
Acq: 29 Nov 2018 19:42

Instrument :
BNA_F
ClientSampleId :
FK-GF-02-028-BMSD

Tgt Ion: 184 Resp: 247719

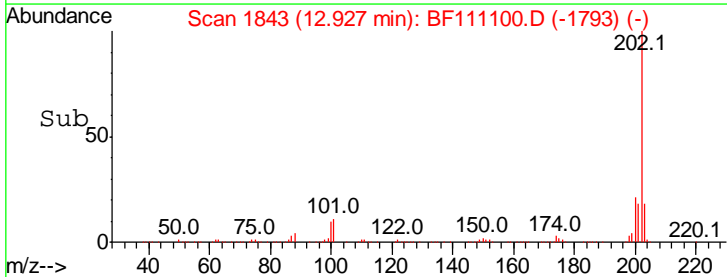
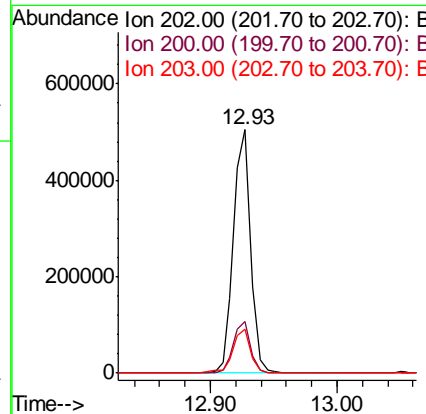
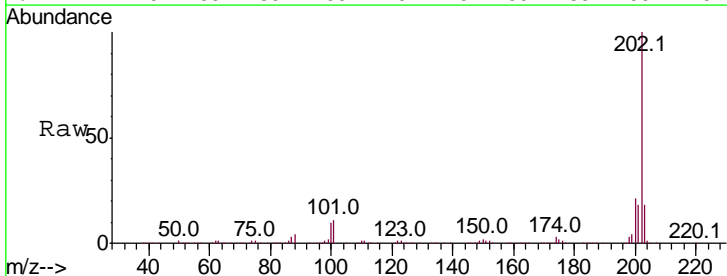
Ion	Ratio	Lower	Upper
184	100		
185	14.1	13.4	20.2
183	12.0	9.4	14.2

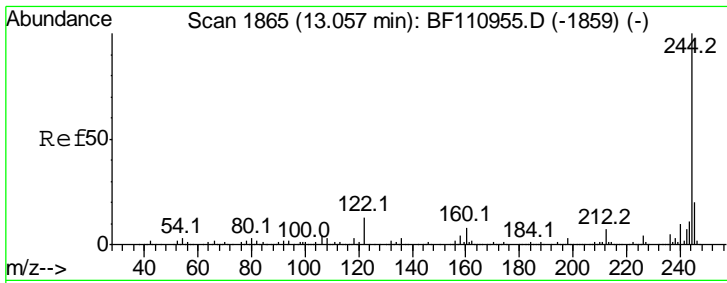


#78
Pyrene
Concen: 51.077 ng
RT: 12.93 min Scan# 1843
Delta R.T. -0.01 min
Lab File: BF111100.D
Acq: 29 Nov 2018 19:42

Tgt Ion: 202 Resp: 473537

Ion	Ratio	Lower	Upper
202	100		
200	21.1	17.8	26.6
203	17.8	14.2	21.4

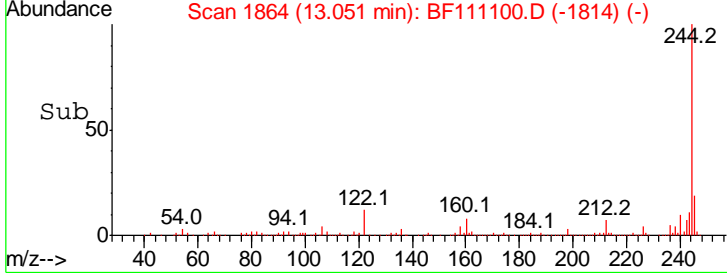
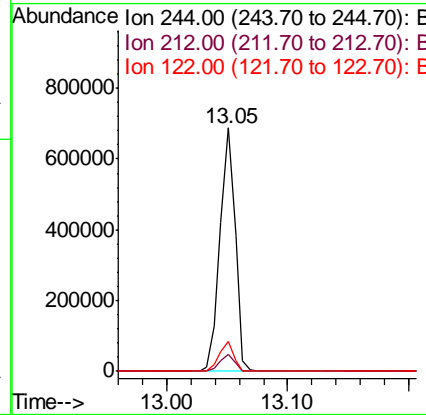
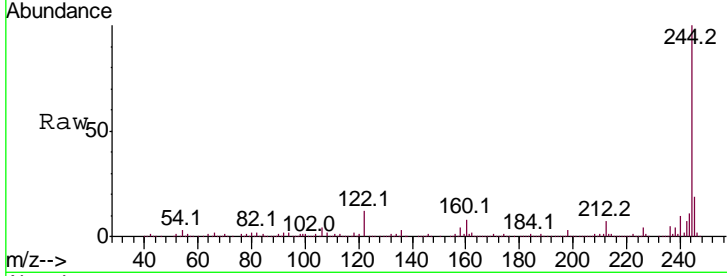




#79
 Terphenyl-d14
 Concen: 90.811 ng
 RT: 13.05 min Scan# 1864
 Delta R.T. -0.01 min
 Lab File: BF111100.D
 Acq: 29 Nov 2018 19:42

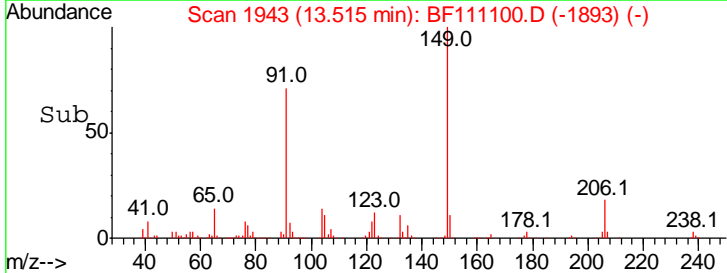
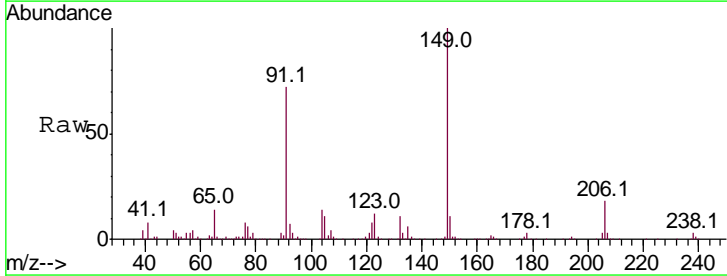
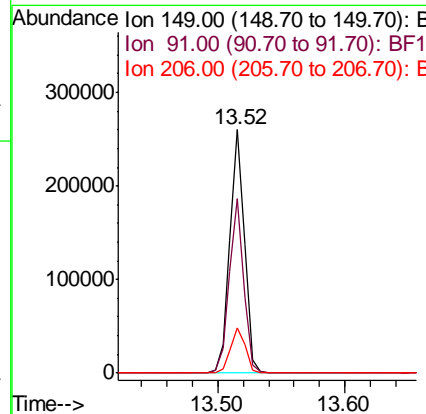
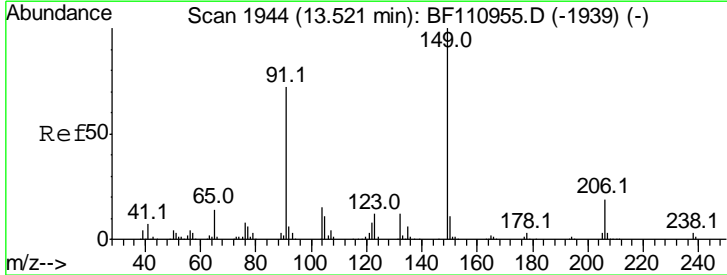
Instrument :
 BNA_F
 ClientSampled :
 FK-GF-02-028-BMSD

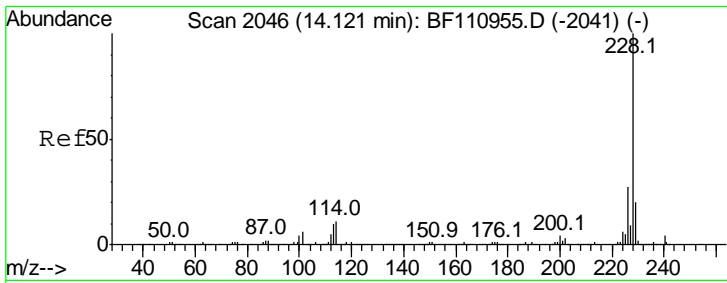
Tgt Ion	Resp	Lower	Upper
244	100		
212	6.7	5.8	8.8
122	12.3	8.7	13.1



#80
 Butylbenzylphthalate
 Concen: 50.122 ng
 RT: 13.52 min Scan# 1943
 Delta R.T. -0.01 min
 Lab File: BF111100.D
 Acq: 29 Nov 2018 19:42

Tgt Ion	Resp	Lower	Upper
149	100		
91	71.6	57.2	85.8
206	18.5	15.7	23.5

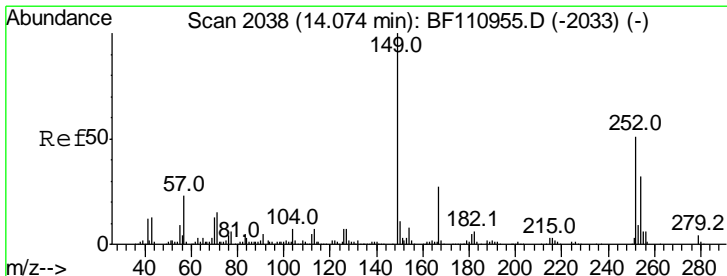
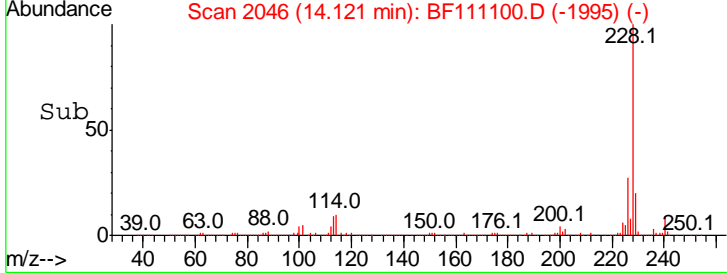
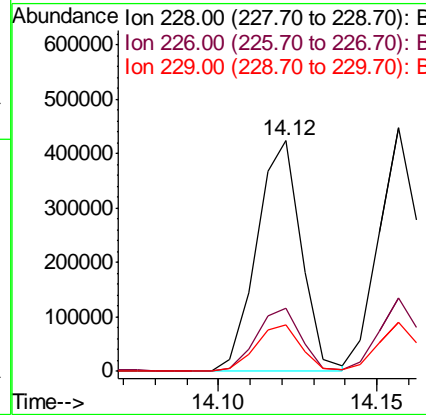
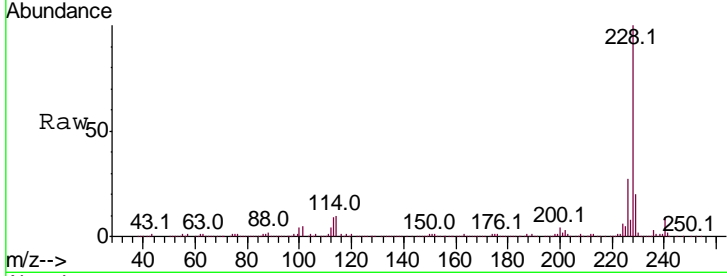




#81
 Benzo(a)anthracene
 Concen: 55.286 ng
 RT: 14.12 min Scan# 2046
 Delta R.T. -0.00 min
 Lab File: BF111100.D
 Acq: 29 Nov 2018 19:42

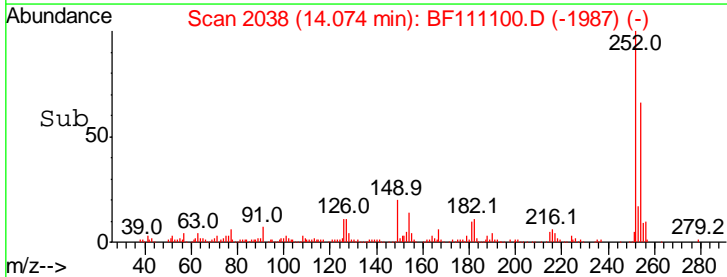
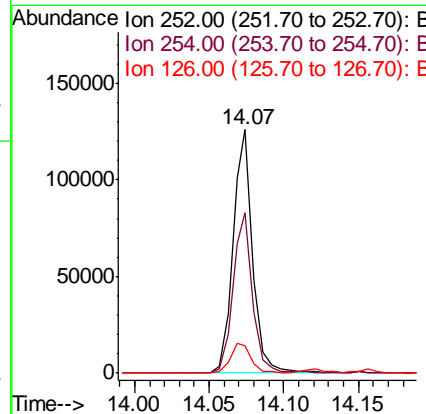
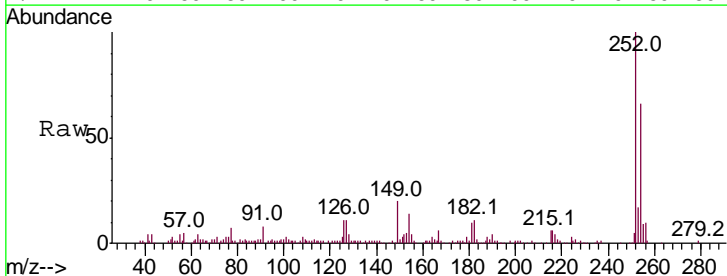
Instrument :
 BNA_F
 ClientSampleId :
 FK-GF-02-028-BMSD

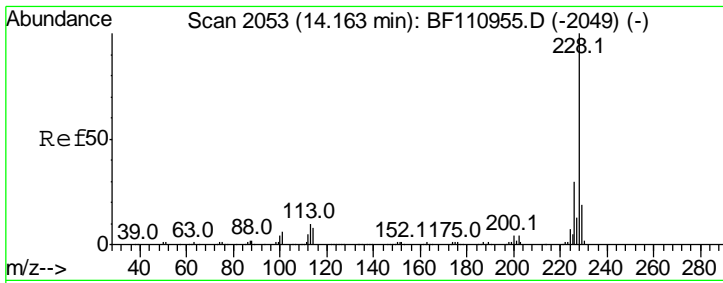
Tgt Ion	Resp	Lower	Upper
228	414315		
226	27.4	22.1	33.1
229	20.2	15.6	23.4



#82
 3,3'-Dichlorobenzidine
 Concen: 45.669 ng
 RT: 14.07 min Scan# 2038
 Delta R.T. -0.00 min
 Lab File: BF111100.D
 Acq: 29 Nov 2018 19:42

Tgt Ion	Resp	Lower	Upper
252	117352		
254	65.7	51.3	76.9
126	11.0	9.4	14.2

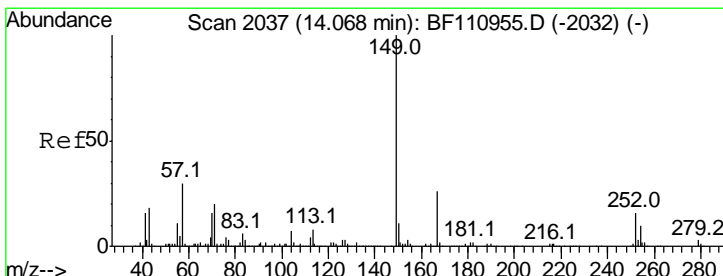
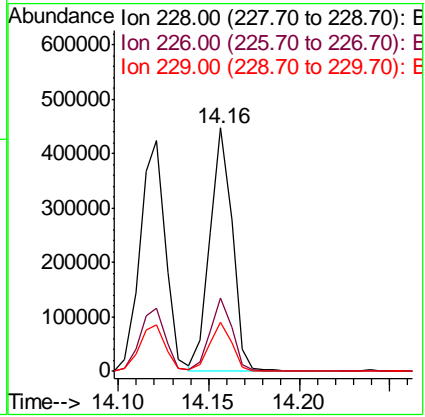
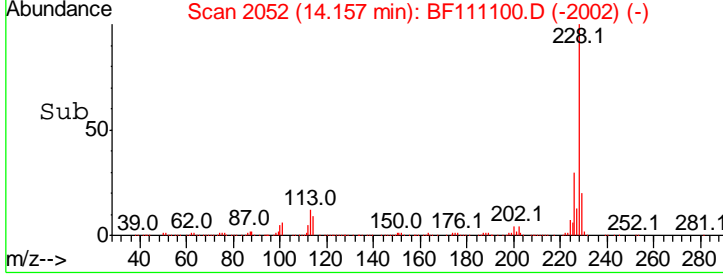
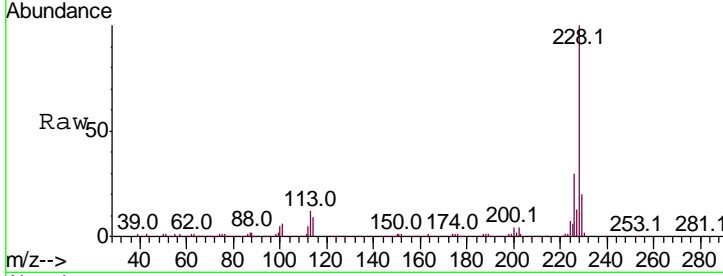




#83
 Chrysene
 Concen: 52.104 ng
 RT: 14.16 min Scan# 2052
 Delta R.T. -0.01 min
 Lab File: BF111100.D
 Acq: 29 Nov 2018 19:42

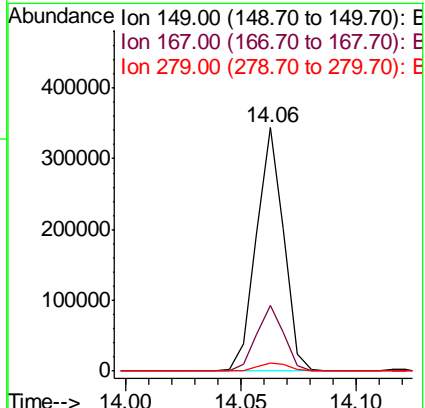
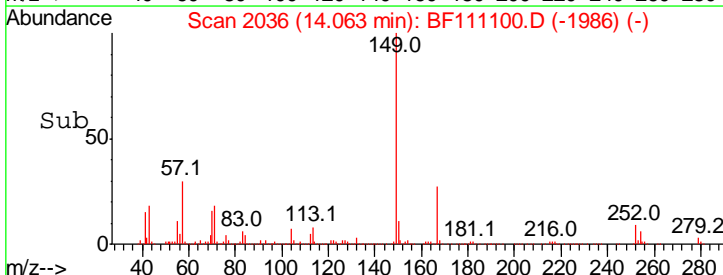
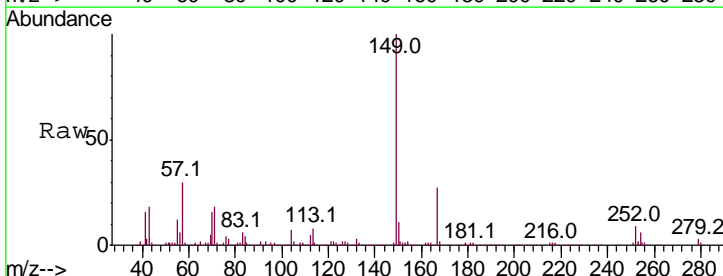
Instrument :
 BNA_F
ClientSampleId :
 FK-GF-02-028-BMSD

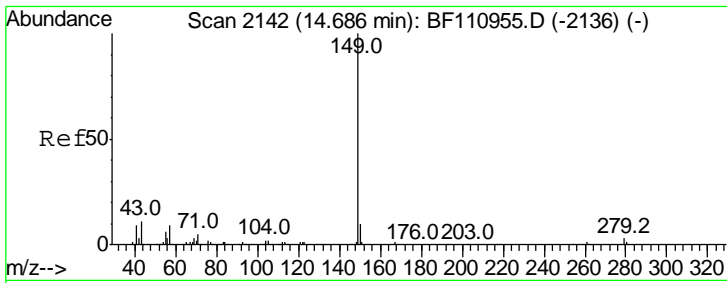
Tgt Ion	Resp	Lower	Upper
228	100		
226	30.3	24.7	37.1
229	20.0	15.9	23.9



#84
 Bis(2-ethylhexyl)phthalate
 Concen: 50.795 ng
 RT: 14.06 min Scan# 2036
 Delta R.T. -0.01 min
 Lab File: BF111100.D
 Acq: 29 Nov 2018 19:42

Tgt Ion	Resp	Lower	Upper
149	100		
167	27.2	19.8	29.8
279	3.4	2.7	4.1

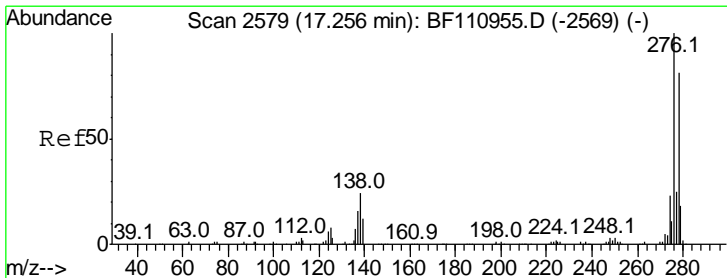
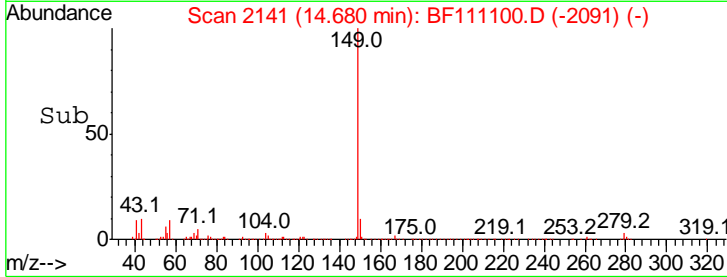
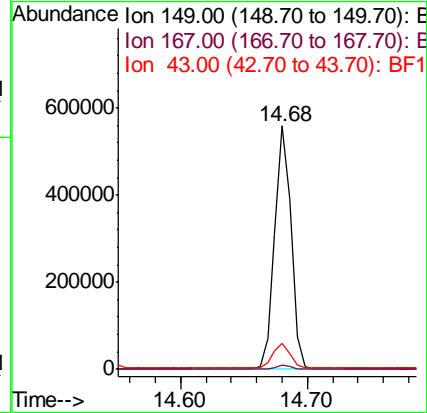
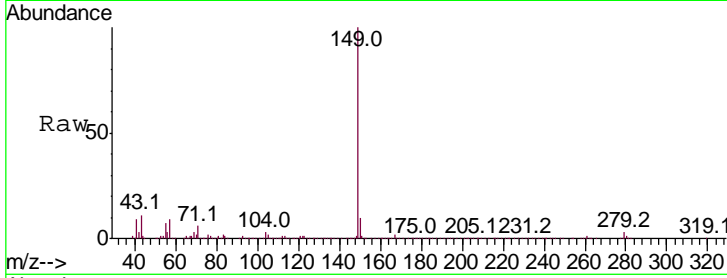




#85
 Di-n-octyl phthalate
 Concen: 56.976 ng
 RT: 14.68 min Scan# 2141
 Delta R.T. -0.01 min
 Lab File: BF111100.D
 Acq: 29 Nov 2018 19:42

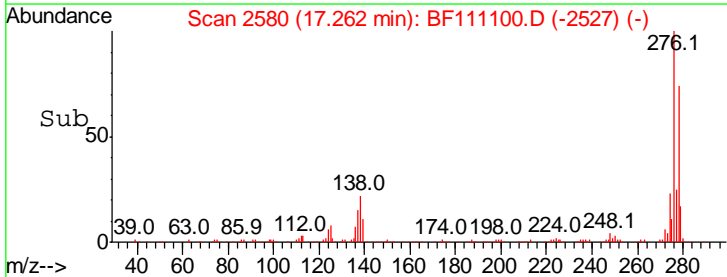
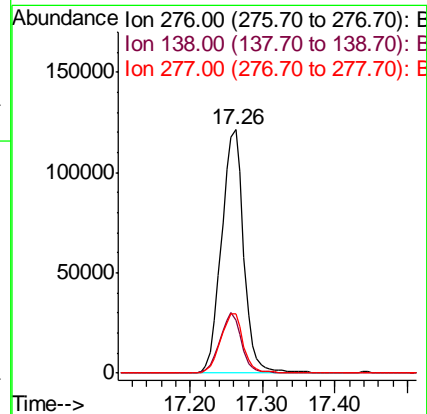
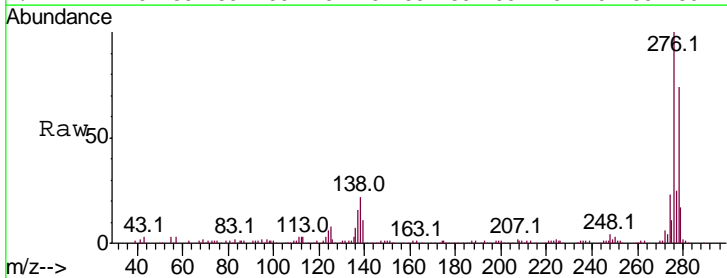
Instrument :
 BNA_F
 ClientSampleId :
 FK-GF-02-028-BMSD

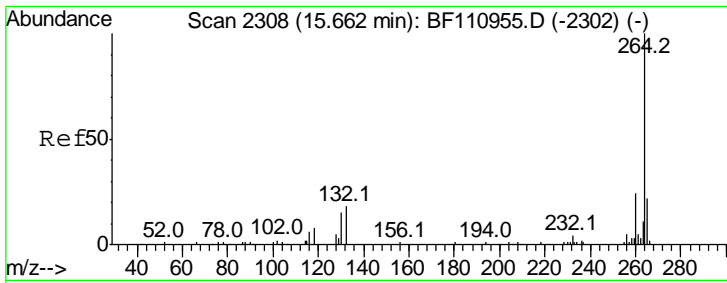
Tgt Ion	Resp	Lower	Upper
149	100		
167	1.6	1.1	1.7
43	10.4	7.8	11.8



#86
 Indeno(1,2,3-cd)pyrene
 Concen: 48.953 ng
 RT: 17.26 min Scan# 2580
 Delta R.T. 0.01 min
 Lab File: BF111100.D
 Acq: 29 Nov 2018 19:42

Tgt Ion	Resp	Lower	Upper
276	100		
138	24.0	18.5	27.7
277	24.8	20.0	30.0

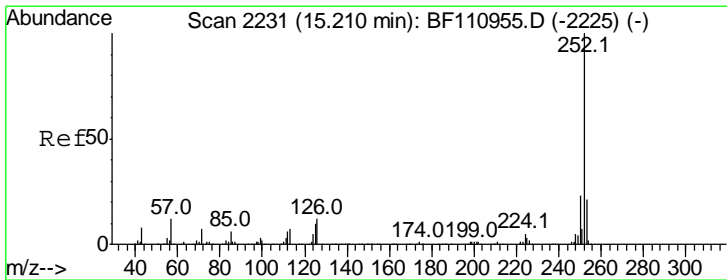
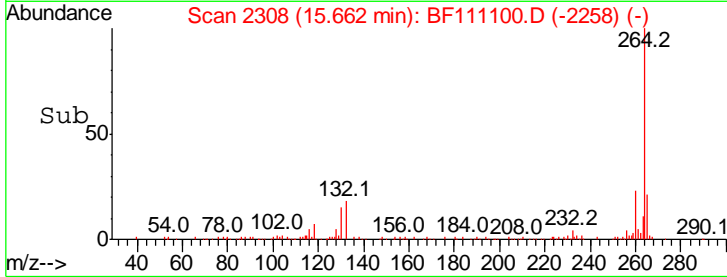
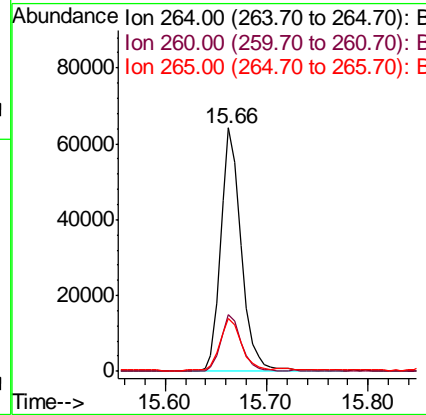
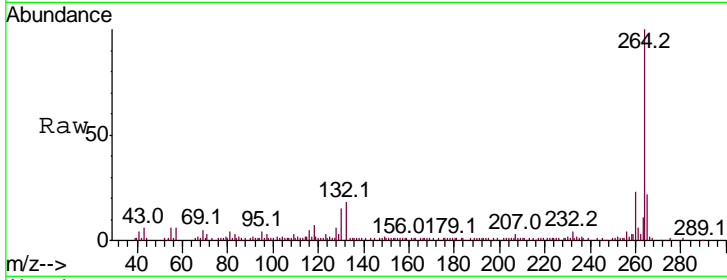




#87
 Perylene-d12
 Concen: 20.000 ng
 RT: 15.66 min Scan# 2308
 Delta R.T. -0.01 min
 Lab File: BF111100.D
 Acq: 29 Nov 2018 19:42

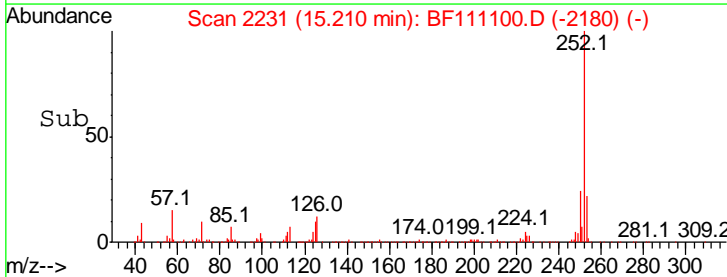
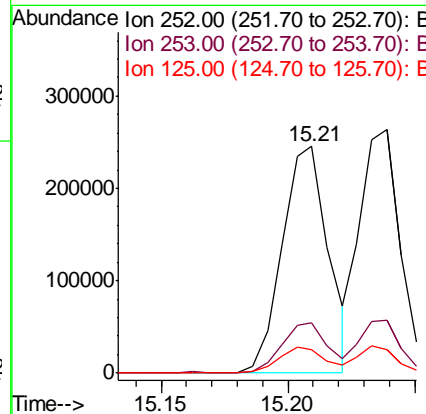
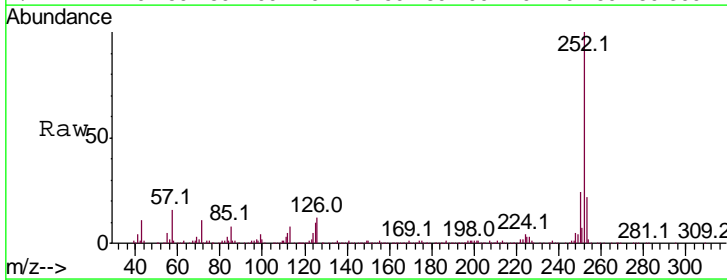
Instrument :
 BNA_F
 ClientSampleId :
 FK-GF-02-028-BMSD

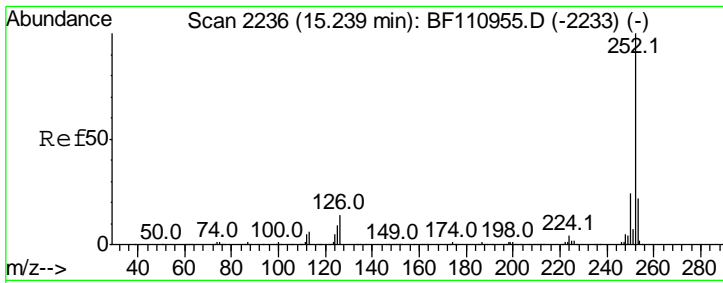
Tgt Ion	Resp	Lower	Upper
264	100		
260	23.2	18.7	28.1
265	21.7	16.7	25.1



#88
 Benzo(b)fluoranthene
 Concen: 58.886 ng
 RT: 15.21 min Scan# 2231
 Delta R.T. -0.00 min
 Lab File: BF111100.D
 Acq: 29 Nov 2018 19:42

Tgt Ion	Resp	Lower	Upper
252	100		
253	22.4	17.2	25.8
125	10.4	8.2	12.4

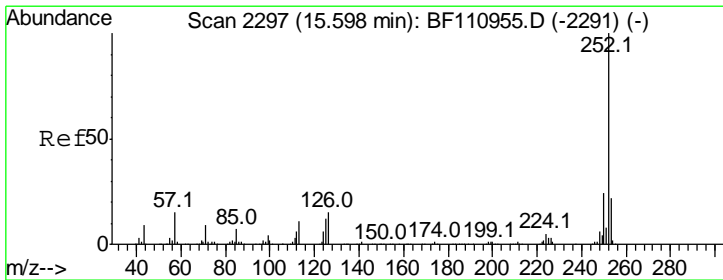
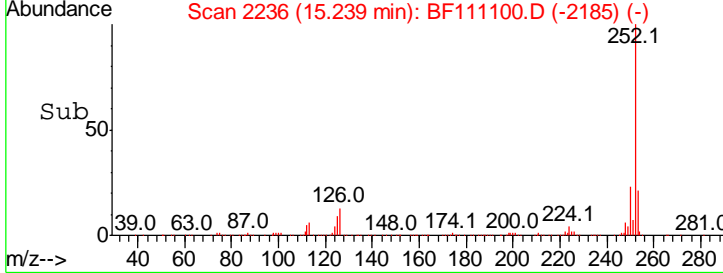
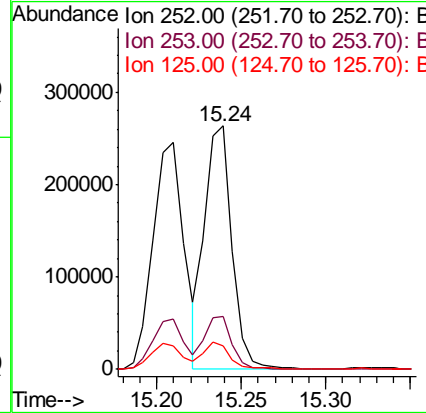
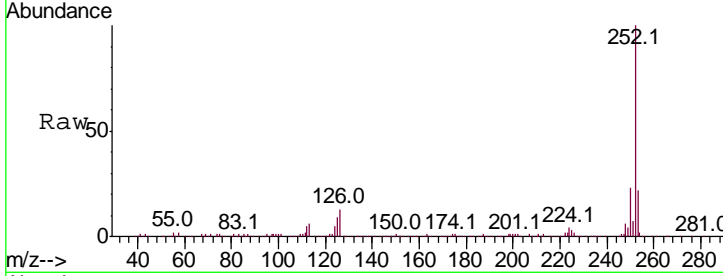




#89
 Benzo(k)fluoranthene
 Concen: 53.835 ng
 RT: 15.24 min Scan# 2236
 Delta R.T. -0.00 min
 Lab File: BF111100.D
 Acq: 29 Nov 2018 19:42

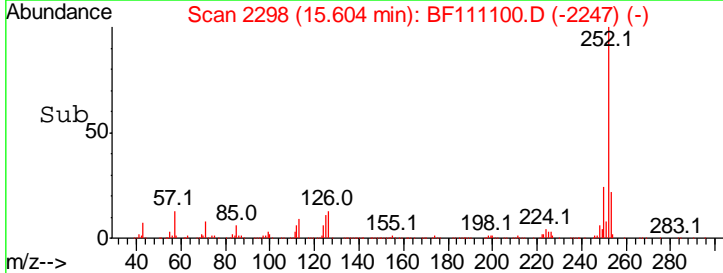
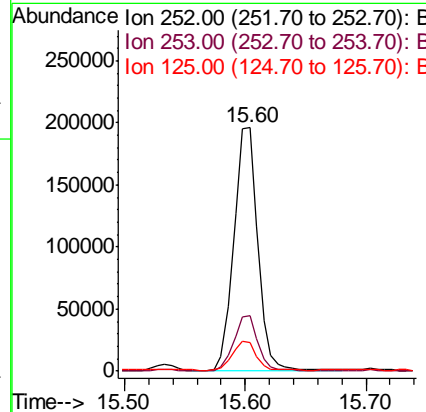
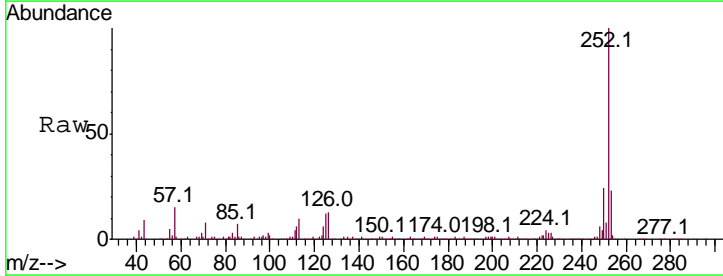
Instrument :
 BNA_F
 ClientSampled :
 FK-GF-02-028-BMSD

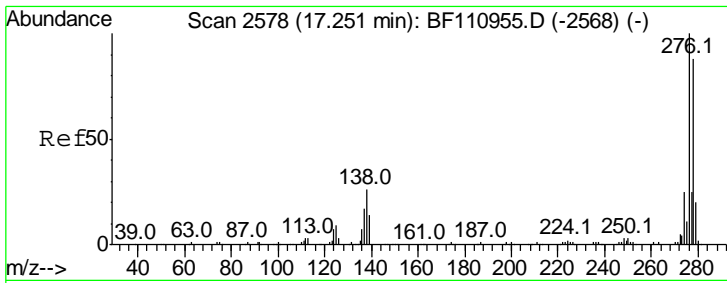
Tgt Ion	Resp	Lower	Upper
252	100		
253	21.5	17.2	25.8
125	9.5	7.4	11.0



#90
 Benzo(a)pyrene
 Concen: 54.918 ng
 RT: 15.60 min Scan# 2298
 Delta R.T. -0.00 min
 Lab File: BF111100.D
 Acq: 29 Nov 2018 19:42

Tgt Ion	Resp	Lower	Upper
252	100		
253	22.5	18.2	27.4
125	11.6	9.0	13.6

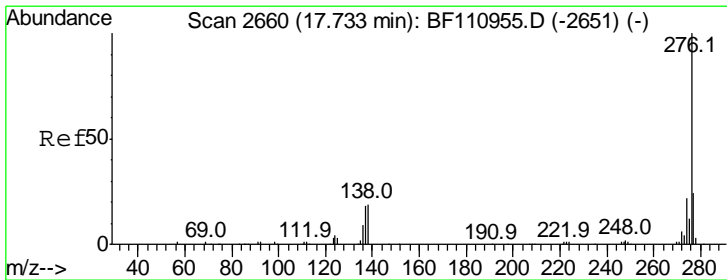
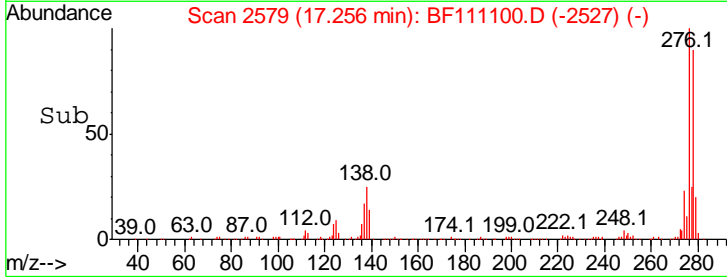
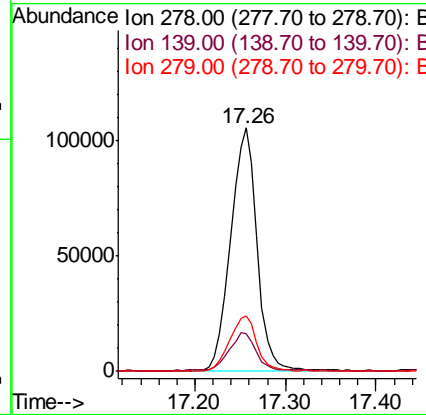
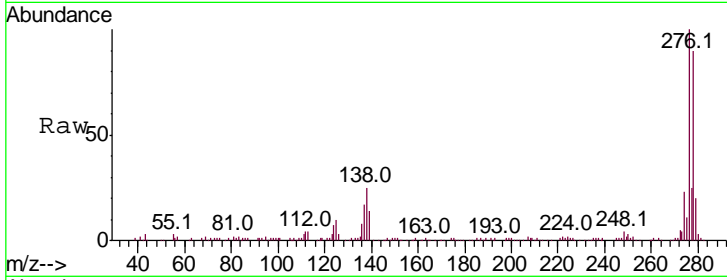




#91
 Dibenzo(a,h)anthracene
 Concen: 52.796 ng
 RT: 17.26 min Scan# 2579
 Delta R.T. 0.01 min
 Lab File: BF111100.D
 Acq: 29 Nov 2018 19:42

Instrument :
 BNA_F
 ClientSampleId :
 FK-GF-02-028-BMSD

Tgt Ion	Resp	Lower	Upper
278	214607		
278	100		
139	15.3	12.7	19.1
279	22.6	19.0	28.4



#92
 Benzo(g,h,i)perylene
 Concen: 54.194 ng
 RT: 17.74 min Scan# 2661
 Delta R.T. -0.00 min
 Lab File: BF111100.D
 Acq: 29 Nov 2018 19:42

Tgt Ion	Resp	Lower	Upper
276	212400		
276	100		
277	23.2	18.8	28.2
138	20.1	16.0	24.0

