

Data Path : Z:\HPCHEM1\BNA_F\DATA\BF013016\
 Data File : BF084679.D
 Acq On : 30 Jan 2016 12:04
 Operator : SJ/IZ
 Sample : H1257-04MSD
 Misc :
 ALS Vial : 40 Sample Multiplier: 1

Instrument :
 BNA_F
 ClientSampleId :
 SUP-B015(6-9)MSD

Quant Time: Feb 01 00:25:22 2016
 Quant Method : Z:\HPCHEM1\BNA_F\METHODS\8270-BF012916.M
 Quant Title : ASP BNA STANDARDS FOR 5 POINT CALIBRATION
 QLast Update : Fri Jan 29 12:54:53 2016
 Response via : Initial Calibration

Internal Standards	R.T.	QIon	Response	Conc	Units	Dev(Min)
1) 1,4-Dichlorobenzene-d4	6.73	152	178992	20.00	ng	0.00
21) Naphthalene-d8	8.01	136	680667	20.00	ng	-0.01
38) Acenaphthene-d10	9.77	164	316306	20.00	ng	0.00
63) Phenanthrene-d10	11.24	188	523003	20.00	ng	0.00
75) Chrysene-d12	13.87	240	298697	20.00	ng	0.00
86) Perylene-d12	15.25	264	346053	20.00	ng	0.00

System Monitoring Compounds

5) 2-Fluorophenol	5.33	112	1437391	121.22	ng	0.02
7) Phenol-d6	6.38	99	1761651	123.95	ng	0.01
23) Nitrobenzene-d5	7.30	82	1102911	90.55	ng	0.00
41) 2,4,6-Tribromophenol	10.56	330	400143	120.70	ng	0.00
44) 2-Fluorobiphenyl	9.09	172	1605111	75.43	ng	0.00
78) Terphenyl-d14	12.83	244	1254071	94.82	ng	0.00

Target Compounds

Target Compounds	R.T.	QIon	Response	Conc	Units	Qvalue
2) 1,4-Dioxane	2.28	88	168257	30.43	ng	# 74
3) Pyridine	2.96	79	501573	34.05	ng	# 74
4) n-Nitrosodimethylamine	2.91	42	272197	37.79	ng	81
6) Aniline	6.40	93	427988	23.46	ng	# 1
8) 2-Chlorophenol	6.51	128	503078	38.25	ng	88
9) Benzaldehyde	6.27	77	36533	4.44	ng	93
10) Phenol	6.40	94	705979	44.57	ng	96
11) bis(2-Chloroethyl)ether	6.46	93	503040	40.83	ng	# 81
12) 1,3-Dichlorobenzene	6.90	146	532881	37.82	ng	99
13) 1,4-Dichlorobenzene	6.74	146	507958	36.73	ng	98
14) 1,2-Dichlorobenzene	6.90	146	533055	41.86	ng	97
15) Benzyl Alcohol	6.88	79	405156	41.88	ng	89
16) 2,2'-oxybis(1-Chloropropan	7.01	45	795794	37.74	ng	90
17) 2-Methylphenol	7.00	107	443666	43.51	ng	94
18) Hexachloroethane	7.24	117	212331	39.25	ng	# 85
19) n-Nitroso-di-n-propylamine	7.15	70	347644	40.05	ng	# 74
20) 3+4-Methylphenols	7.15	107	522724	42.25	ng	# 66
22) Acetophenone	7.14	105	741290	41.70	ng	# 98
24) Nitrobenzene	7.31	77	513433	39.66	ng	92
25) Isophorone	7.56	82	1012516	44.37	ng	96
26) 2-Nitrophenol	7.63	139	267411	43.44	ng	# 83
27) 2,4-Dimethylphenol	7.69	122	460021	42.64	ng	86
28) bis(2-Chloroethoxy)methane	7.78	93	614085	44.84	ng	# 97
29) 2,4-Dichlorophenol	7.88	162	440092	46.64	ng	95
30) 1,2,4-Trichlorobenzene	7.96	180	443373	41.09	ng	# 92
31) Naphthalene	8.03	128	1462830	42.57	ng	99
32) Benzoic acid	7.79	122	107970	13.04	ng	91
33) 4-Chloroaniline	8.09	127	195122	13.96	ng	97
34) Hexachlorobutadiene	8.16	225	262216	41.12	ng	98
35) Caprolactam	8.46	113	137439	50.76	ng	# 56
36) 4-Chloro-3-methylphenol	8.59	107	501228	48.25	ng	98
37) 2-Methylnaphthalene	8.73	142	1035747	49.11	ng	97
39) 1,2,4,5-Tetrachlorobenzene	8.90	216	399252	38.92	ng	97
40) Hexachlorocyclopentadiene	8.88	237	285652	61.25	ng	98

Data Path : Z:\HPCHEM1\BNA_F\DATA\BF013016\
 Data File : BF084679.D
 Acq On : 30 Jan 2016 12:04
 Operator : SJ/IZ
 Sample : H1257-04MSD
 Misc :
 ALS Vial : 40 Sample Multiplier: 1

Instrument :
 BNA_F
 ClientSampleId :
 SUP-B015(6-9)MSD

Quant Time: Feb 01 00:25:22 2016
 Quant Method : Z:\HPCHEM1\BNA_F\METHODS\8270-BF012916.M
 Quant Title : ASP BNA STANDARDS FOR 5 POINT CALIBRATION
 QLast Update : Fri Jan 29 12:54:53 2016
 Response via : Initial Calibration

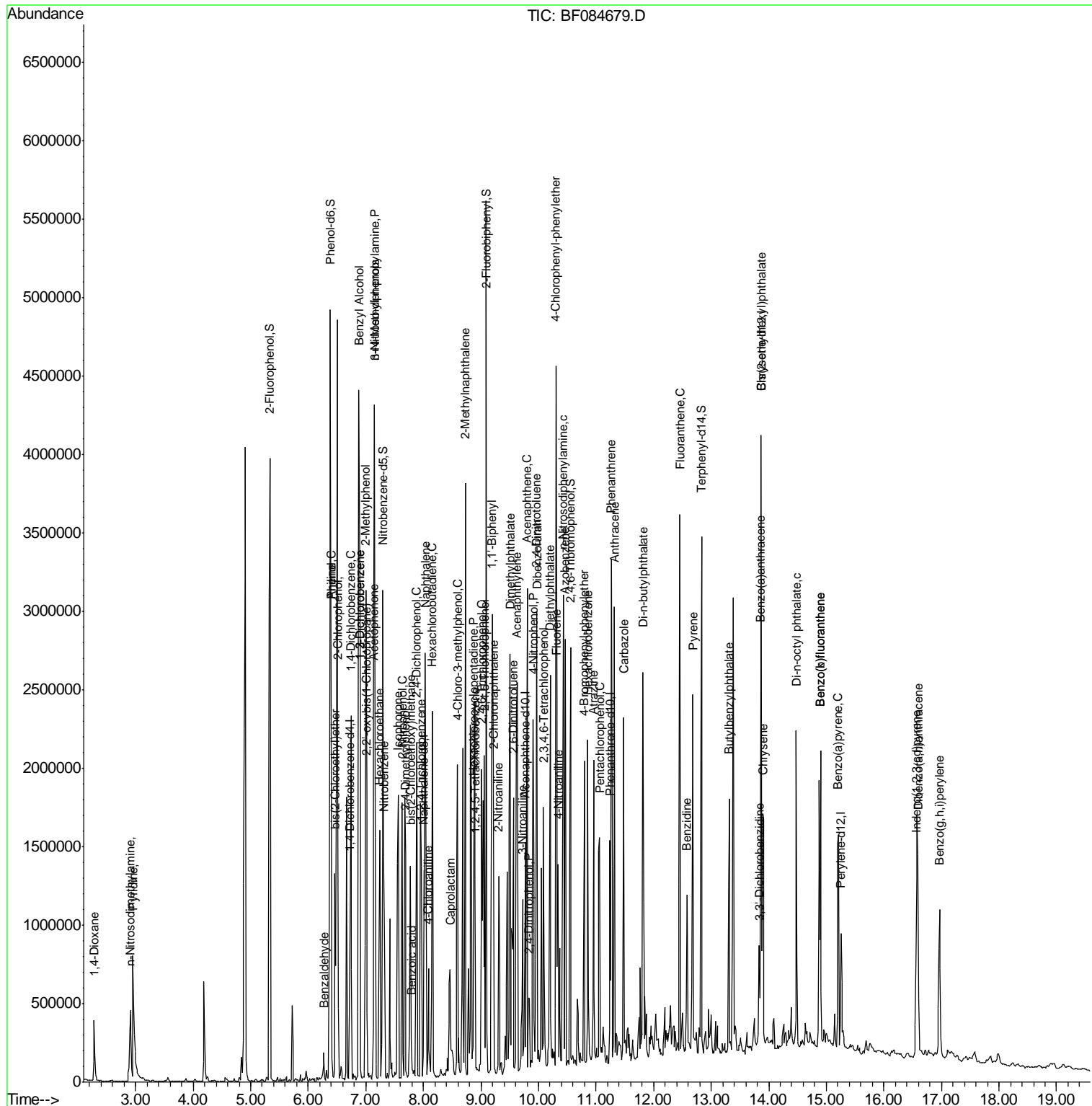
Internal Standards	R.T.	QIon	Response	Conc	Units	Dev(Min)
42) 2,4,6-Trichlorophenol	9.01	196	293901	46.12	ng	95
43) 2,4,5-Trichlorophenol	9.06	196	294744	44.80	ng	96
45) 1,1'-Biphenyl	9.20	154	1173422	40.48	ng	95
46) 2-Chloronaphthalene	9.22	162	855156	40.43	ng	# 87
47) 2-Nitroaniline	9.31	65	251662	39.62	ng	99
48) Acenaphthylene	9.63	152	1331018	41.53	ng	99
49) Dimethylphthalate	9.50	163	1343409	56.59	ng	# 91
50) 2,6-Dinitrotoluene	9.56	165	241549	46.24	ng	# 85
51) Acenaphthene	9.80	154	859620	40.06	ng	98
52) 3-Nitroaniline	9.72	138	147813	27.08	ng	95
53) 2,4-Dinitrophenol	9.84	184	88949	34.51	ng	# 85
54) Dibenzofuran	9.97	168	1201967	46.93	ng	98
55) 4-Nitrophenol	9.90	139	336686	83.98	ng	# 83
56) 2,4-Dinitrotoluene	9.96	165	298964	44.06	ng	96
57) Fluorene	10.32	166	874226	40.27	ng	99
58) 2,3,4,6-Tetrachlorophenol	10.09	232	219019	44.03	ng	# 89
59) Diethylphthalate	10.20	149	989215	42.57	ng	95
60) 4-Chlorophenyl-phenylether	10.30	204	381105	39.10	ng	92
61) 4-Nitroaniline	10.34	138	224345	43.43	ng	92
62) Azobenzene	10.46	77	1011786	45.49	ng	91
65) n-Nitrosodiphenylamine	10.43	169	830182	48.96	ng	99
66) 4-Bromophenyl-phenylether	10.80	248	271207	46.04	ng	# 94
67) Hexachlorobenzene	10.85	284	248886	38.84	ng	# 81
68) Atrazine	10.96	200	229853	45.24	ng	98
69) Pentachlorophenol	11.06	266	237332	76.67	ng	98
70) Phenanthrene	11.26	178	1388912	48.03	ng	98
71) Anthracene	11.32	178	1295732	44.07	ng	100
72) Carbazole	11.48	167	1129008	44.55	ng	98
73) Di-n-butylphthalate	11.81	149	1310968	42.54	ng	# 96
74) Fluoranthene	12.45	202	1375334	48.10	ng	95
76) Benzidine	12.58	184	387052	34.07	ng	99
77) Pyrene	12.68	202	1306461	57.99	ng	100
79) Butylbenzylphthalate	13.31	149	470935	48.93	ng	# 87
80) Benzo(a)anthracene	13.86	228	881322	47.33	ng	98
81) 3,3'-Dichlorobenzidine	13.84	252	193420	29.52	ng	98
82) Chrysene	13.91	228	834149	45.45	ng	98
83) Bis(2-ethylhexyl)phthalate	13.87	149	594502	47.62	ng	# 97
84) Di-n-octyl phthalate	14.48	149	931522	47.22	ng	# 88
85) Indeno(1,2,3-cd)pyrene	16.57	276	897829	55.33	ng	99
87) Benzo(b)fluoranthene	14.90	252	1643827	73.36	ng	# 97
88) Benzo(k)fluoranthene	14.90	252	1643827	88.81	ng	99
89) Benzo(a)pyrene	15.21	252	830152	42.83	ng	98
90) Dibenzo(a,h)anthracene	16.59	278	731985	41.90	ng	# 94
91) Benzo(g,h,i)perylene	16.97	276	781526	44.31	ng	99

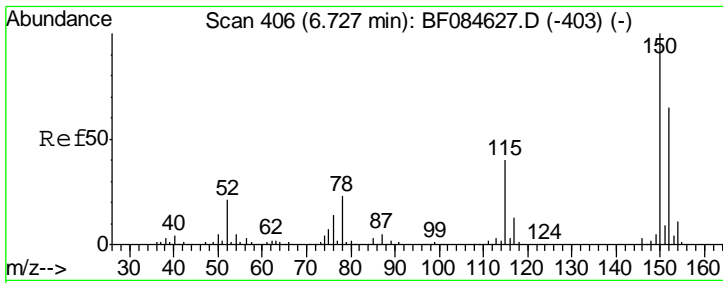
(#) = qualifier out of range (m) = manual integration (+) = signals summed

Data Path : Z:\HPCHEM1\BNA_F\DATA\BF013016\
 Data File : BF084679.D
 Acq On : 30 Jan 2016 12:04
 Operator : SJ/IZ
 Sample : H1257-04MSD
 Misc :
 ALS Vial : 40 Sample Multiplier: 1

Instrument :
 BNA_F
 Client Sampled :
 SUP-B015(6-9)MSD

Quant Time: Feb 01 00:25:22 2016
 Quant Method : Z:\HPCHEM1\BNA_F\METHODS\8270-BF012916.M
 Quant Title : ASP BNA STANDARDS FOR 5 POINT CALIBRATION
 QLast Update : Fri Jan 29 12:54:53 2016
 Response via : Initial Calibration

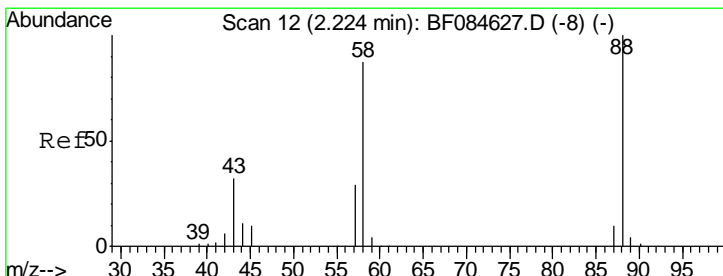
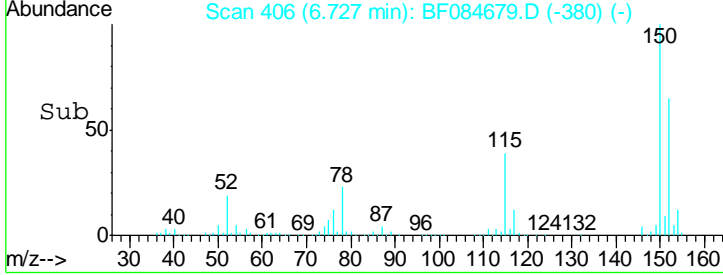
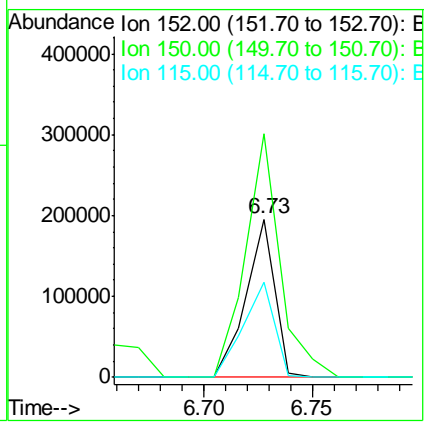
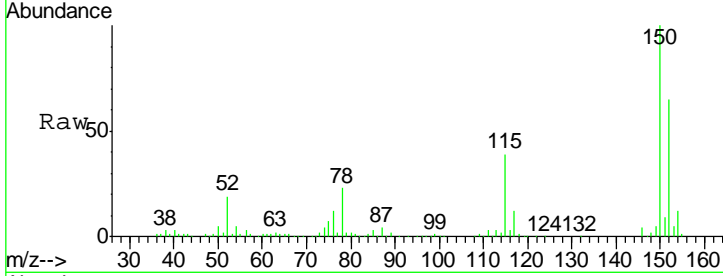




#1
 1,4-Dichlorobenzene-d4
 Concen: 20.00 ng
 RT: 6.73 min Scan# 406
 Delta R.T. -0.00 min
 Lab File: BF084679.D
 Acq: 30 Jan 2016 12:04

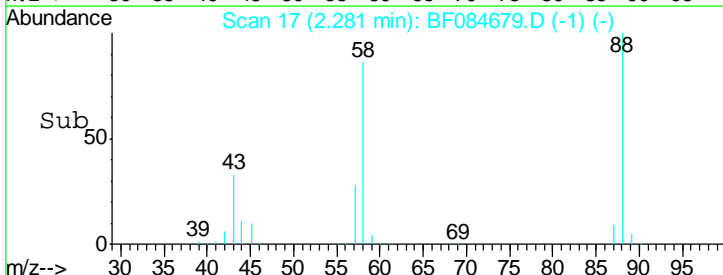
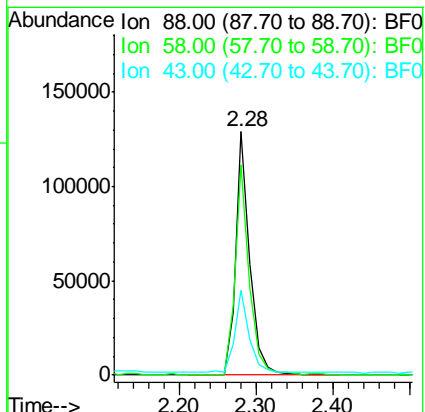
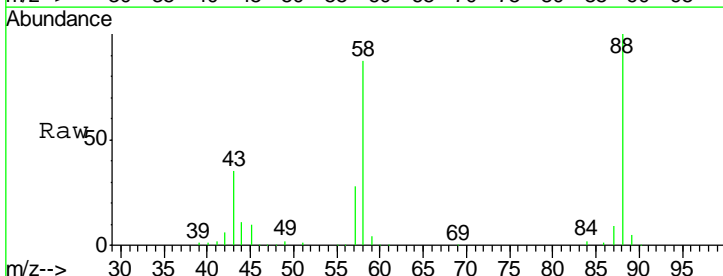
Instrument :
 BNA_F
ClientSampleId :
 SUP-B015(6-9)MSD

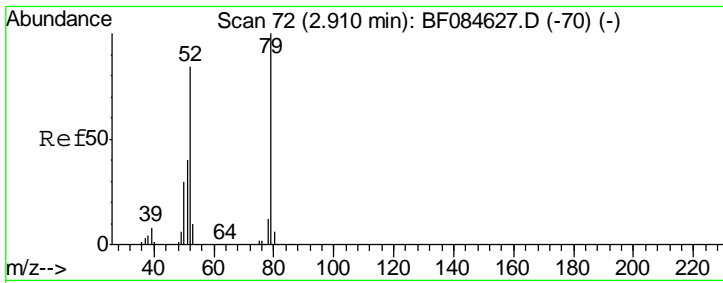
Tgt Ion	Resp	Lower	Upper
152	178992		
152	100		
150	153.6	123.0	184.4
115	60.4	51.4	77.2



#2
 1,4-Dioxane
 Concen: 30.43 ng
 RT: 2.28 min Scan# 17
 Delta R.T. 0.06 min
 Lab File: BF084679.D
 Acq: 30 Jan 2016 12:04

Tgt Ion	Resp	Lower	Upper
88	168257		
88	100		
58	86.2	51.2	76.8#
43	34.4	19.5	29.3#

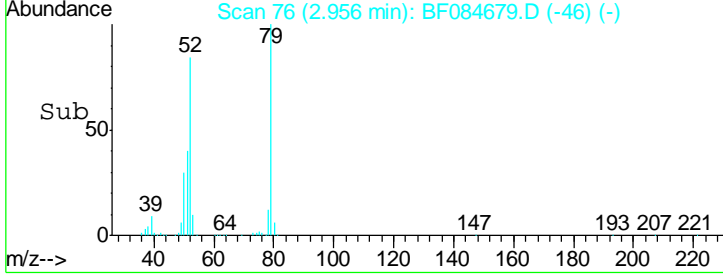
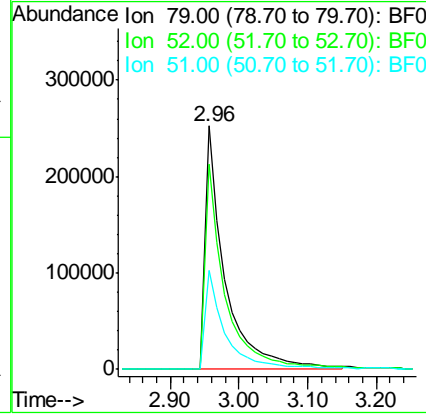
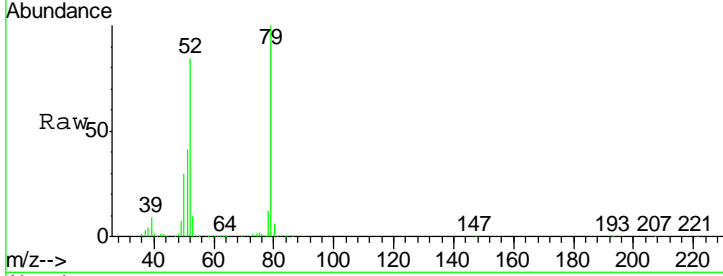




#3
 Pyridine
 Concen: 34.05 ng
 RT: 2.96 min Scan# 76
 Delta R.T. 0.05 min
 Lab File: BF084679.D
 Acq: 30 Jan 2016 12:04

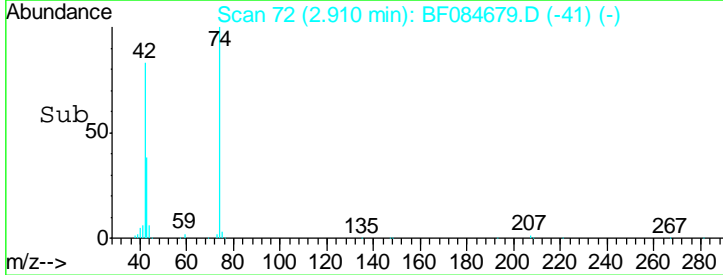
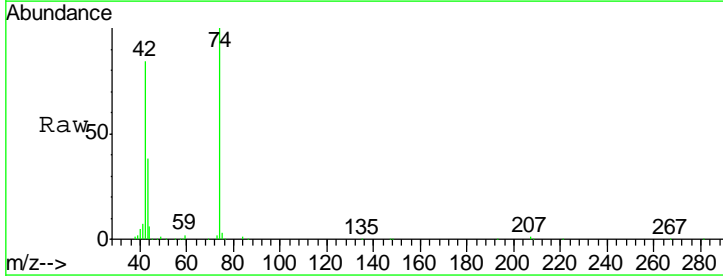
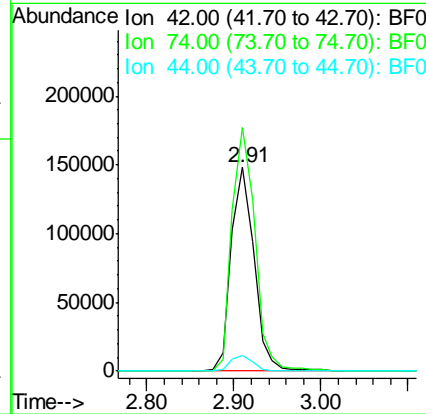
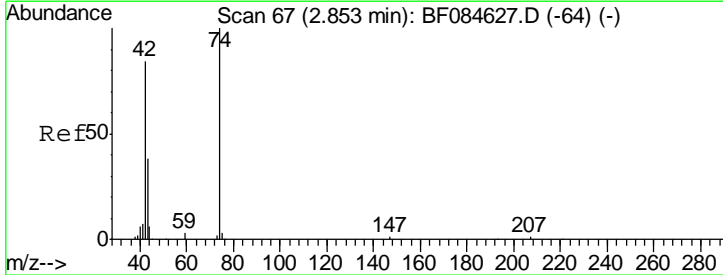
Instrument :
 BNA_F
ClientSampleId :
 SUP-B015(6-9)MSD

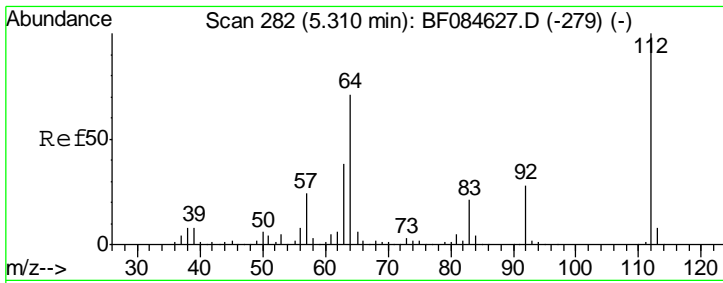
Tgt Ion	Resp	Lower	Upper
79	100		
52	84.3	49.0	73.4#
51	40.5	25.2	37.8#



#4
 n-Nitrosodimethylamine
 Concen: 37.79 ng
 RT: 2.91 min Scan# 72
 Delta R.T. 0.06 min
 Lab File: BF084679.D
 Acq: 30 Jan 2016 12:04

Tgt Ion	Resp	Lower	Upper
42	100		
74	119.6	115.7	173.5
44	7.6	5.1	7.7

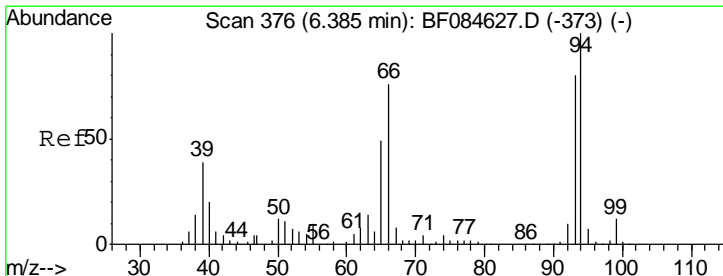
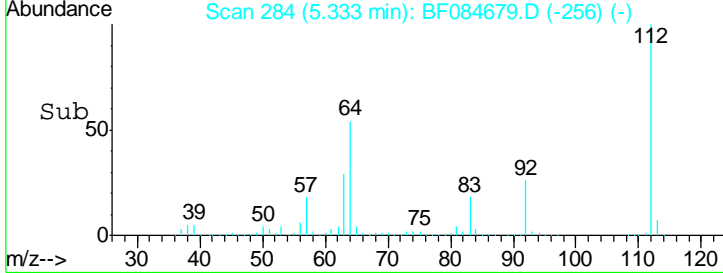
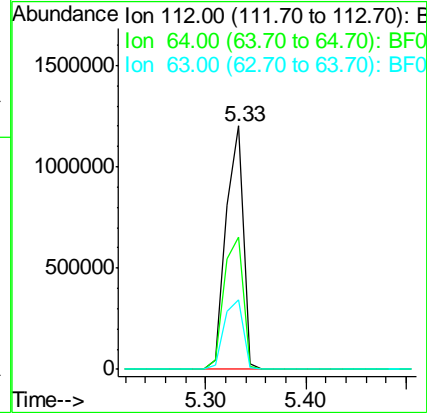
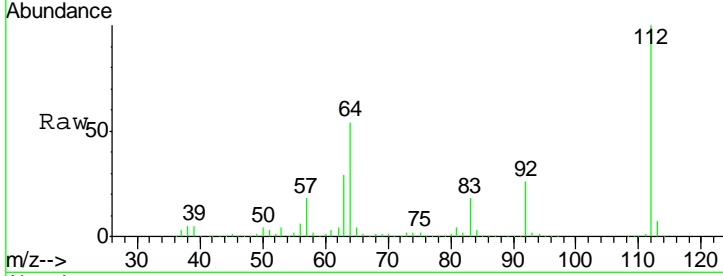




#5
 2-Fluorophenol
 Concen: 121.22 ng
 RT: 5.33 min Scan# 284
 Delta R.T. 0.02 min
 Lab File: BF084679.D
 Acq: 30 Jan 2016 12:04

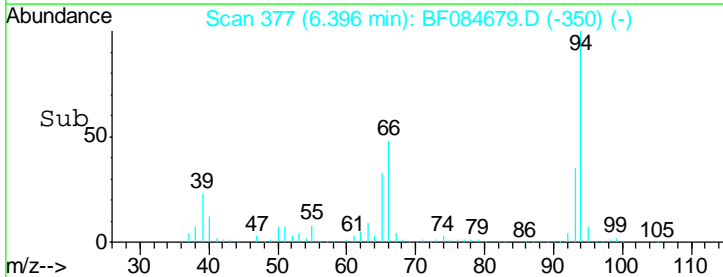
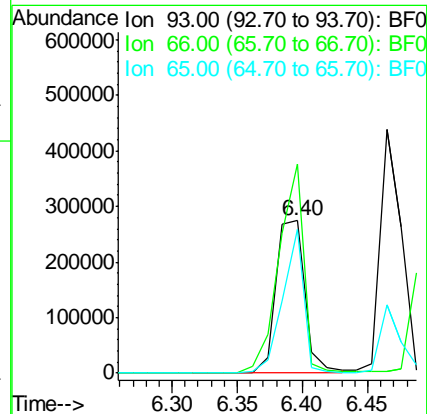
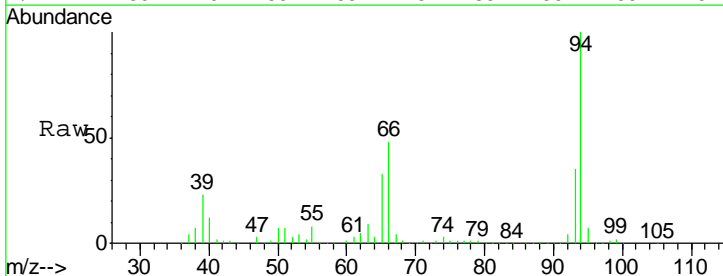
Instrument :
 BNA_F
ClientSampleId :
 SUP-B015(6-9)MSD

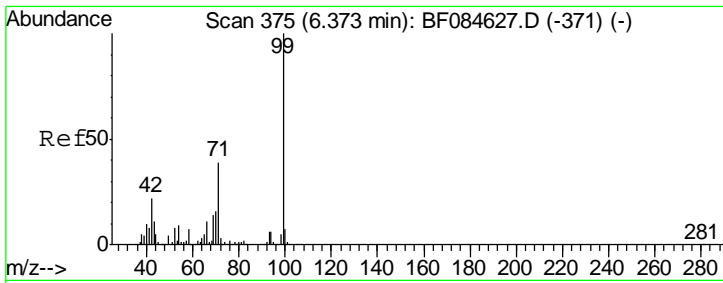
Tgt Ion	Resp	Lower	Upper
112	100		
64	54.3	36.6	55.0
63	28.6	19.4	29.0



#6
 Aniline
 Concen: 23.46 ng
 RT: 6.40 min Scan# 377
 Delta R.T. 0.01 min
 Lab File: BF084679.D
 Acq: 30 Jan 2016 12:04

Tgt Ion	Resp	Lower	Upper
93	100		
66	136.7	44.9	67.3#
65	94.1	23.7	35.5#

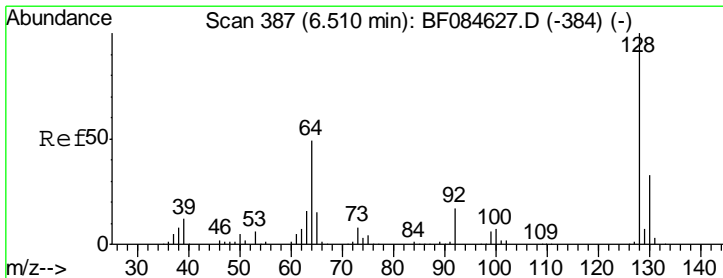
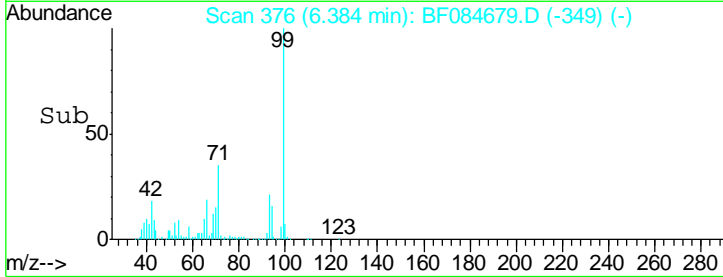
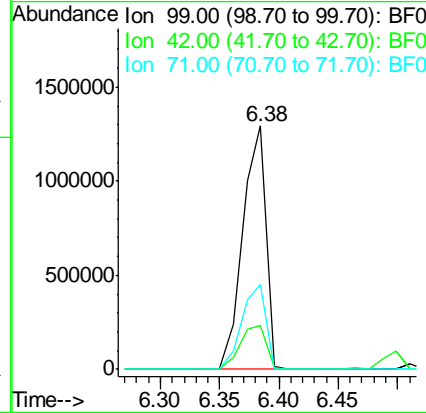
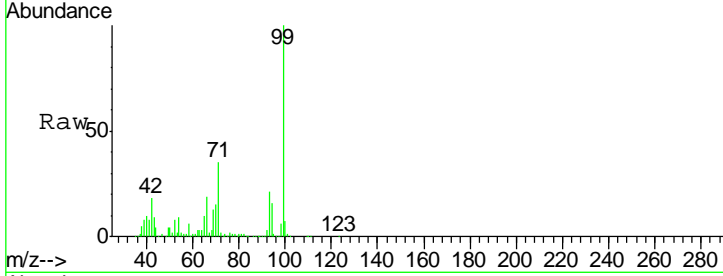




#7
 Phenol-d6
 Concen: 123.95 ng
 RT: 6.38 min Scan# 376
 Delta R.T. 0.01 min
 Lab File: BF084679.D
 Acq: 30 Jan 2016 12:04

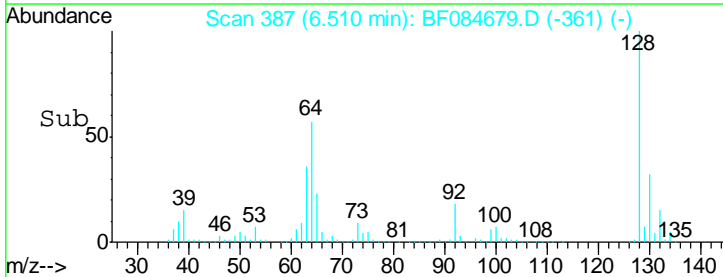
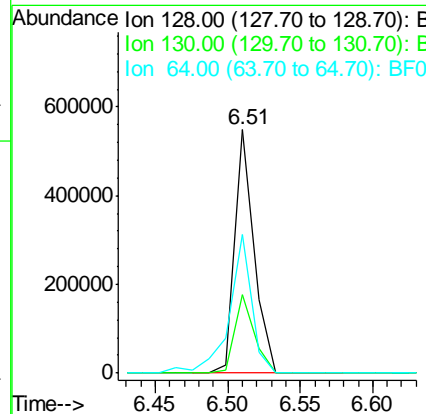
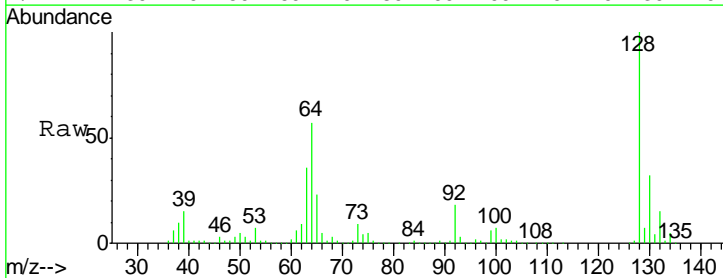
Instrument :
 BNA_F
ClientSampled :
 SUP-B015(6-9)MSD

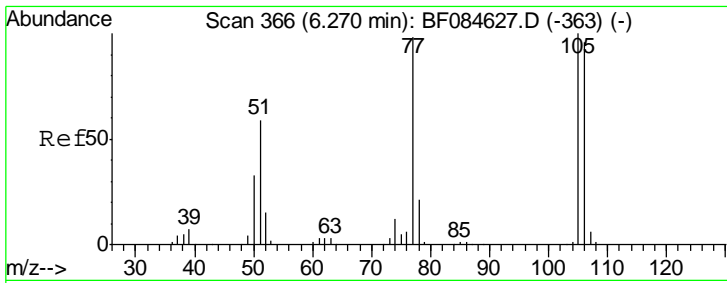
Tgt Ion	Resp	Lower	Upper
99	1761651		
42	18.1	12.8	19.2
71	35.1	30.9	46.3



#8
 2-Chlorophenol
 Concen: 38.25 ng
 RT: 6.51 min Scan# 387
 Delta R.T. -0.00 min
 Lab File: BF084679.D
 Acq: 30 Jan 2016 12:04

Tgt Ion	Resp	Lower	Upper
128	503078		
130	32.3	11.6	51.6
64	56.9	23.8	63.8

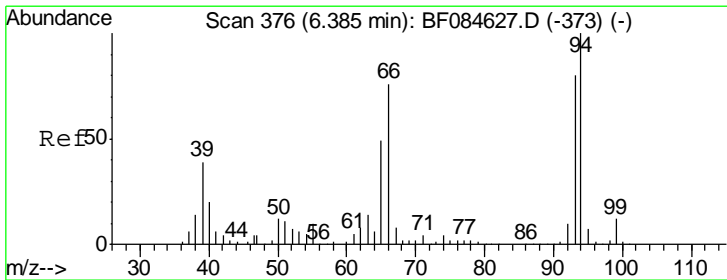
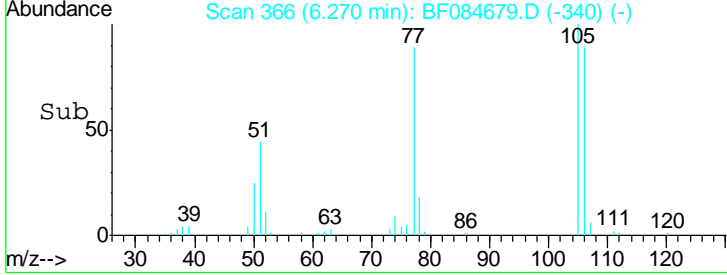
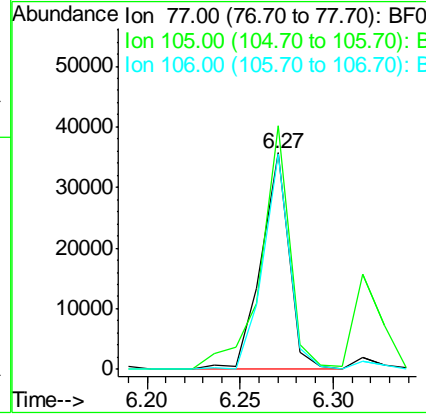
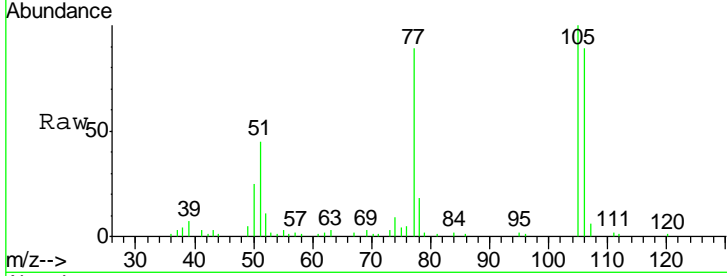




#9
Benzaldehyde
Concen: 4.44 ng
RT: 6.27 min Scan# 366
Delta R.T. -0.00 min
Lab File: BF084679.D
Acq: 30 Jan 2016 12:04

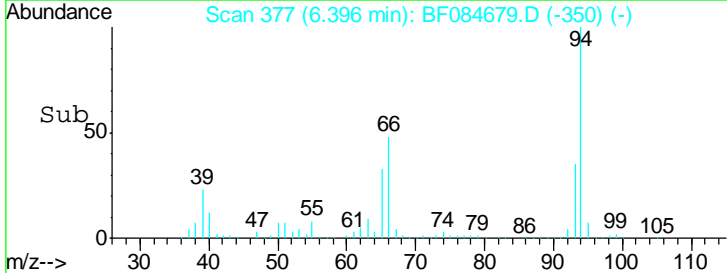
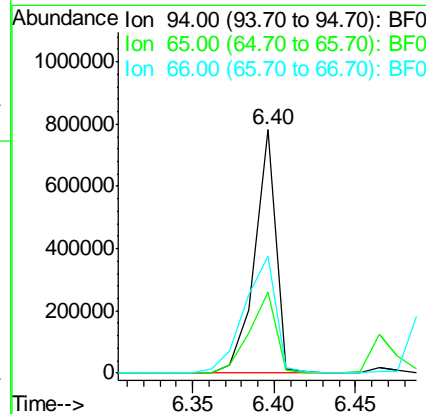
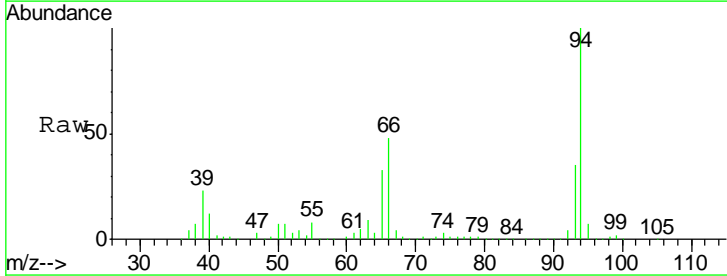
Instrument :
BNA_F
ClientSampleId :
SUP-B015(6-9)MSD

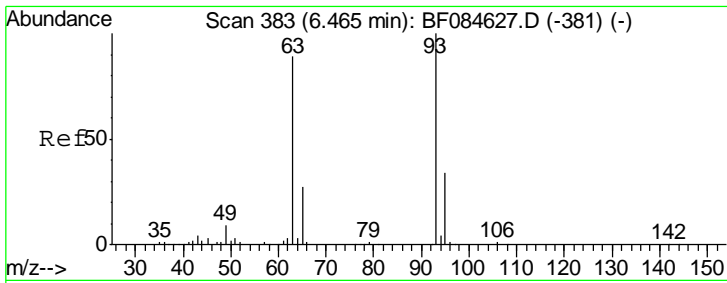
Tgt Ion	Resp	Lower	Upper
77	100		
105	112.6	83.0	123.0
106	99.7	74.6	114.6



#10
Phenol
Concen: 44.57 ng
RT: 6.40 min Scan# 377
Delta R.T. 0.01 min
Lab File: BF084679.D
Acq: 30 Jan 2016 12:04

Tgt Ion	Resp	Lower	Upper
94	100		
65	33.1	12.9	52.9
66	48.0	32.7	72.7

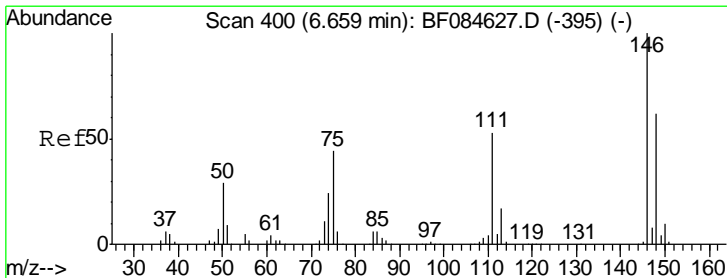
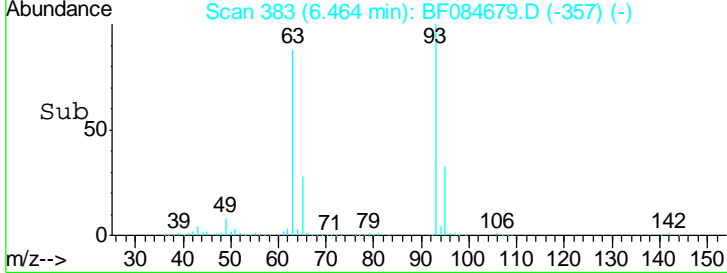
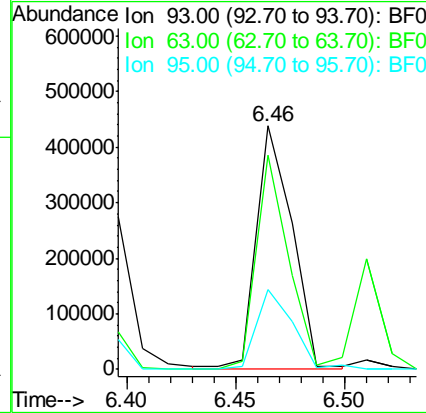
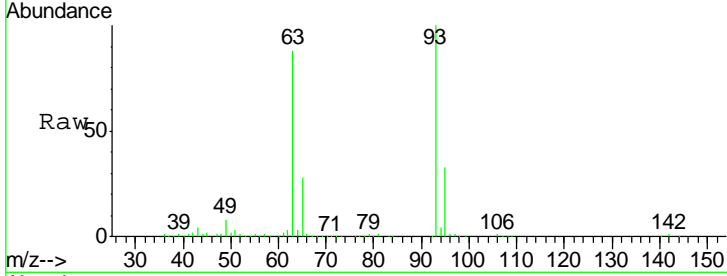




#11
 bis(2-Chloroethyl)ether
 Concen: 40.83 ng
 RT: 6.46 min Scan# 383
 Delta R.T. -0.00 min
 Lab File: BF084679.D
 Acq: 30 Jan 2016 12:04

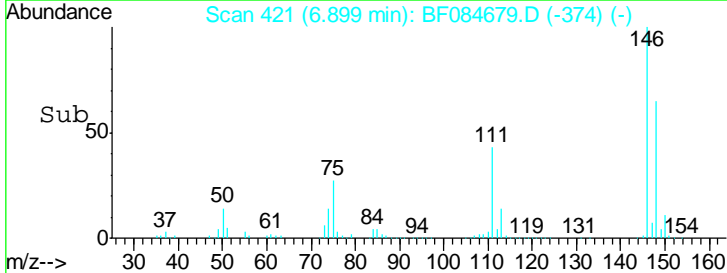
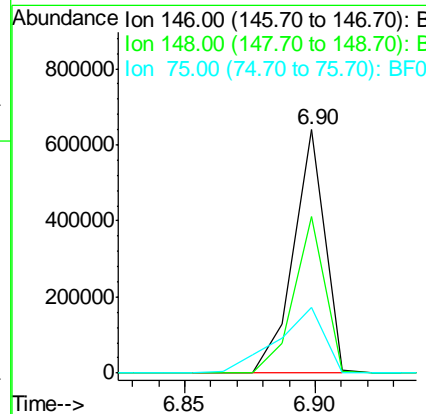
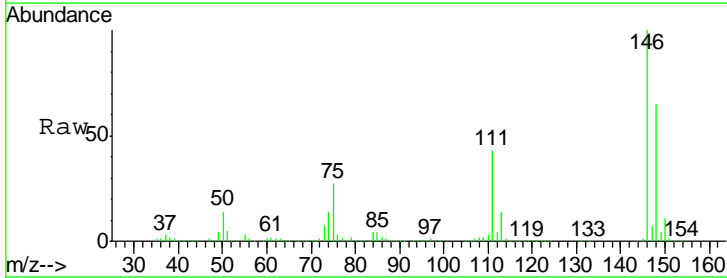
Instrument :
 BNA_F
ClientSampleId :
 SUP-B015(6-9)MSD

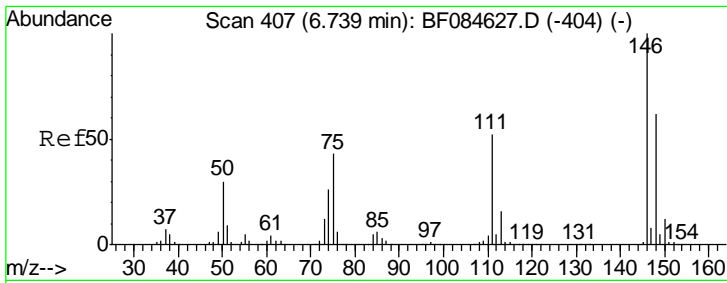
Tgt Ion	Resp	Lower	Upper
93	503040		
93	100		
63	87.8	45.9	85.9#
95	32.8	12.3	52.3



#12
 1,3-Dichlorobenzene
 Concen: 37.82 ng
 RT: 6.90 min Scan# 421
 Delta R.T. 0.24 min
 Lab File: BF084679.D
 Acq: 30 Jan 2016 12:04

Tgt Ion	Resp	Lower	Upper
146	532881		
146	100		
148	64.5	51.9	77.9
75	26.8	20.5	30.7

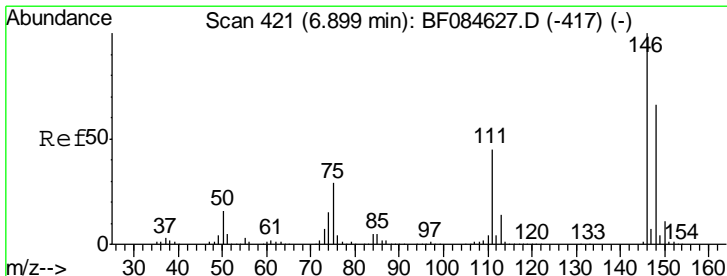
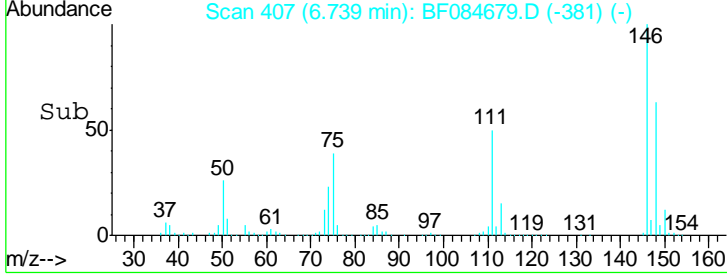
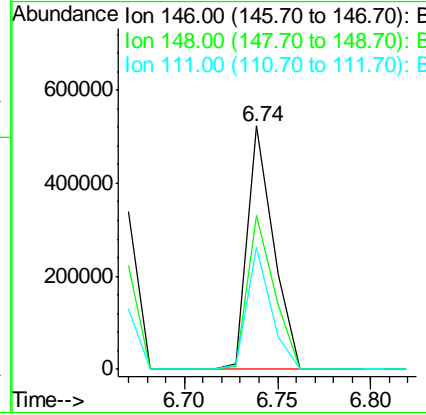
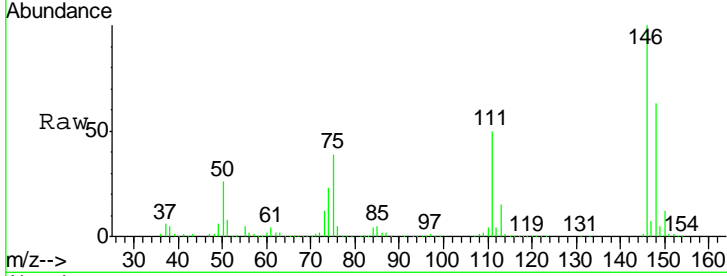




#13
 1,4-Dichlorobenzene
 Concen: 36.73 ng
 RT: 6.74 min Scan# 407
 Delta R.T. -0.00 min
 Lab File: BF084679.D
 Acq: 30 Jan 2016 12:04

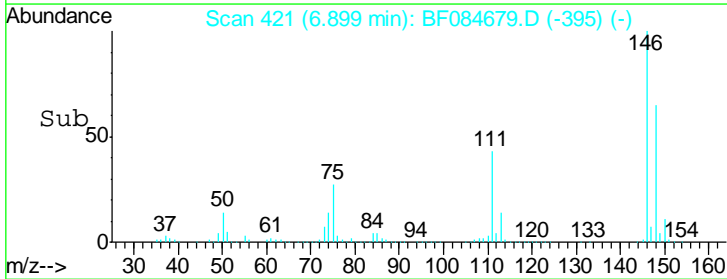
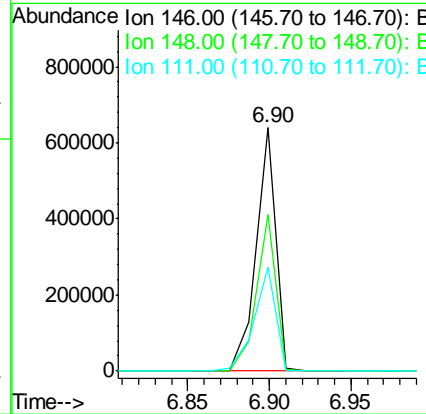
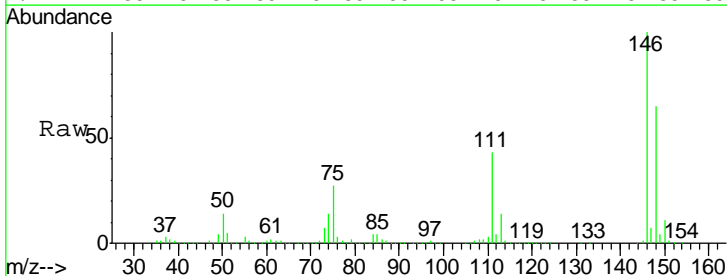
Instrument :
 BNA_F
ClientSampleId :
 SUP-B015(6-9)MSD

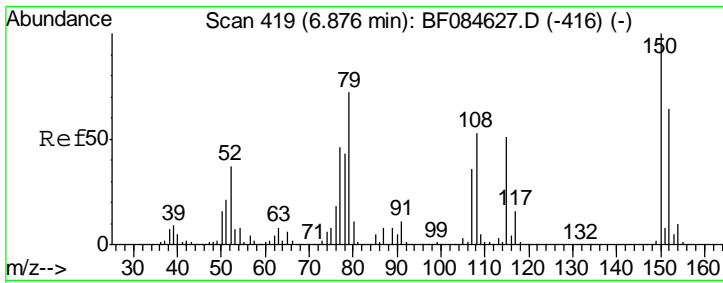
Tgt Ion	Resp	Lower	Upper
146	507958		
148	63.2	51.9	77.9
111	50.3	41.6	62.4



#14
 1,2-Dichlorobenzene
 Concen: 41.86 ng
 RT: 6.90 min Scan# 421
 Delta R.T. -0.00 min
 Lab File: BF084679.D
 Acq: 30 Jan 2016 12:04

Tgt Ion	Resp	Lower	Upper
146	533055		
148	64.5	51.6	77.4
111	42.7	38.0	57.0

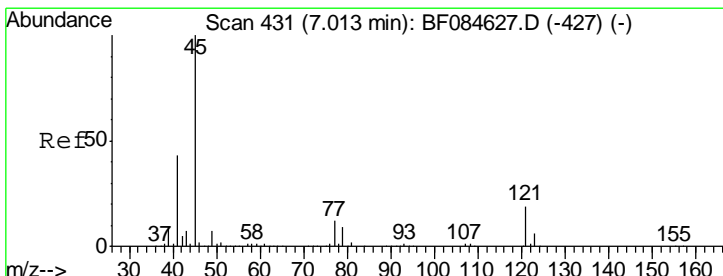
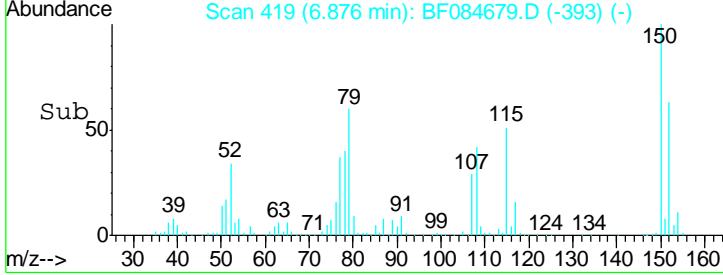
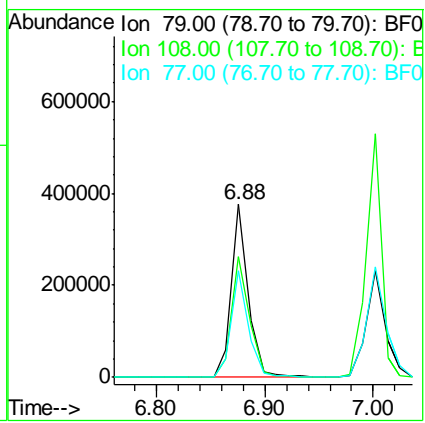
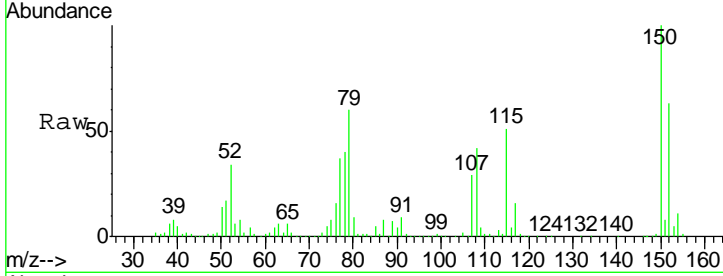




#15
 Benzyl Alcohol
 Concen: 41.88 ng
 RT: 6.88 min Scan# 419
 Delta R.T. -0.00 min
 Lab File: BF084679.D
 Acq: 30 Jan 2016 12:04


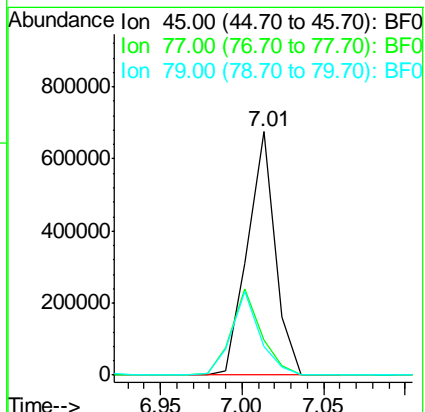
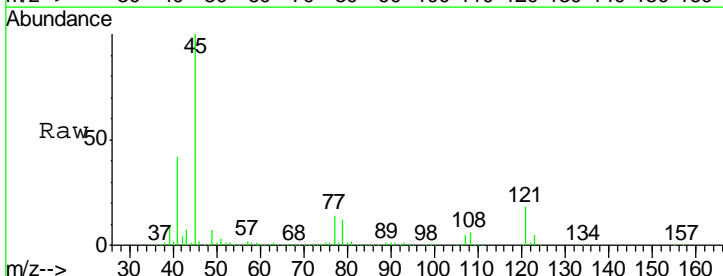
Instrument :
 BNA_F
ClientSampled :
 SUP-B015(6-9)MSD

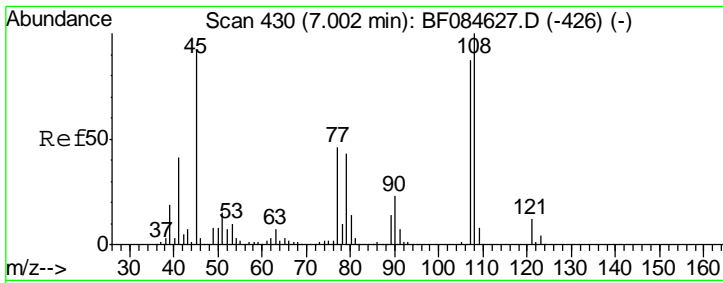
Tgt Ion	Resp	Lower	Upper
79	100		
108	69.6	69.0	103.4
77	61.4	50.0	75.0



#16
 2,2'-oxybis(1-Chloropropane)
 Concen: 37.74 ng
 RT: 7.01 min Scan# 431
 Delta R.T. -0.00 min
 Lab File: BF084679.D
 Acq: 30 Jan 2016 12:04

Tgt Ion	Resp	Lower	Upper
45	100		
77	14.2	0.0	39.6
79	11.6	0.0	35.0

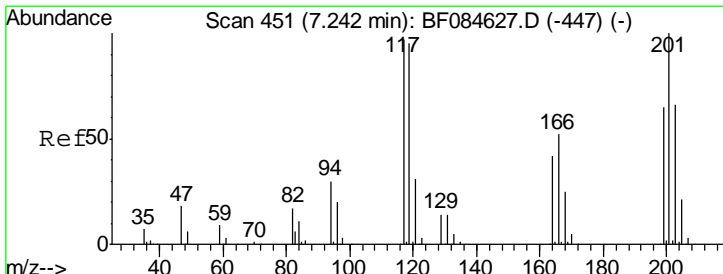
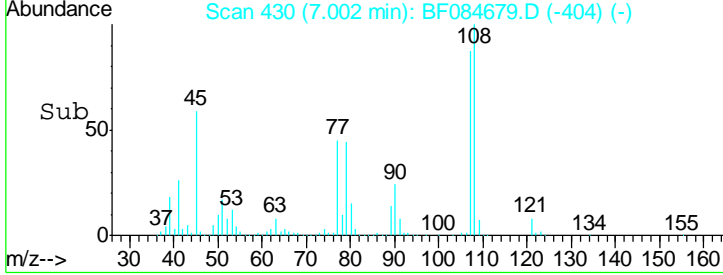
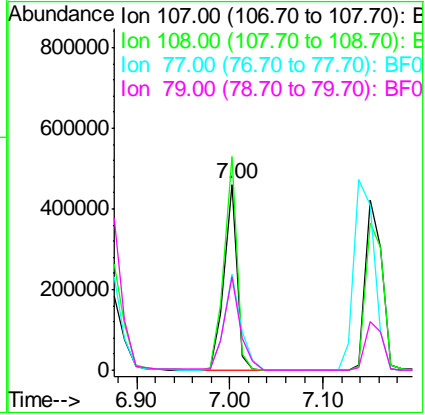
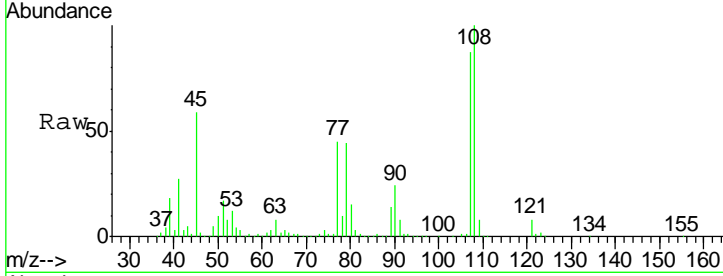




#17
 2-Methylphenol
 Concen: 43.51 ng
 RT: 7.00 min Scan# 430
 Delta R.T. -0.00 min
 Lab File: BF084679.D
 Acq: 30 Jan 2016 12:04

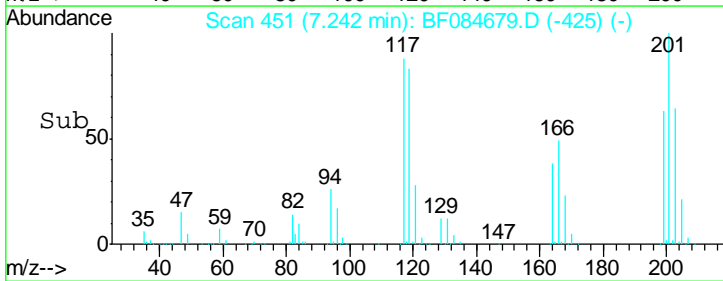
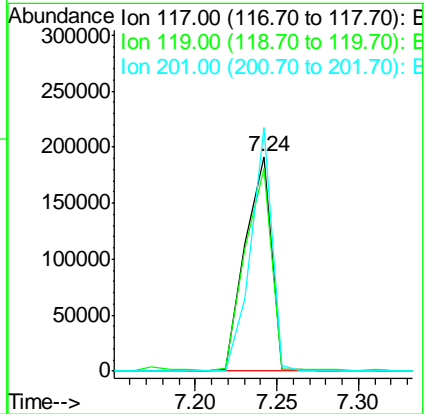
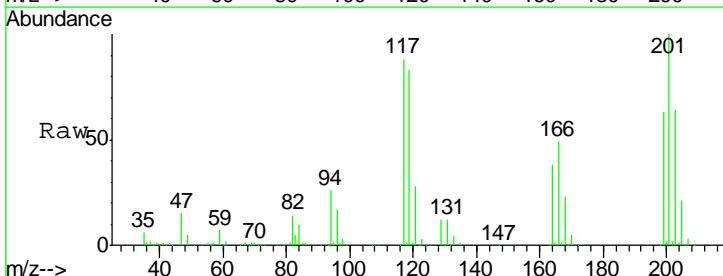
Instrument :
 BNA_F
 ClientSampleId :
 SUP-B015(6-9)MSD

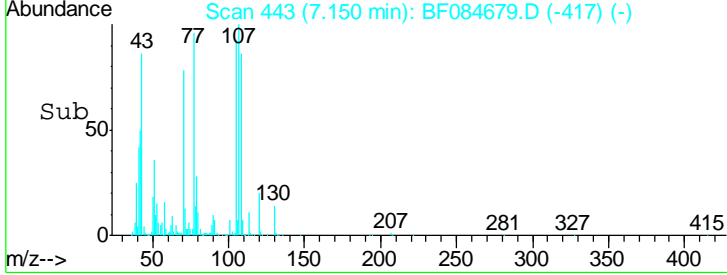
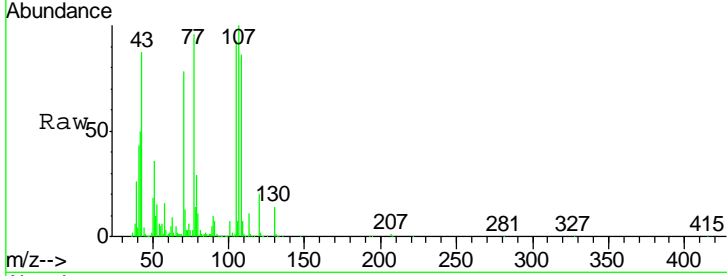
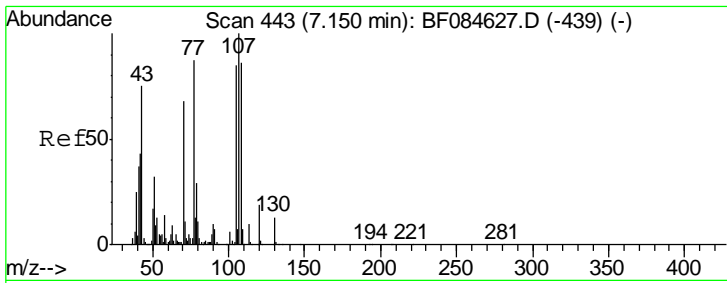
Tgt Ion	Resp	Lower	Upper
107	100		
108	115.1	89.8	134.6
77	52.0	35.7	53.5
79	50.6	35.7	53.5



#18
 Hexachloroethane
 Concen: 39.25 ng
 RT: 7.24 min Scan# 451
 Delta R.T. -0.00 min
 Lab File: BF084679.D
 Acq: 30 Jan 2016 12:04

Tgt Ion	Resp	Lower	Upper
117	100		
119	94.4	77.4	116.0
201	113.5	68.6	103.0#

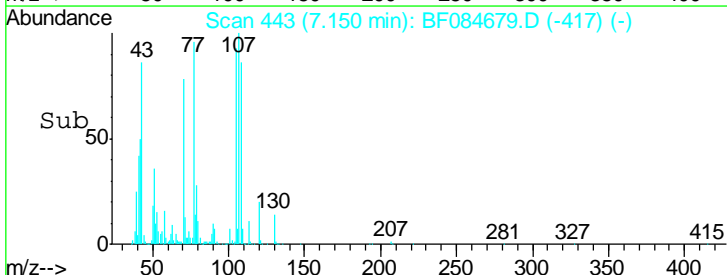
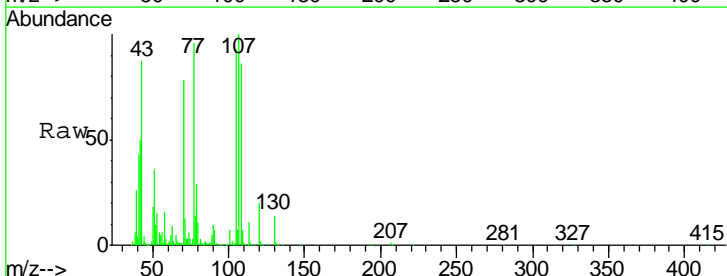
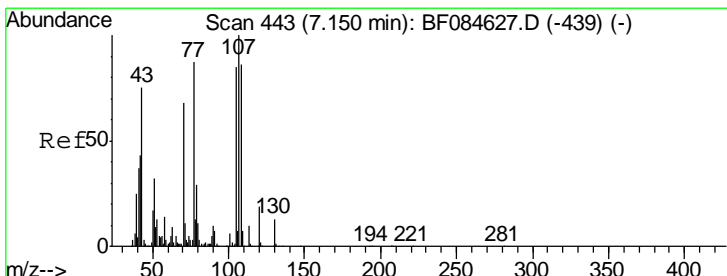
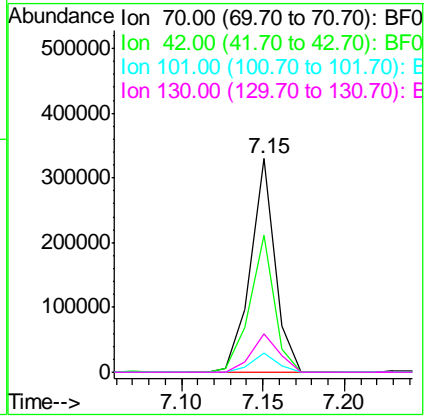




#19
 n-Nitroso-di-n-propylamine
 Concen: 40.05 ng
 RT: 7.15 min Scan# 443
 Delta R.T. -0.00 min
 Lab File: BF084679.D
 Acq: 30 Jan 2016 12:04

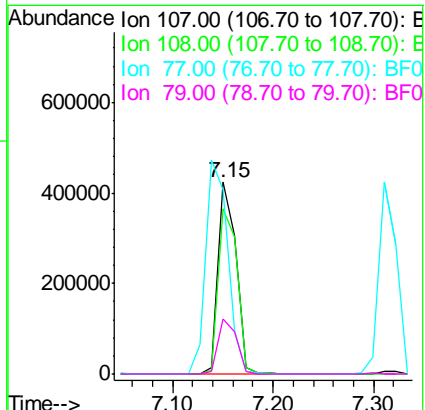
Instrument :
 BNA_F
 ClientSampleId :
 SUP-B015(6-9)MSD

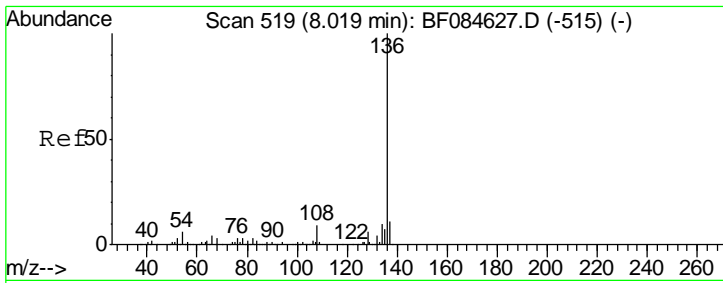
Tgt Ion	Resp	Lower	Upper
70	347644		
70	100		
42	64.2	33.3	49.9#
101	9.0	9.3	13.9#
130	18.1	23.4	35.0#



#20
 3+4-Methylphenols
 Concen: 42.25 ng
 RT: 7.15 min Scan# 443
 Delta R.T. -0.00 min
 Lab File: BF084679.D
 Acq: 30 Jan 2016 12:04

Tgt Ion	Resp	Lower	Upper
107	522724		
107	100		
108	86.0	74.6	114.6
77	96.5	0.7	40.7#
79	28.6	0.0	39.0

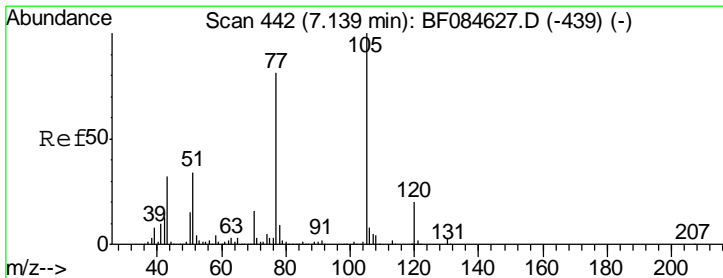
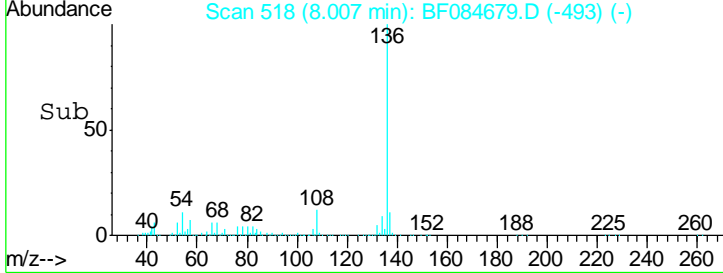
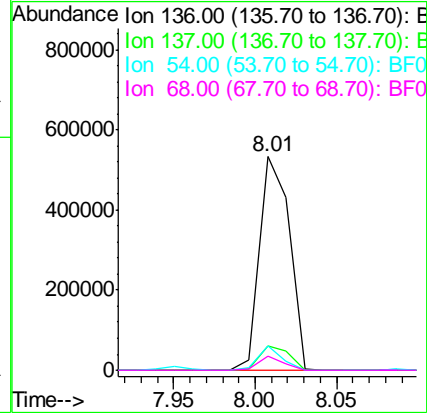
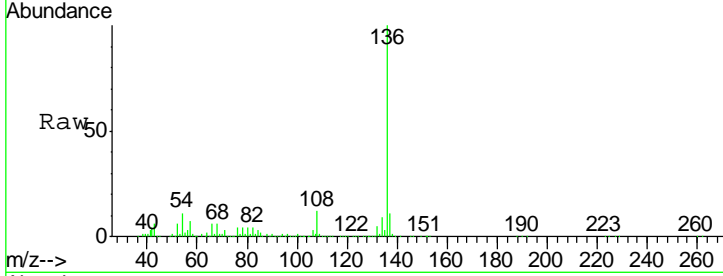




#21
 Naphthalene-d8
 Concen: 20.00 ng
 RT: 8.01 min Scan# 518
 Delta R.T. -0.01 min
 Lab File: BF084679.D
 Acq: 30 Jan 2016 12:04

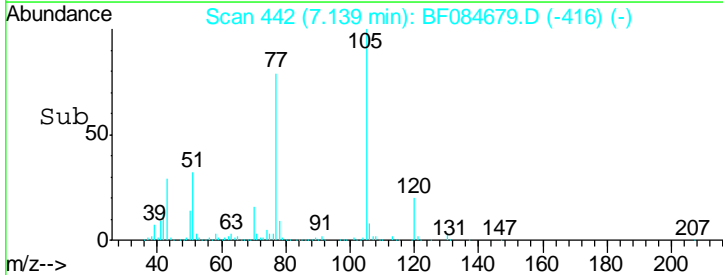
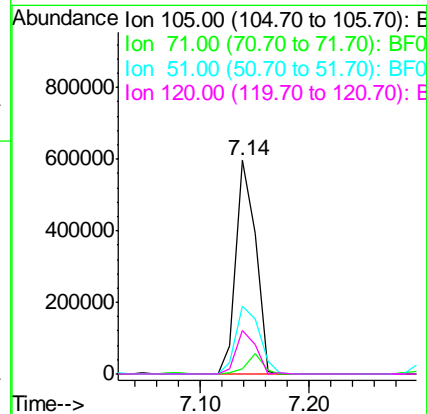
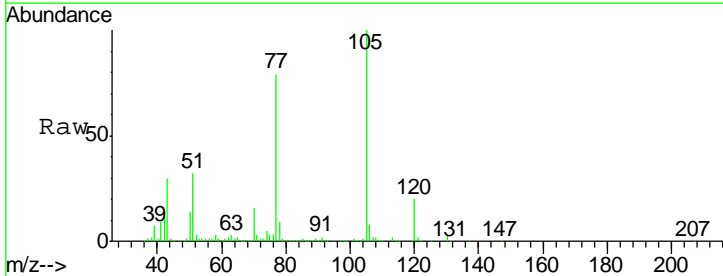
Instrument :
 BNA_F
ClientSampled :
 SUP-B015(6-9)MSD

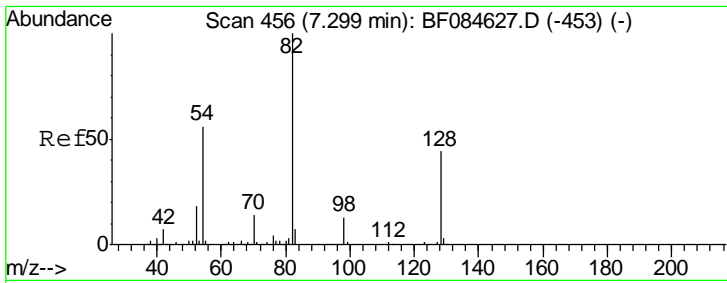
Tgt Ion	Resp	Lower	Upper
136	100		
137	11.4	8.7	13.1
54	11.4	5.8	8.8#
68	6.5	4.2	6.2#



#22
 Acetophenone
 Concen: 41.70 ng
 RT: 7.14 min Scan# 442
 Delta R.T. -0.00 min
 Lab File: BF084679.D
 Acq: 30 Jan 2016 12:04

Tgt Ion	Resp	Lower	Upper
105	100		
71	2.7	3.7	5.5#
51	32.0	25.1	37.7
120	20.1	16.6	25.0

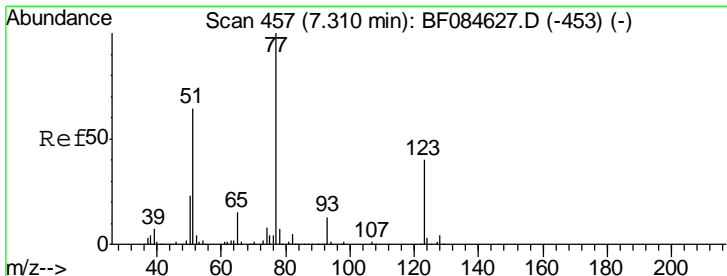
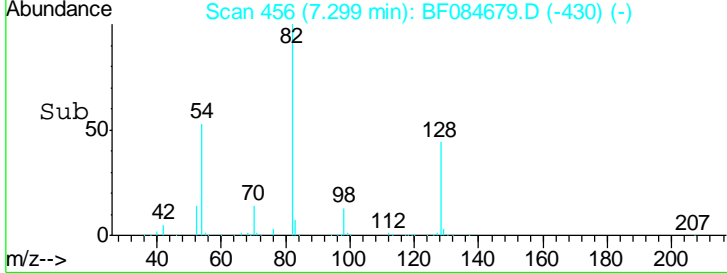
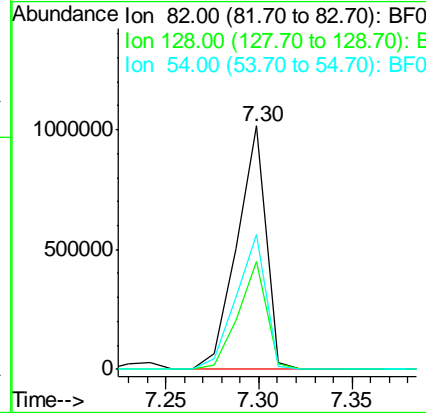
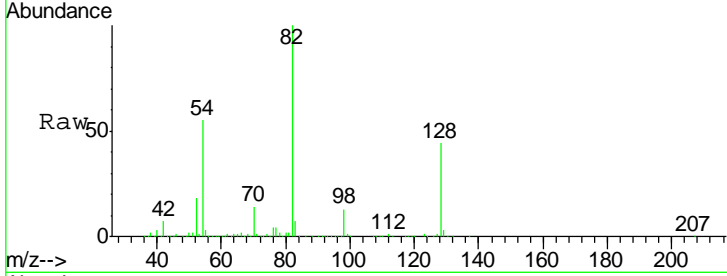




#23
 Nitrobenzene-d5
 Concen: 90.55 ng
 RT: 7.30 min Scan# 456
 Delta R.T. -0.00 min
 Lab File: BF084679.D
 Acq: 30 Jan 2016 12:04

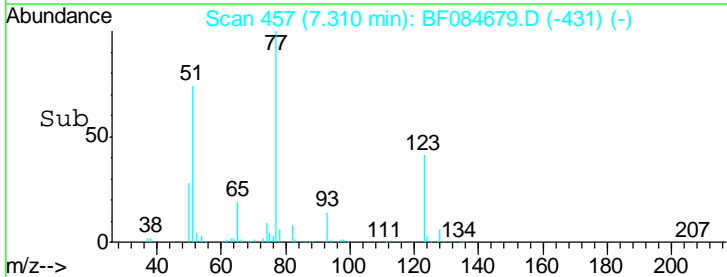
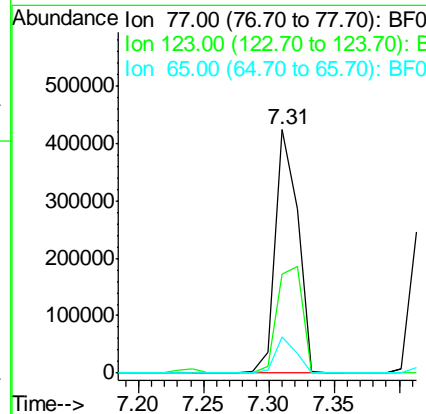
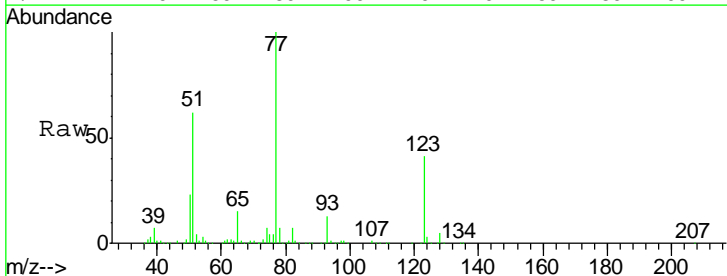
Instrument :
 BNA_F
ClientSampleId :
 SUP-B015(6-9)MSD

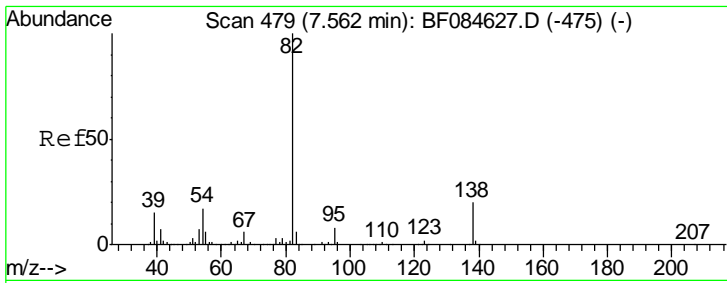
Tgt Ion	Resp	Lower	Upper
82	1102911		
128	44.1	34.6	51.8
54	55.4	38.4	57.6



#24
 Nitrobenzene
 Concen: 39.66 ng
 RT: 7.31 min Scan# 457
 Delta R.T. -0.00 min
 Lab File: BF084679.D
 Acq: 30 Jan 2016 12:04

Tgt Ion	Resp	Lower	Upper
77	513433		
123	40.5	37.4	56.2
65	14.8	10.9	16.3



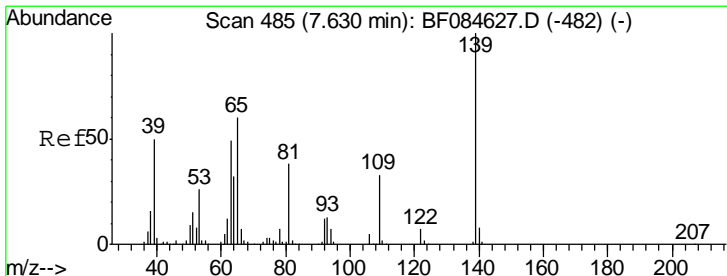
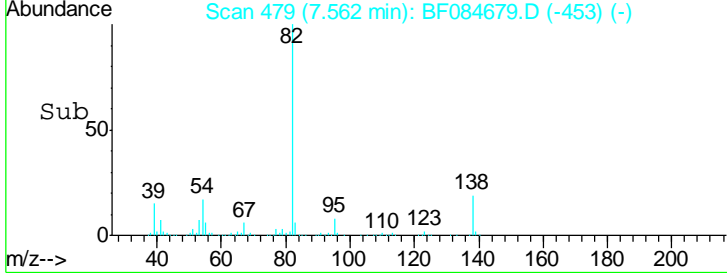
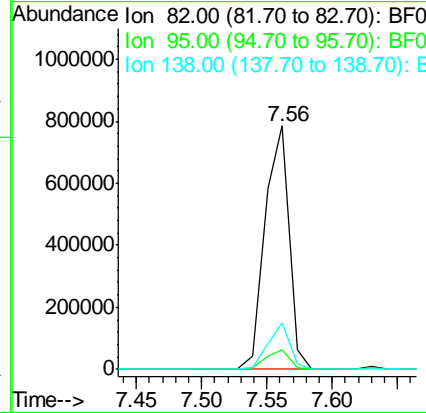
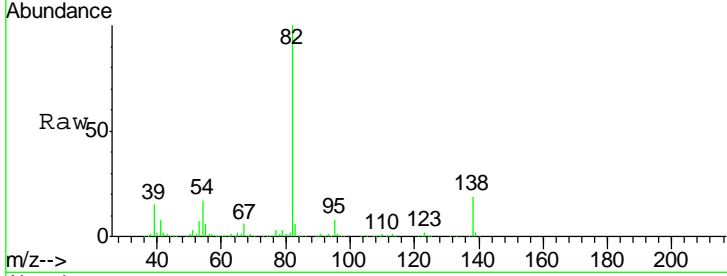


#25
 Isophorone
 Concen: 44.37 ng
 RT: 7.56 min Scan# 479
 Delta R.T. -0.00 min
 Lab File: BF084679.D
 Acq: 30 Jan 2016 12:04

Instrument :
 BNA_F
 ClientSampleId :
 SUP-B015(6-9)MSD

Tgt Ion: 82 Resp: 1012516

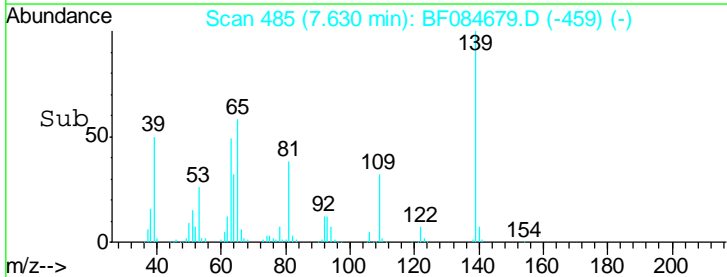
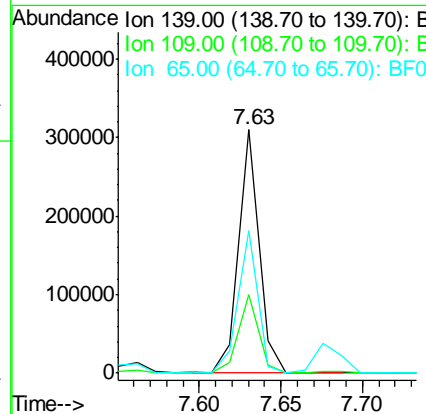
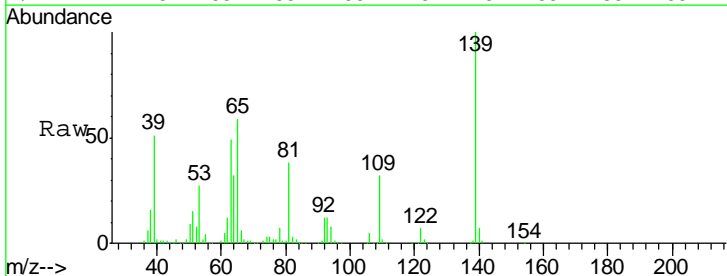
Ion	Ratio	Lower	Upper
82	100		
95	7.9	6.6	10.0
138	19.1	13.6	20.4

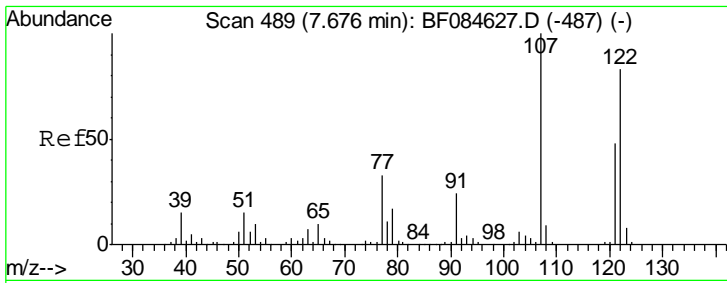


#26
 2-Nitrophenol
 Concen: 43.44 ng
 RT: 7.63 min Scan# 485
 Delta R.T. -0.00 min
 Lab File: BF084679.D
 Acq: 30 Jan 2016 12:04

Tgt Ion: 139 Resp: 267411

Ion	Ratio	Lower	Upper
139	100		
109	32.4	25.4	38.2
65	58.7	32.3	48.5#

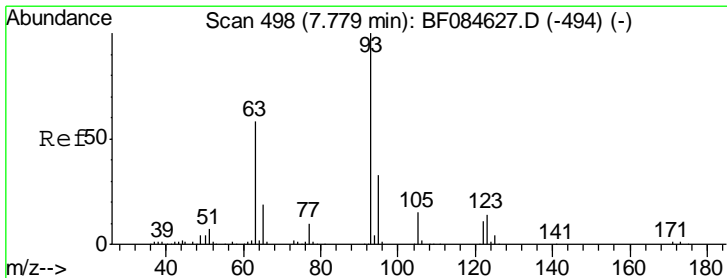
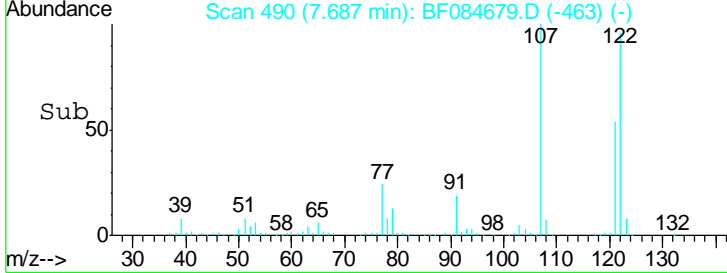
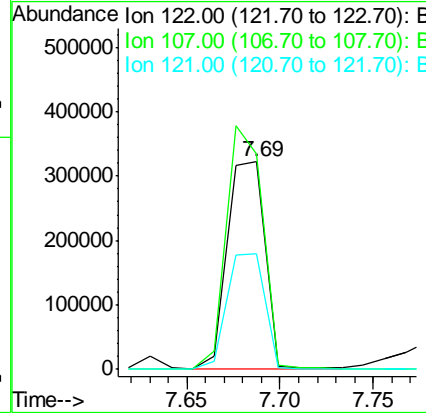
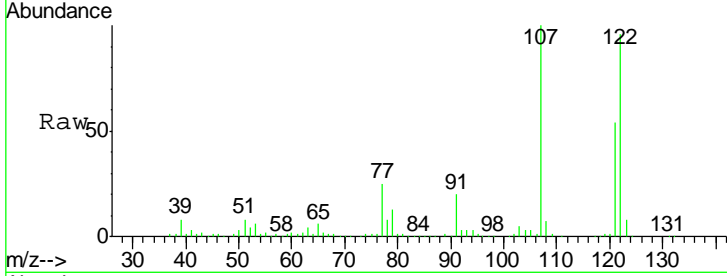




#27
 2,4-Dimethylphenol
 Concen: 42.64 ng
 RT: 7.69 min Scan# 490
 Delta R.T. 0.01 min
 Lab File: BF084679.D
 Acq: 30 Jan 2016 12:04

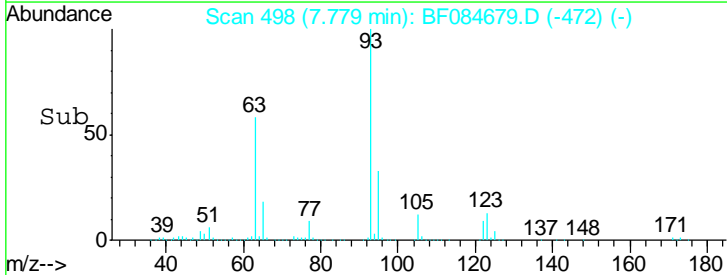
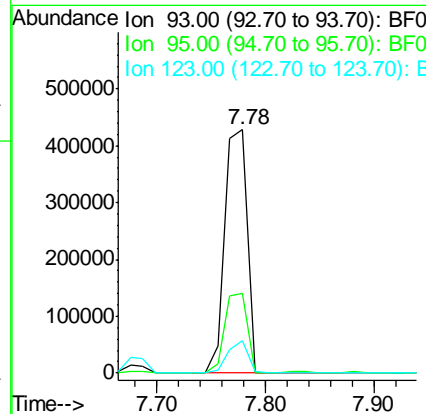
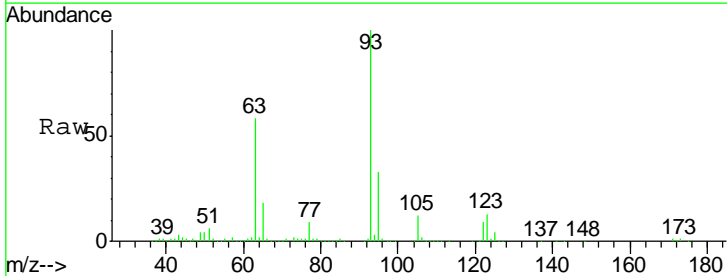
Instrument :
 BNA_F
ClientSampleId :
 SUP-B015(6-9)MSD

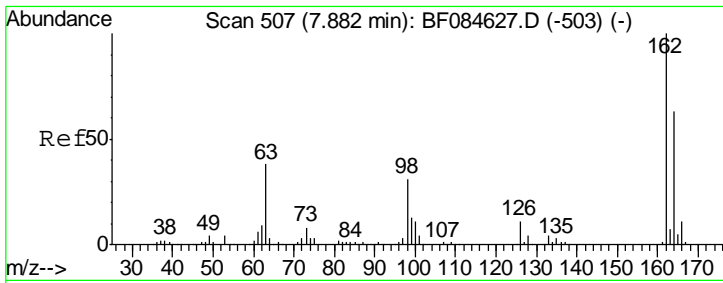
Tgt Ion	Resp	Lower	Upper
122	460021		
107	103.9	99.1	148.7
121	56.0	47.9	71.9



#28
 bis(2-Chloroethoxy)methane
 Concen: 44.84 ng
 RT: 7.78 min Scan# 498
 Delta R.T. -0.00 min
 Lab File: BF084679.D
 Acq: 30 Jan 2016 12:04

Tgt Ion	Resp	Lower	Upper
93	614085		
95	32.9	25.8	38.6
123	13.1	8.6	12.8#

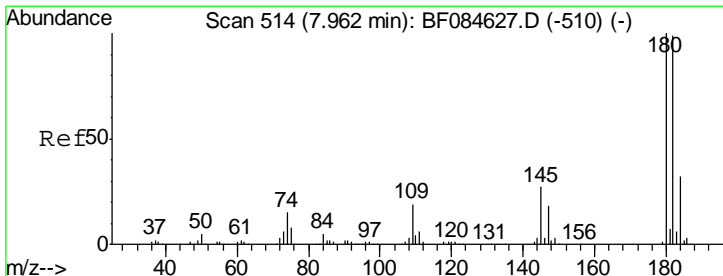
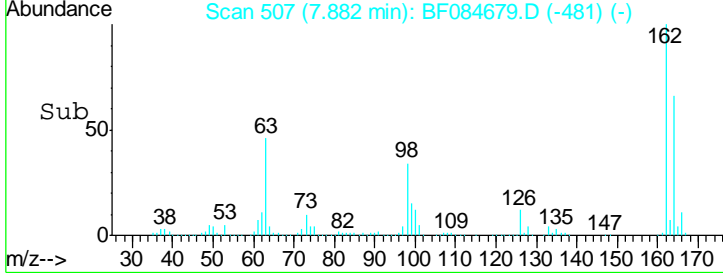
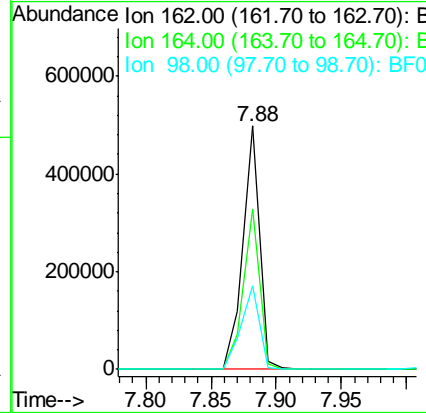
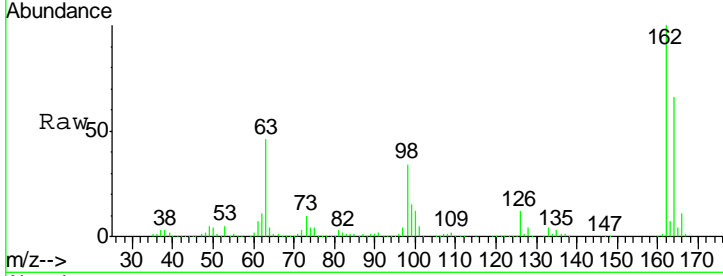




#29
 2,4-Dichlorophenol
 Concen: 46.64 ng
 RT: 7.88 min Scan# 507
 Delta R.T. -0.00 min
 Lab File: BF084679.D
 Acq: 30 Jan 2016 12:04

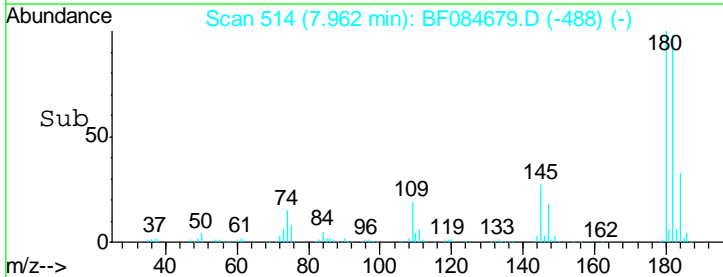
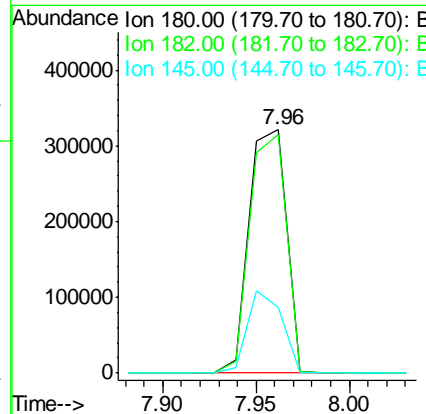
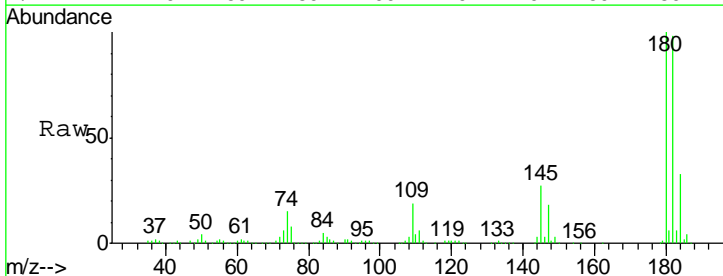
Instrument :
 BNA_F
ClientSampleId :
 SUP-B015(6-9)MSD

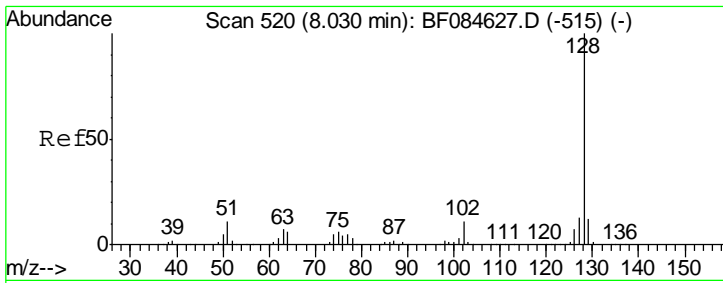
Tgt Ion	Resp	Lower	Upper
162	100		
164	65.7	44.1	84.1
98	34.3	20.2	60.2



#30
 1,2,4-Trichlorobenzene
 Concen: 41.09 ng
 RT: 7.96 min Scan# 514
 Delta R.T. -0.00 min
 Lab File: BF084679.D
 Acq: 30 Jan 2016 12:04

Tgt Ion	Resp	Lower	Upper
180	100		
182	97.7	76.4	114.6
145	27.0	31.6	47.4#



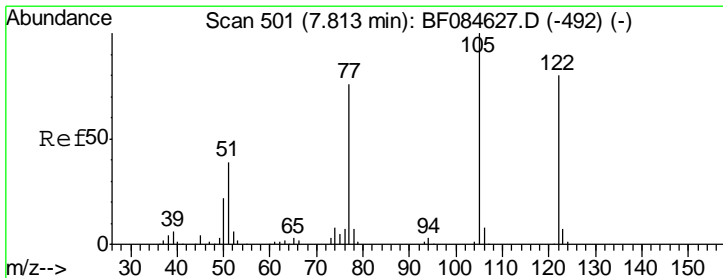
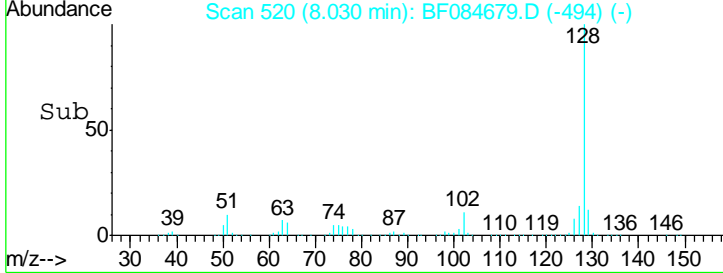
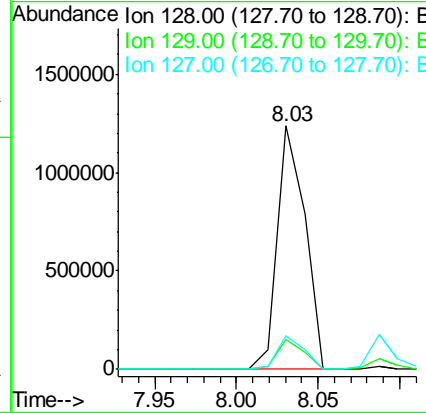
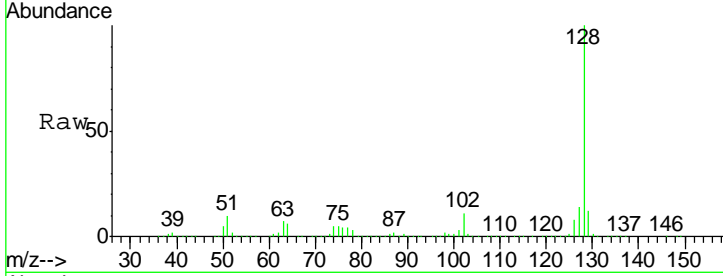


#31
 Naphthalene
 Concen: 42.57 ng
 RT: 8.03 min Scan# 520
 Delta R.T. -0.00 min
 Lab File: BF084679.D
 Acq: 30 Jan 2016 12:04

Instrument :
 BNA_F
ClientSampled :
 SUP-B015(6-9)MSD

Tgt Ion:128 Resp: 1462830

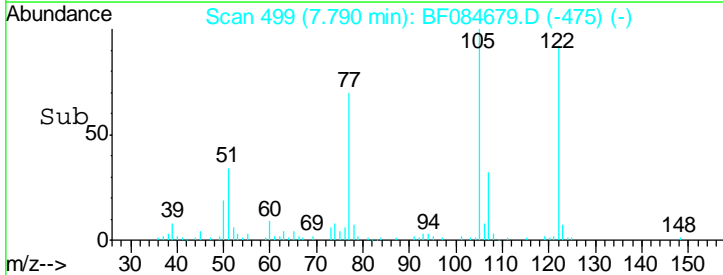
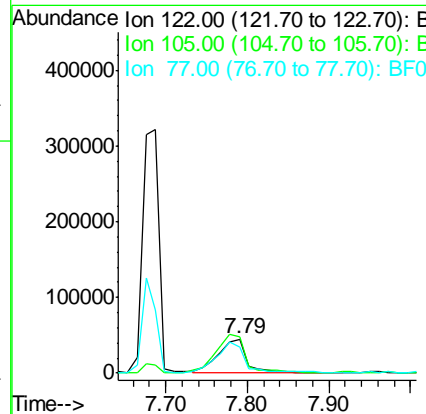
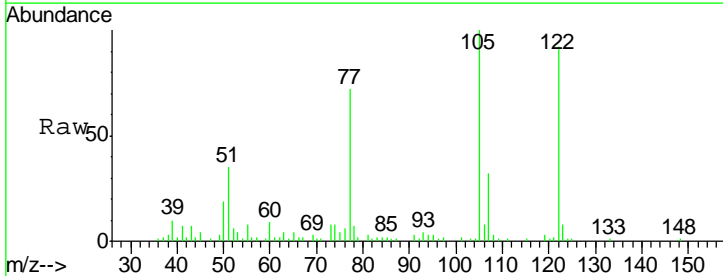
Ion	Ratio	Lower	Upper
128	100		
129	12.0	9.1	13.7
127	13.7	11.1	16.7

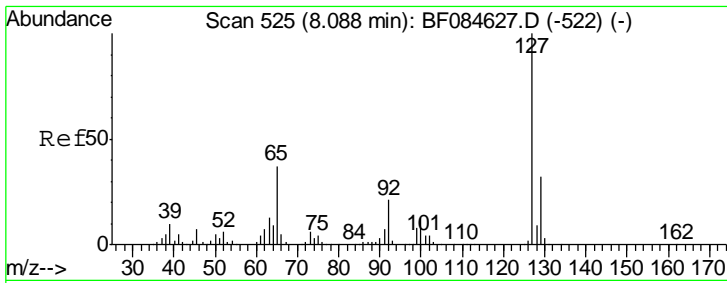


#32
 Benzoic acid
 Concen: 13.04 ng
 RT: 7.79 min Scan# 499
 Delta R.T. -0.02 min
 Lab File: BF084679.D
 Acq: 30 Jan 2016 12:04

Tgt Ion:122 Resp: 107970

Ion	Ratio	Lower	Upper
122	100		
105	108.2	100.3	140.3
77	77.9	63.5	103.5

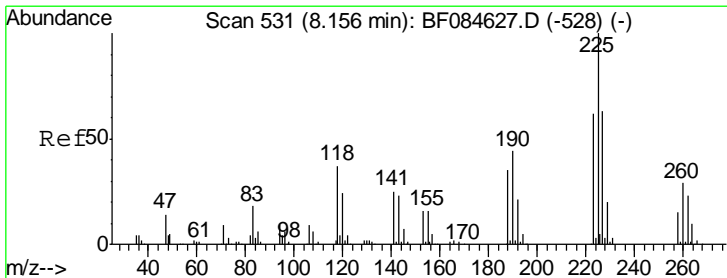
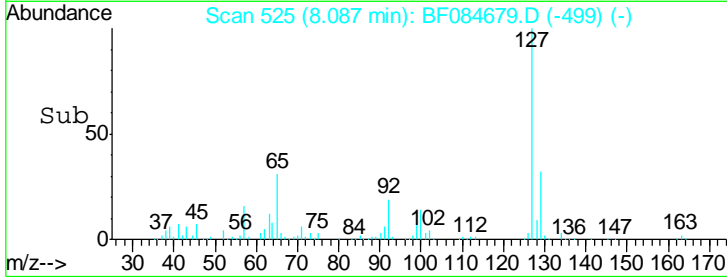
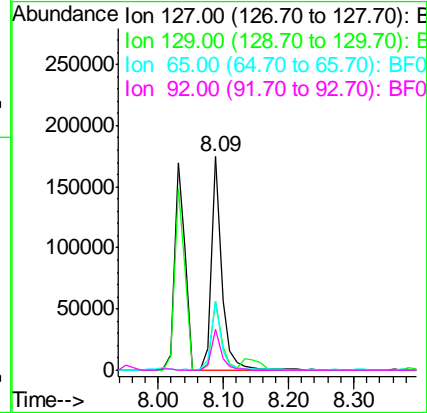
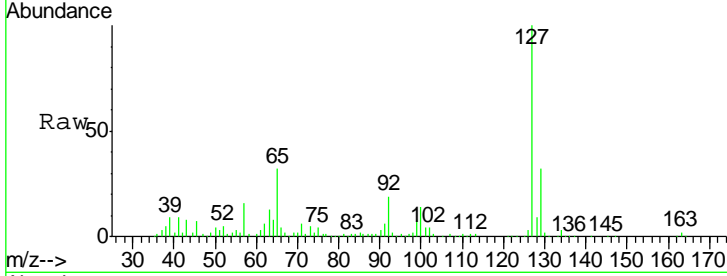




#33
 4-Chloroaniline
 Concen: 13.96 ng
 RT: 8.09 min Scan# 525
 Delta R.T. -0.00 min
 Lab File: BF084679.D
 Acq: 30 Jan 2016 12:04

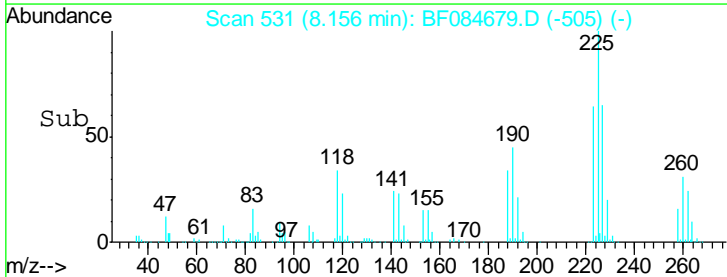
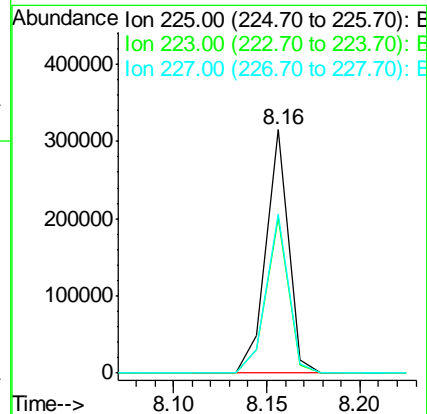
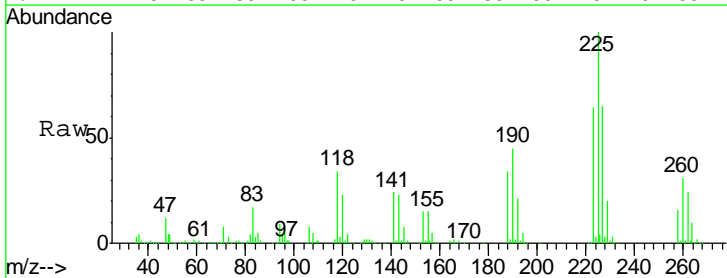
Instrument :
 BNA_F
ClientSampleId :
 SUP-B015(6-9)MSD

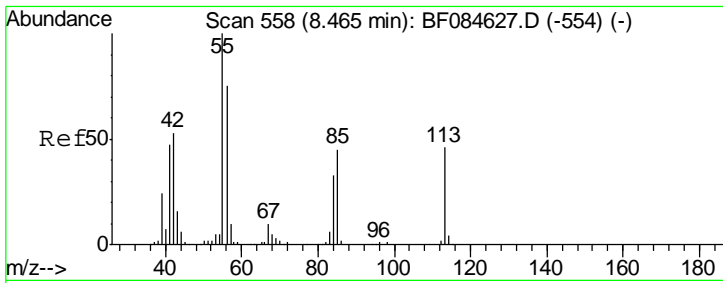
Tgt Ion	Resp	Lower	Upper
127	195122		
129	32.4	26.5	39.7
65	32.3	27.2	40.8
92	19.0	17.7	26.5



#34
 Hexachlorobutadiene
 Concen: 41.12 ng
 RT: 8.16 min Scan# 531
 Delta R.T. -0.00 min
 Lab File: BF084679.D
 Acq: 30 Jan 2016 12:04

Tgt Ion	Resp	Lower	Upper
225	262216		
223	63.9	49.4	74.0
227	65.2	50.8	76.2

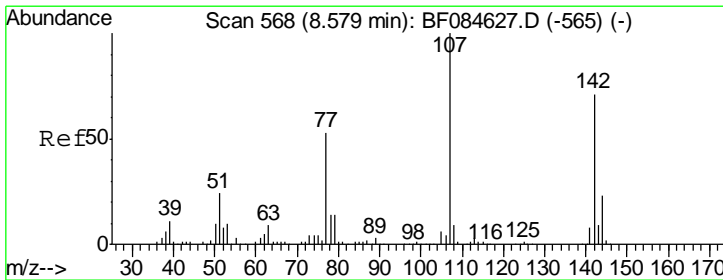
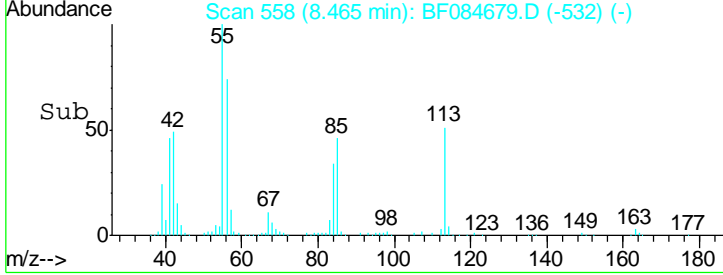
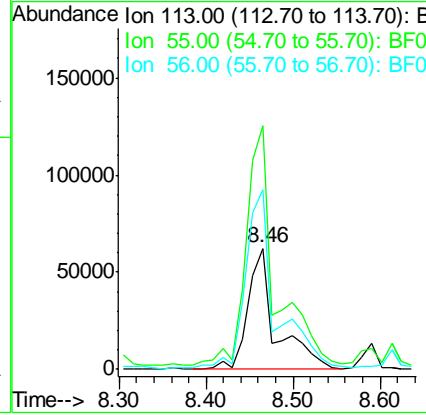
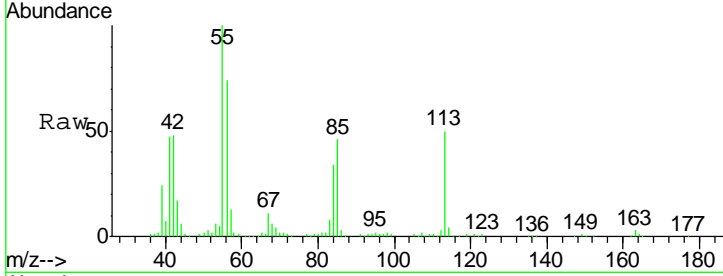




#35
 Caprolactam
 Concen: 50.76 ng
 RT: 8.46 min Scan# 558
 Delta R.T. -0.00 min
 Lab File: BF084679.D
 Acq: 30 Jan 2016 12:04

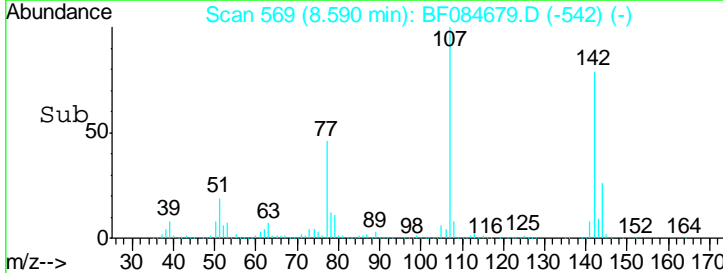
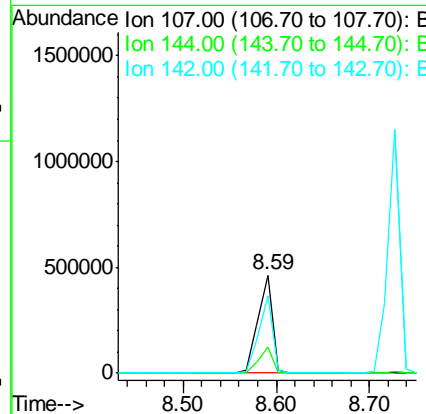
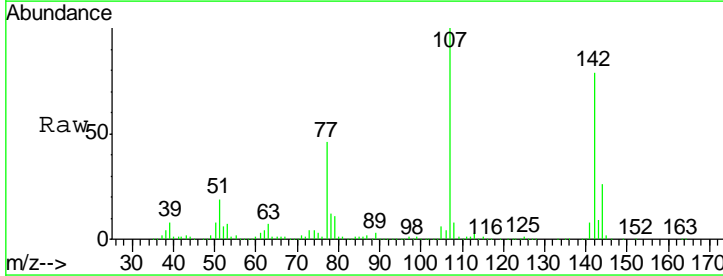
Instrument :
 BNA_F
ClientSampleId :
 SUP-B015(6-9)MSD

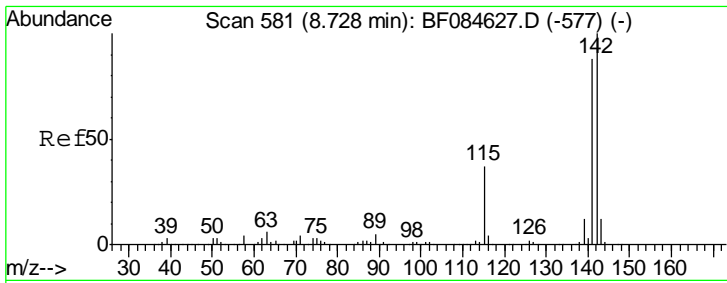
Tgt Ion	Resp	Lower	Upper
113	137439		
55	201.1	116.9	156.9#
56	148.5	93.8	133.8#



#36
 4-Chloro-3-methylphenol
 Concen: 48.25 ng
 RT: 8.59 min Scan# 569
 Delta R.T. 0.01 min
 Lab File: BF084679.D
 Acq: 30 Jan 2016 12:04

Tgt Ion	Resp	Lower	Upper
107	501228		
144	26.0	19.7	29.5
142	79.1	61.8	92.6

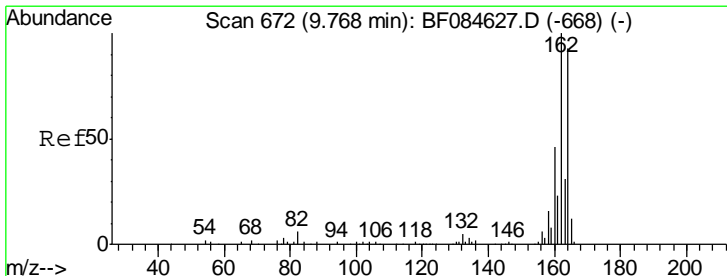
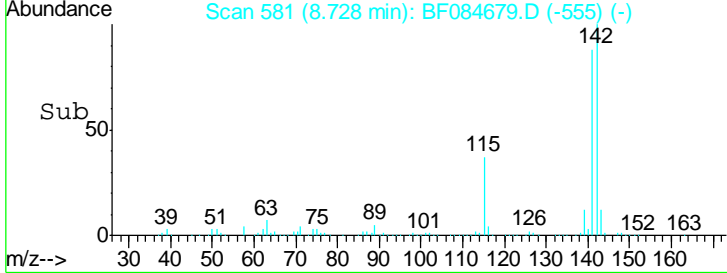
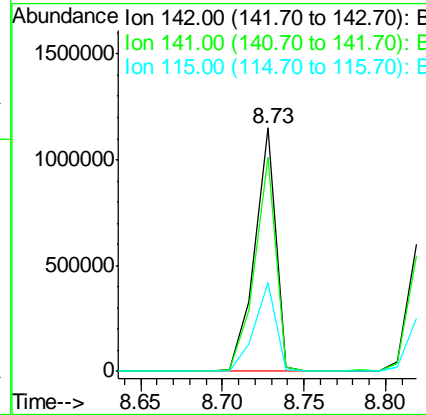
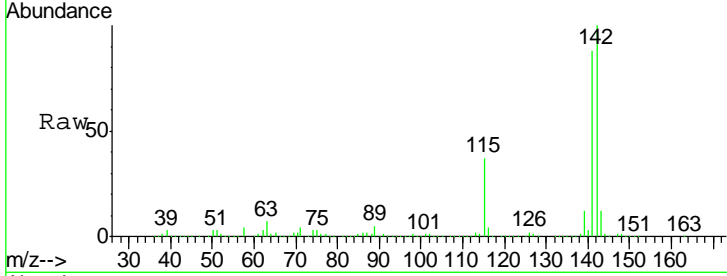




#37
 2-Methylnaphthalene
 Concen: 49.11 ng
 RT: 8.73 min Scan# 581
 Delta R.T. -0.00 min
 Lab File: BF084679.D
 Acq: 30 Jan 2016 12:04

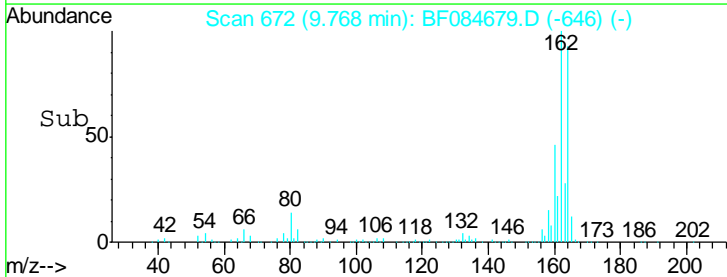
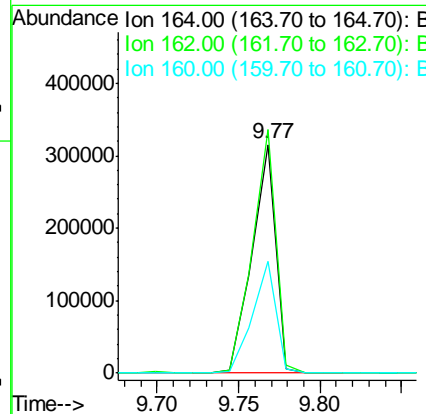
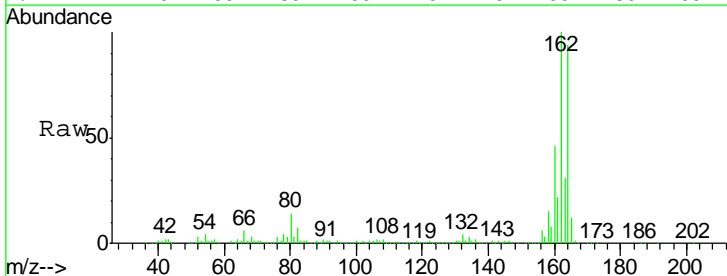
Instrument :
 BNA_F
ClientSampleId :
 SUP-B015(6-9)MSD

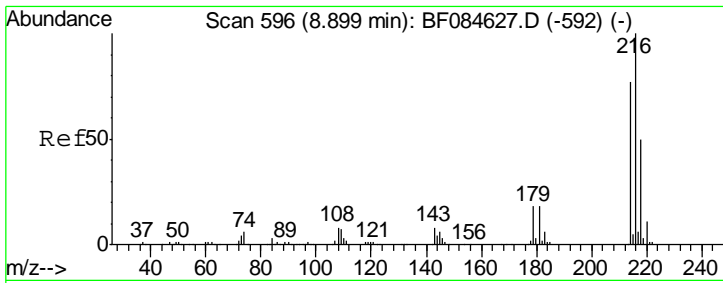
Tgt Ion	Resp	Lower	Upper
142	1035747		
141	88.0	72.4	108.6
115	36.6	27.9	41.9



#38
 Acenaphthene-d10
 Concen: 20.00 ng
 RT: 9.77 min Scan# 672
 Delta R.T. -0.00 min
 Lab File: BF084679.D
 Acq: 30 Jan 2016 12:04

Tgt Ion	Resp	Lower	Upper
164	316306		
162	106.6	85.1	127.7
160	49.1	37.5	56.3

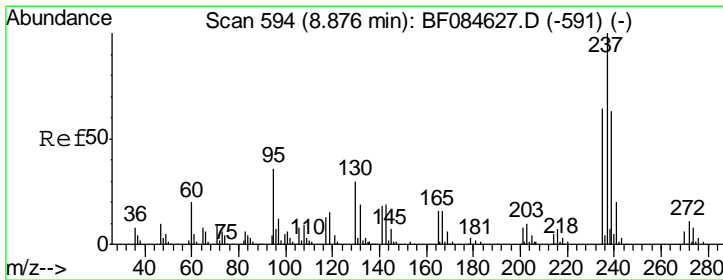
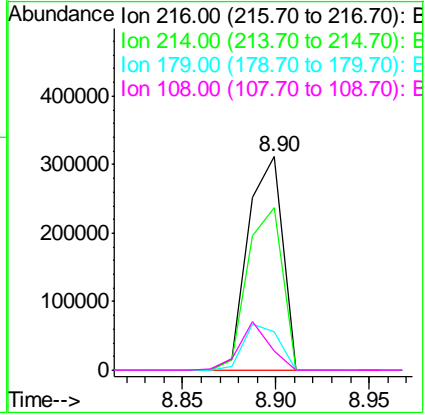
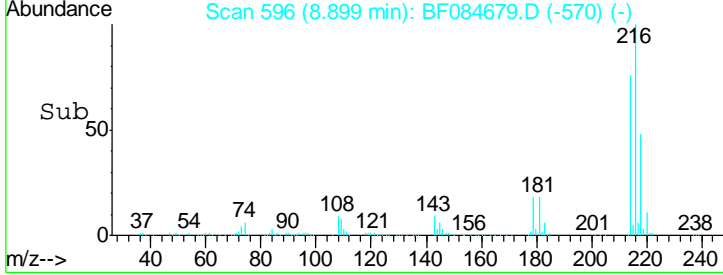
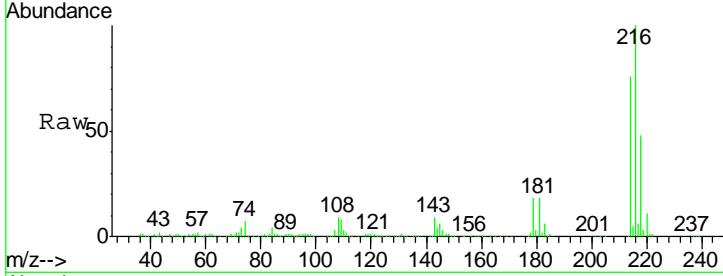




#39
 1,2,4,5-Tetrachlorobenzene
 Concen: 38.92 ng
 RT: 8.90 min Scan# 596
 Delta R.T. -0.00 min
 Lab File: BF084679.D
 Acq: 30 Jan 2016 12:04

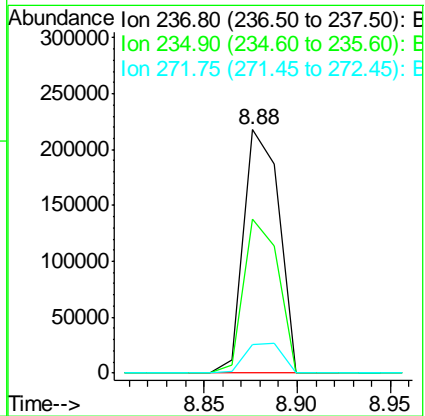
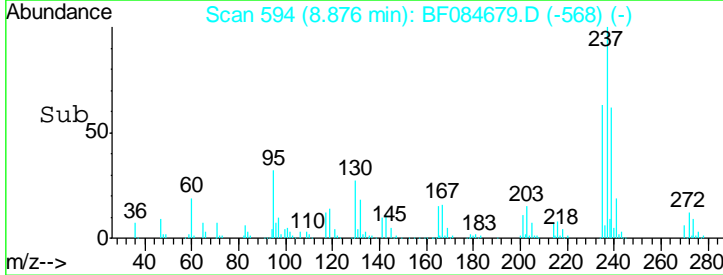
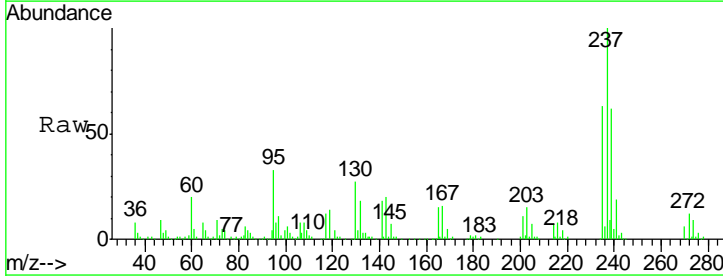
Instrument :
 BNA_F
ClientSampleId :
 SUP-B015(6-9)MSD

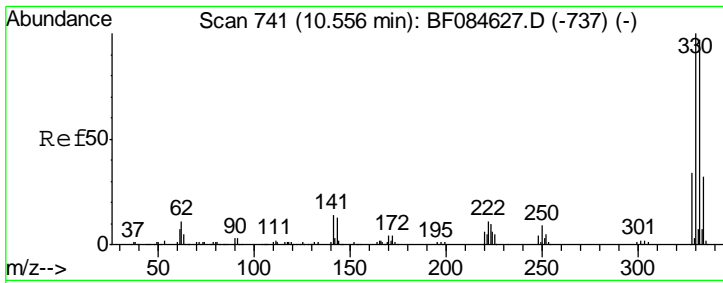
Tgt Ion	Resp	Lower	Upper
216	399252		
214	76.8	64.2	96.2
179	22.4	18.7	28.1
108	21.2	16.8	25.2



#40
 Hexachlorocyclopentadiene
 Concen: 61.25 ng
 RT: 8.88 min Scan# 594
 Delta R.T. -0.00 min
 Lab File: BF084679.D
 Acq: 30 Jan 2016 12:04

Tgt Ion	Resp	Lower	Upper
237	285652		
235	63.0	43.1	83.1
272	11.5	0.0	35.1

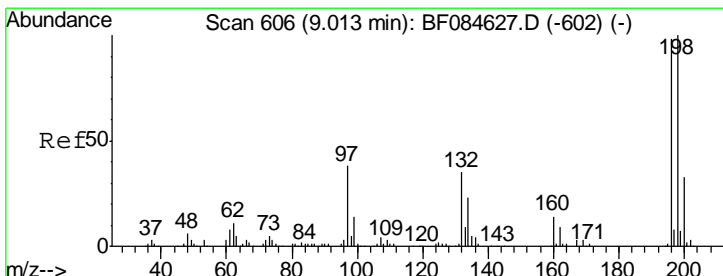
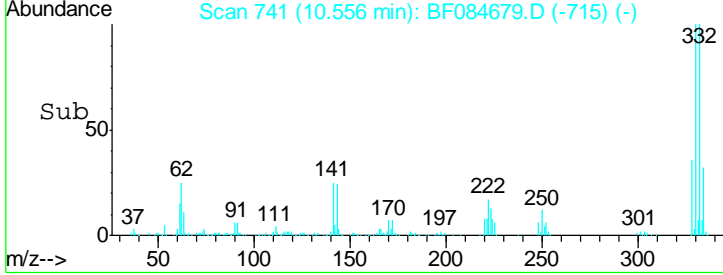
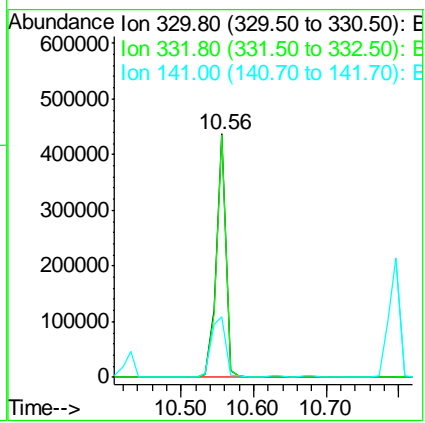
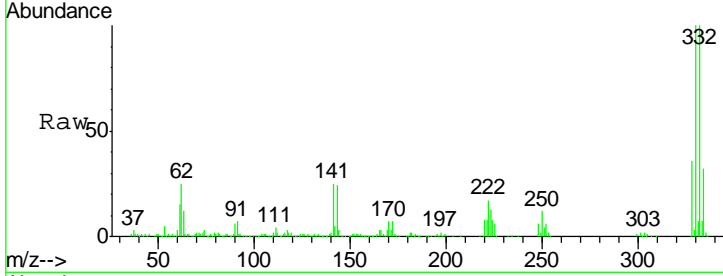




#41
 2,4,6-Tribromophenol
 Concen: 120.70 ng
 RT: 10.56 min Scan# 741
 Delta R.T. -0.00 min
 Lab File: BF084679.D
 Acq: 30 Jan 2016 12:04

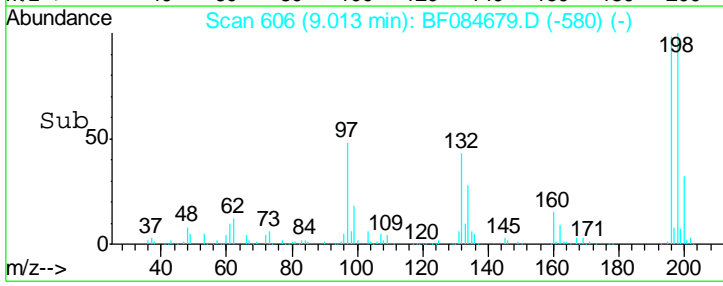
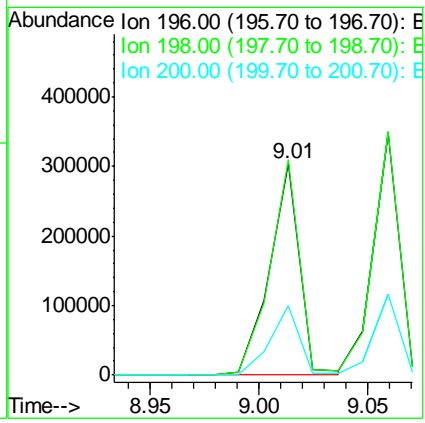
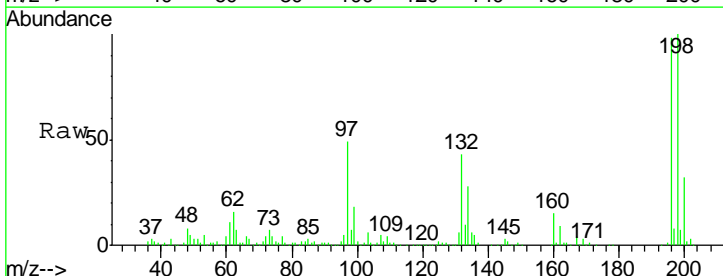
Instrument :
 BNA_F
ClientSampleId :
 SUP-B015(6-9)MSD

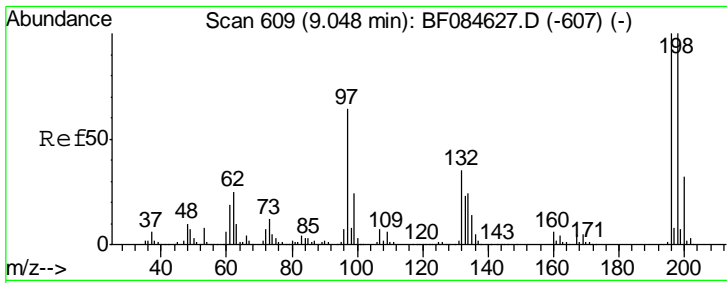
Tgt Ion	Resp	Lower	Upper
330	100		
332	98.2	76.6	114.8
141	36.4	27.8	41.6



#42
 2,4,6-Trichlorophenol
 Concen: 46.12 ng
 RT: 9.01 min Scan# 606
 Delta R.T. -0.00 min
 Lab File: BF084679.D
 Acq: 30 Jan 2016 12:04

Tgt Ion	Resp	Lower	Upper
196	100		
198	102.1	77.7	116.5
200	32.8	24.6	37.0

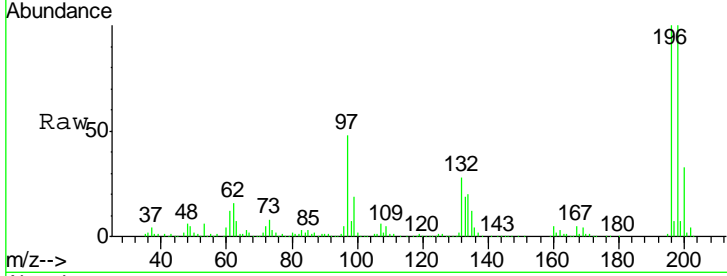




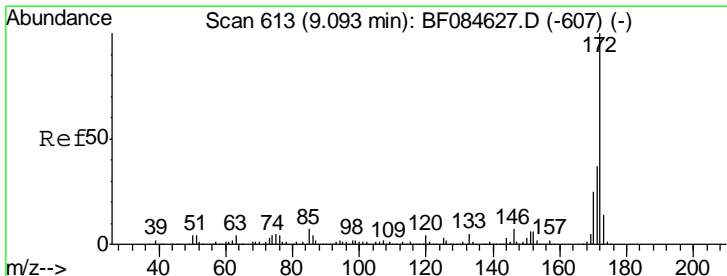
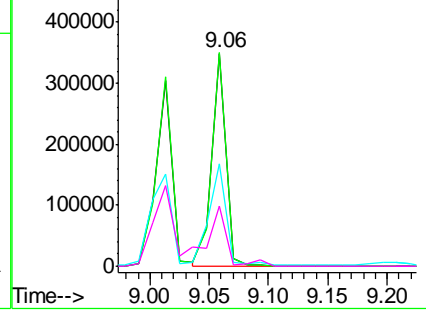
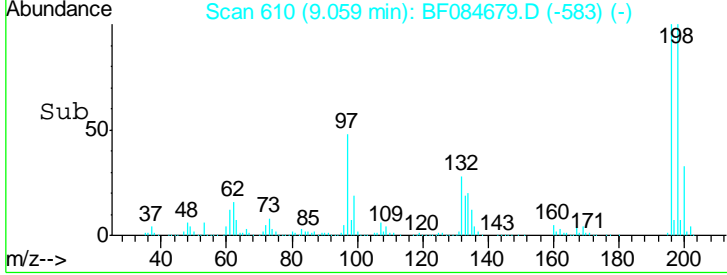
#43
 2,4,5-Trichlorophenol
 Concen: 44.80 ng
 RT: 9.06 min Scan# 610
 Delta R.T. 0.01 min
 Lab File: BF084679.D
 Acq: 30 Jan 2016 12:04

Instrument :
 BNA_F
ClientSampleId :
 SUP-B015(6-9)MSD

Tgt Ion	Resp	Lower	Upper
196	100		
198	100.3	79.0	118.6
97	48.4	33.0	49.6
132	28.4	21.1	31.7

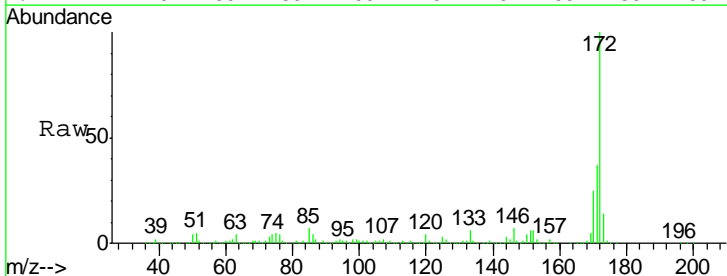


Abundance Ion 196.00 (195.70 to 196.70): E
 Ion 198.00 (197.70 to 198.70): E
 Ion 97.00 (96.70 to 97.70): BF0
 Ion 132.00 (131.70 to 132.70): E

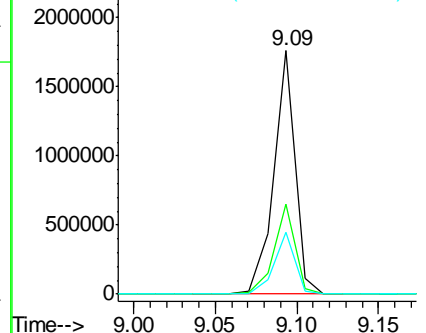
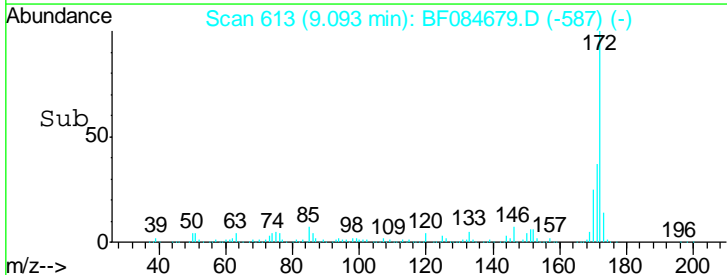


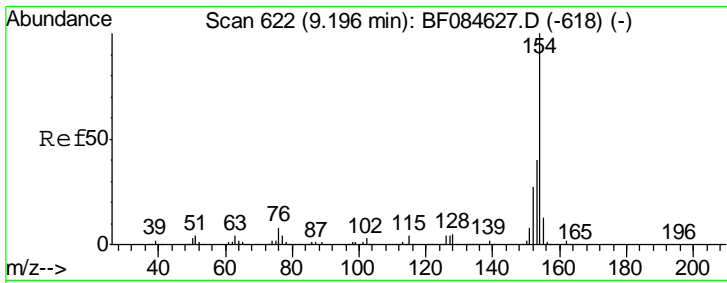
#44
 2-Fluorobiphenyl
 Concen: 75.43 ng
 RT: 9.09 min Scan# 613
 Delta R.T. -0.00 min
 Lab File: BF084679.D
 Acq: 30 Jan 2016 12:04

Tgt Ion	Resp	Lower	Upper
172	100		
171	37.0	28.9	43.3
170	25.2	18.6	27.8



Abundance Ion 172.00 (171.70 to 172.70): E
 Ion 171.00 (170.70 to 171.70): E
 Ion 170.00 (169.70 to 170.70): E

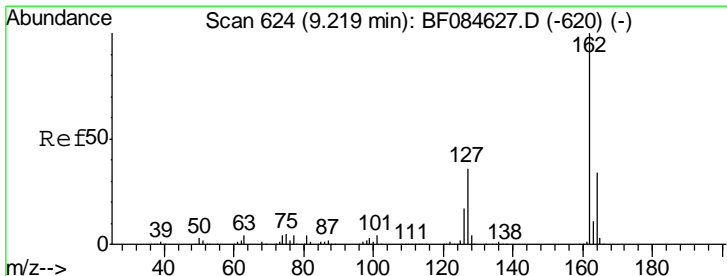
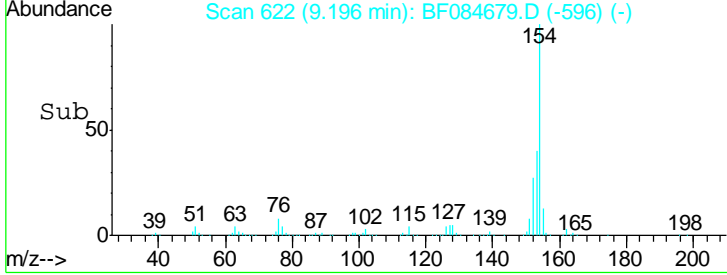
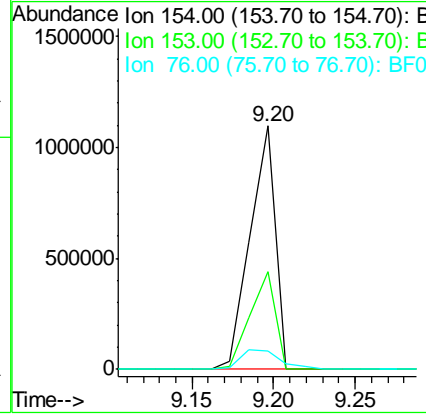
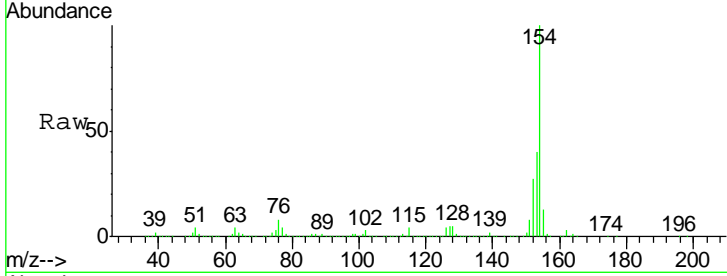




#45
 1,1'-Biphenyl
 Concen: 40.48 ng
 RT: 9.20 min Scan# 622
 Delta R.T. -0.00 min
 Lab File: BF084679.D
 Acq: 30 Jan 2016 12:04

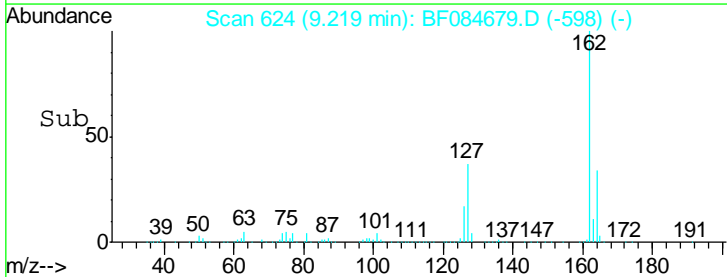
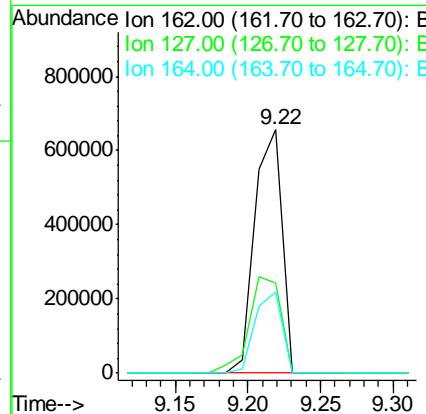
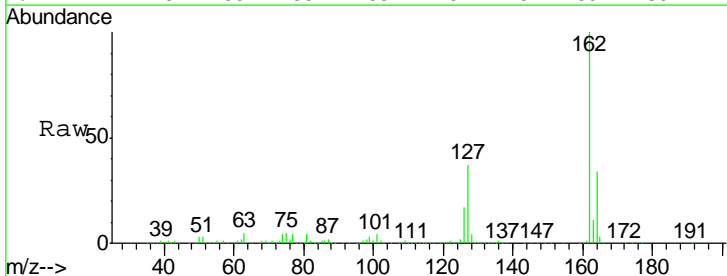
Instrument :
 BNA_F
ClientSampled :
 SUP-B015(6-9)MSD

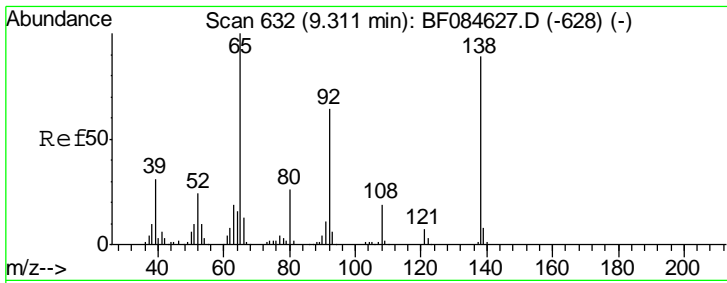
Tgt Ion	Resp	Lower	Upper
154	1173422		
153	39.9	21.6	61.6
76	7.6	0.0	32.7



#46
 2-Chloronaphthalene
 Concen: 40.43 ng
 RT: 9.22 min Scan# 624
 Delta R.T. -0.00 min
 Lab File: BF084679.D
 Acq: 30 Jan 2016 12:04

Tgt Ion	Resp	Lower	Upper
162	855156		
127	36.8	40.2	60.4#
164	33.5	25.7	38.5

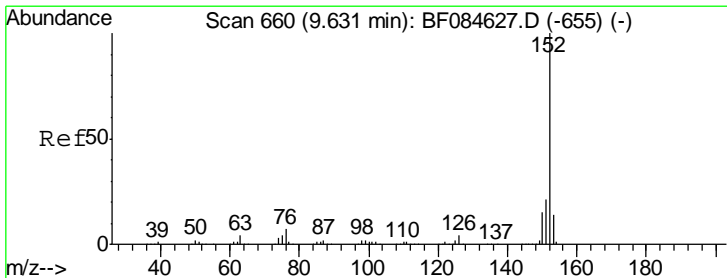
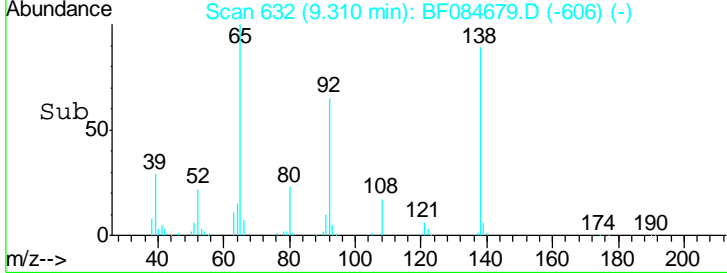
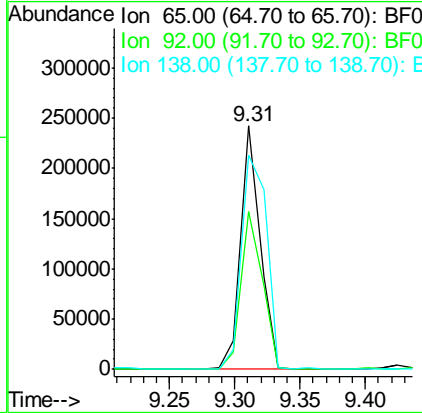
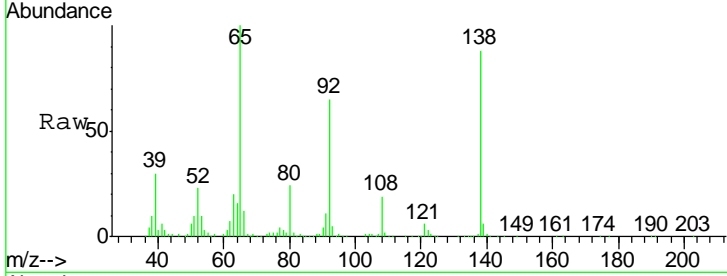




#47
 2-Nitroaniline
 Concen: 39.62 ng
 RT: 9.31 min Scan# 632
 Delta R.T. -0.00 min
 Lab File: BF084679.D
 Acq: 30 Jan 2016 12:04

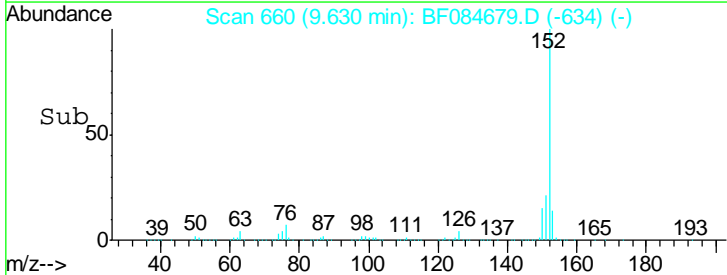
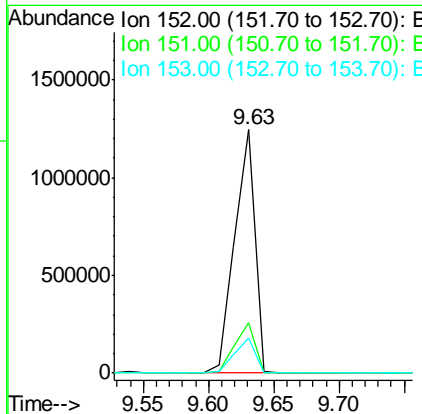
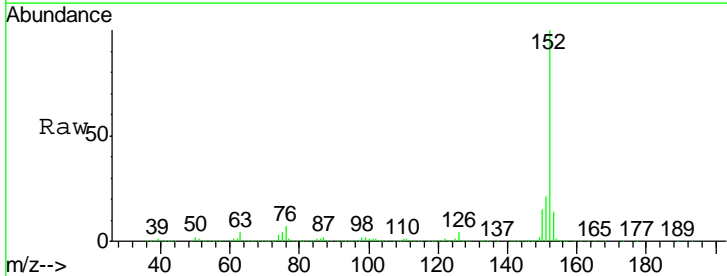
Instrument :
 BNA_F
 ClientSampleId :
 SUP-B015(6-9)MSD

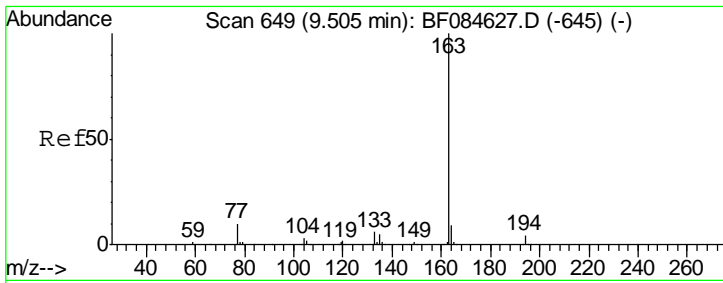
Tgt Ion	Resp	Lower	Upper
65	100		
92	65.0	53.4	80.2
138	88.1	71.1	106.7



#48
 Acenaphthylene
 Concen: 41.53 ng
 RT: 9.63 min Scan# 660
 Delta R.T. -0.00 min
 Lab File: BF084679.D
 Acq: 30 Jan 2016 12:04

Tgt Ion	Resp	Lower	Upper
152	100		
151	20.6	16.3	24.5
153	14.1	10.4	15.6



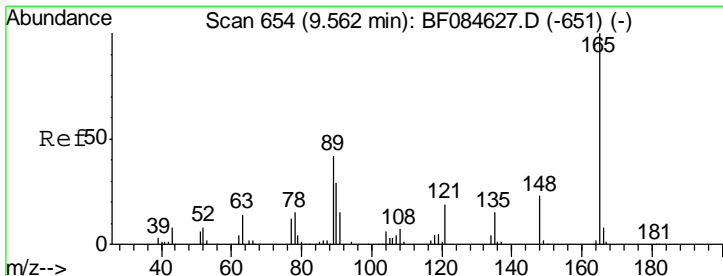
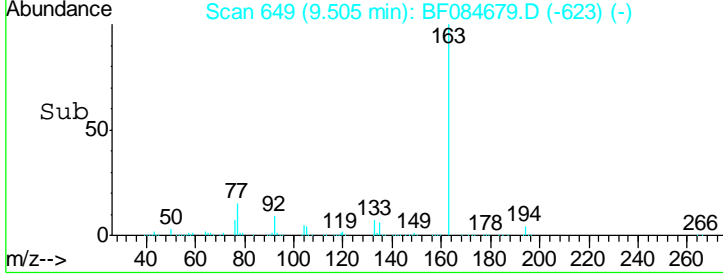
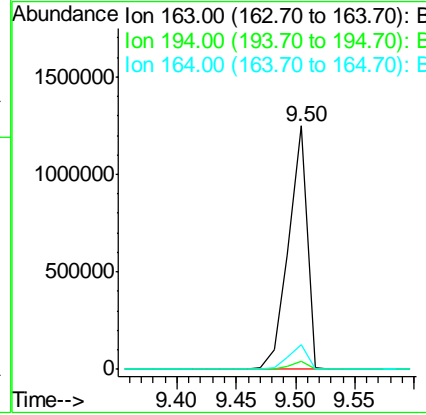
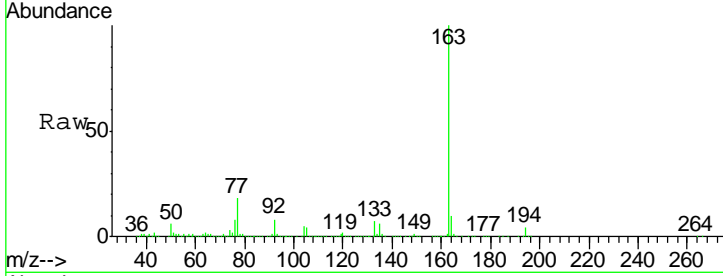


#49
 Dimethylphthalate
 Concen: 56.59 ng
 RT: 9.50 min Scan# 649
 Delta R.T. -0.00 min
 Lab File: BF084679.D
 Acq: 30 Jan 2016 12:04

Instrument :
 BNA_F
ClientSampled :
 SUP-B015(6-9)MSD

Tgt Ion:163 Resp: 1343409

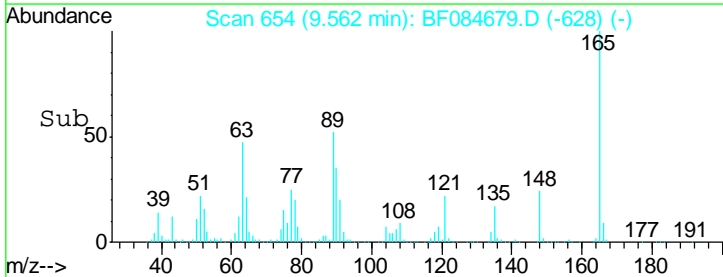
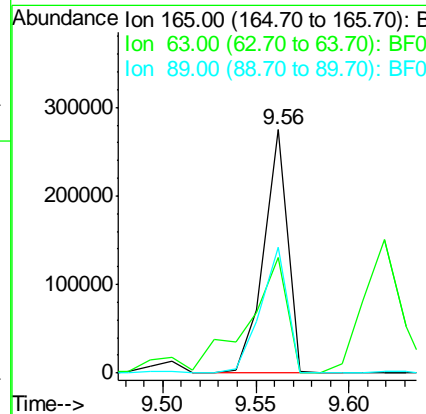
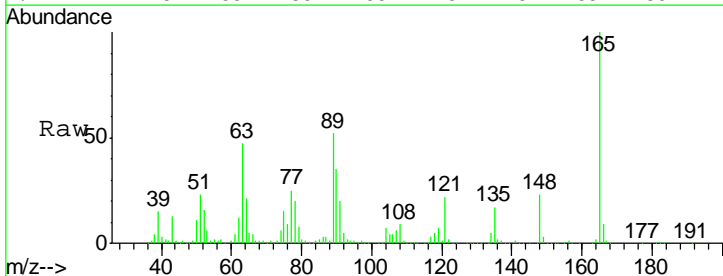
Ion	Ratio	Lower	Upper
163	100		
194	3.6	8.0	12.0#
164	10.1	8.0	12.0

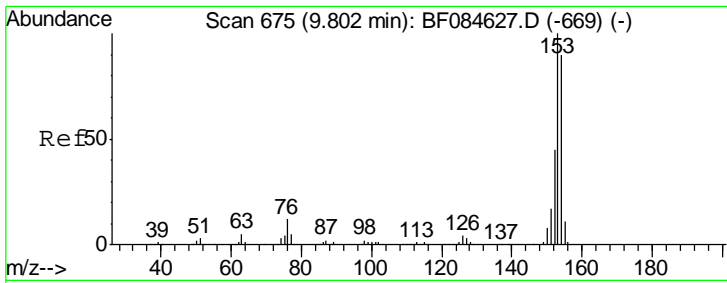


#50
 2,6-Dinitrotoluene
 Concen: 46.24 ng
 RT: 9.56 min Scan# 654
 Delta R.T. -0.00 min
 Lab File: BF084679.D
 Acq: 30 Jan 2016 12:04

Tgt Ion:165 Resp: 241549

Ion	Ratio	Lower	Upper
165	100		
63	47.4	28.8	43.2#
89	51.8	35.1	52.7

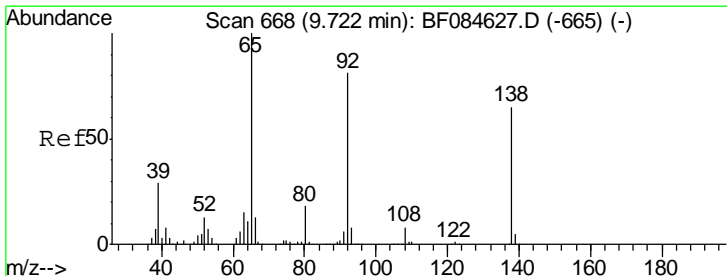
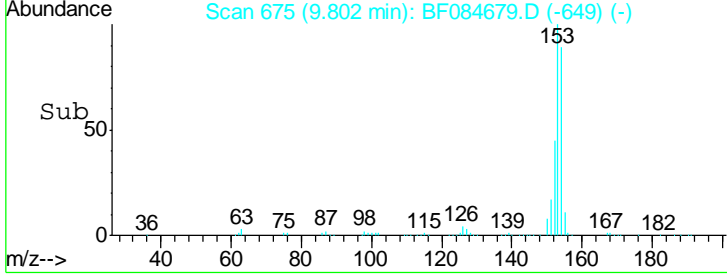
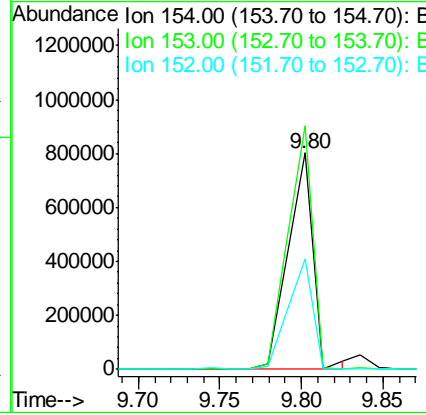
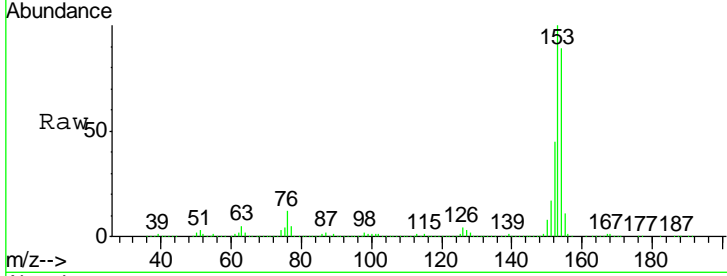




#51
 Acenaphthene
 Concen: 40.06 ng
 RT: 9.80 min Scan# 675
 Delta R.T. -0.00 min
 Lab File: BF084679.D
 Acq: 30 Jan 2016 12:04

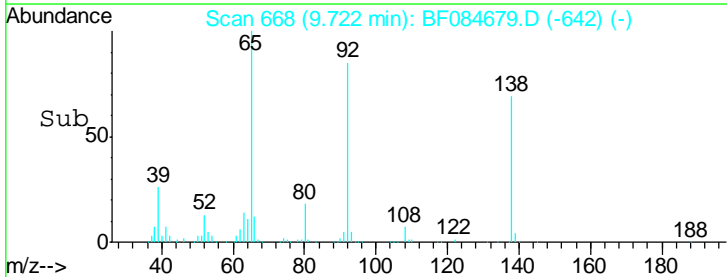
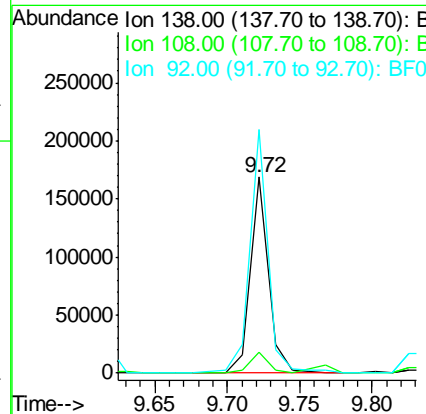
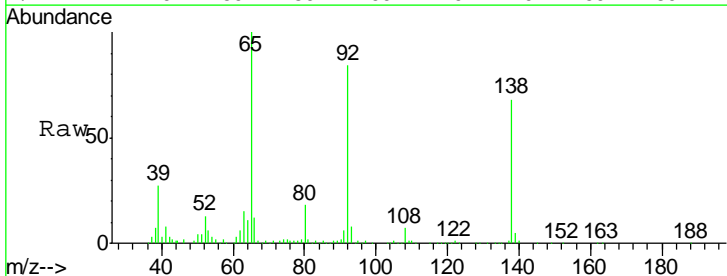
Instrument :
 BNA_F
 ClientSampleId :
 SUP-B015(6-9)MSD

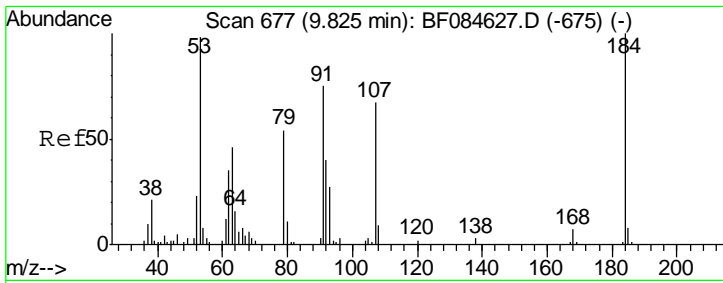
Tgt Ion	Resp	Lower	Upper
154	100		
153	112.5	91.5	137.3
152	50.9	43.0	64.6



#52
 3-Nitroaniline
 Concen: 27.08 ng
 RT: 9.72 min Scan# 668
 Delta R.T. -0.00 min
 Lab File: BF084679.D
 Acq: 30 Jan 2016 12:04

Tgt Ion	Resp	Lower	Upper
138	100		
108	10.8	10.5	15.7
92	124.1	103.9	155.9

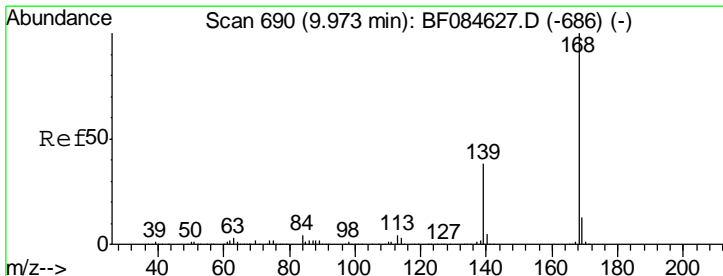
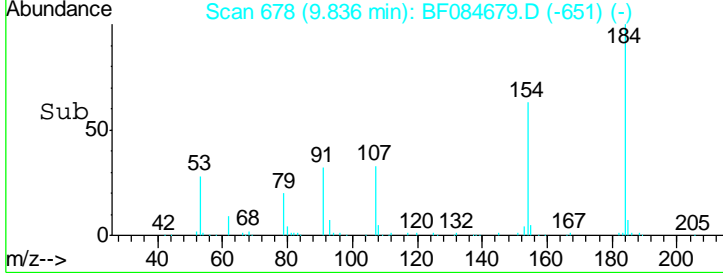
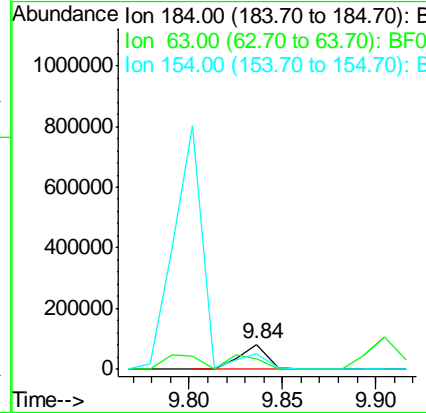
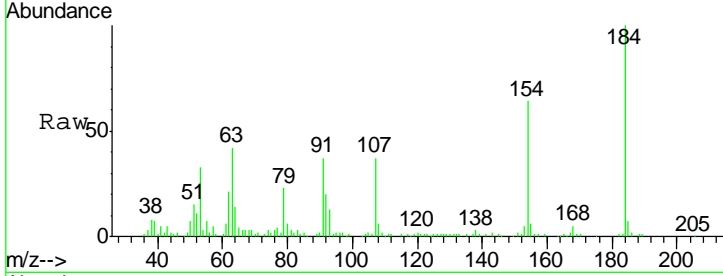




#53
 2,4-Dinitrophenol
 Concen: 34.51 ng
 RT: 9.84 min Scan# 678
 Delta R.T. 0.01 min
 Lab File: BF084679.D
 Acq: 30 Jan 2016 12:04

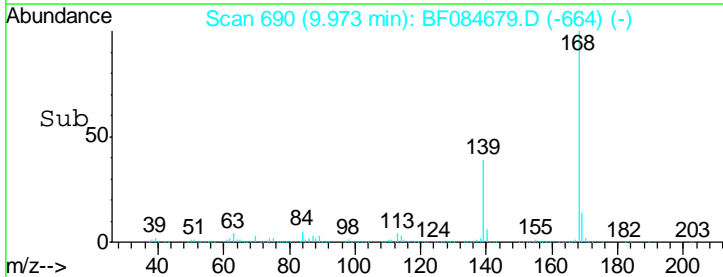
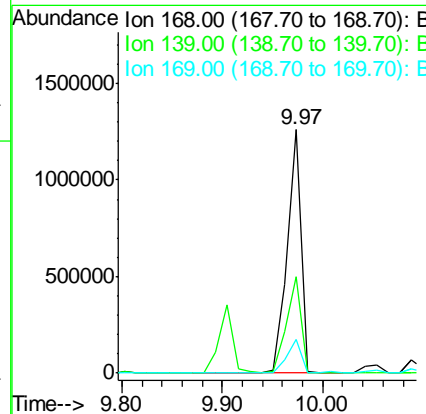
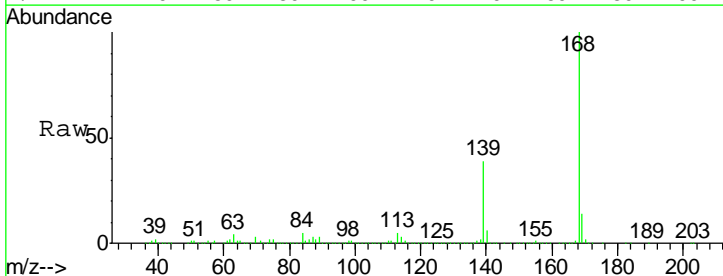
Instrument :
 BNA_F
ClientSampleId :
 SUP-B015(6-9)MSD

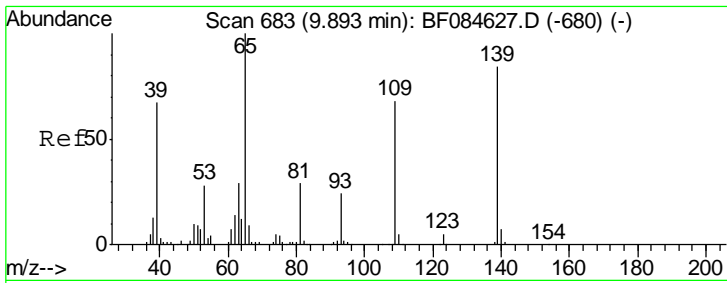
Tgt Ion	Resp	Lower	Upper
184	88949		
63	41.6	43.1	64.7#
154	63.5	60.5	90.7



#54
 Dibenzofuran
 Concen: 46.93 ng
 RT: 9.97 min Scan# 690
 Delta R.T. -0.00 min
 Lab File: BF084679.D
 Acq: 30 Jan 2016 12:04

Tgt Ion	Resp	Lower	Upper
168	1201967		
139	39.4	30.5	45.7
169	13.8	10.4	15.6

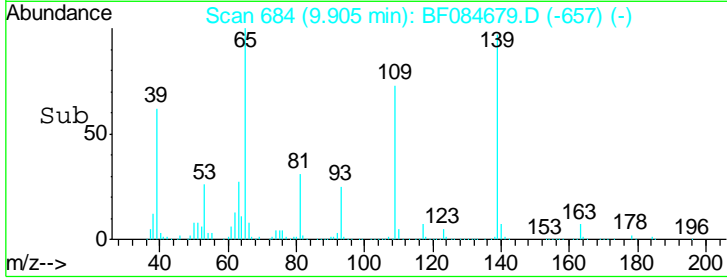
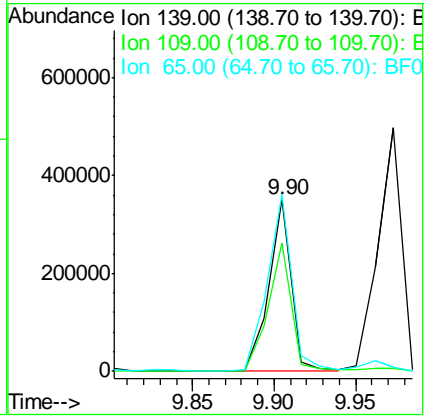
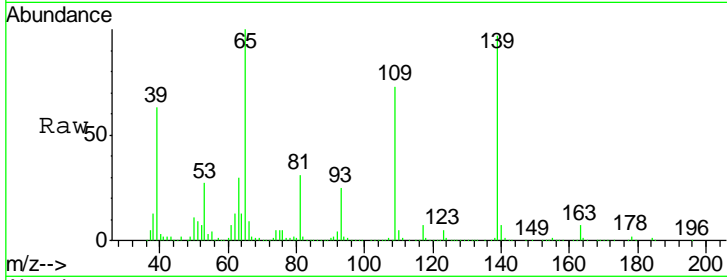




#55
 4-Nitrophenol
 Concen: 83.98 ng
 RT: 9.90 min Scan# 684
 Delta R.T. 0.01 min
 Lab File: BF084679.D
 Acq: 30 Jan 2016 12:04

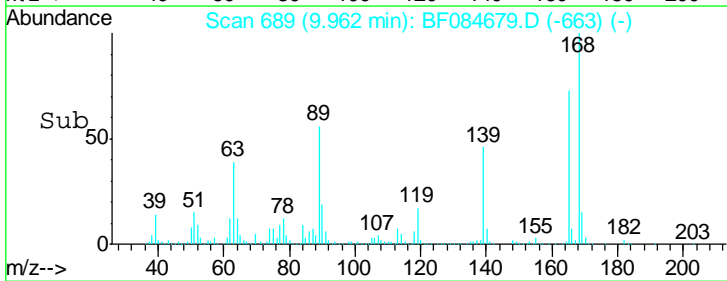
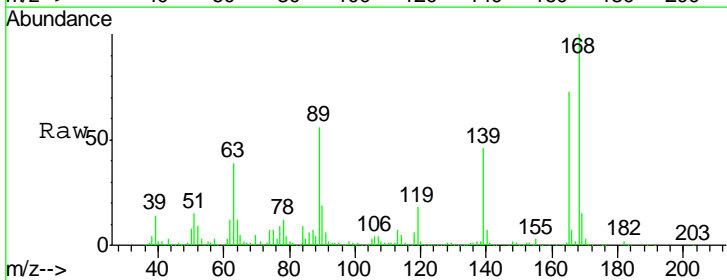
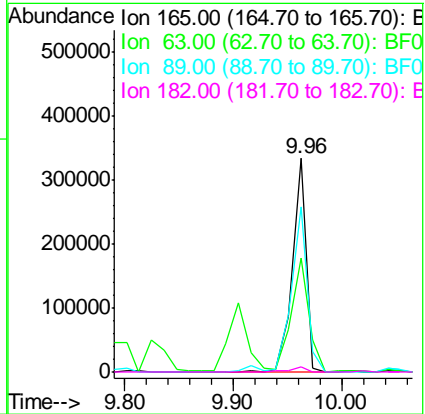
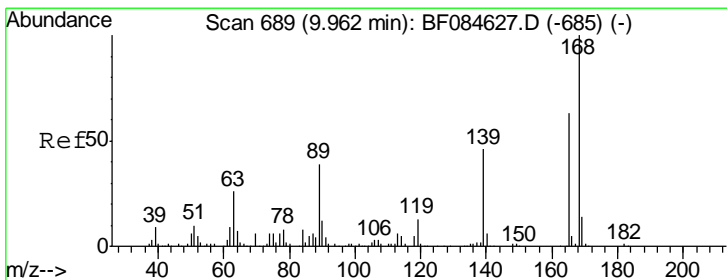
Instrument :
 BNA_F
ClientSampleId :
 SUP-B015(6-9)MSD

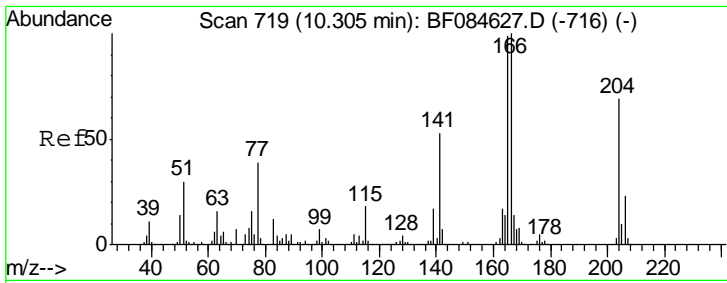
Tgt Ion	Resp	Lower	Upper
139	100		
109	75.0	58.5	98.5
65	103.0	57.6	97.6#



#56
 2,4-Dinitrotoluene
 Concen: 44.06 ng
 RT: 9.96 min Scan# 689
 Delta R.T. -0.00 min
 Lab File: BF084679.D
 Acq: 30 Jan 2016 12:04

Tgt Ion	Resp	Lower	Upper
165	100		
63	53.3	36.7	55.1
89	77.1	61.9	92.9
182	2.3	2.0	3.0

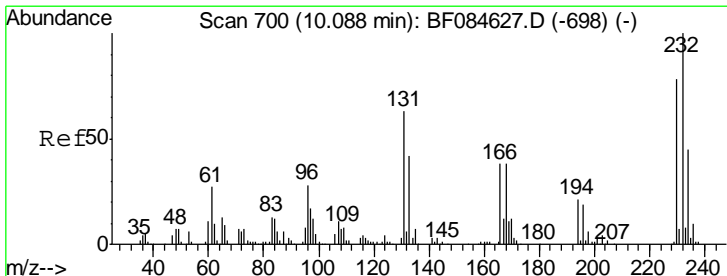
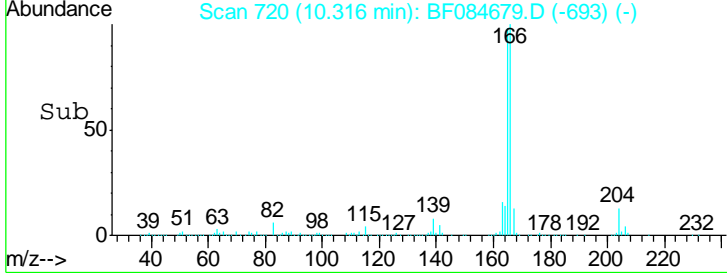
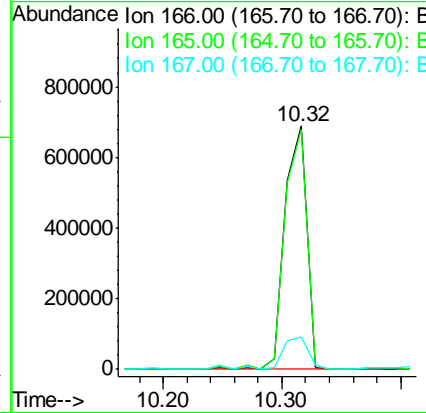
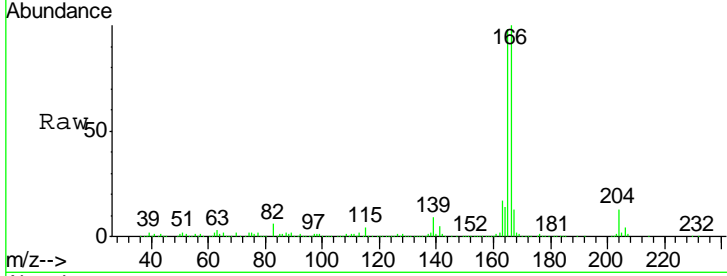




#57
 Fluorene
 Concen: 40.27 ng
 RT: 10.32 min Scan# 720
 Delta R.T. 0.01 min
 Lab File: BF084679.D
 Acq: 30 Jan 2016 12:04

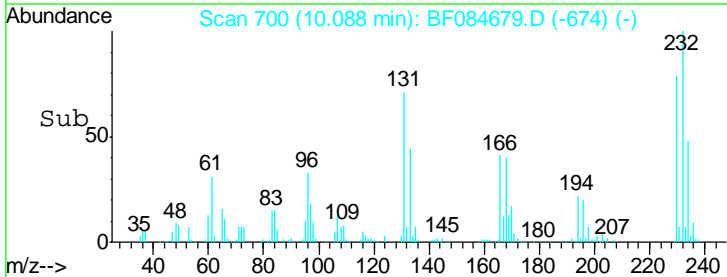
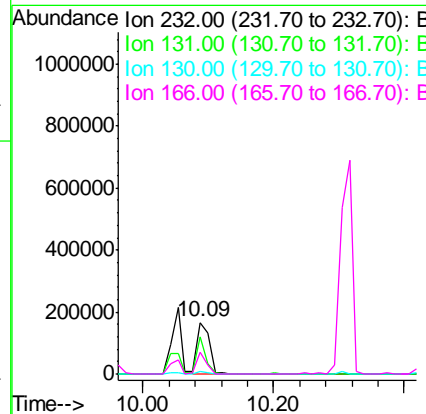
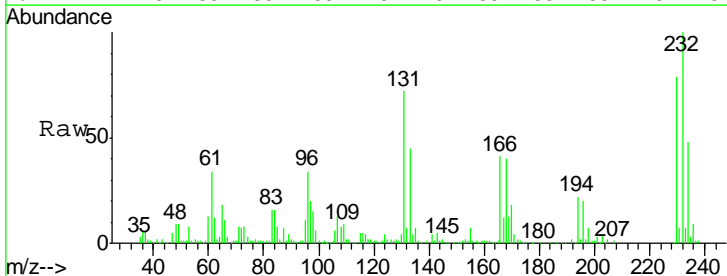
Instrument :
 BNA_F
ClientSampled :
 SUP-B015(6-9)MSD

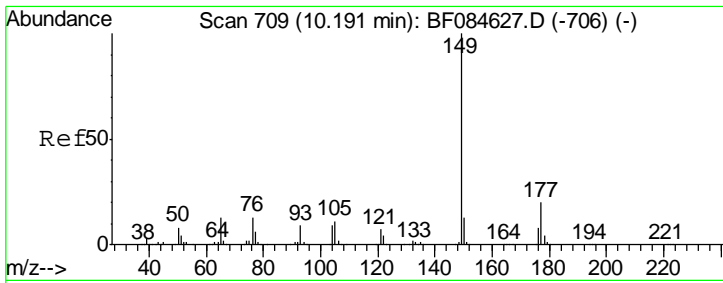
Tgt Ion	Resp	Lower	Upper
166	100		
165	98.3	79.1	118.7
167	13.3	10.4	15.6



#58
 2,3,4,6-Tetrachlorophenol
 Concen: 44.03 ng
 RT: 10.09 min Scan# 700
 Delta R.T. -0.00 min
 Lab File: BF084679.D
 Acq: 30 Jan 2016 12:04

Tgt Ion	Resp	Lower	Upper
232	100		
131	50.5	47.0	70.6
130	3.0	2.0	3.0#
166	31.3	30.5	45.7

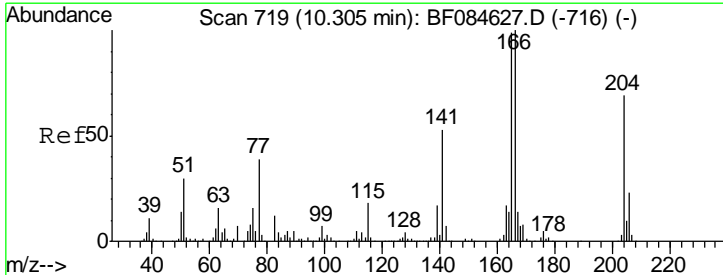
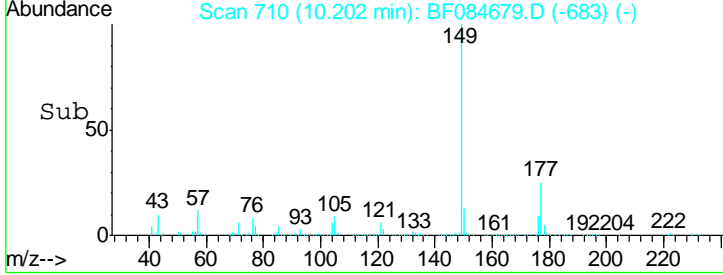
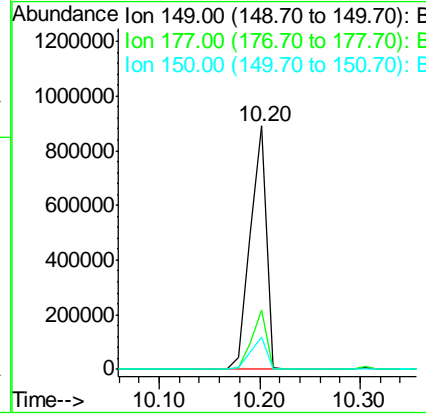
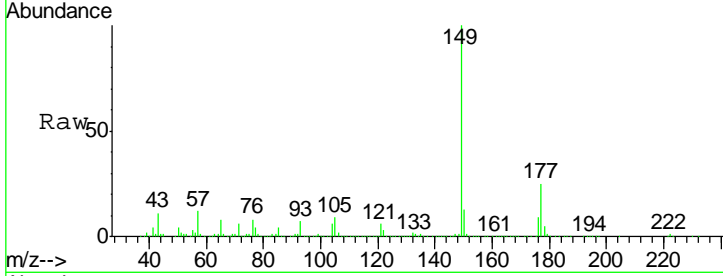




#59
 Diethylphthalate
 Concen: 42.57 ng
 RT: 10.20 min Scan# 710
 Delta R.T. 0.01 min
 Lab File: BF084679.D
 Acq: 30 Jan 2016 12:04

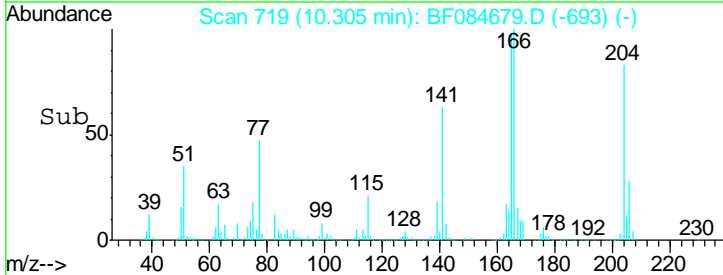
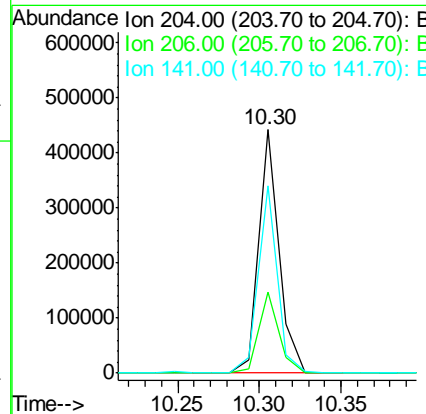
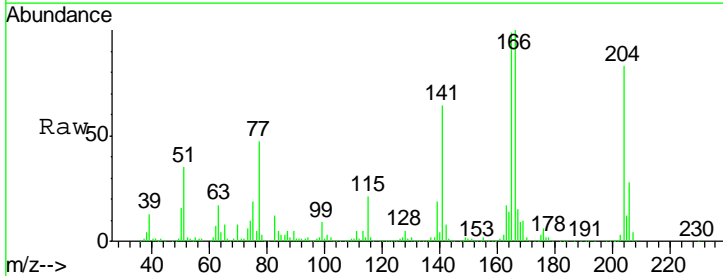
Instrument :
 BNA_F
ClientSampleId :
 SUP-B015(6-9)MSD

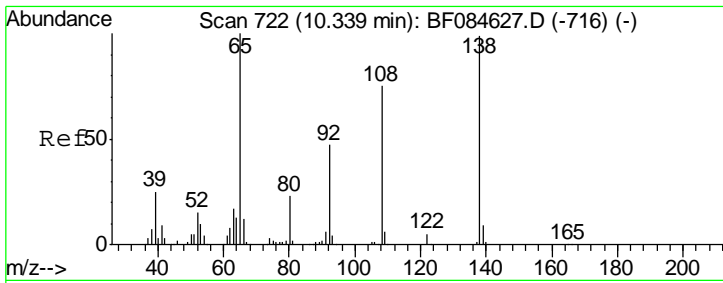
Tgt Ion	Resp	Lower	Upper
149	989215		
177	24.6	17.3	25.9
150	13.1	9.8	14.8



#60
 4-Chlorophenyl-phenylether
 Concen: 39.10 ng
 RT: 10.30 min Scan# 719
 Delta R.T. 0.00 min
 Lab File: BF084679.D
 Acq: 30 Jan 2016 12:04

Tgt Ion	Resp	Lower	Upper
204	381105		
206	33.5	25.7	38.5
141	77.0	55.1	82.7

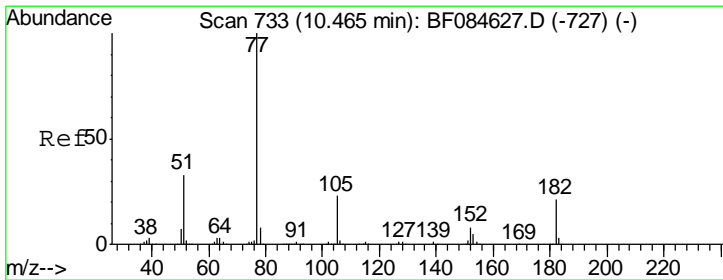
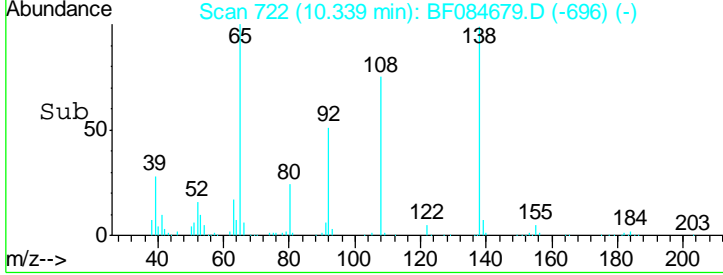
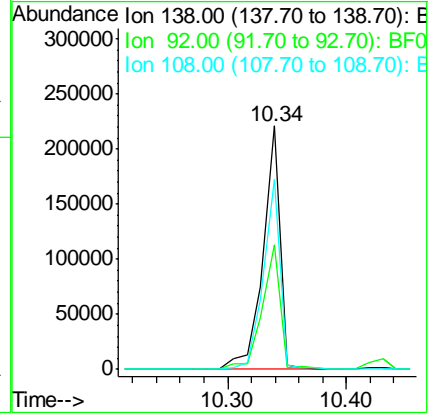
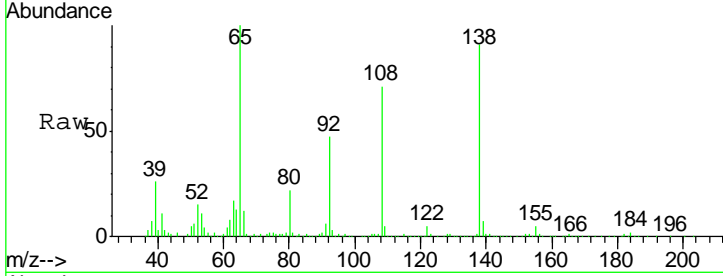




#61
 4-Nitroaniline
 Concen: 43.43 ng
 RT: 10.34 min Scan# 722
 Delta R.T. -0.00 min
 Lab File: BF084679.D
 Acq: 30 Jan 2016 12:04

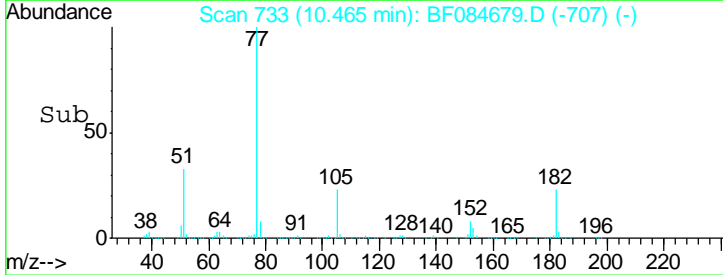
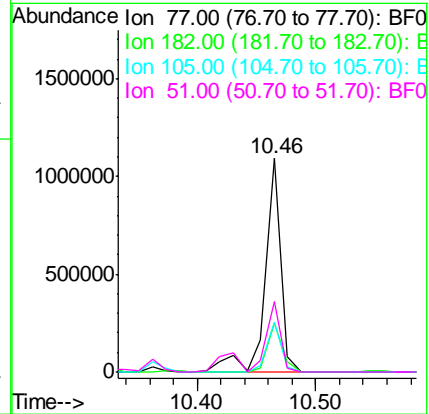
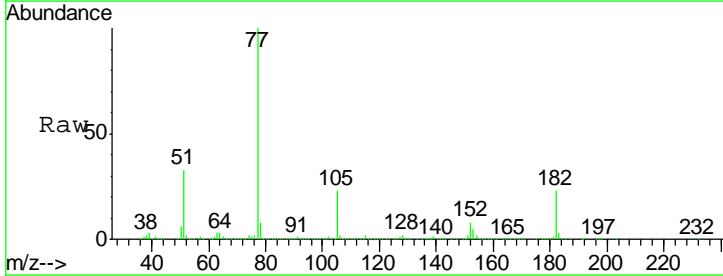
Instrument :
 BNA_F
ClientSampleId :
 SUP-B015(6-9)MSD

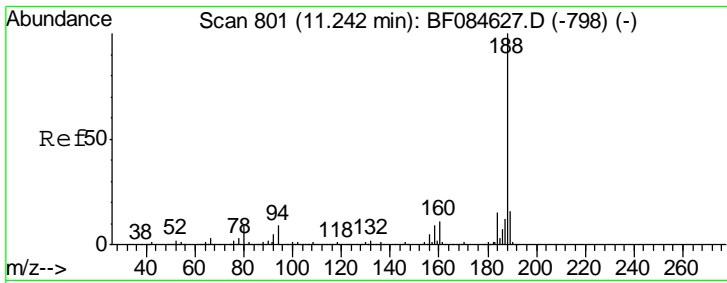
Tgt Ion	Resp	Lower	Upper
138	100		
92	51.3	32.6	72.6
108	78.2	68.6	108.6



#62
 Azobenzene
 Concen: 45.49 ng
 RT: 10.46 min Scan# 733
 Delta R.T. -0.00 min
 Lab File: BF084679.D
 Acq: 30 Jan 2016 12:04

Tgt Ion	Resp	Lower	Upper
77	100		
182	22.6	8.3	48.3
105	23.4	4.6	44.6
51	33.0	6.2	46.2

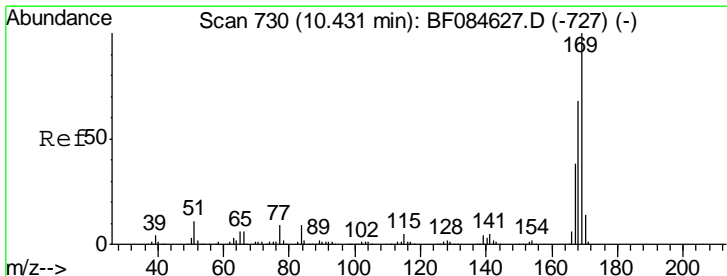
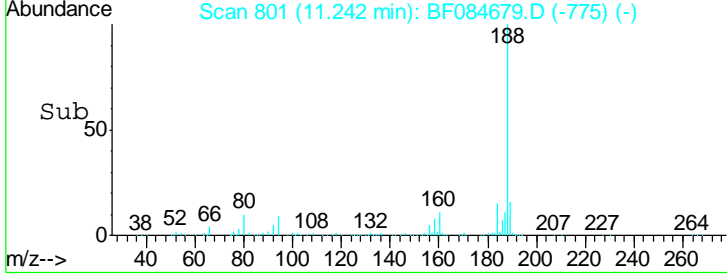
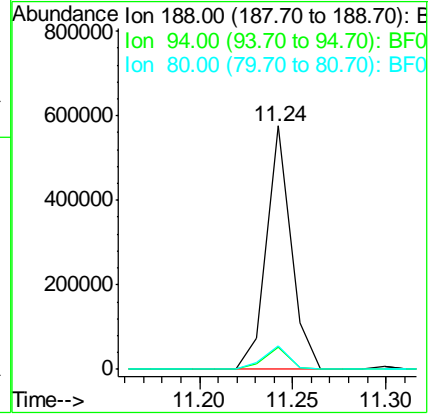
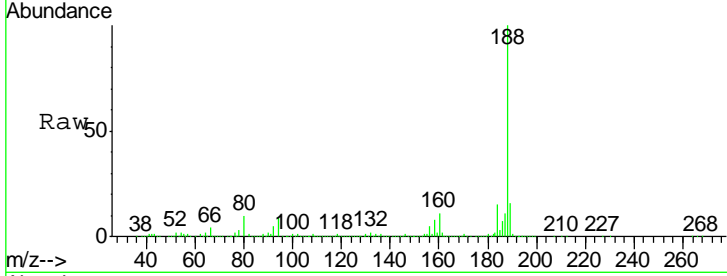




#63
 Phenanthrene-d10
 Concen: 20.00 ng
 RT: 11.24 min Scan# 801
 Delta R.T. -0.00 min
 Lab File: BF084679.D
 Acq: 30 Jan 2016 12:04

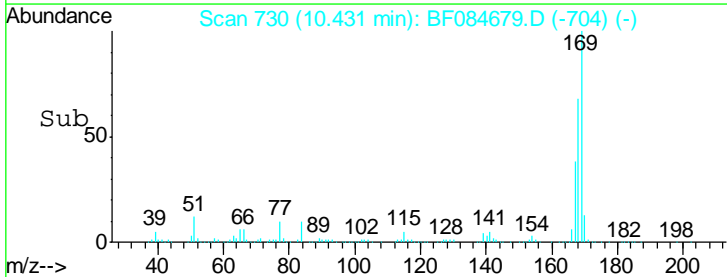
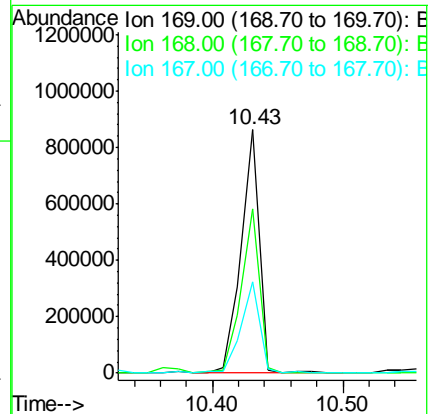
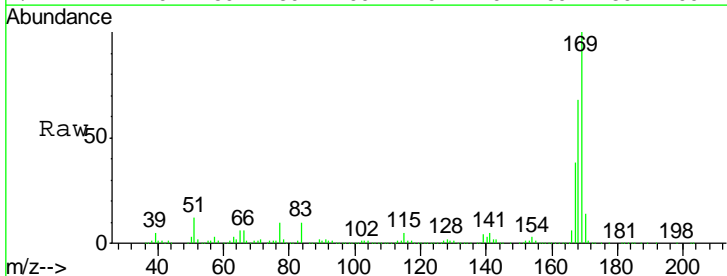
Instrument :
 BNA_F
ClientSampleId :
 SUP-B015(6-9)MSD

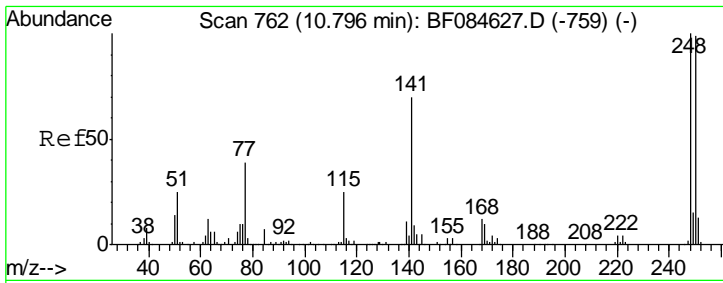
Tgt Ion	Resp	Lower	Upper
188	100		
94	9.2	9.0	13.4
80	9.7	9.6	14.4



#65
 n-Nitrosodiphenylamine
 Concen: 48.96 ng
 RT: 10.43 min Scan# 730
 Delta R.T. -0.00 min
 Lab File: BF084679.D
 Acq: 30 Jan 2016 12:04

Tgt Ion	Resp	Lower	Upper
169	100		
168	67.6	55.1	82.7
167	37.8	30.0	45.0

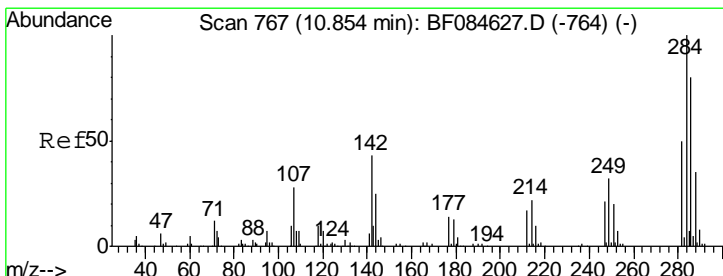
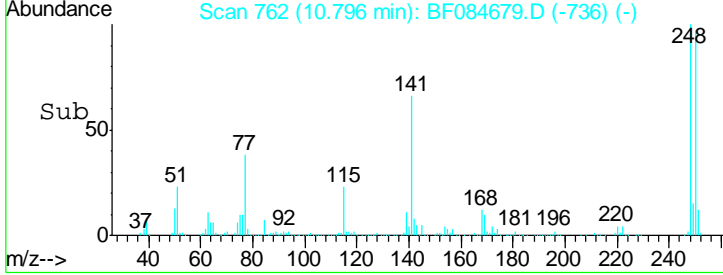
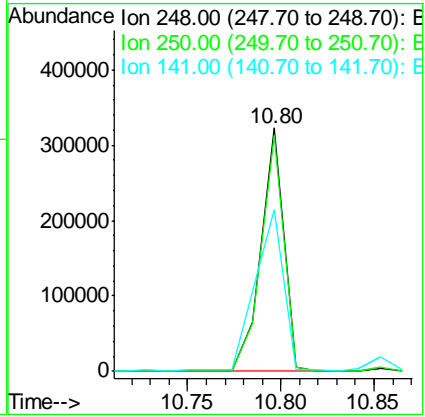
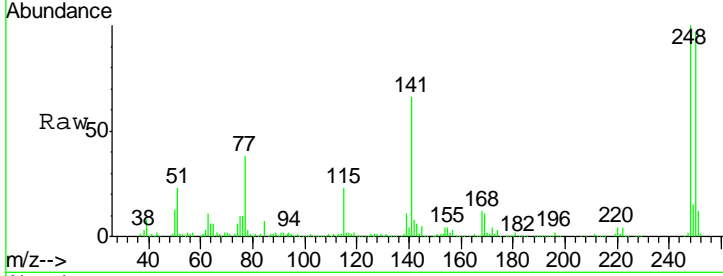




#66
 4-Bromophenyl-phenylether
 Concen: 46.04 ng
 RT: 10.80 min Scan# 762
 Delta R.T. -0.00 min
 Lab File: BF084679.D
 Acq: 30 Jan 2016 12:04

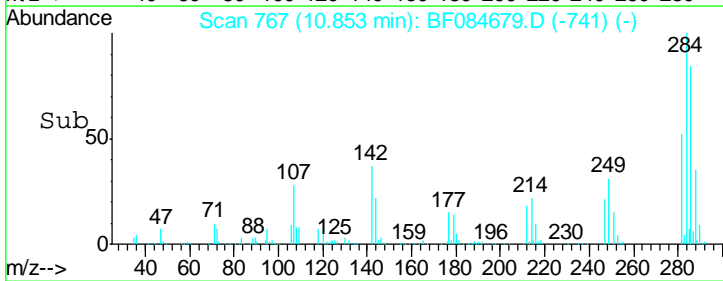
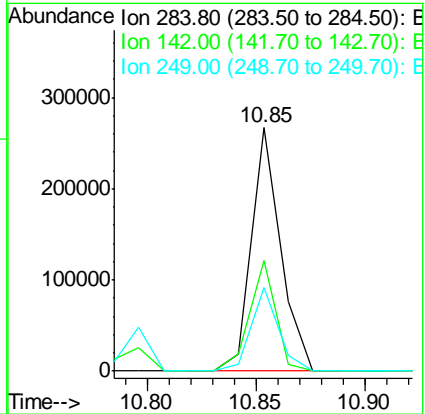
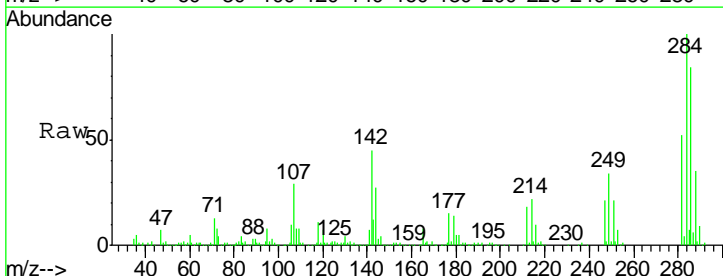
Instrument :
 BNA_F
ClientSampled :
 SUP-B015(6-9)MSD

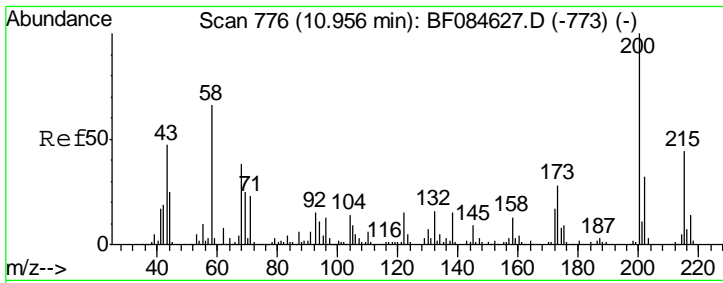
Tgt Ion	Resp	Lower	Upper
248	100		
250	96.8	78.4	117.6
141	66.5	44.0	66.0#



#67
 Hexachlorobenzene
 Concen: 38.84 ng
 RT: 10.85 min Scan# 767
 Delta R.T. -0.00 min
 Lab File: BF084679.D
 Acq: 30 Jan 2016 12:04

Tgt Ion	Resp	Lower	Upper
284	100		
142	45.3	22.2	33.4#
249	34.4	24.6	37.0

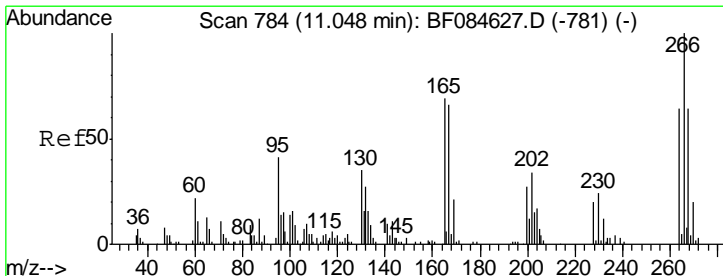
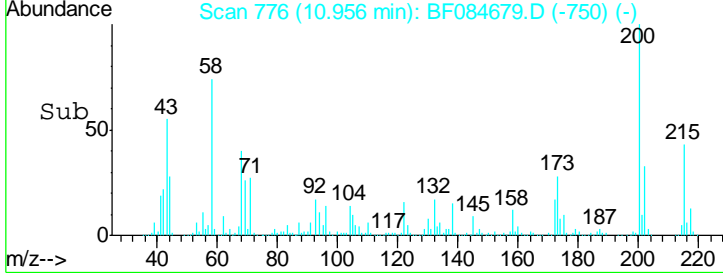
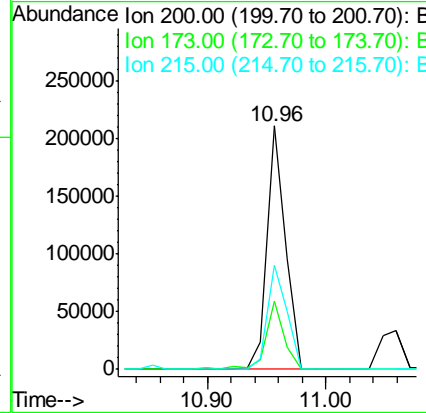
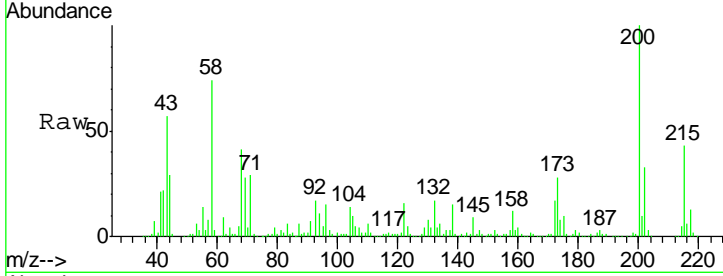




#68
 Atrazine
 Concen: 45.24 ng
 RT: 10.96 min Scan# 776
 Delta R.T. -0.00 min
 Lab File: BF084679.D
 Acq: 30 Jan 2016 12:04

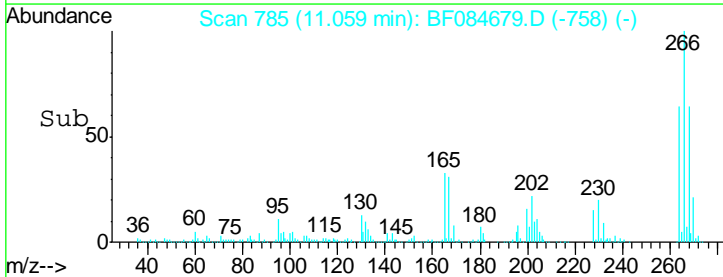
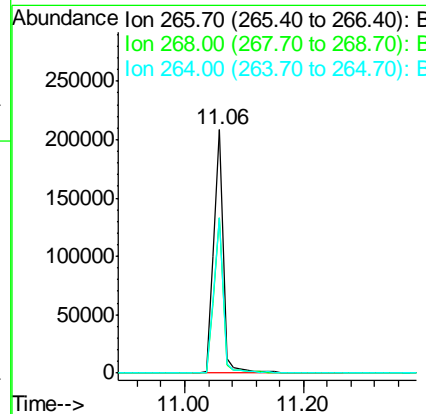
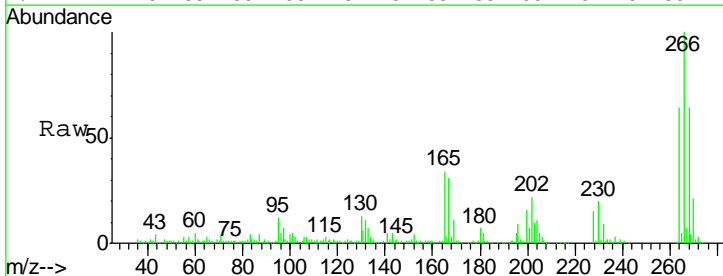
Instrument :
 BNA_F
ClientSampled :
 SUP-B015(6-9)MSD

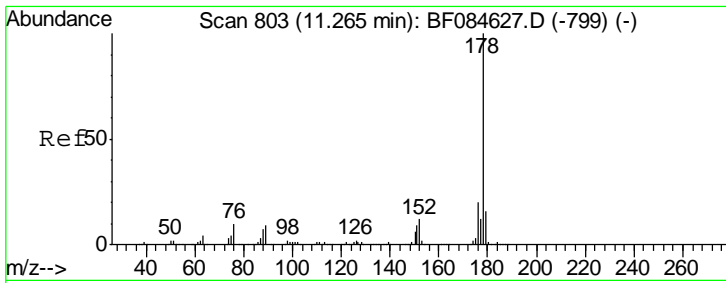
Tgt Ion	Resp	Lower	Upper
200	229853		
173	28.1	9.5	49.5
215	42.7	23.8	63.8



#69
 Pentachlorophenol
 Concen: 76.67 ng
 RT: 11.06 min Scan# 785
 Delta R.T. 0.01 min
 Lab File: BF084679.D
 Acq: 30 Jan 2016 12:04

Tgt Ion	Resp	Lower	Upper
266	237332		
268	63.6	52.4	78.6
264	63.7	50.2	75.2



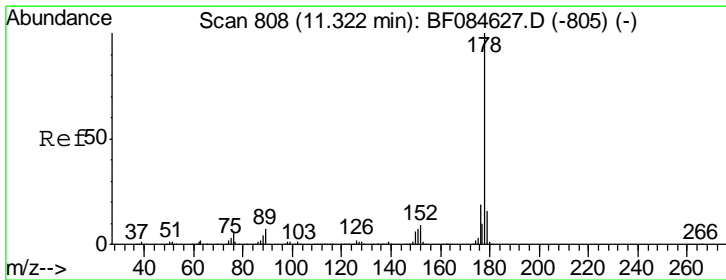
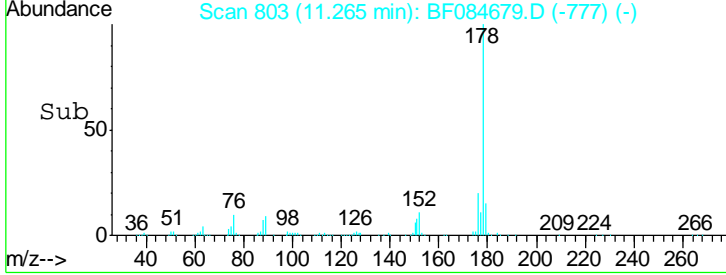
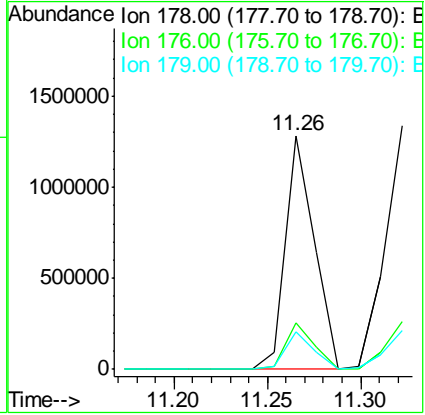
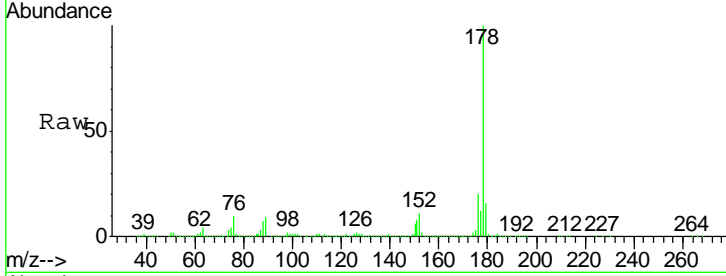


#70
 Phenanthrene
 Concen: 48.03 ng
 RT: 11.26 min Scan# 803
 Delta R.T. -0.00 min
 Lab File: BF084679.D
 Acq: 30 Jan 2016 12:04

Instrument :
 BNA_F
 ClientSampleId :
 SUP-B015(6-9)MSD

Tgt Ion:178 Resp: 1388912

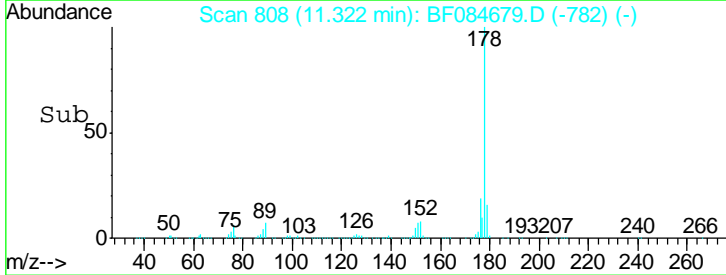
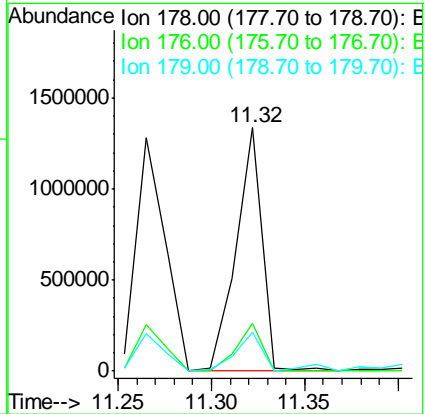
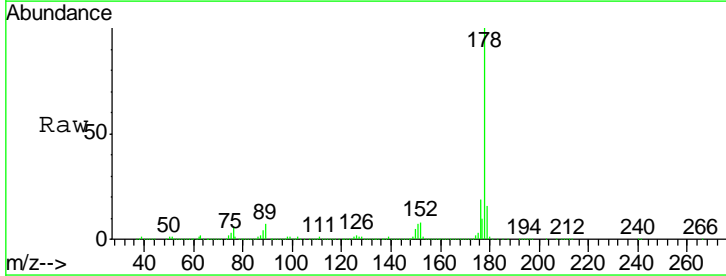
Ion	Ratio	Lower	Upper
178	100		
176	20.1	15.3	22.9
179	16.0	12.0	18.0

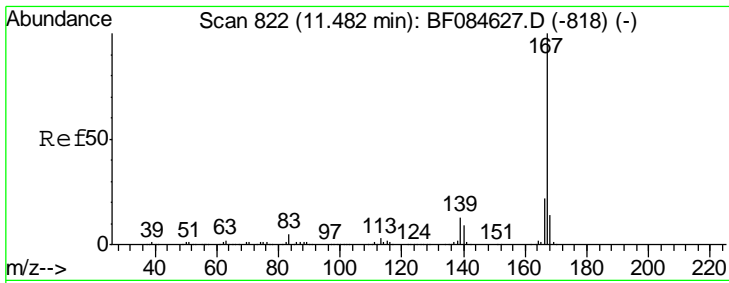


#71
 Anthracene
 Concen: 44.07 ng
 RT: 11.32 min Scan# 808
 Delta R.T. -0.00 min
 Lab File: BF084679.D
 Acq: 30 Jan 2016 12:04

Tgt Ion:178 Resp: 1295732

Ion	Ratio	Lower	Upper
178	100		
176	19.4	15.4	23.0
179	15.7	12.5	18.7

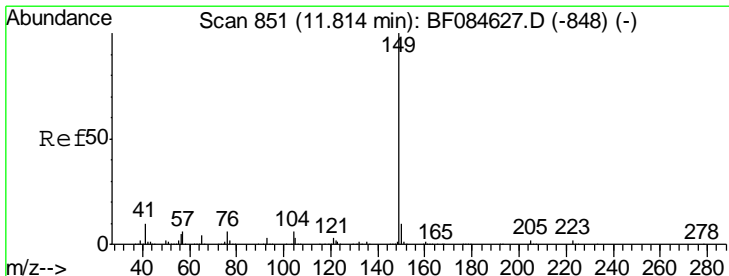
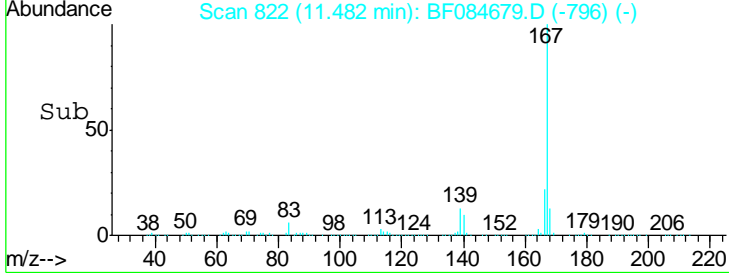
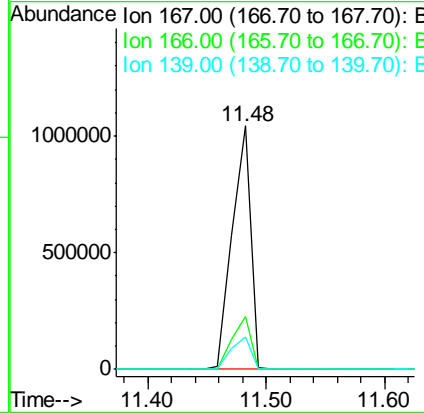
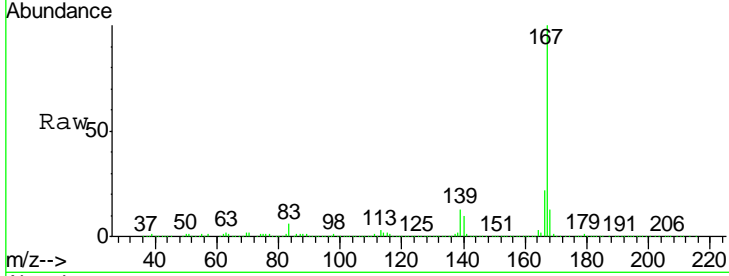




#72
 Carbazole
 Concen: 44.55 ng
 RT: 11.48 min Scan# 822
 Delta R.T. -0.00 min
 Lab File: BF084679.D
 Acq: 30 Jan 2016 12:04

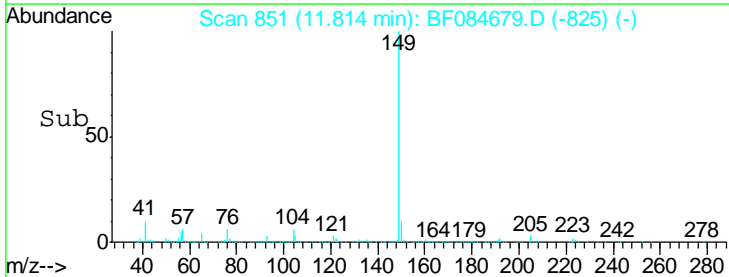
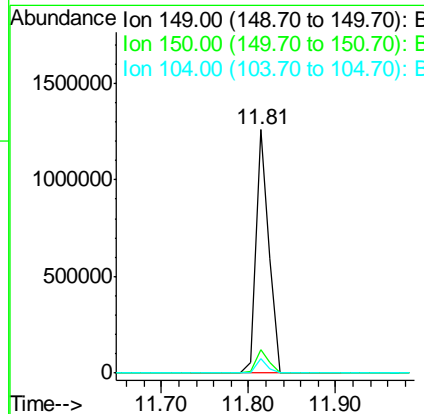
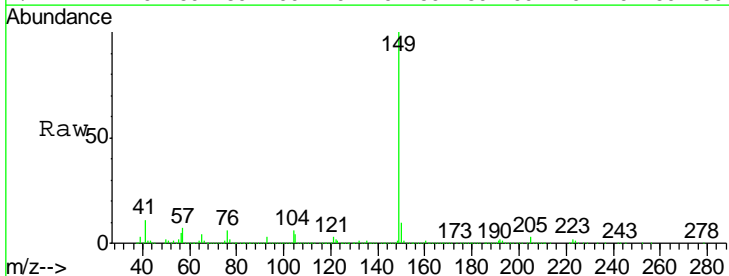
Instrument :
 BNA_F
 ClientSampleId :
 SUP-B015(6-9)MSD

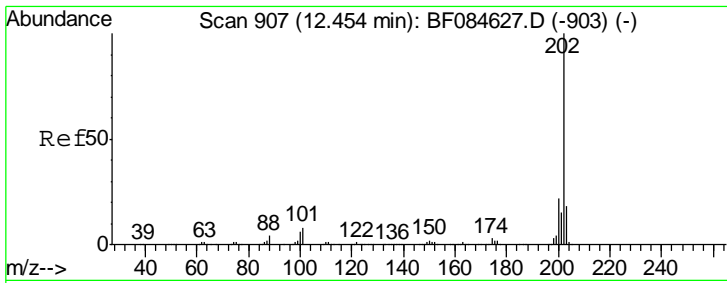
Tgt Ion	Resp	Lower	Upper
167	1129008		
166	21.9	17.6	26.4
139	13.1	11.8	17.8



#73
 Di-n-butylphthalate
 Concen: 42.54 ng
 RT: 11.81 min Scan# 851
 Delta R.T. -0.00 min
 Lab File: BF084679.D
 Acq: 30 Jan 2016 12:04

Tgt Ion	Resp	Lower	Upper
149	1310968		
150	9.9	7.1	10.7
104	6.1	3.2	4.8#

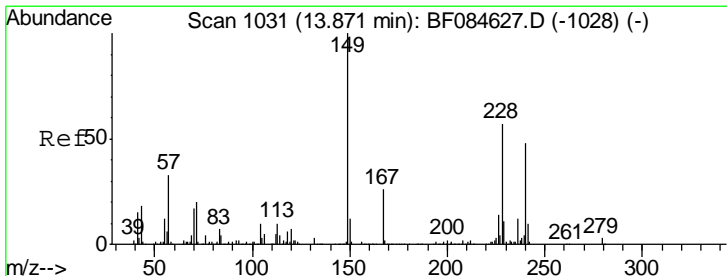
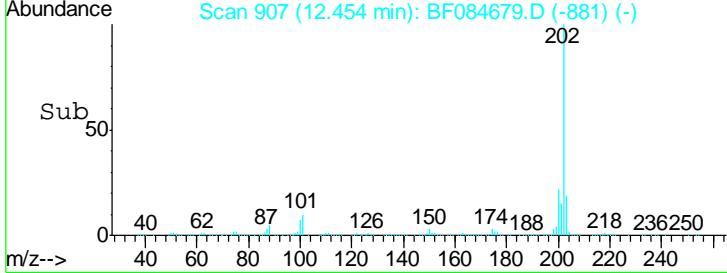
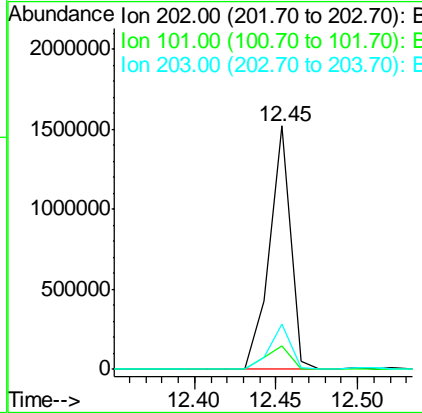
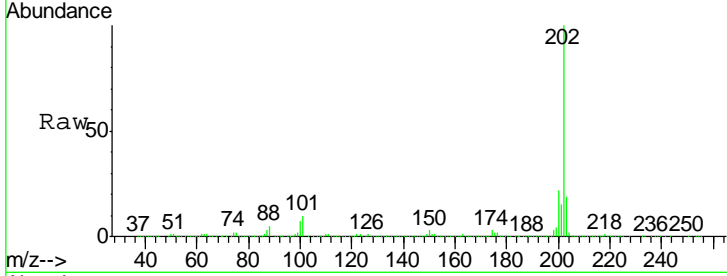




#74
 Fluoranthene
 Concen: 48.10 ng
 RT: 12.45 min Scan# 907
 Delta R.T. -0.00 min
 Lab File: BF084679.D
 Acq: 30 Jan 2016 12:04

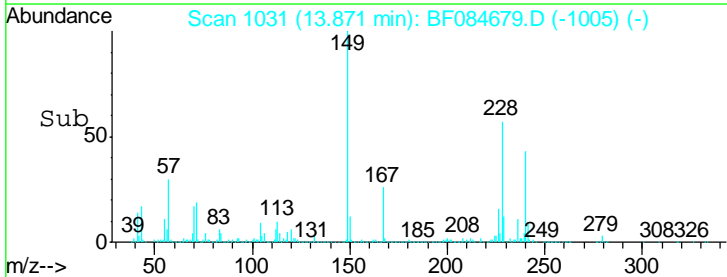
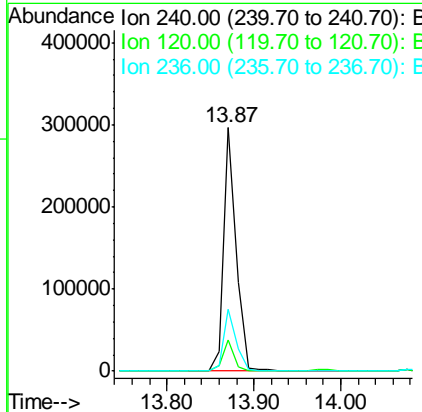
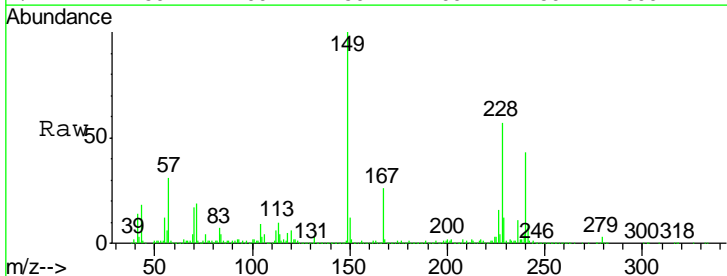
Instrument :
 BNA_F
 ClientSampleId :
 SUP-B015(6-9)MSD

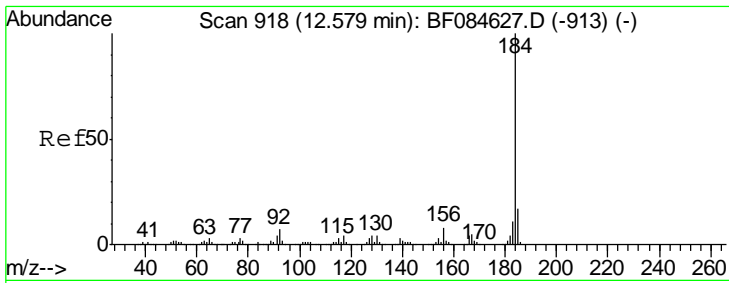
Tgt Ion	Resp	Lower	Upper
202	1375334		
101	9.6	0.0	32.8
203	18.8	0.0	37.9



#75
 Chrysene-d12
 Concen: 20.00 ng
 RT: 13.87 min Scan# 1031
 Delta R.T. -0.00 min
 Lab File: BF084679.D
 Acq: 30 Jan 2016 12:04

Tgt Ion	Resp	Lower	Upper
240	298697		
120	12.9	9.5	14.3
236	25.5	20.6	31.0



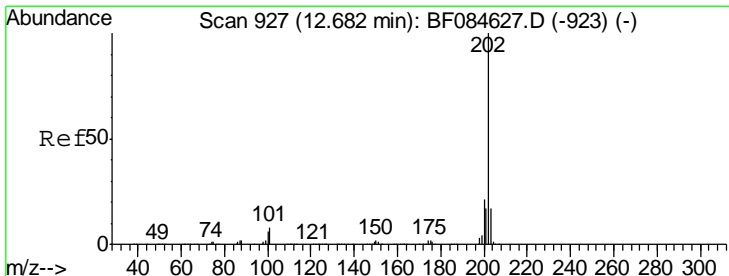
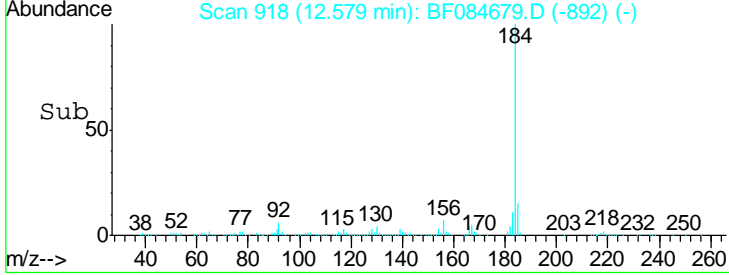
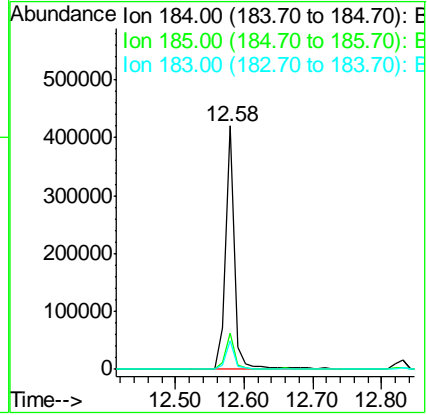
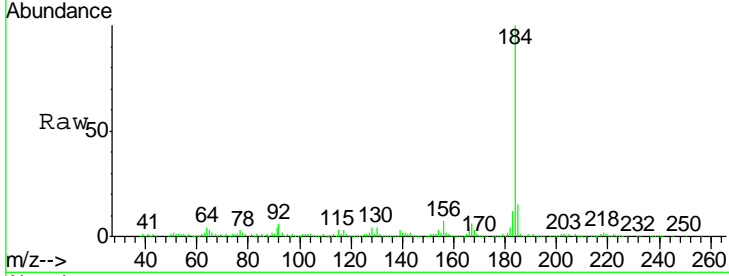


#76
Benzidine
Concen: 34.07 ng
RT: 12.58 min Scan# 918
Delta R.T. -0.00 min
Lab File: BF084679.D
Acq: 30 Jan 2016 12:04

Instrument :
BNA_F
ClientSampleId :
SUP-B015(6-9)MSD

Tgt Ion:184 Resp: 387052

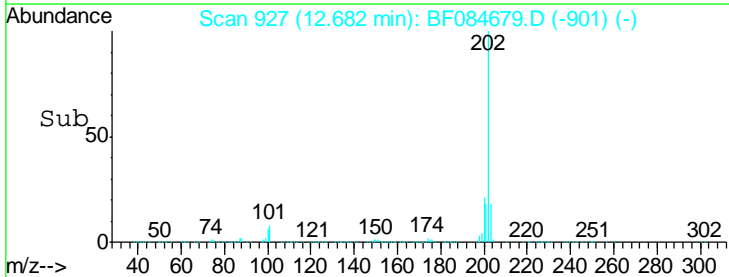
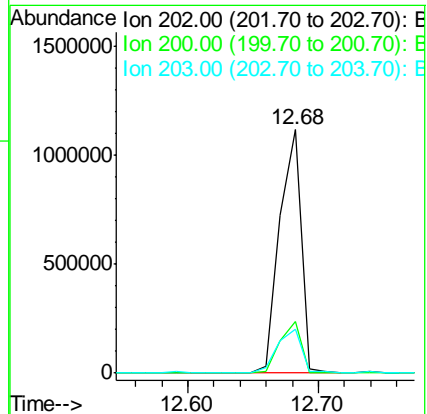
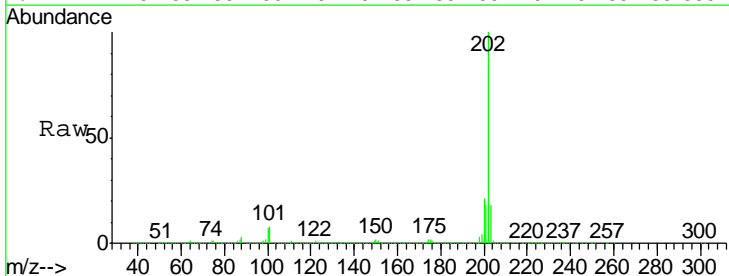
Ion	Ratio	Lower	Upper
184	100		
185	14.8	12.2	18.2
183	11.5	9.8	14.8

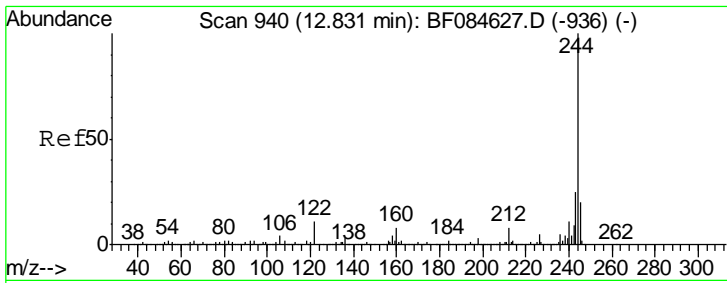


#77
Pyrene
Concen: 57.99 ng
RT: 12.68 min Scan# 927
Delta R.T. -0.00 min
Lab File: BF084679.D
Acq: 30 Jan 2016 12:04

Tgt Ion:202 Resp: 1306461

Ion	Ratio	Lower	Upper
202	100		
200	21.5	17.2	25.8
203	18.0	14.3	21.5

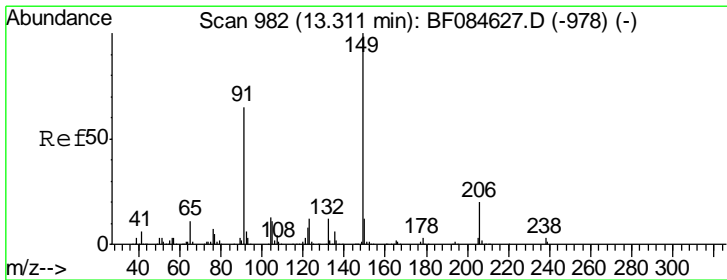

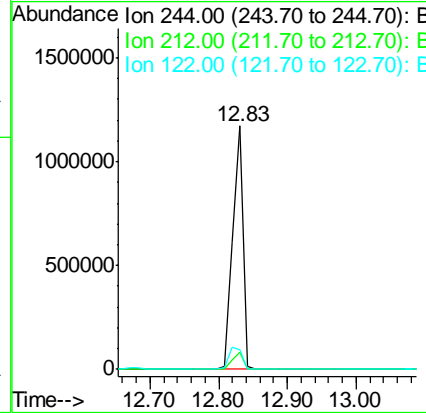
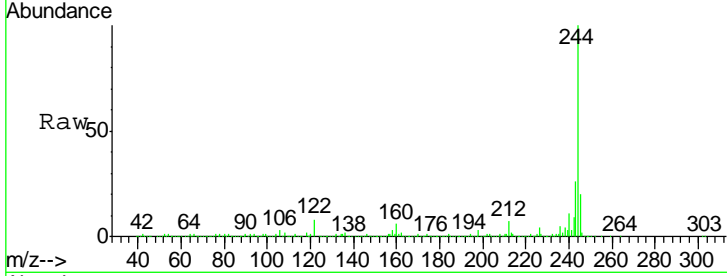




#78
 Terphenyl-d14
 Concen: 94.82 ng
 RT: 12.83 min Scan# 940
 Delta R.T. -0.00 min
 Lab File: BF084679.D
 Acq: 30 Jan 2016 12:04

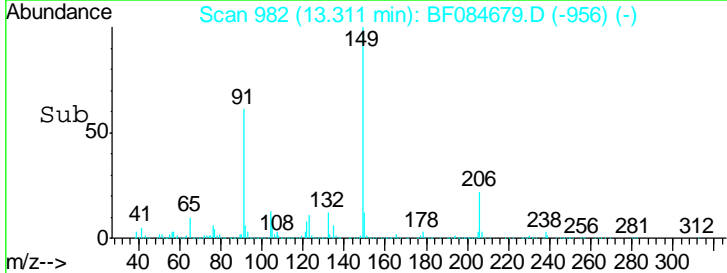
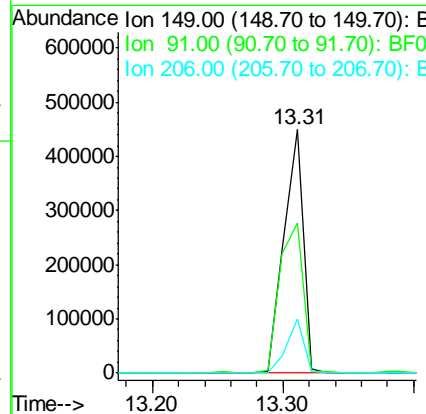
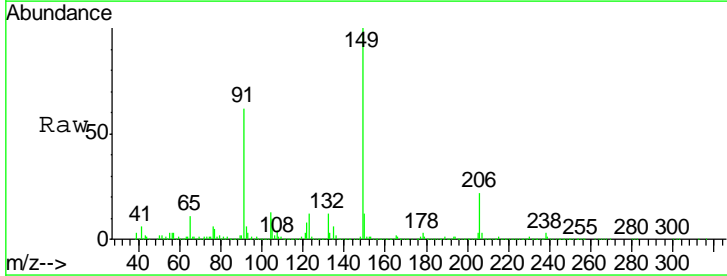
Instrument :
 BNA_F
ClientSampleId :
 SUP-B015(6-9)MSD

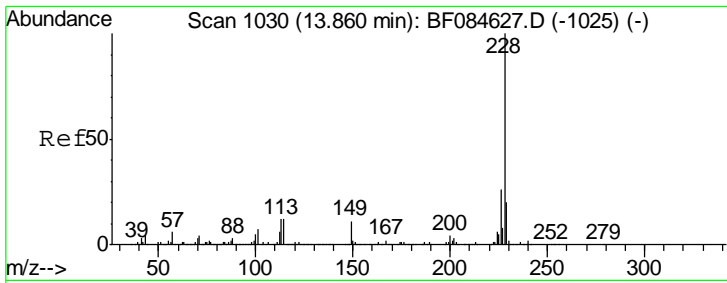
Tgt Ion	Ratio	Lower	Upper
244	100		
212	6.9	5.7	8.5
122	8.1	7.4	11.0



#79
 Butylbenzylphthalate
 Concen: 48.93 ng
 RT: 13.31 min Scan# 982
 Delta R.T. -0.00 min
 Lab File: BF084679.D
 Acq: 30 Jan 2016 12:04

Tgt Ion	Ratio	Lower	Upper
149	100		
91	61.7	57.6	86.4
206	22.2	13.2	19.8#

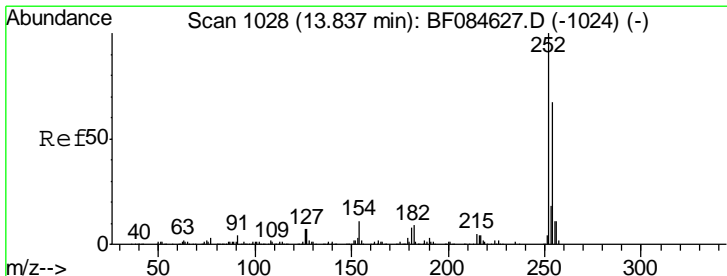
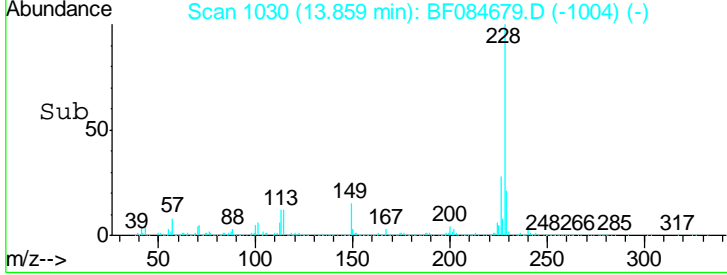
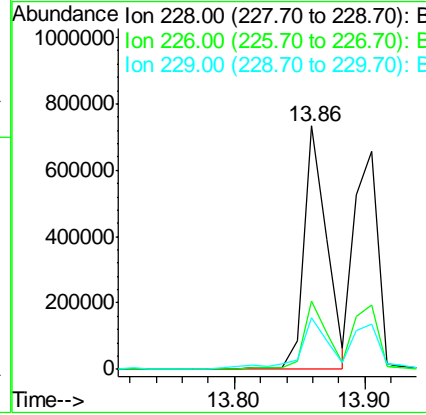
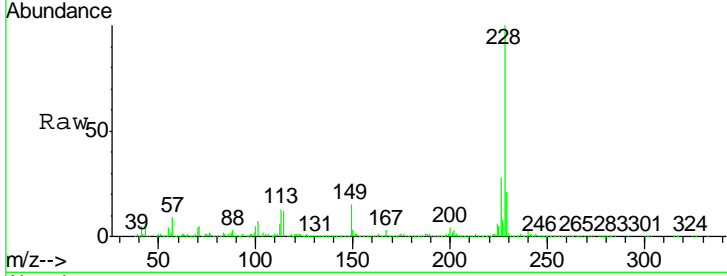




#80
 Benzo(a)anthracene
 Concen: 47.33 ng
 RT: 13.86 min Scan# 1030
 Delta R.T. -0.00 min
 Lab File: BF084679.D
 Acq: 30 Jan 2016 12:04

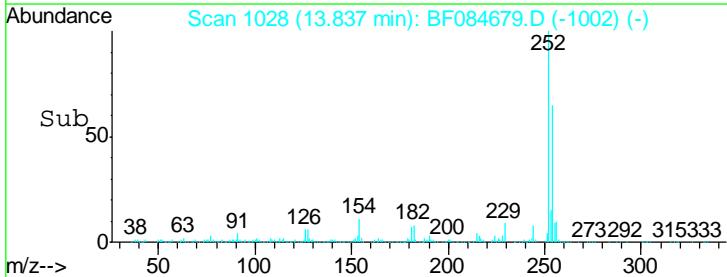
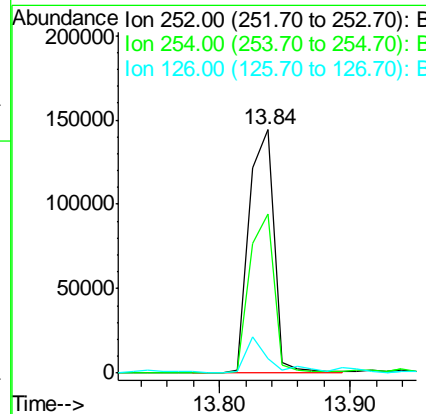
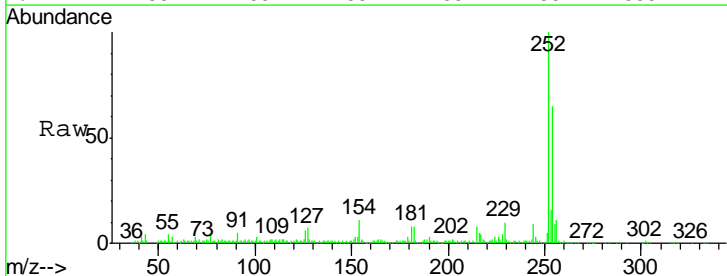
Instrument :
 BNA_F
ClientSampleId :
 SUP-B015(6-9)MSD

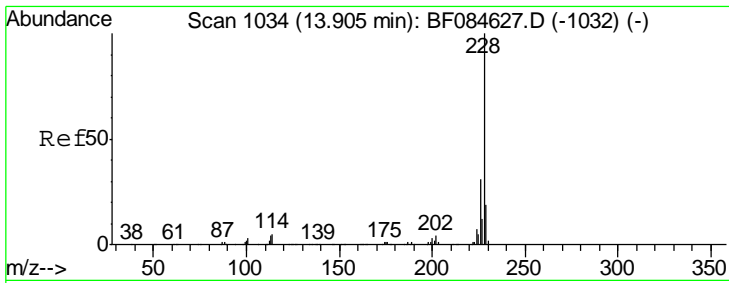
Tgt Ion	Resp	Lower	Upper
228	100		
226	28.1	21.8	32.6
229	21.1	15.8	23.8



#81
 3,3'-Dichlorobenzidine
 Concen: 29.52 ng
 RT: 13.84 min Scan# 1028
 Delta R.T. -0.00 min
 Lab File: BF084679.D
 Acq: 30 Jan 2016 12:04

Tgt Ion	Resp	Lower	Upper
252	100		
254	65.2	53.5	80.3
126	5.9	4.9	7.3

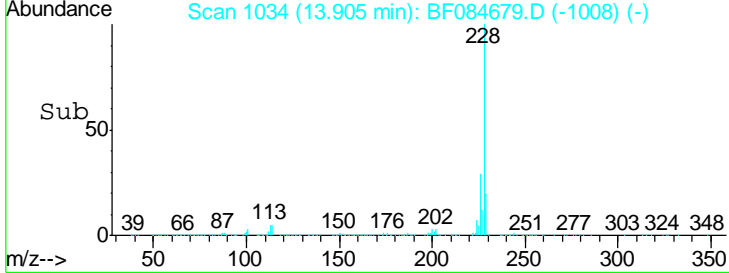
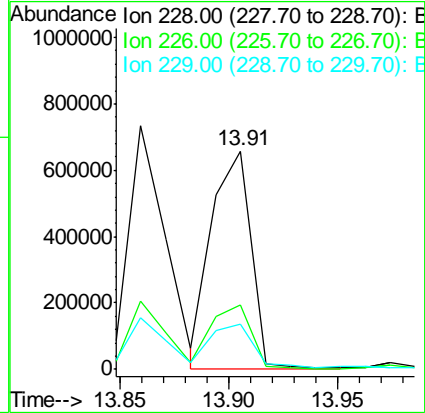
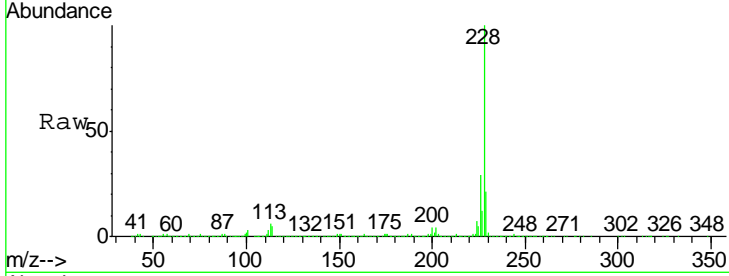




#82
 Chrysene
 Concen: 45.45 ng
 RT: 13.91 min Scan# 1034
 Delta R.T. -0.00 min
 Lab File: BF084679.D
 Acq: 30 Jan 2016 12:04

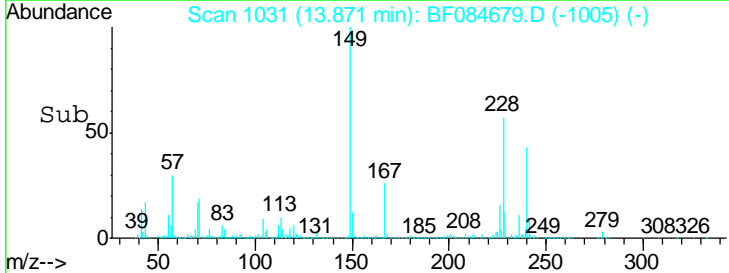
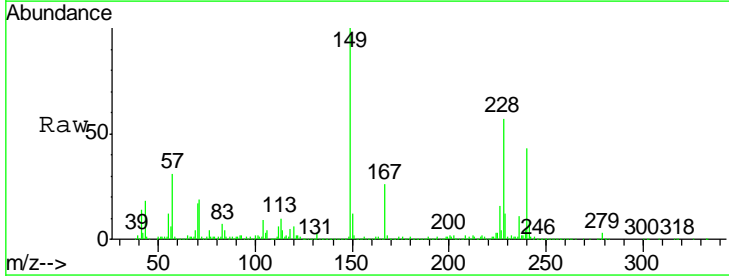
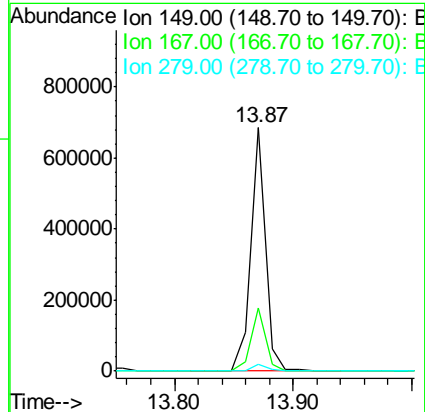
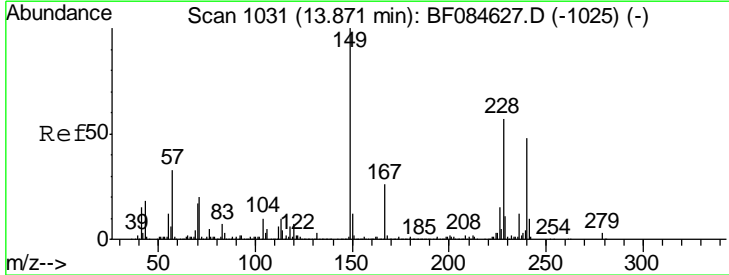
Instrument :
 BNA_F
 ClientSampleId :
 SUP-B015(6-9)MSD

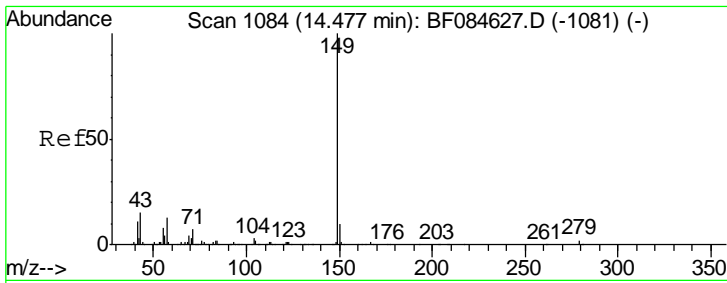
Tgt Ion	Resp	Lower	Upper
228	100		
226	29.5	24.3	36.5
229	20.9	16.1	24.1



#83
 Bis(2-ethylhexyl)phthalate
 Concen: 47.62 ng
 RT: 13.87 min Scan# 1031
 Delta R.T. -0.00 min
 Lab File: BF084679.D
 Acq: 30 Jan 2016 12:04

Tgt Ion	Resp	Lower	Upper
149	100		
167	25.9	19.7	29.5
279	2.7	1.8	2.6#

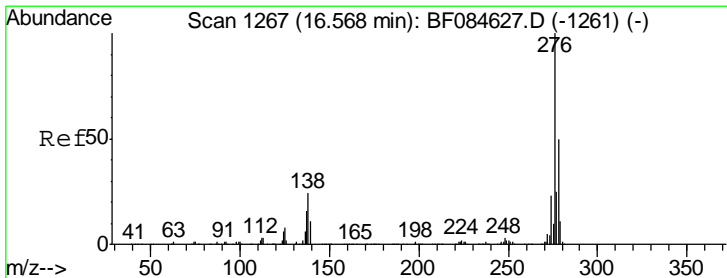
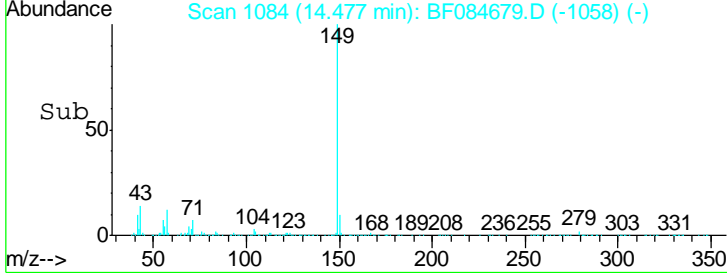
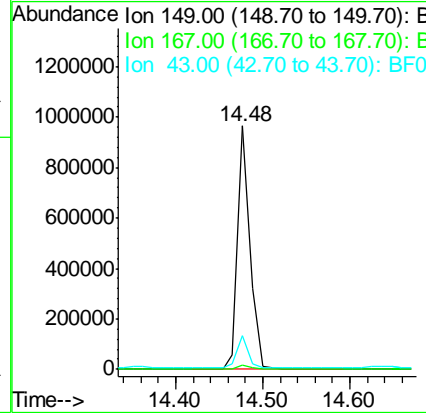
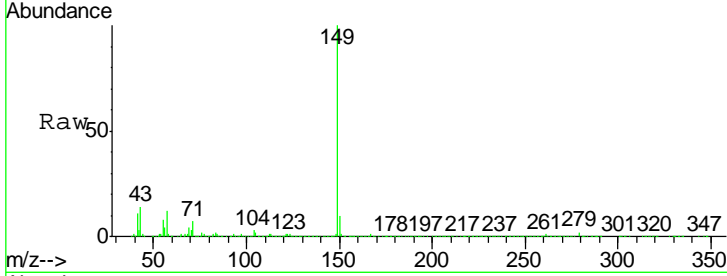




#84
 Di-n-octyl phthalate
 Concen: 47.22 ng
 RT: 14.48 min Scan# 1084
 Delta R.T. -0.00 min
 Lab File: BF084679.D
 Acq: 30 Jan 2016 12:04

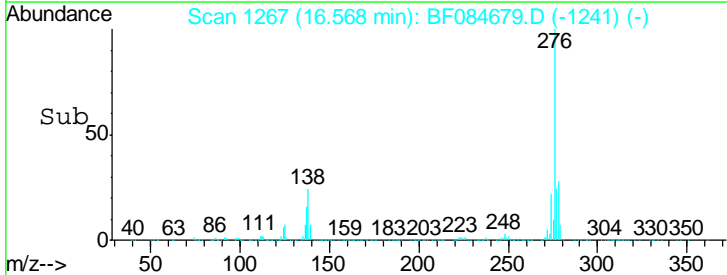
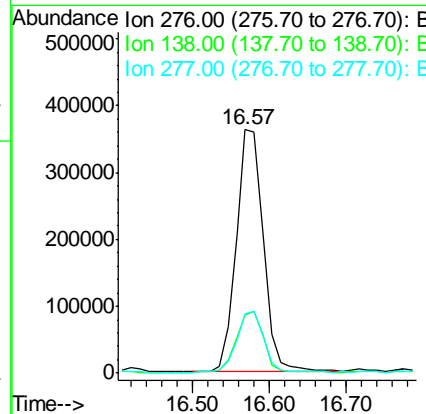
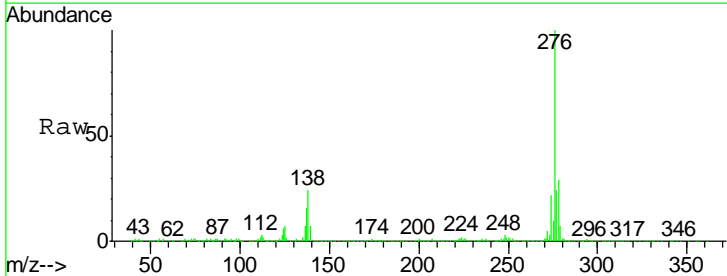
Instrument :
 BNA_F
 ClientSampleId :
 SUP-B015(6-9)MSD

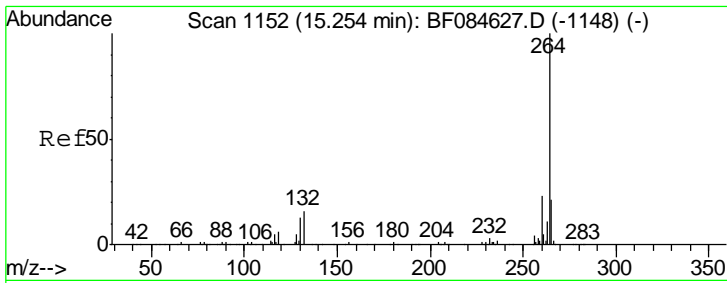
Tgt Ion	Resp	Lower	Upper
149	931522		
149	100		
167	1.7	1.2	1.8
43	12.2	5.6	8.4#



#85
 Indeno(1,2,3-cd)pyrene
 Concen: 55.33 ng
 RT: 16.57 min Scan# 1267
 Delta R.T. -0.00 min
 Lab File: BF084679.D
 Acq: 30 Jan 2016 12:04

Tgt Ion	Resp	Lower	Upper
276	897829		
276	100		
138	25.4	20.6	30.8
277	25.6	20.1	30.1

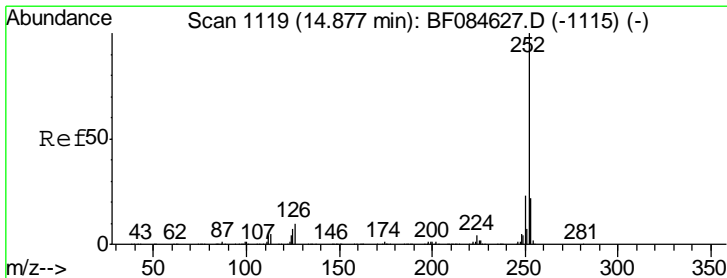
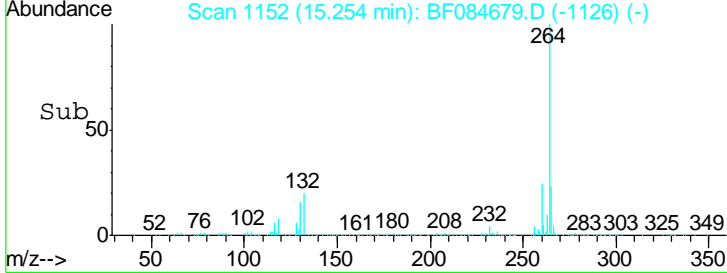
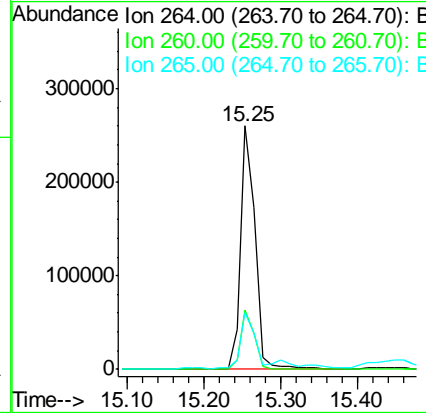
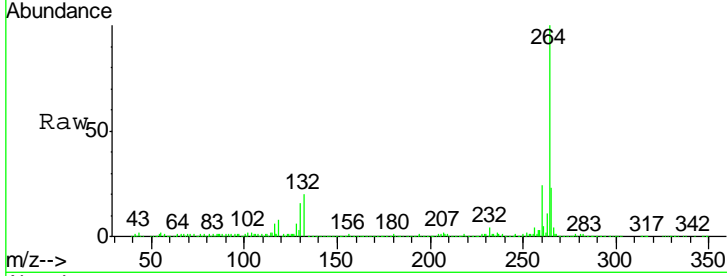




#86
 Perylene-d12
 Concen: 20.00 ng
 RT: 15.25 min Scan# 1152
 Delta R.T. -0.00 min
 Lab File: BF084679.D
 Acq: 30 Jan 2016 12:04

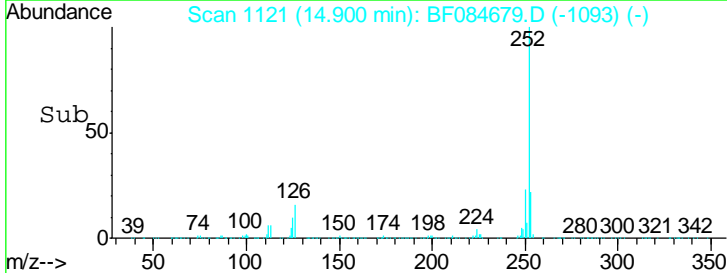
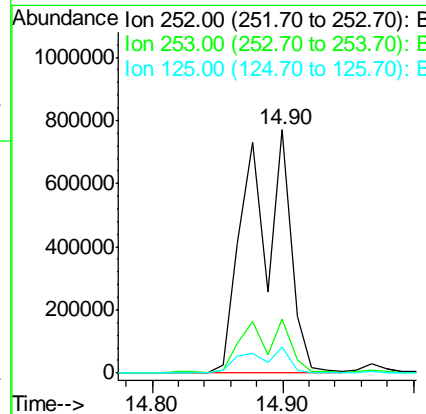
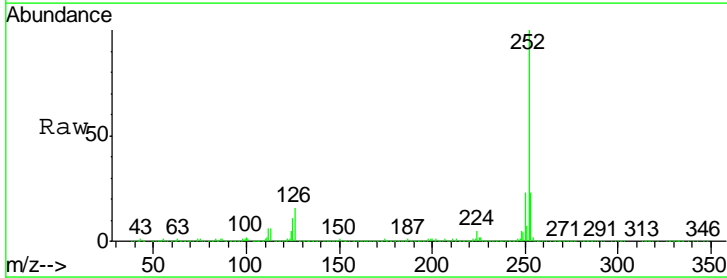
Instrument :
 BNA_F
 ClientSampleId :
 SUP-B015(6-9)MSD

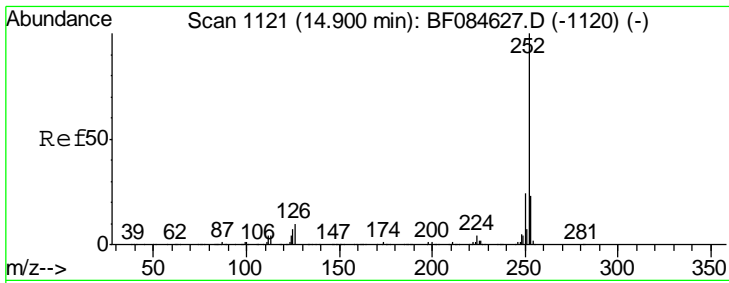
Tgt Ion	Resp	Lower	Upper
264	100		
260	24.1	19.4	29.2
265	23.3	17.8	26.6



#87
 Benzo(b)fluoranthene
 Concen: 73.36 ng
 RT: 14.90 min Scan# 1121
 Delta R.T. 0.02 min
 Lab File: BF084679.D
 Acq: 30 Jan 2016 12:04

Tgt Ion	Resp	Lower	Upper
252	100		
253	22.5	17.3	25.9
125	10.5	6.5	9.7#



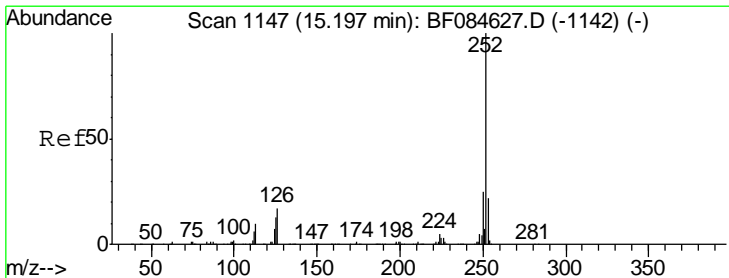
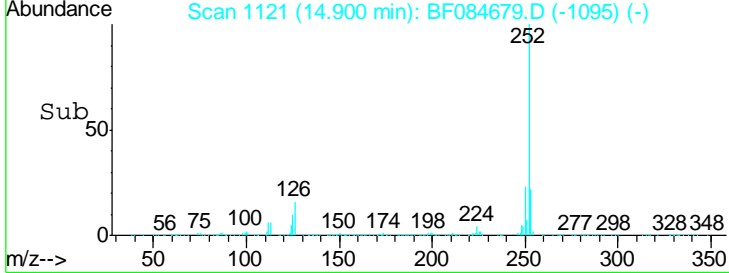
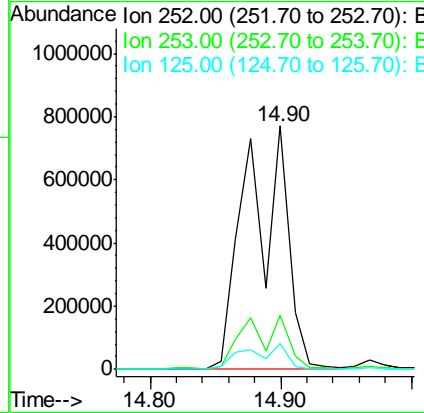
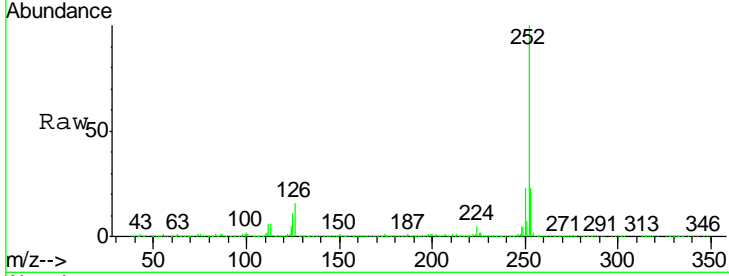


#88
 Benzo(k)fluoranthene
 Concen: 88.81 ng
 RT: 14.90 min Scan# 1121
 Delta R.T. -0.00 min
 Lab File: BF084679.D
 Acq: 30 Jan 2016 12:04

Instrument :
 BNA_F
 ClientSampleId :
 SUP-B015(6-9)MSD

Tgt Ion: 252 Resp: 1643827

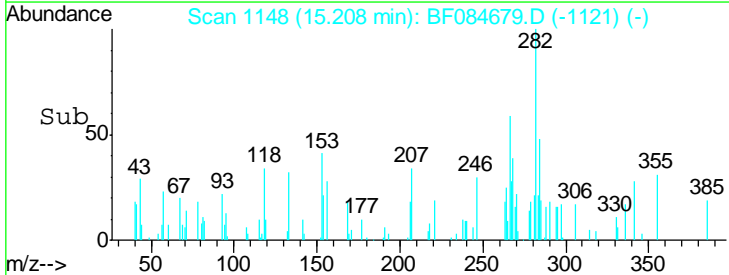
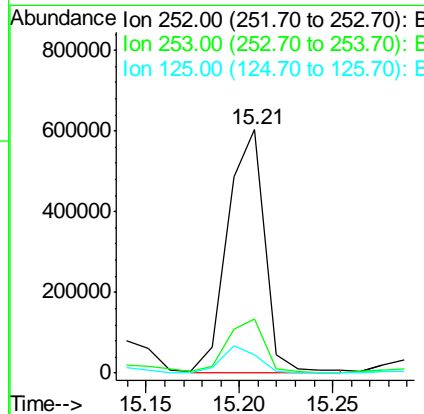
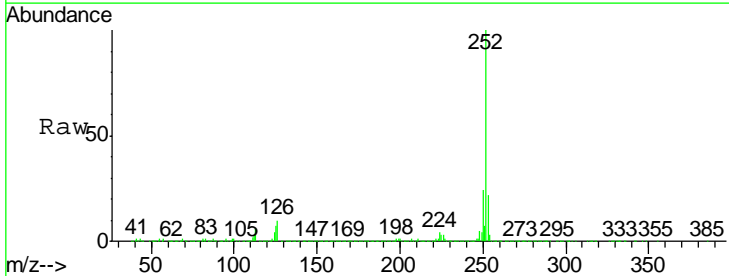
Ion	Ratio	Lower	Upper
252	100		
253	22.5	18.1	27.1
125	10.5	9.0	13.6

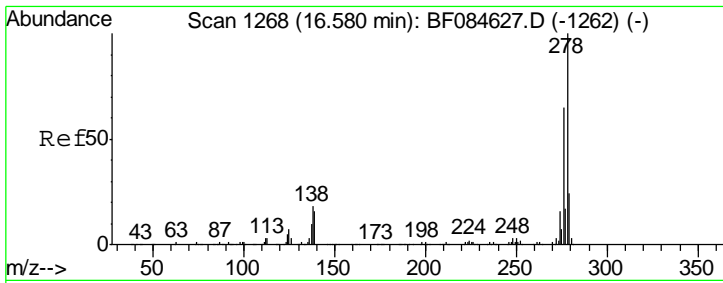


#89
 Benzo(a)pyrene
 Concen: 42.83 ng
 RT: 15.21 min Scan# 1148
 Delta R.T. 0.01 min
 Lab File: BF084679.D
 Acq: 30 Jan 2016 12:04

Tgt Ion: 252 Resp: 830152

Ion	Ratio	Lower	Upper
252	100		
253	22.5	17.3	25.9
125	7.4	7.0	10.4

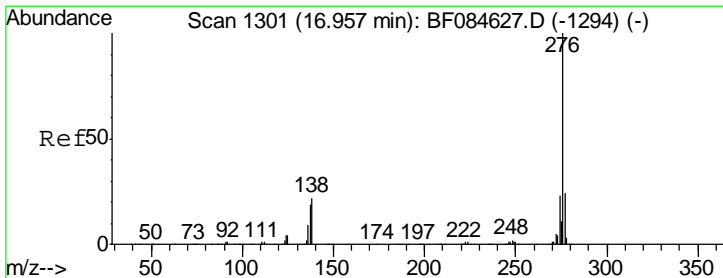
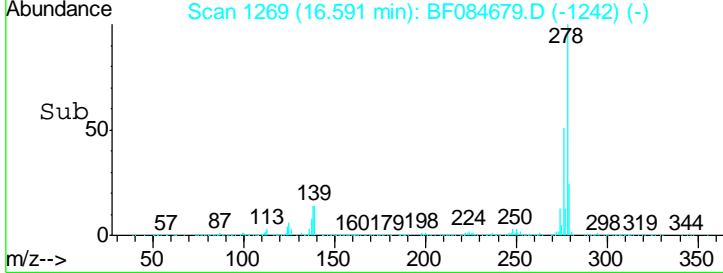
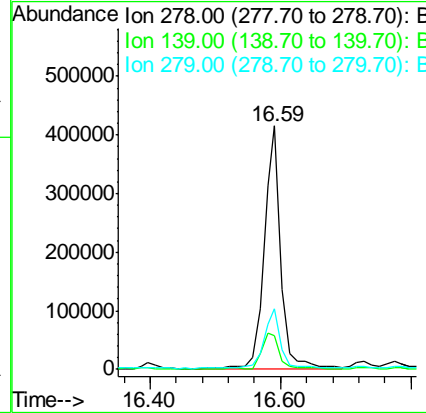
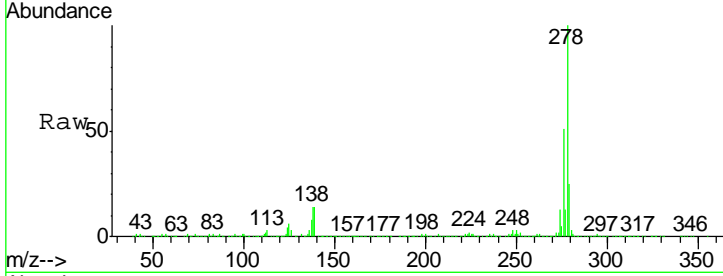




#90
 Dibenzo(a,h)anthracene
 Concen: 41.90 ng
 RT: 16.59 min Scan# 1269
 Delta R.T. 0.01 min
 Lab File: BF084679.D
 Acq: 30 Jan 2016 12:04

Instrument :
 BNA_F
 ClientSampled :
 SUP-B015(6-9)MSD

Tgt Ion	Resp	Lower	Upper
278	100		
139	14.0	15.0	22.4#
279	24.7	18.9	28.3



#91
 Benzo(g,h,i)perylene
 Concen: 44.31 ng
 RT: 16.97 min Scan# 1302
 Delta R.T. 0.01 min
 Lab File: BF084679.D
 Acq: 30 Jan 2016 12:04

Tgt Ion	Resp	Lower	Upper
276	100		
277	24.3	18.8	28.2
138	21.6	17.8	26.6

