

Data Path : Z:\SVOASRV\HPCHEM1\BNA F\DATA\BF013120\
 Data File : BF118789.D
 Acq On : 31 Jan 2020 18:33
 Operator : CG/JU
 Sample : L1325-08
 Misc :
 ALS Vial : 17 Sample Multiplier: 1

Instrument :
 BNA_F
 ClientSampleId :
 72-11976

Integration Parameters: rteint.p
 Integrator: RTE
 Smoothing : ON
 Sampling : 1
 Start Thrs: 0.2
 Stop Thrs : 0

Filtering: 5
 Min Area: 3 % of largest Peak
 Max Peaks: 100
 Peak Location: TOP

If leading or trailing edge < 100 prefer < Baseline drop else tangent >
 Peak separation: 5

Method : Z:\SVOASRV\HPCHEM1\BNA F\METHODS\8270-BF012020.M
 Title : ASP BNA STANDARDS FOR 5 POINT CALIBRATION

Signal : TIC

peak #	R.T. min	first scan	max scan	last scan	PK TY	peak height	corr. area	corr. % max.	% of total
1	2.887	131	136	144	rVB	423607	597472	6.25%	0.904%
2	4.457	398	403	408	rBV	98680	119951	1.25%	0.181%
3	4.651	431	436	444	rVB	173738	205030	2.14%	0.310%
4	5.081	504	509	519	rVB3	355843	559423	5.85%	0.846%
5	5.469	569	575	578	rBV	6041257	6859994	71.76%	10.374%
6	6.463	738	744	747	rBV	5706741	6518779	68.19%	9.858%
7	6.828	802	806	809	rBV	1844126	1531638	16.02%	2.316%
8	6.987	828	833	836	rBV	6512714	6023119	63.00%	9.109%
9	7.387	895	901	904	rBV	4538030	4860956	50.85%	7.351%
10	8.104	1019	1023	1027	rBV	2133323	2036917	21.31%	3.080%
11	9.186	1201	1207	1210	rBV	8761615	9559795	100.00%	14.457%
12	9.269	1217	1221	1226	rBV2	129648	142889	1.49%	0.216%
13	9.575	1270	1273	1277	rBV	185499	176713	1.85%	0.267%
14	9.798	1307	1311	1314	rVB	204722	164080	1.72%	0.248%
15	9.863	1314	1322	1325	rBV	2785889	2511844	26.28%	3.799%
16	10.298	1390	1396	1399	rBV	230620	191913	2.01%	0.290%
17	10.651	1450	1456	1460	rBV	6084670	6478571	67.77%	9.797%
18	10.769	1473	1476	1486	rVB	191459	223269	2.34%	0.338%
19	11.222	1549	1553	1555	rBV2	141774	133872	1.40%	0.202%
20	11.345	1570	1574	1578	rBV	2786257	2389884	25.00%	3.614%
21	11.874	1661	1664	1674	rBV	549015	558037	5.84%	0.844%
22	12.427	1755	1758	1760	rBV	155223	169132	1.77%	0.256%
23	12.445	1760	1761	1770	rVB2	170056	140040	1.46%	0.212%
24	12.663	1794	1798	1805	rBV	207684	262174	2.74%	0.396%
25	12.933	1839	1844	1848	rBV	8429645	9042907	94.59%	13.675%
26	13.833	1993	1997	2009	rBV	154476	215035	2.25%	0.325%
27	13.980	2018	2022	2026	rBV	1856423	1601793	16.76%	2.422%
28	14.457	2099	2103	2109	rBV	166019	150849	1.58%	0.228%
29	14.762	2150	2155	2160	rBV	203838	213720	2.24%	0.323%
30	15.092	2206	2211	2216	rBV	223034	264757	2.77%	0.400%
31	15.433	2263	2269	2272	rBV	1369434	1629148	17.04%	2.464%
32	15.468	2272	2275	2281	rVB	202549	256086	2.68%	0.387%
33	15.898	2343	2348	2353	rBV	141077	214095	2.24%	0.324%
34	16.398	2427	2433	2439	rBV	67393	121972	1.28%	0.184%

LSC Area Percent Report

Data Path : Z:\SVOASRV\HPCHEM1\BNA F\DATA\BF013120\
Data File : BF118789.D
Acq On : 31 Jan 2020 18:33
Operator : CG/JU
Sample : L1325-08
Misc :
ALS Vial : 17 Sample Multiplier: 1

Instrument :
BNA_F
ClientSampleId :
72-11976

Integration Parameters: rteint.p
Integrator: RTE
Smoothing : ON Filtering: 5
Sampling : 1 Min Area: 3 % of largest Peak
Start Thrs: 0.2 Max Peaks: 100
Stop Thrs : 0 Peak Location: TOP

If leading or trailing edge < 100 prefer < Baseline drop else tangent >
Peak separation: 5

Method : Z:\SVOASRV\HPCHEM1\BNA F\METHODS\8270-BF012020.M
Title : ASP BNA STANDARDS FOR 5 POINT CALIBRATION

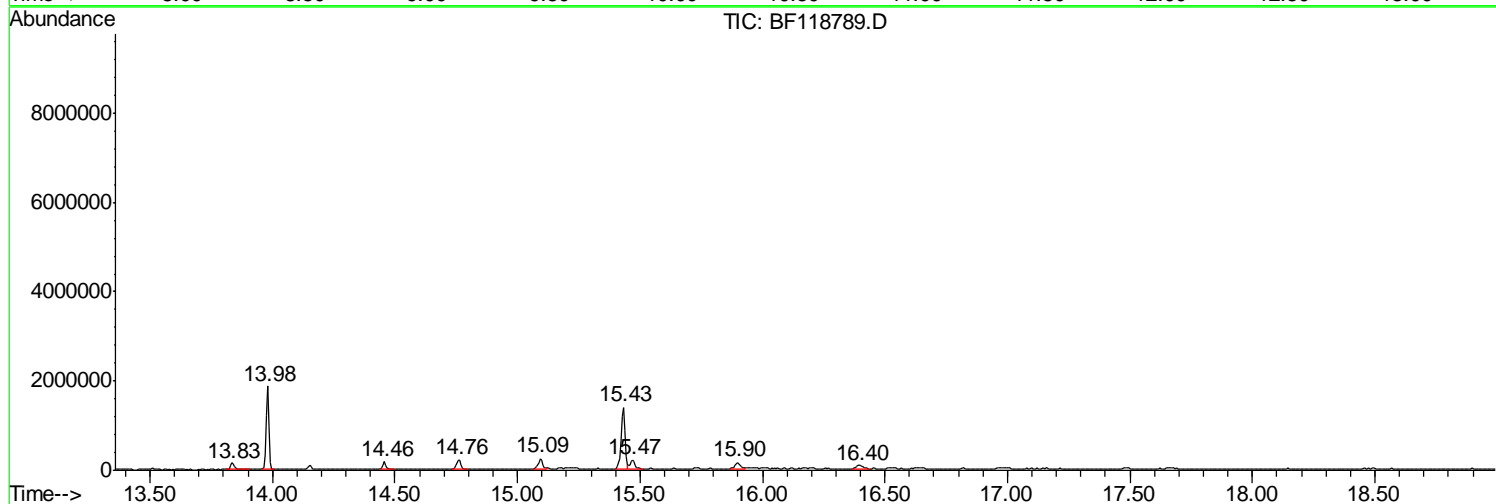
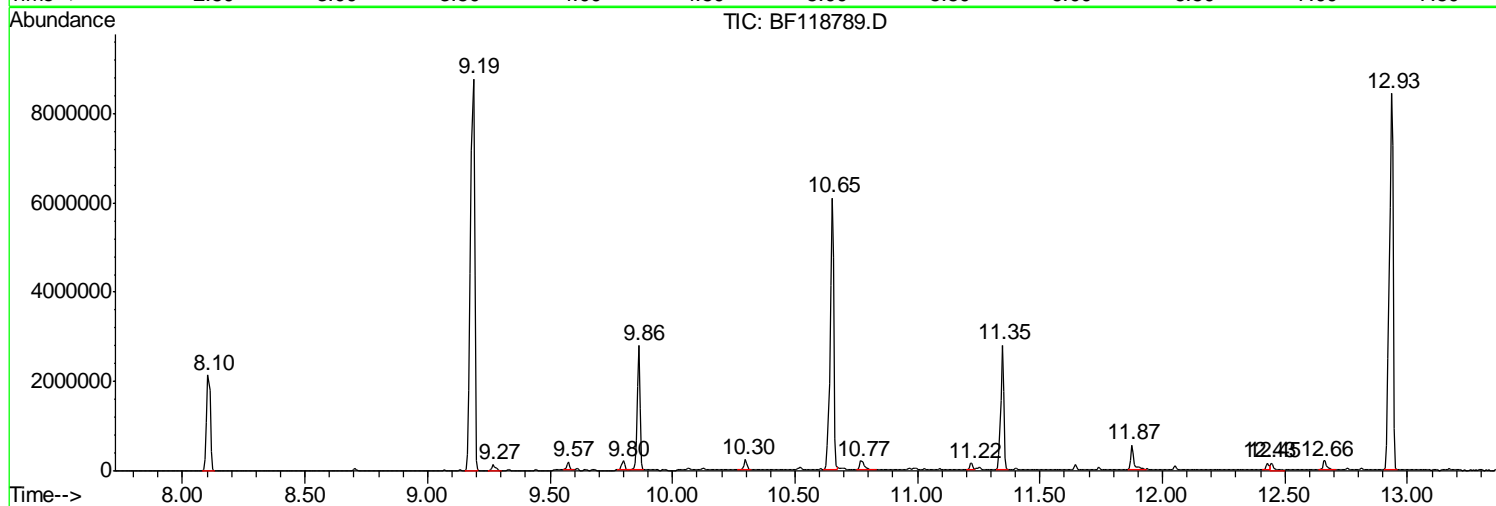
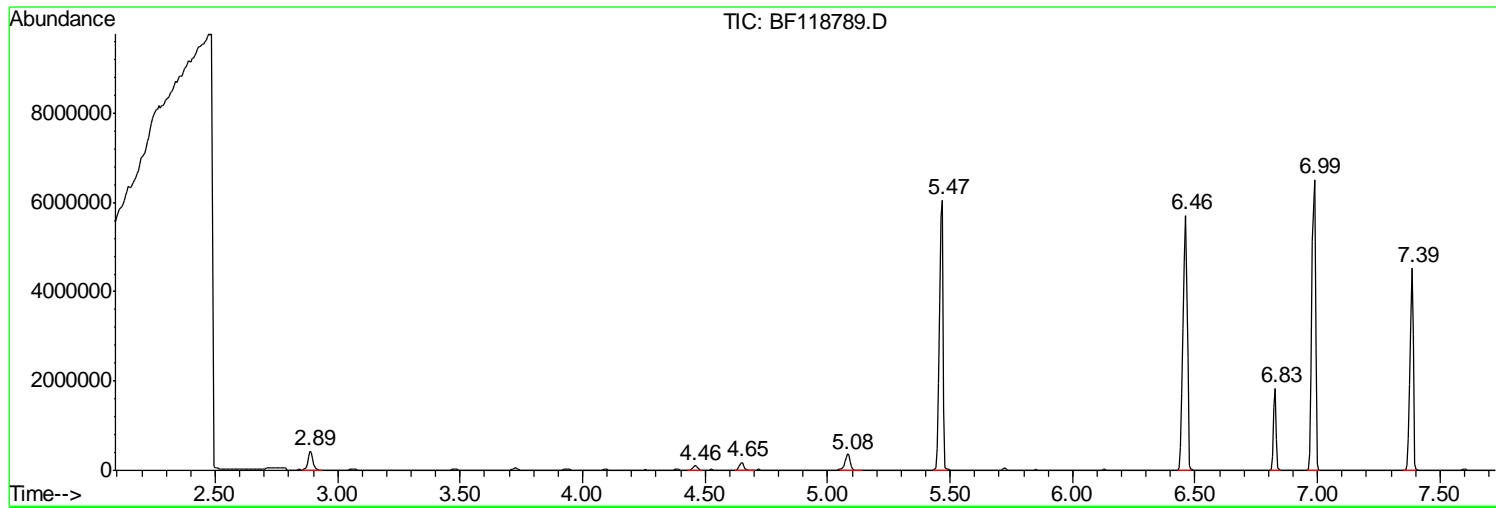
Sum of corrected areas: 66125854

Data Path : Z:\SVOASRV\HPCHEM1\BNA F\DATA\BF013120\
Data File : BF118789.D
Acq On : 31 Jan 2020 18:33
Operator : CG/JU
Sample : L1325-08
Misc :
ALS Vial : 17 Sample Multiplier: 1

Instrument :
BNA_F
Client Sampled :
72-11976

Quant Method : Z:\SVOASRV\HPCHEM1\BNA F\METHODS\8270-BF012020.M
Quant Title : ASP BNA STANDARDS FOR 5 POINT CALIBRATION

TIC Library : C:\DATABASE\NIST11.L
TIC Integration Parameters: LSCINT.P



Data Path : Z:\SVOASRV\HPCHEM1\BNA F\DATA\BF013120\
 Data File : BF118789.D
 Acq On : 31 Jan 2020 18:33
 Operator : CG/JU
 Sample : L1325-08
 Misc :
 ALS Vial : 17 Sample Multiplier: 1

Instrument :
 BNA_F
 ClientSampleID :
 72-11976

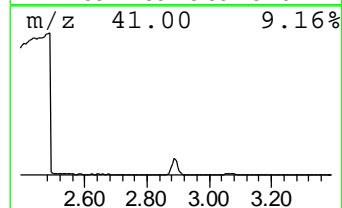

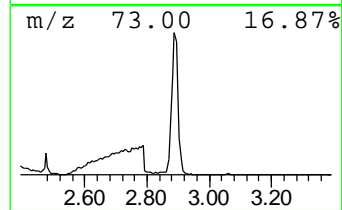
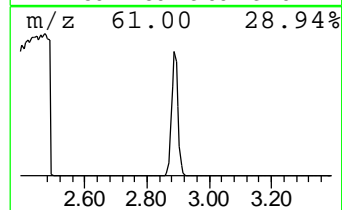
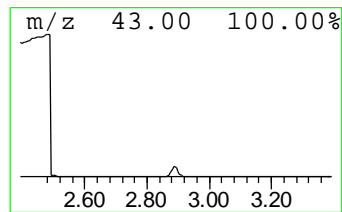
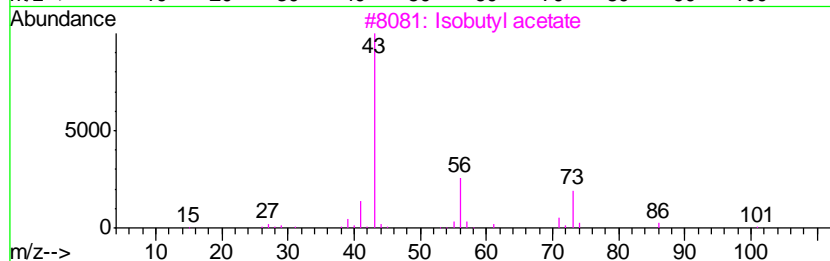
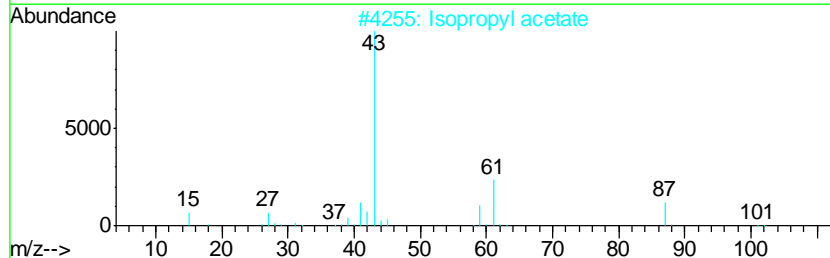
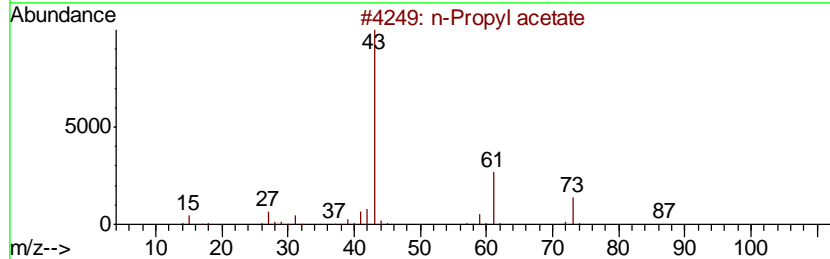
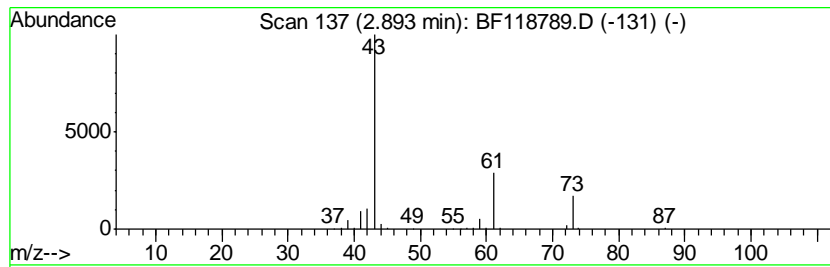
Quant Method : Z:\SVOASRV\HPCHEM1\BNA F\METHODS\8270-BF012020.M
 Quant Title : ASP BNA STANDARDS FOR 5 POINT CALIBRATION

TIC Library : C:\DATABASE\NIST11.L
 TIC Integration Parameters: LSCINT.P

 Peak Number 1 n-Propyl acetate Concentration Rank 2

R.T.	EstConc	Area	Relative to ISTD	R.T.
2.89	7.80 ng	597472	1,4-Dichlorobenzene-d4	6.83

Hit#	of	Tentative ID	MW	MolForm	CAS#	Qual
1	5	n-Propyl acetate	102	C5H10O2	000109-60-4	83
2		Isopropyl acetate	102	C5H10O2	000108-21-4	38
3		Isobutyl acetate	116	C6H12O2	000110-19-0	9
4		Propanal, 2,3-dihydroxy-, (S)-	90	C3H6O3	000497-09-6	9
5		1-Butanamine	73	C4H11N	000109-73-9	5



Data Path : Z:\SVOASRV\HPCHEM1\BNA F\DATA\BF013120\
 Data File : BF118789.D
 Acq On : 31 Jan 2020 18:33
 Operator : CG/JU
 Sample : L1325-08
 Misc :
 ALS Vial : 17 Sample Multiplier: 1

Instrument :
 BNA_F
 ClientSampleID :
 72-11976

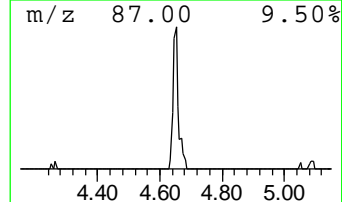
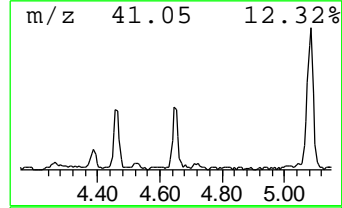
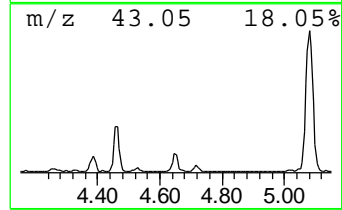
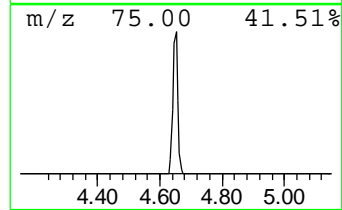
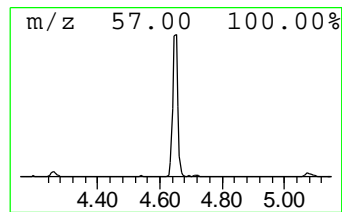
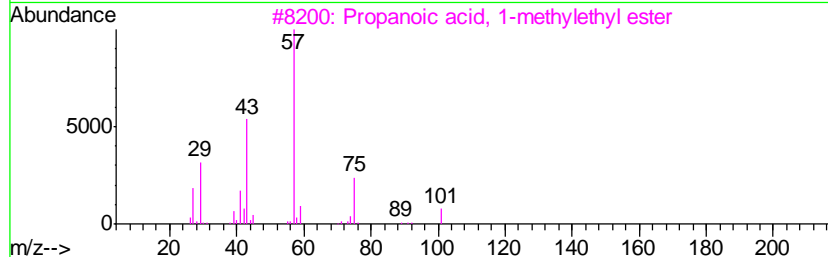
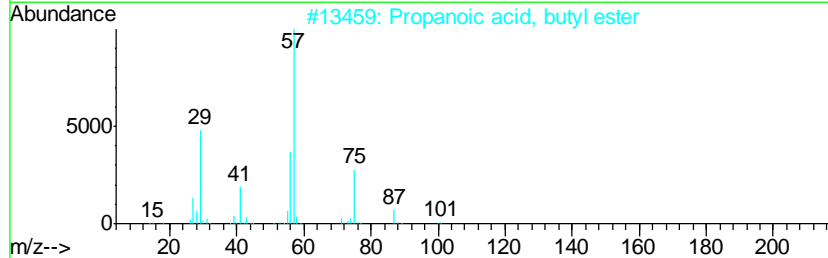
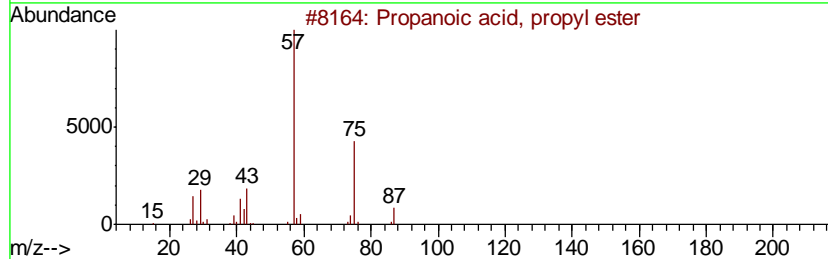
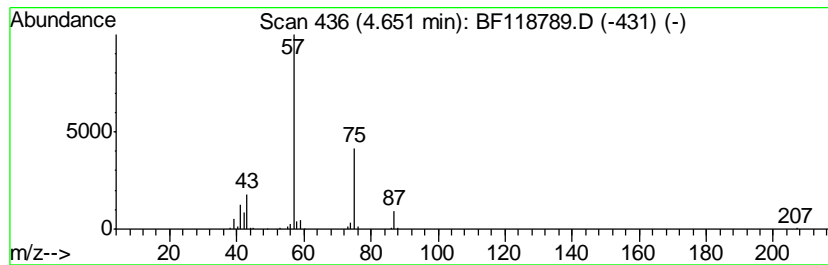
Quant Method : Z:\SVOASRV\HPCHEM1\BNA F\METHODS\8270-BF012020.M
 Quant Title : ASP BNA STANDARDS FOR 5 POINT CALIBRATION

TIC Library : C:\DATABASE\NIST11.L
 TIC Integration Parameters: LSCINT.P

 Peak Number 2 Propanoic acid, propyl ester Concentration Rank 8

R.T.	EstConc	Area	Relative to ISTD	R.T.
4.65	2.68 ng	205030	1,4-Dichlorobenzene-d4	6.83

Hit#	of	Tentative ID	MW	MolForm	CAS#	Qual
1	5	Propanoic acid, propyl ester	116	C6H12O2	000106-36-5	83
2		Propanoic acid, butyl ester	130	C7H14O2	000590-01-2	39
3		Propanoic acid, 1-methylethyl ester	116	C6H12O2	000637-78-5	25
4		di-tert-Butyl dicarbonate	218	C10H18O5	024424-99-5	10
5		Sulfone, 2-hydroxypropyl t-butyl	180	C7H16O3S	154619-05-3	9



Data Path : Z:\SVOASRV\HPCHEM1\BNA F\DATA\BF013120\
 Data File : BF118789.D
 Acq On : 31 Jan 2020 18:33
 Operator : CG/JU
 Sample : L1325-08
 Misc :
 ALS Vial : 17 Sample Multiplier: 1

Instrument :
 BNA_F
 ClientSampleID :
 72-11976

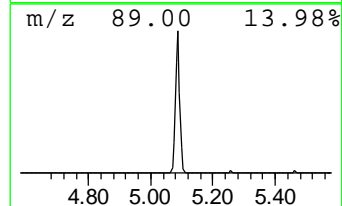
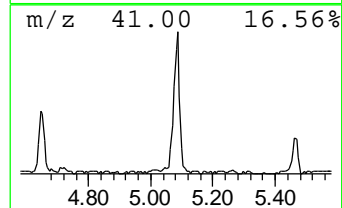
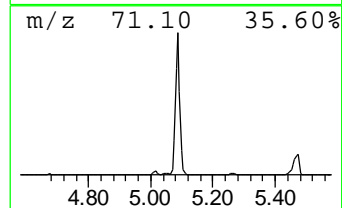
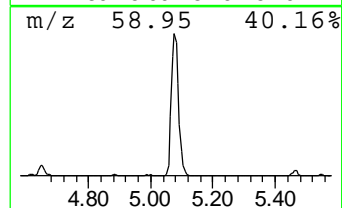
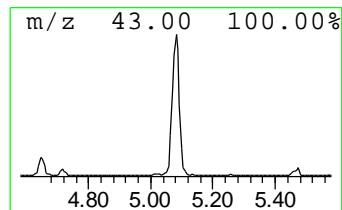
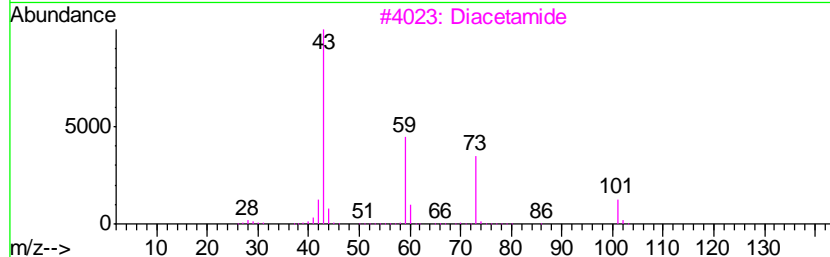
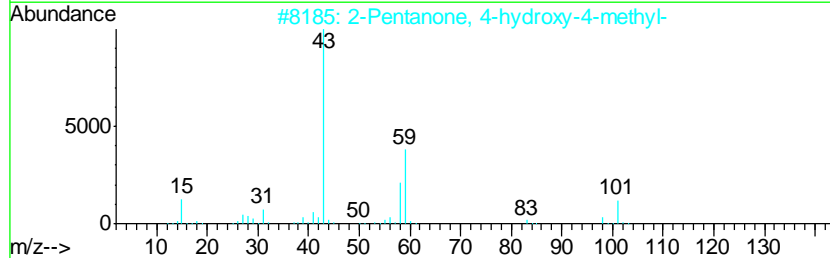
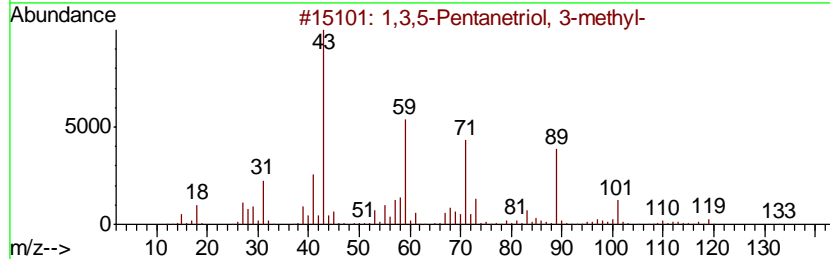
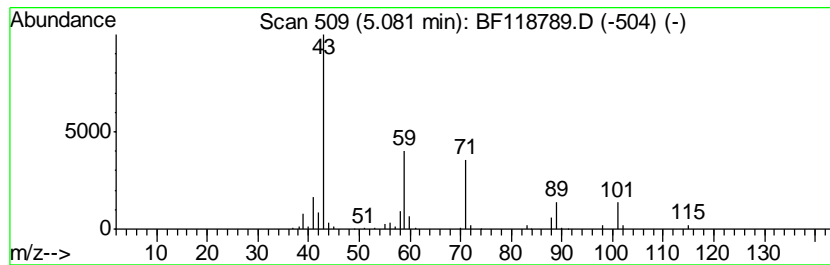
Quant Method : Z:\SVOASRV\HPCHEM1\BNA F\METHODS\8270-BF012020.M
 Quant Title : ASP BNA STANDARDS FOR 5 POINT CALIBRATION

TIC Library : C:\DATABASE\NIST11.L
 TIC Integration Parameters: LSCINT.P

 Peak Number 3 unknown5.08 Concentration Rank 3

R.T.	EstConc	Area	Relative to ISTD	R.T.
5.08	7.30 ng	559423	1,4-Dichlorobenzene-d4	6.83

Hit#	of	Tentative ID	MW	MolForm	CAS#	Qual
1	5	1,3,5-Pentanetriol, 3-methyl-	134	C6H14O3	007564-64-9	39
2		2-Pentanone, 4-hydroxy-4-methyl-	116	C6H12O2	000123-42-2	38
3		Diacetamide	101	C4H7NO2	000625-77-4	38
4		Butanoic acid, 1-methylethyl ester	130	C7H14O2	000638-11-9	35
5		Propanoic acid, 2-methyl-, 1-met...	130	C7H14O2	000617-50-5	25



Data Path : Z:\SVOASRV\HPCHEM1\BNA F\DATA\BF013120\
 Data File : BF118789.D
 Acq On : 31 Jan 2020 18:33
 Operator : CG/JU
 Sample : L1325-08
 Misc :
 ALS Vial : 17 Sample Multiplier: 1

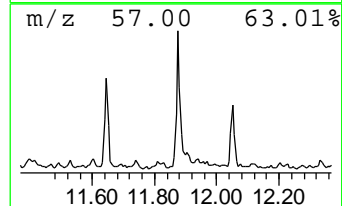
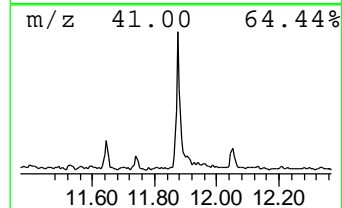
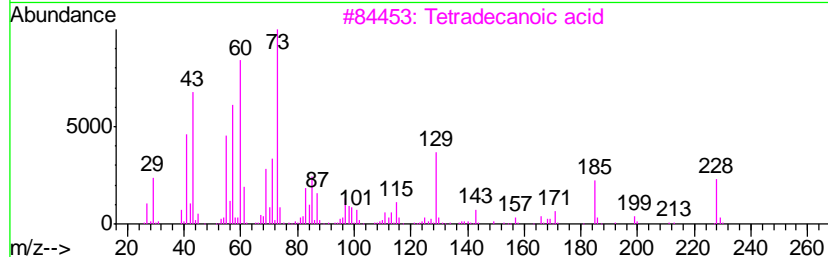
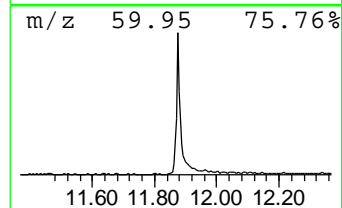
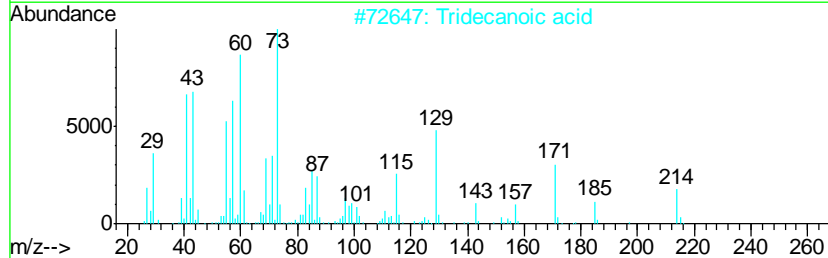
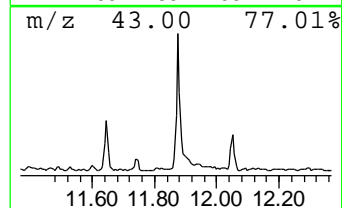
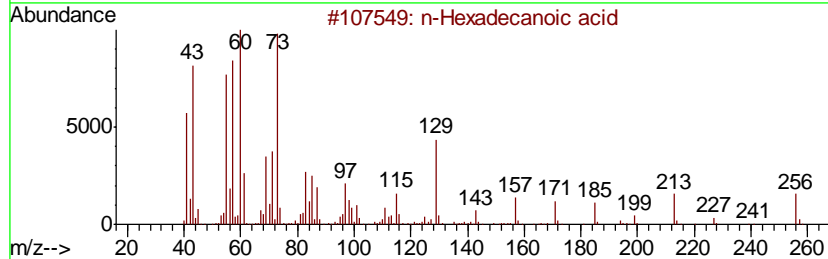
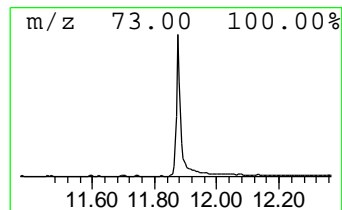
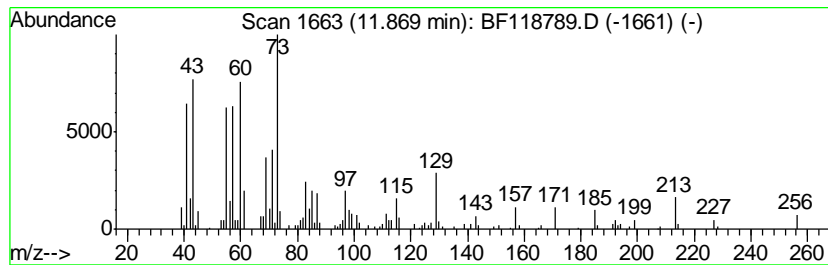
Instrument :
 BNA_F
 ClientSampleID :
 72-11976

Quant Method : Z:\SVOASRV\HPCHEM1\BNA F\METHODS\8270-BF012020.M
 Quant Title : ASP BNA STANDARDS FOR 5 POINT CALIBRATION

TIC Library : C:\DATABASE\NIST11.L
 TIC Integration Parameters: LSCINT.P

 Peak Number 5 n-Hexadecanoic acid Concentration Rank 4

R.T.	EstConc	Area	Relative to ISTD	R.T.		
11.87	4.67 ng	558037	Phenanthrene-d10	11.35		
Hit# of	5	Tentative ID	MW	MolForm	CAS#	Qual
1		n-Hexadecanoic acid	256	C16H32O2	000057-10-3	99
2		Tridecanoic acid	214	C13H26O2	000638-53-9	93
3		Tetradecanoic acid	228	C14H28O2	000544-63-8	93
4		Pentadecanoic acid	242	C15H30O2	001002-84-2	87
5		Octadecanoic acid	284	C18H36O2	000057-11-4	87



Data Path : Z:\SVOASRV\HPCHEM1\BNA F\DATA\BF013120\
 Data File : BF118789.D
 Acq On : 31 Jan 2020 18:33
 Operator : CG/JU
 Sample : L1325-08
 Misc :
 ALS Vial : 17 Sample Multiplier: 1

Instrument :
 BNA_F
 ClientSampleID :
 72-11976

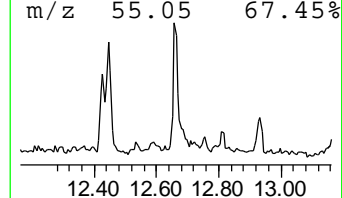
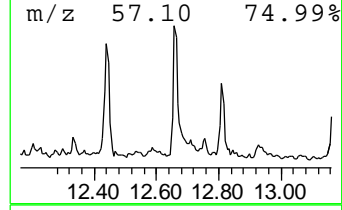
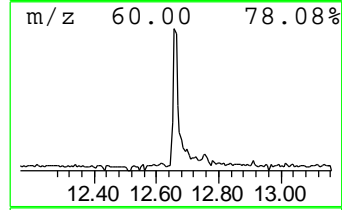
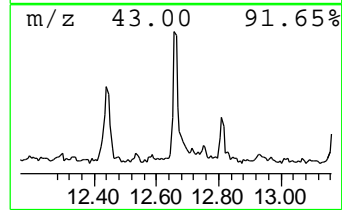
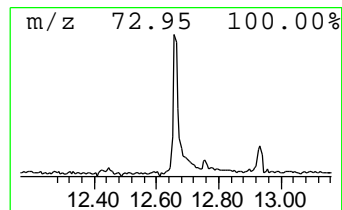
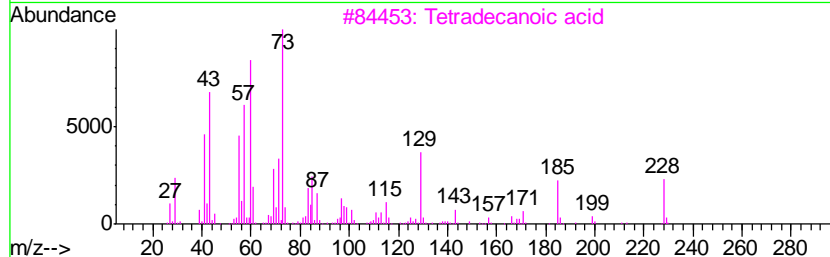
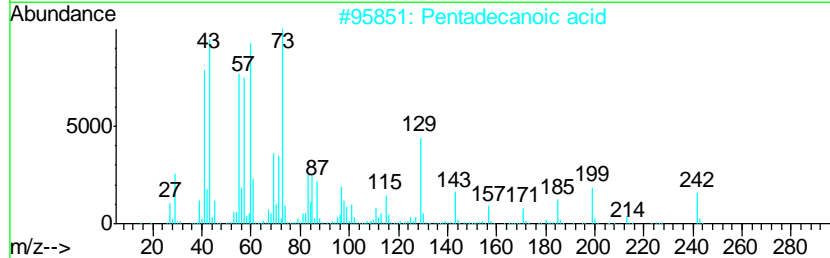
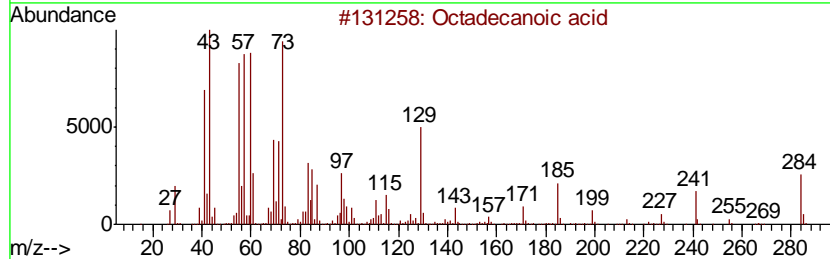
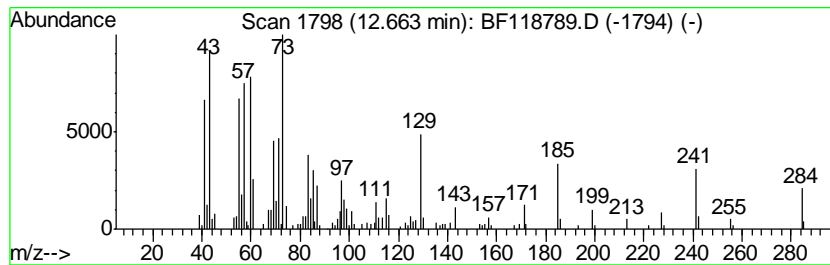
Quant Method : Z:\SVOASRV\HPCHEM1\BNA F\METHODS\8270-BF012020.M
 Quant Title : ASP BNA STANDARDS FOR 5 POINT CALIBRATION

TIC Library : C:\DATABASE\NIST11.L
 TIC Integration Parameters: LSCINT.P

 Peak Number 6 Octadecanoic acid Concentration Rank 5

R.T.	EstConc	Area	Relative to ISTD	R.T.
12.66	3.27 ng	262174	Chrysene-d12	13.98

Hit#	of	Tentative ID	MW	MolForm	CAS#	Qual
1	5	Octadecanoic acid	284	C18H36O2	000057-11-4	99
2		Pentadecanoic acid	242	C15H30O2	001002-84-2	74
3		Tetradecanoic acid	228	C14H28O2	000544-63-8	72
4		n-Decanoic acid	172	C10H20O2	000334-48-5	64
5		Undecanoic acid	186	C11H22O2	000112-37-8	59



Data Path : Z:\SVOASRV\HPCHEM1\BNA F\DATA\BF013120\
 Data File : BF118789.D
 Acq On : 31 Jan 2020 18:33
 Operator : CG/JU
 Sample : L1325-08
 Misc :
 ALS Vial : 17 Sample Multiplier: 1

Instrument :
 BNA_F
 ClientSampleID :
 72-11976

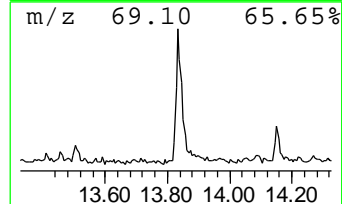
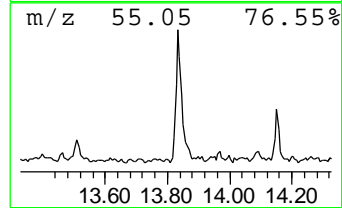
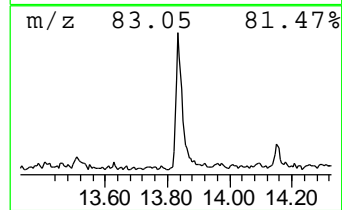
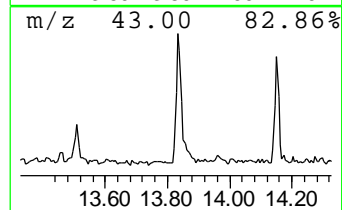
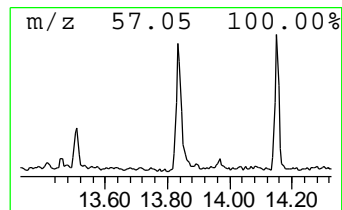
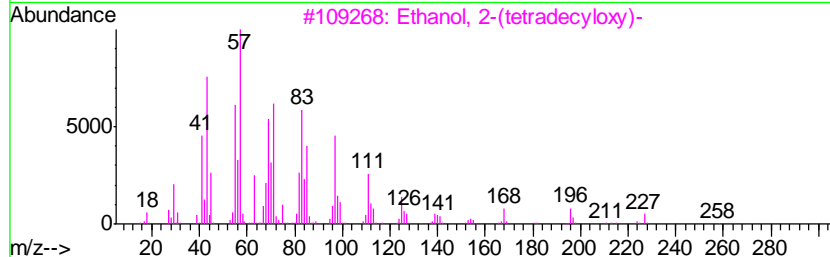
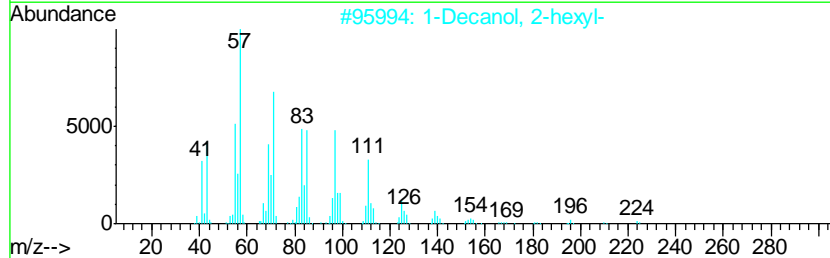
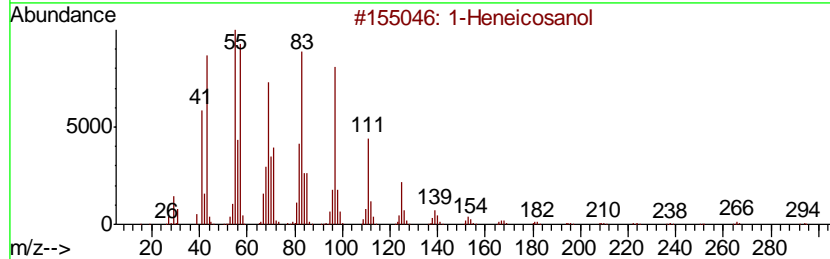
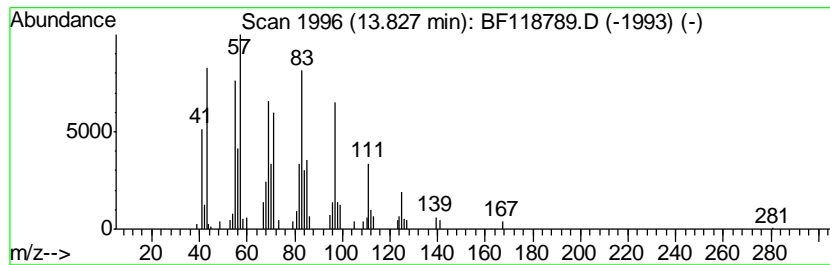
Quant Method : Z:\SVOASRV\HPCHEM1\BNA F\METHODS\8270-BF012020.M
 Quant Title : ASP BNA STANDARDS FOR 5 POINT CALIBRATION

TIC Library : C:\DATABASE\NIST11.L
 TIC Integration Parameters: LSCINT.P

 Peak Number 7 1-Heneicosanol Concentration Rank 7

R.T.	EstConc	Area	Relative to ISTD	R.T.
13.83	2.68 ng	215035	Chrysene-d12	13.98

Hit#	of	Tentative ID	MW	MolForm	CAS#	Qual
1	5	1-Heneicosanol	312	C21H44O	015594-90-8	92
2		1-Decanol, 2-hexyl-	242	C16H34O	002425-77-6	91
3		Ethanol, 2-(tetradecyloxy)-	258	C16H34O2	002136-70-1	91
4		Heptafluorobutyric acid, pentade...	424	C19H31F7O2	959261-23-5	89
5		Heptadecyl heptafluorobutyrate	452	C21H35F7O2	959085-66-6	87



Data Path : Z:\SVOASRV\HPCHEM1\BNA F\DATA\BF013120\
 Data File : BF118789.D
 Acq On : 31 Jan 2020 18:33
 Operator : CG/JU
 Sample : L1325-08
 Misc :
 ALS Vial : 17 Sample Multiplier: 1

Instrument :
 BNA_F
 ClientSampleID :
 72-11976

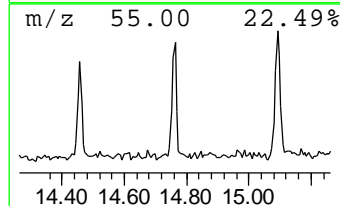
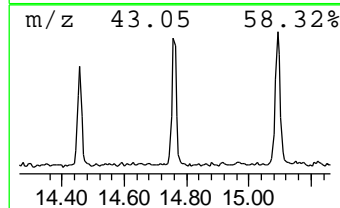
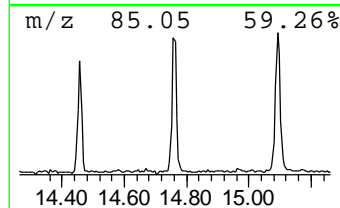
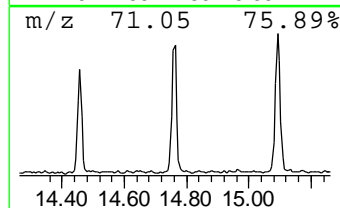
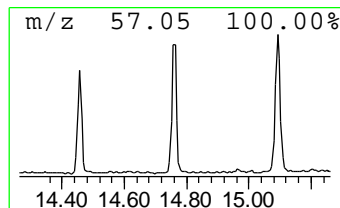
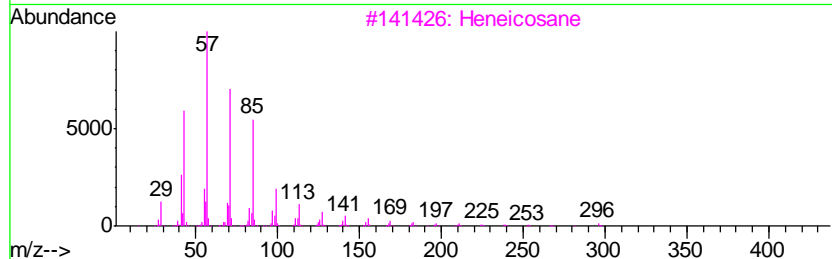
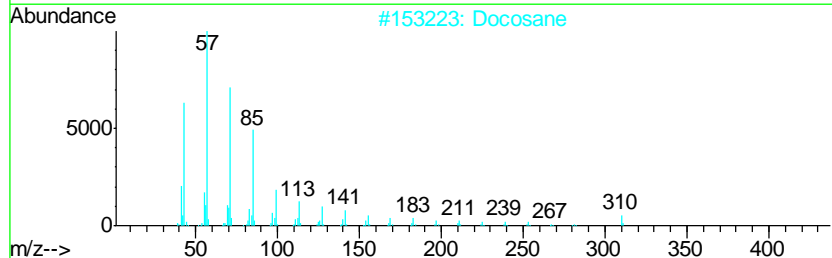
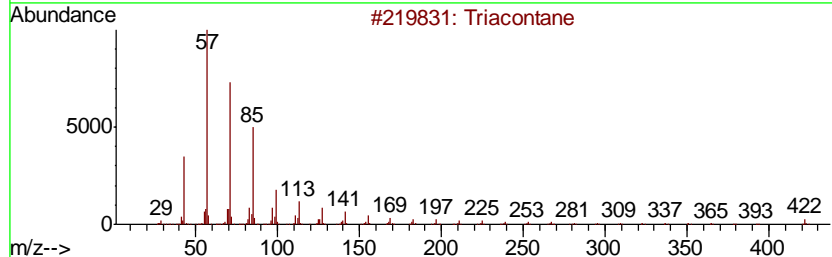
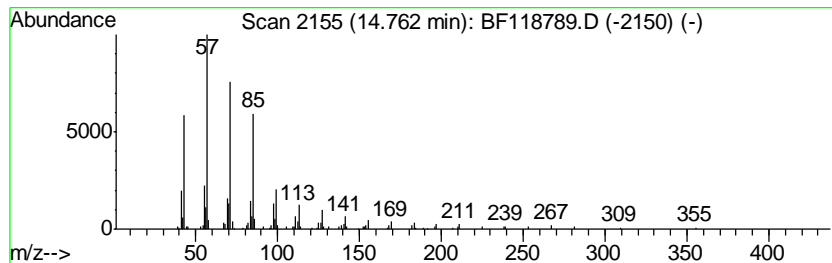
Quant Method : Z:\SVOASRV\HPCHEM1\BNA F\METHODS\8270-BF012020.M
 Quant Title : ASP BNA STANDARDS FOR 5 POINT CALIBRATION

TIC Library : C:\DATABASE\NIST11.L
 TIC Integration Parameters: LSCINT.P

 Peak Number 8 Triacontane Concentration Rank 10

R.T.	EstConc	Area	Relative to ISTD	R.T.
14.76	2.62 ng	213720	Perylene-d12	15.43

Hit#	of	Tentative ID	MW	MolForm	CAS#	Qual
1	5	Triacontane	422	C30H62	000638-68-6	91
2		Docosane	310	C22H46	000629-97-0	91
3		Heneicosane	296	C21H44	000629-94-7	91
4		Hexacosane	366	C26H54	000630-01-3	91
5		2-methyloctacosane	408	C29H60	1000376-72-8	91



Data Path : Z:\SVOASRV\HPCHEM1\BNA F\DATA\BF013120\
 Data File : BF118789.D
 Acq On : 31 Jan 2020 18:33
 Operator : CG/JU
 Sample : L1325-08
 Misc :
 ALS Vial : 17 Sample Multiplier: 1

Instrument :
 BNA_F
 ClientSampled :
 72-11976

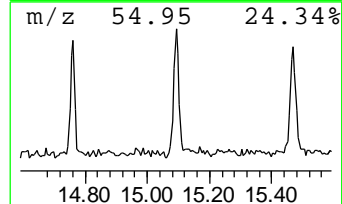
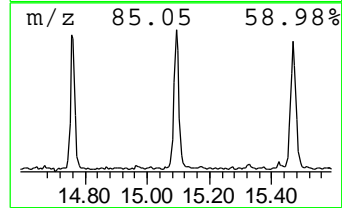
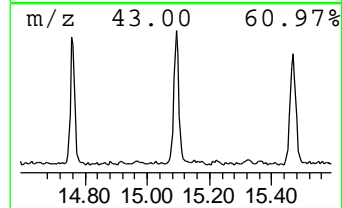
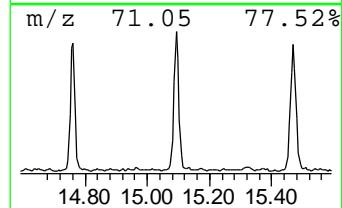
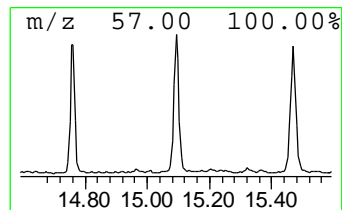
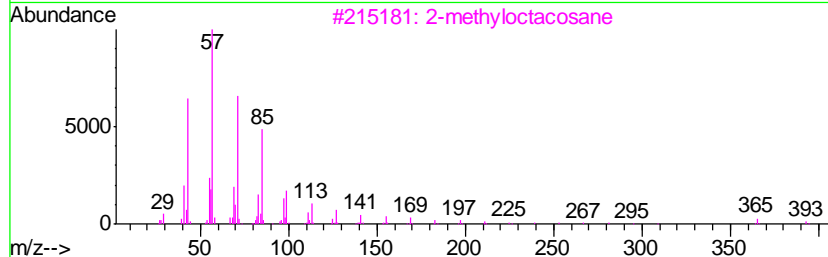
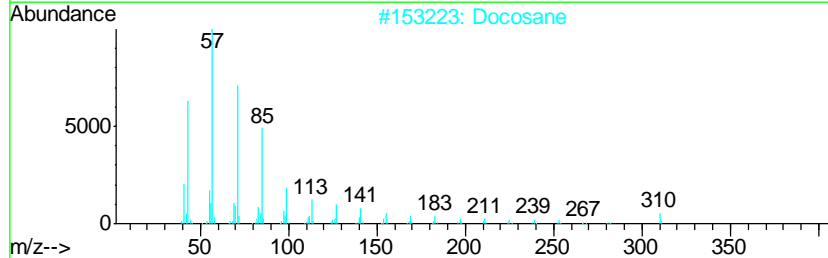
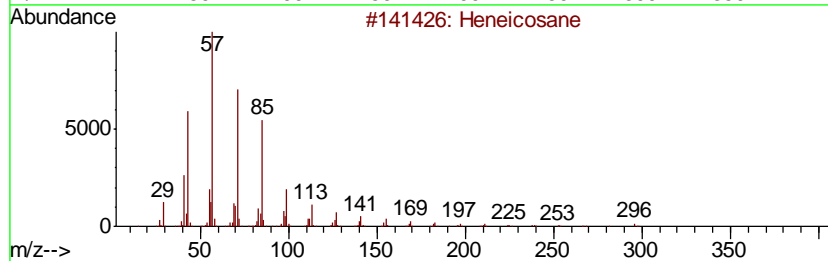
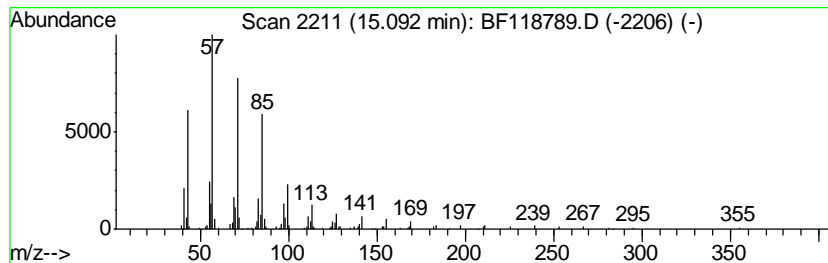
Quant Method : Z:\SVOASRV\HPCHEM1\BNA F\METHODS\8270-BF012020.M
 Quant Title : ASP BNA STANDARDS FOR 5 POINT CALIBRATION

TIC Library : C:\DATABASE\NIST11.L
 TIC Integration Parameters: LSCINT.P

 Peak Number 9 Heneicosane Concentration Rank 6

R.T.	EstConc	Area	Relative to ISTD	R.T.
15.09	3.25 ng	264757	Perylene-d12	15.43

Hit# of	5	Tentative ID	MW	MolForm	CAS#	Qual
1		Heneicosane	296	C21H44	000629-94-7	91
2		Docosane	310	C22H46	000629-97-0	91
3		2-methyloctacosane	408	C29H60	1000376-72-8	91
4		Triacontane	422	C30H62	000638-68-6	91
5		Octacosane	394	C28H58	000630-02-4	91



Data Path : Z:\SVOASRV\HPCHEM1\BNA F\DATA\BF013120\
 Data File : BF118789.D
 Acq On : 31 Jan 2020 18:33
 Operator : CG/JU
 Sample : L1325-08
 Misc :
 ALS Vial : 17 Sample Multiplier: 1

Instrument :
 BNA_F
 ClientSampleID :
 72-11976

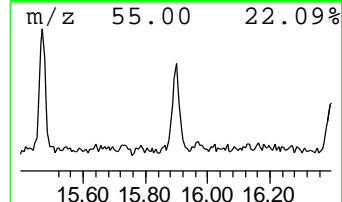
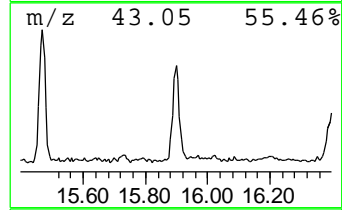
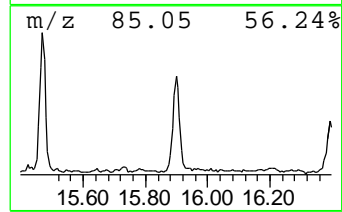
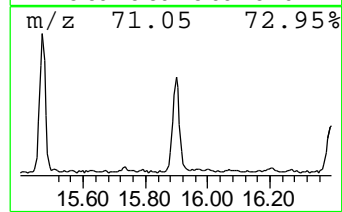
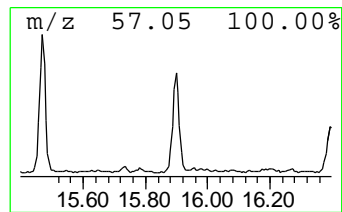
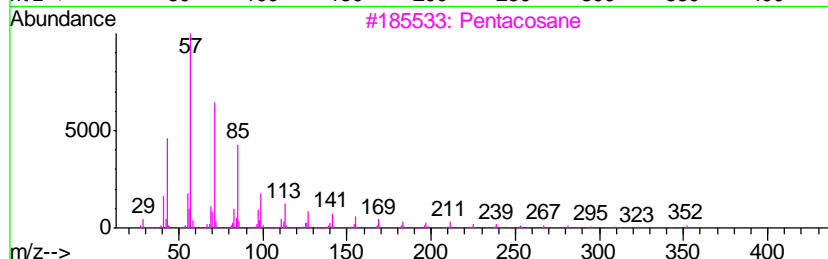
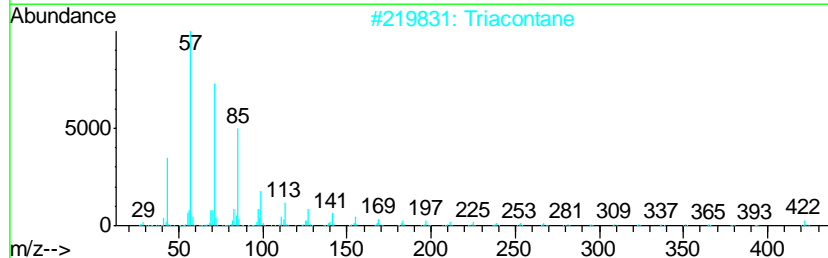
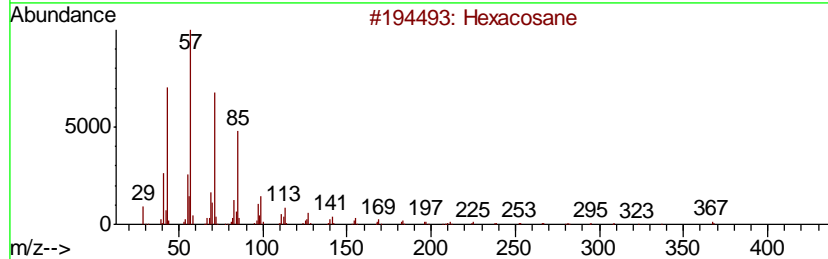

Quant Method : Z:\SVOASRV\HPCHEM1\BNA F\METHODS\8270-BF012020.M
 Quant Title : ASP BNA STANDARDS FOR 5 POINT CALIBRATION

TIC Library : C:\DATABASE\NIST11.L
 TIC Integration Parameters: LSCINT.P

 Peak Number 10 Hexacosane Concentration Rank 9

R.T.	EstConc	Area	Relative to ISTD	R.T.
15.90	2.63 ng	214095	Perylene-d12	15.43

Hit#	of	Tentative ID	MW	MolForm	CAS#	Qual
1	5	Hexacosane	366	C26H54	000630-01-3	91
2		triacontane	422	C30H62	000638-68-6	91
3		Pentacosane	352	C25H52	000629-99-2	91
4		2-methyloctacosane	408	C29H60	1000376-72-8	91
5		Pentadecane, 8-hexyl-	296	C21H44	013475-75-7	91



Data Path : Z:\SVOASRV\HPCHEM1\BNA_F\DATA\BF013120\
 Data File : BF118789.D
 Acq On : 31 Jan 2020 18:33
 Operator : CG/JU
 Sample : L1325-08
 Misc :
 ALS Vial : 17 Sample Multiplier: 1

Instrument :
 BNA_F
 ClientSampleId :
 72-11976

Quant Method : Z:\SVOASRV\HPCHEM1\BNA_F\METHODS\8270-BF012020.M
 Quant Title : ASP BNA STANDARDS FOR 5 POINT CALIBRATION

TIC Library : C:\DATABASE\NIST11.L
 TIC Integration Parameters: LSCINT.P

TIC Top Hit name	RT	EstConc	Units	Response	--Internal Standard--			
					#	RT	Resp	Conc
n-Propyl acetate	2.89	7.8	ng	597472	1	6.83	1531640	20.0
Propanoic acid, p...	4.65	2.7	ng	205030	1	6.83	1531640	20.0
unknown5.08	5.08	7.3	ng	559423	1	6.83	1531640	20.0
n-Hexadecanoic acid	11.87	4.7	ng	558037	4	11.35	2389880	20.0
Octadecanoic acid	12.66	3.3	ng	262174	5	13.98	1601790	20.0
1-Heneicosanol	13.83	2.7	ng	215035	5	13.98	1601790	20.0
Triacontane	14.76	2.6	ng	213720	6	15.43	1629150	20.0
Heneicosane	15.09	3.3	ng	264757	6	15.43	1629150	20.0
Hexacosane	15.90	2.6	ng	214095	6	15.43	1629150	20.0