LSC Area Percent Report

Data Path : Z:\HPCHEM1\BNA_F\Data\BF020315\
Data File : BF077172.D
Acq On : 3 Feb 2015 21:11
Operator : TP/IZ
Sample : G1199-05
Misc :
ALS Vial : 13 Sample Multiplier: 1

Instrument :
BNA_F
ClientSampleId :
DCW-WW-054A-13015

Integration Parameters: rteint.p
Integrator: RTE
Smoothing : ON Filtering: 5
Sampling : 1 Min Area: 3 % of largest Peak
Start Thrs: 0.2 Max Peaks: 100
Stop Thrs : 0 Peak Location: TOP

If leading or trailing edge < 100 prefer < Baseline drop else tangent >
Peak separation: 5

Method : Z:\HPCHEM1\BNA_F\METHODS\8270-BF011415.M
Title : ASP BNA STANDARDS FOR 5 POINT CALIBRATION

Signal : TIC

peak #	R.T. min	first scan	max scan	last scan	PK TY	peak height	corr. area	corr. % max.	% of total
1	1.310	36	37	40	rBV	6139	14462	1.31%	0.231%
2	1.378	42	43	56	rVB2	45180	101332	9.15%	1.621%
3	3.744	248	250	255	rBV2	11001	33093	2.99%	0.529%
4	4.693	330	333	340	rBV2	88460	231767	20.93%	3.707%
5	5.756	421	426	428	rBV	4601	14399	1.30%	0.230%
6	7.013	534	536	539	rBV	3780	11083	1.00%	0.177%
7	7.093	541	543	547	rVV	56902	119307	10.78%	1.908%
8	7.173	547	550	557	rVB	305033	632451	57.12%	10.115%
9	7.688	592	595	598	rBV2	75178	137547	12.42%	2.200%
10	7.996	619	622	628	rVV	373517	612513	55.32%	9.796%
11	8.991	705	709	715	rBV	256004	469541	42.41%	7.510%
12	9.333	737	739	743	rVB	6993	15029	1.36%	0.240%
13	10.591	846	849	855	rBV	124658	200399	18.10%	3.205%
14	12.214	990	991	995	rBV	4655	11770	1.06%	0.188%
15	13.242	1078	1081	1086	rBV	649809	982471	88.73%	15.713%
16	14.328	1172	1176	1179	rVB2	6730	15188	1.37%	0.243%
17	14.705	1206	1209	1217	rVB2	125561	227763	20.57%	3.643%
18	16.294	1343	1348	1350	rVB	3999	11303	1.02%	0.181%
19	16.397	1353	1357	1358	rBV	27466	39976	3.61%	0.639%
20	16.443	1358	1361	1366	rVB	379384	515587	46.57%	8.246%
21	17.563	1456	1459	1464	rBV	197706	237360	21.44%	3.796%
22	19.814	1653	1656	1658	rBV	843964	1107207	100.00%	17.708%
23	20.032	1673	1675	1679	rBV	6067	16284	1.47%	0.260%
24	21.072	1763	1766	1770	rBV	215721	263003	23.75%	4.206%
25	22.695	1905	1908	1912	rVB	180880	217566	19.65%	3.480%
26	26.912	2274	2277	2281	rBV	4065	14181	1.28%	0.227%

Sum of corrected areas: 6252582

Data Path : Z:\HPCHEM1\BNA_F\Data\BF020315\
Data File : BF077172.D
Acq On : 3 Feb 2015 21:11
Operator : TP/IZ
Sample : G1199-05
Misc :
ALS Vial : 13 Sample Multiplier: 1

Instrument :
BNA_F
ClientSampleId :
DCW-WW-054A-13015

Quant Method : Z:\HPCHEM1\BNA_F\METHODS\8270-BF011415.M
Quant Title : ASP BNA STANDARDS FOR 5 POINT CALIBRATION

TIC Library : C:\DATABASE\NIST02.L
TIC Integration Parameters: LSCINT.P

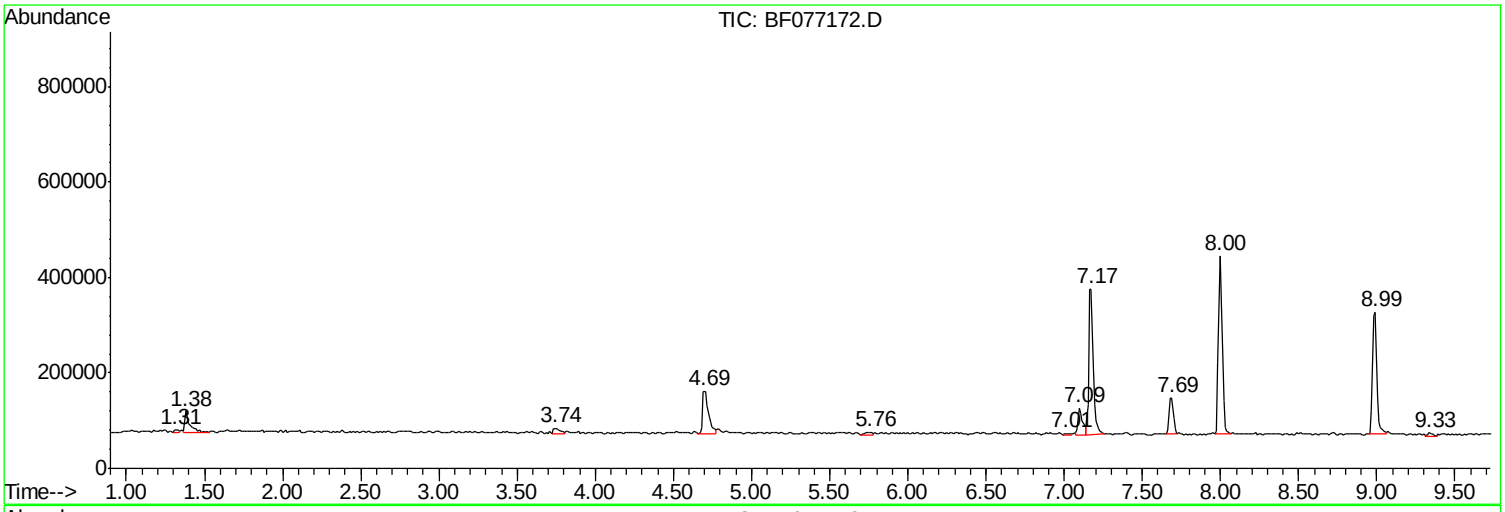

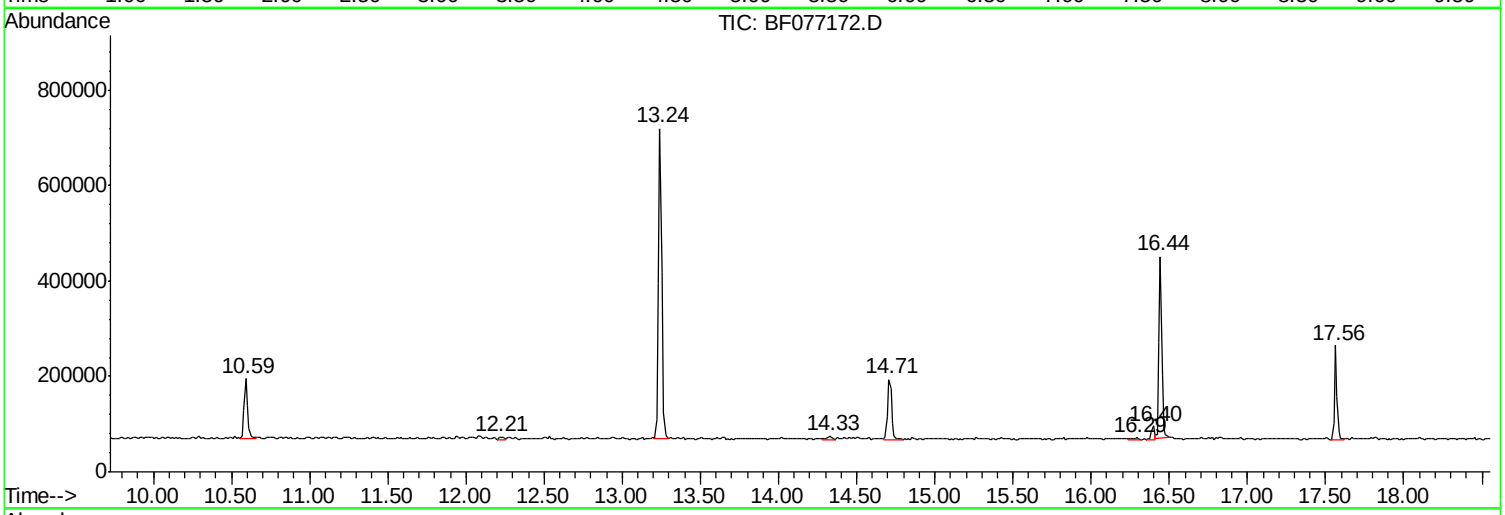

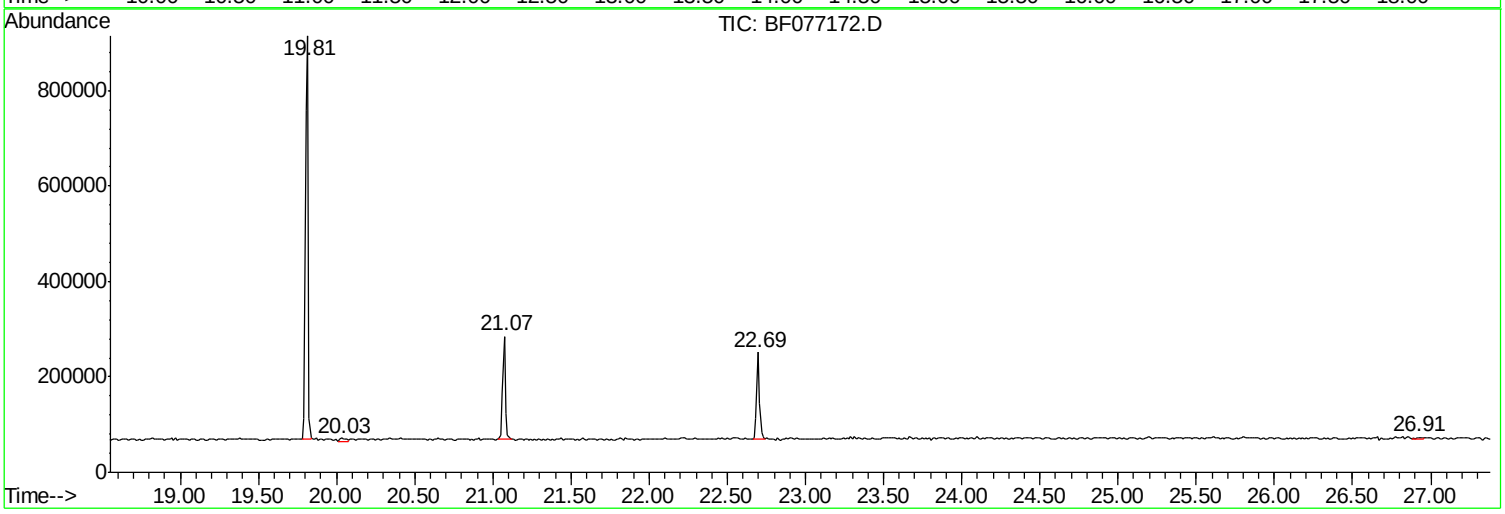

Library Search Compound Report

Data Path : Z:\HPCHEM1\BNA_F\Data\BF020315\
Data File : BF077172.D
Acq On : 3 Feb 2015 21:11
Operator : TP/IZ
Sample : G1199-05
Misc :
ALS Vial : 13 Sample Multiplier: 1

Instrument :
BNA_F
ClientSampleId :
DCW-WW-054A-13015

Quant Method : Z:\HPCHEM1\BNA_F\METHODS\8270-BF011415.M
Quant Title : ASP BNA STANDARDS FOR 5 POINT CALIBRATION

TIC Library : C:\DATABASE\NIST02.L
TIC Integration Parameters: LSCINT.P

****

Peak Number 5 unknown7.17 Concentration Rank 1

R.T.	EstConc	Area	Relative to ISTD	R.T.
7.17	91.96 ng	632451	1,4-Dichlorobenzene-d4	7.69

Hit# of 5	Tentative ID	MW	MolForm	CAS#	Qual
1	3-Chloro-6-fluoro-pyrazine	132	C4H2ClFN2	1000146-10-7	35
2	5-Fluoro-2-chloropyrimidine	132	C4H2ClFN2	062802-42-0	25
3	Tranylcypromine-propionyl	189	C12H15NO	1000123-86-3	12
4	4-Chloro-6-fluoro-pyrimidine	132	C4H2ClFN2	051422-01-6	9
5	4-Methylpyrrolo[1,2-a]pyrazine	132	C8H8N2	064608-60-2	9

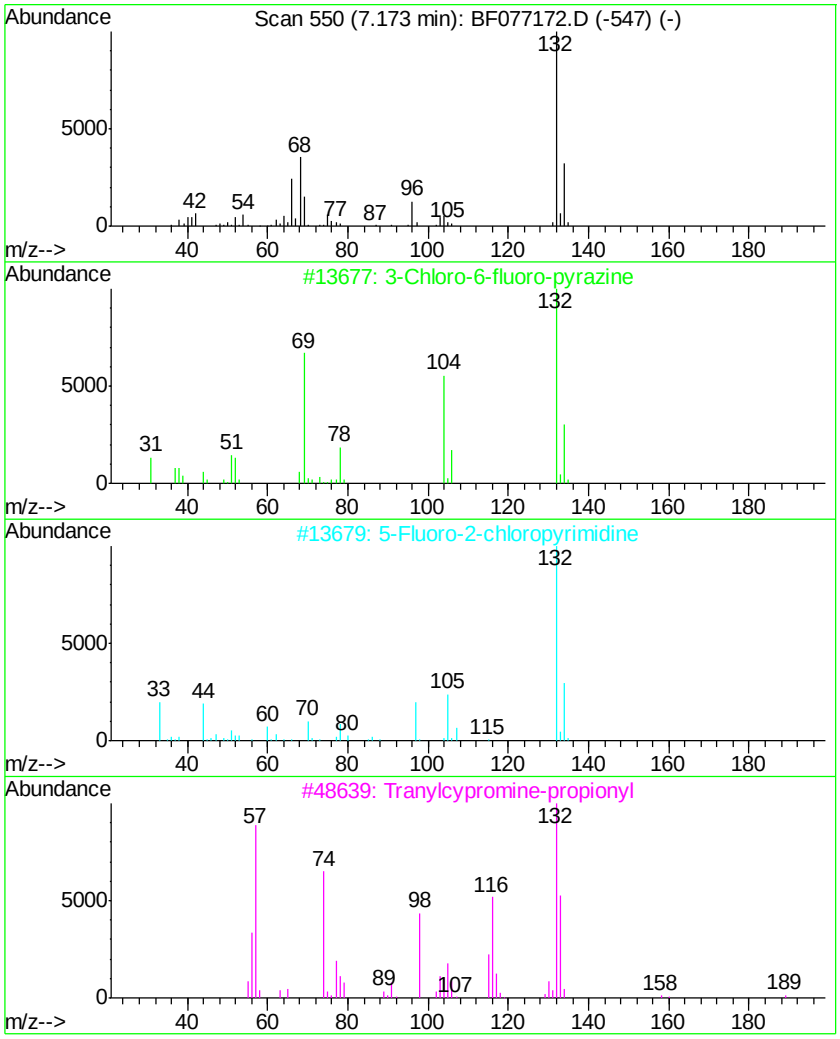

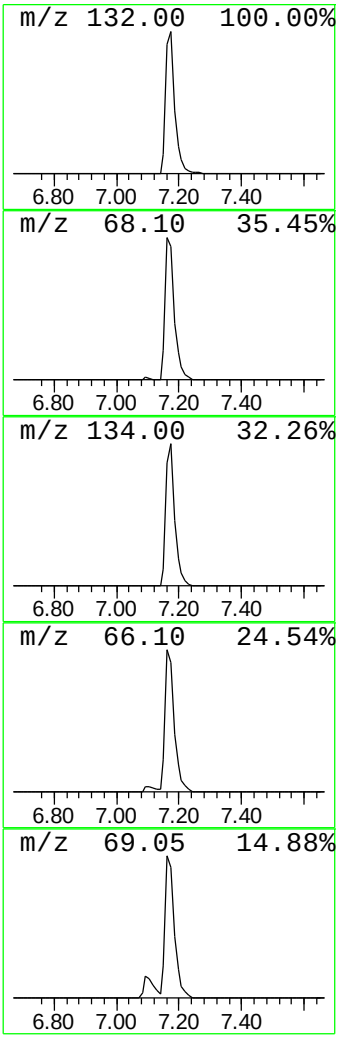

Tentatively Identified Compound (LSC) summary

Data Path : Z:\HPCHEM1\BNA_F\Data\BF020315\
Data File : BF077172.D
Acq On : 3 Feb 2015 21:11
Operator : TP/IZ
Sample : G1199-05
Misc :
ALS Vial : 13 Sample Multiplier: 1

Instrument :
BNA_F
ClientSampleId :
DCW-WW-054A-13015

Quant Method : Z:\HPCHEM1\BNA_F\METHODS\8270-BF011415.M
Quant Title : ASP BNA STANDARDS FOR 5 POINT CALIBRATION

TIC Library : C:\DATABASE\NIST02.L
TIC Integration Parameters: LSCINT.P

TIC Top Hit name	RT	EstConc	Units	Response	Internal Standard #	RT	Resp	Conc
unknown7.17	7.17	92.0	ng	632451	1	7.69	137547	20.0