

Data Path : Z:\HPCHEM1\BNA\_F\DATA\BF021116\  
 Data File : BF085014.D  
 Acq On : 11 Feb 2016 13:01  
 Operator : SJ/IZ  
 Sample : PB88279BS  
 Misc :  
 ALS Vial : 6 Sample Multiplier: 1

Instrument :  
 BNA\_F  
 ClientSampleId :  
 PB88279BS

Quant Time: Feb 11 16:03:26 2016  
 Quant Method : Z:\HPCHEM1\BNA\_F\METHODS\8270-BF020116.M  
 Quant Title : ASP BNA STANDARDS FOR 5 POINT CALIBRATION  
 QLast Update : Wed Feb 10 13:28:51 2016  
 Response via : Initial Calibration

Internal Standards	R.T.	QIon	Response	Conc	Units	Dev(Min)
1) 1,4-Dichlorobenzene-d4	6.60	152	144205	20.00	ng	-0.02
21) Naphthalene-d8	7.90	136	596106	20.00	ng	-0.02
38) Acenaphthene-d10	9.64	164	276167	20.00	ng	-0.02
63) Phenanthrene-d10	11.13	188	543914	20.00	ng	-0.01
75) Chrysene-d12	13.76	240	401583	20.00	ng	-0.01
86) Perylene-d12	15.12	264	301844	20.00	ng	-0.01

## System Monitoring Compounds

5) 2-Fluorophenol	5.21	112	1164340	125.76	ng	0.01
7) Phenol-d6	6.27	99	1272467	110.87	ng	-0.01
23) Nitrobenzene-d5	7.19	82	868077	82.03	ng	-0.01
41) 2,4,6-Tribromophenol	10.44	330	388168	134.75	ng	-0.01
44) 2-Fluorobiphenyl	8.98	172	1529473	98.52	ng	-0.01
78) Terphenyl-d14	12.72	244	1588721	89.65	ng	-0.01

## Target Compounds

Target Compounds	R.T.	QIon	Response	Conc	Units	Qvalue
2) 1,4-Dioxane	2.14	88	131424	32.41	ng	# 74
3) Pyridine	2.78	79	397779	37.65	ng	# 76
4) n-Nitrosodimethylamine	2.73	42	212237	38.84	ng	85
6) Aniline	6.27	93	226223	16.11	ng	# 65
8) 2-Chlorophenol	6.40	128	427086	40.75	ng	95
9) Benzaldehyde	6.15	77	112558	16.61	ng	95
10) Phenol	6.28	94	483812	37.63	ng	95
11) bis(2-Chloroethyl)ether	6.35	93	364590	36.36	ng	# 82
12) 1,3-Dichlorobenzene	6.55	146	411418	37.16	ng	# 96
13) 1,4-Dichlorobenzene	6.63	146	426991	38.58	ng	95
14) 1,2-Dichlorobenzene	6.78	146	373911	36.27	ng	93
15) Benzyl Alcohol	6.76	79	344806	43.51	ng	90
16) 2,2'-oxybis(1-Chloropropan	6.90	45	615123	36.47	ng	79
17) 2-Methylphenol	6.89	107	315810	38.11	ng	# 88
18) Hexachloroethane	7.12	117	158071	37.08	ng	96
19) n-Nitroso-di-n-propylamine	7.04	70	279598	38.86	ng	# 70
20) 3+4-Methylphenols	7.05	107	437421	42.52	ng	88
22) Acetophenone	7.03	105	601955	38.31	ng	# 98
24) Nitrobenzene	7.20	77	406244	35.85	ng	94
25) Isophorone	7.45	82	797609	38.76	ng	97
26) 2-Nitrophenol	7.52	139	216041	38.66	ng	# 83
27) 2,4-Dimethylphenol	7.58	122	369559	38.02	ng	96
28) bis(2-Chloroethoxy)methane	7.67	93	527685	43.23	ng	100
29) 2,4-Dichlorophenol	7.77	162	354645	42.64	ng	99
30) 1,2,4-Trichlorobenzene	7.85	180	362355	38.57	ng	# 93
31) Naphthalene	7.92	128	1095349	36.63	ng	99
32) Benzoic acid	7.72	122	233335	37.53	ng	96
33) 4-Chloroaniline	7.98	127	107936	8.73	ng	97
34) Hexachlorobutadiene	8.04	225	215676	39.81	ng	100
35) Caprolactam	8.36	113	75111	29.30	ng	# 79
36) 4-Chloro-3-methylphenol	8.48	107	376188	39.65	ng	94
37) 2-Methylnaphthalene	8.62	142	846669	45.24	ng	97
39) 1,2,4,5-Tetrachlorobenzene	8.78	216	314107	35.81	ng	98
40) Hexachlorocyclopentadiene	8.76	237	276418	73.75	ng	98

Data Path : Z:\HPCHEM1\BNA\_F\DATA\BF021116\  
 Data File : BF085014.D  
 Acq On : 11 Feb 2016 13:01  
 Operator : SJ/IZ  
 Sample : PB88279BS  
 Misc :  
 ALS Vial : 6 Sample Multiplier: 1

Instrument :  
 BNA\_F  
 ClientSampleId :  
 PB88279BS

Quant Time: Feb 11 16:03:26 2016  
 Quant Method : Z:\HPCHEM1\BNA\_F\METHODS\8270-BF020116.M  
 Quant Title : ASP BNA STANDARDS FOR 5 POINT CALIBRATION  
 QLast Update : Wed Feb 10 13:28:51 2016  
 Response via : Initial Calibration

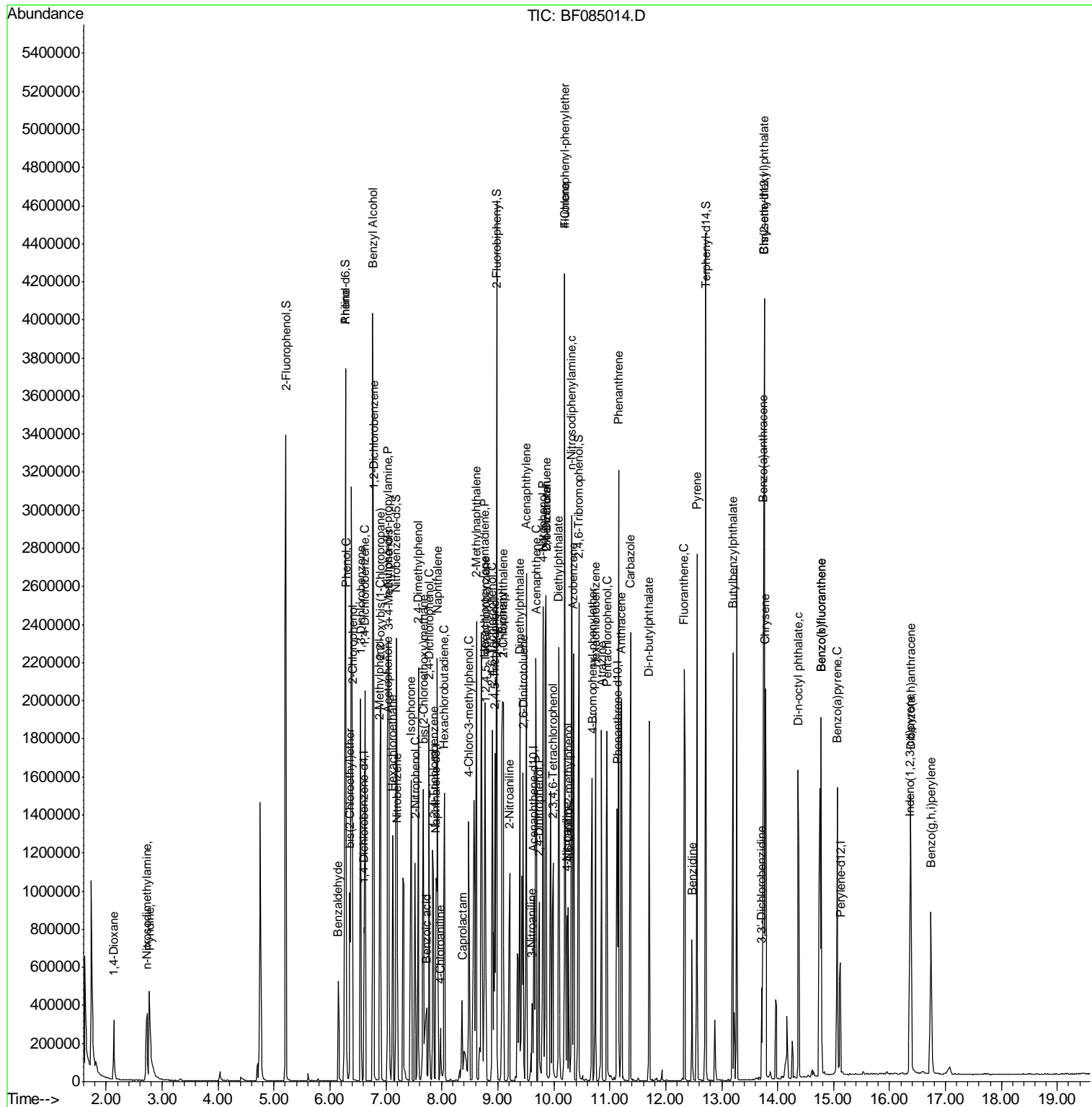
Internal Standards	R.T.	QIon	Response	Conc	Units	Dev(Min)
42) 2,4,6-Trichlorophenol	8.90	196	245955	43.53	ng	96
43) 2,4,5-Trichlorophenol	8.95	196	240463	41.88	ng #	90
45) 1,1'-Biphenyl	9.08	154	934115	37.87	ng	94
46) 2-Chloronaphthalene	9.10	162	691280	38.05	ng	95
47) 2-Nitroaniline	9.21	65	249124	43.31	ng #	64
48) Acenaphthylene	9.51	152	1064221	38.61	ng	98
49) Dimethylphthalate	9.39	163	858799	40.83	ng #	90
50) 2,6-Dinitrotoluene	9.45	165	177798	38.69	ng #	50
51) Acenaphthene	9.68	154	673043	37.53	ng	97
52) 3-Nitroaniline	9.61	138	82153	15.91	ng	97
53) 2,4-Dinitrophenol	9.74	184	177385	83.38	ng	88
54) Dibenzofuran	9.86	168	1013156	46.22	ng	98
55) 4-Nitrophenol	9.80	139	234411	61.77	ng #	75
56) 2,4-Dinitrotoluene	9.86	165	260648	44.47	ng #	85
57) Fluorene	10.19	166	753102	41.14	ng	99
58) 2,3,4,6-Tetrachlorophenol	9.99	232	201272	46.05	ng	87
59) Diethylphthalate	10.09	149	828236	40.32	ng	99
60) 4-Chlorophenyl-phenylether	10.19	204	347141	45.17	ng	94
61) 4-Nitroaniline	10.24	138	218582	43.44	ng	82
62) Azobenzene	10.35	77	890228	45.08	ng	91
64) 4,6-Dinitro-2-methylphenol	10.26	198	124148	36.98	ng #	49
65) n-Nitrosodiphenylamine	10.32	169	712347	41.25	ng	100
66) 4-Bromophenyl-phenylether	10.68	248	251386	41.85	ng	96
67) Hexachlorobenzene	10.74	284	242538	37.05	ng #	86
68) Atrazine	10.86	200	253920	46.56	ng	96
69) Pentachlorophenol	10.95	266	241355	78.45	ng	99
70) Phenanthrene	11.15	178	1167624	38.70	ng	97
71) Anthracene	11.21	178	1250742	41.15	ng	99
72) Carbazole	11.37	167	1181177	44.56	ng	98
73) Di-n-butylphthalate	11.70	149	1320539	39.13	ng #	97
74) Fluoranthene	12.33	202	1228475	40.23	ng	99
76) Benzidine	12.47	184	312563	23.07	ng	97
77) Pyrene	12.56	202	1147687	37.33	ng	99
79) Butylbenzylphthalate	13.20	149	577539	41.41	ng	93
80) Benzo(a)anthracene	13.75	228	1016318	40.78	ng	99
81) 3,3'-Dichlorobenzidine	13.71	252	105287	11.93	ng #	95
82) Chrysene	13.78	228	855172	35.38	ng	100
83) Bis(2-ethylhexyl)phthalate	13.76	149	655406	37.76	ng	98
84) Di-n-octyl phthalate	14.37	149	1037980	36.25	ng #	91
85) Indeno(1,2,3-cd)pyrene	16.37	276	743582	39.09	ng	99
87) Benzo(b)fluoranthene	14.78	252	1509033	74.41	ng	98
88) Benzo(k)fluoranthene	14.78	252	1509033	89.99	ng #	98
89) Benzo(a)pyrene	15.06	252	686902	39.75	ng #	98
90) Dibenzo(a,h)anthracene	16.38	278	609500	41.90	ng	99
91) Benzo(g,h,i)perylene	16.74	276	638619	43.58	ng	98

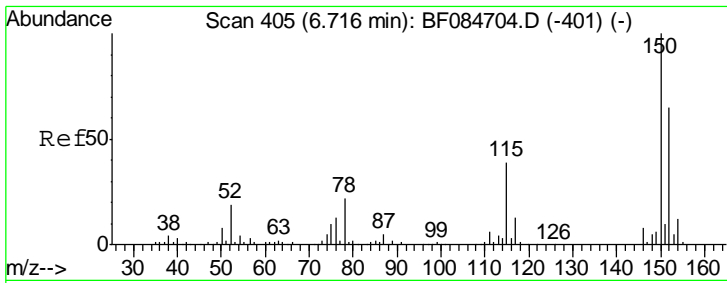
(#) = qualifier out of range (m) = manual integration (+) = signals summed

Data Path : Z:\HPCHEM1\BNA\_F\DATA\BF021116\  
 Data File : BF085014.D  
 Acq On : 11 Feb 2016 13:01  
 Operator : SJ/IZ  
 Sample : PB88279BS  
 Misc :  
 ALS Vial : 6 Sample Multiplier: 1

Instrument :  
 BNA\_F  
 Client Sampled :  
 PB88279BS

Quant Time: Feb 11 16:03:26 2016  
 Quant Method : Z:\HPCHEM1\BNA\_F\METHODS\8270-BF020116.M  
 Quant Title : ASP BNA STANDARDS FOR 5 POINT CALIBRATION  
 QLast Update : Wed Feb 10 13:28:51 2016  
 Response via : Initial Calibration

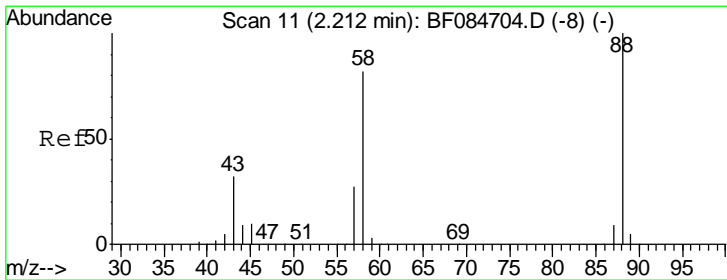
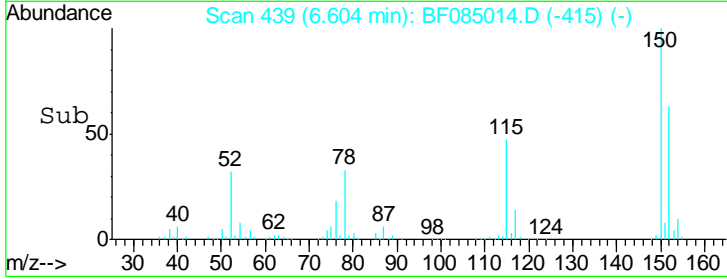
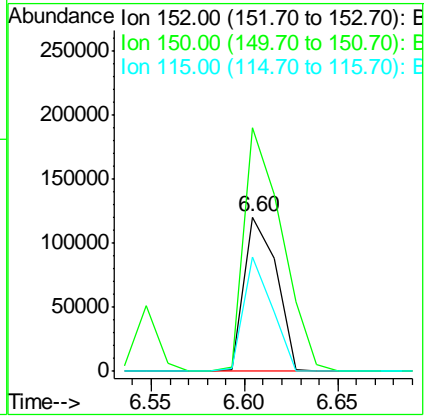
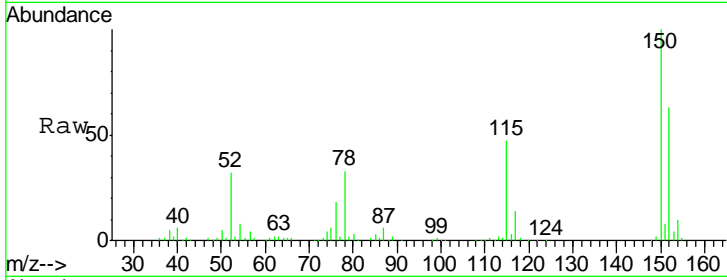




#1  
 1,4-Dichlorobenzene-d4  
 Concen: 20.00 ng  
 RT: 6.60 min Scan# 439  
 Delta R.T. -0.02 min  
 Lab File: BF085014.D  
 Acq: 11 Feb 2016 13:01

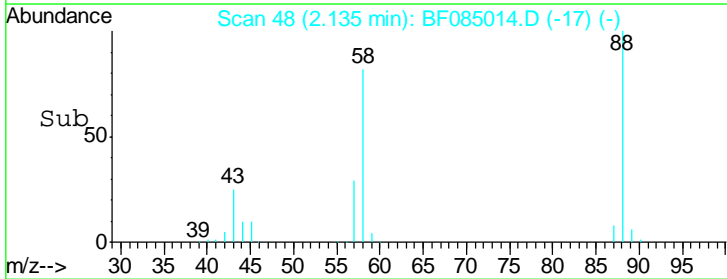
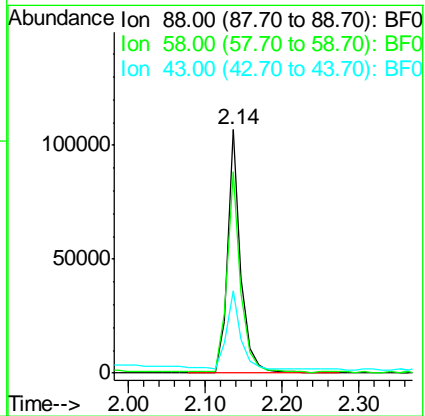
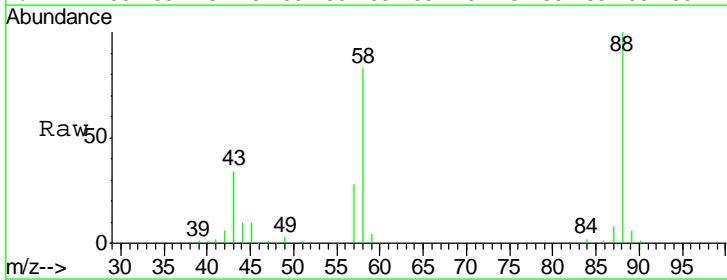
Instrument :  
 BNA\_F  
 ClientSampleId :  
 PB88279BS

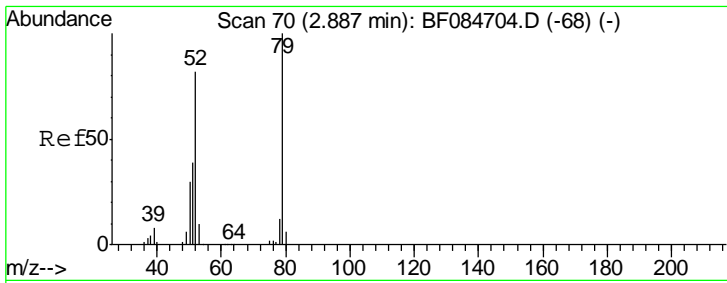
Tgt Ion	Resp	Lower	Upper
152	144205		
152	100		
150	158.1	123.0	184.4
115	74.3	51.4	77.2



#2  
 1,4-Dioxane  
 Concen: 32.41 ng  
 RT: 2.14 min Scan# 48  
 Delta R.T. 0.06 min  
 Lab File: BF085014.D  
 Acq: 11 Feb 2016 13:01

Tgt Ion	Resp	Lower	Upper
88	131424		
88	100		
58	86.0	51.2	76.8#
43	35.3	19.5	29.3#

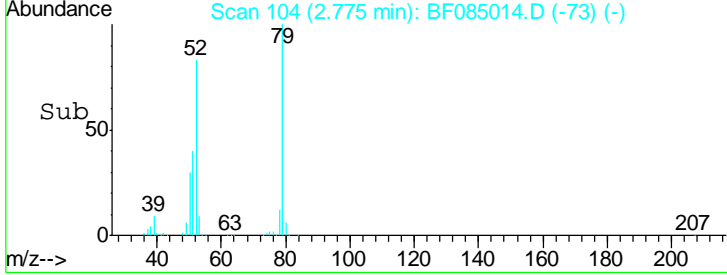
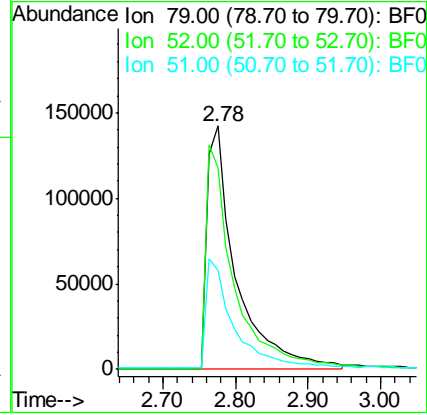
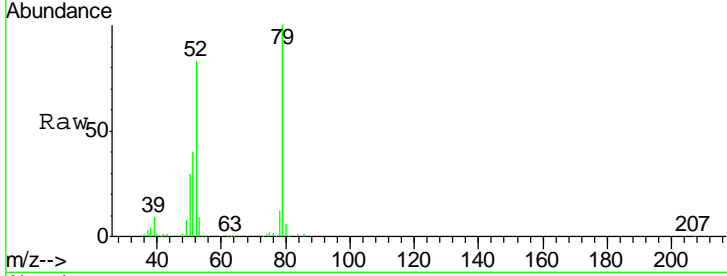




#3  
 Pyridine  
 Concen: 37.65 ng  
 RT: 2.78 min Scan# 104  
 Delta R.T. 0.06 min  
 Lab File: BF085014.D  
 Acq: 11 Feb 2016 13:01

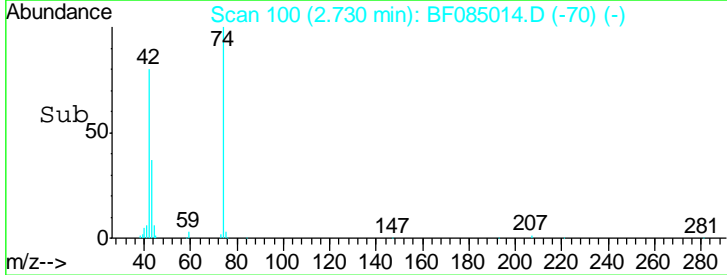
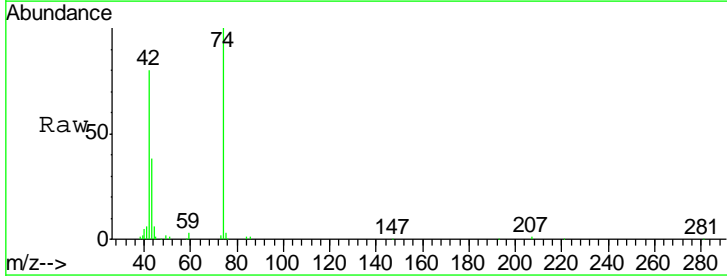
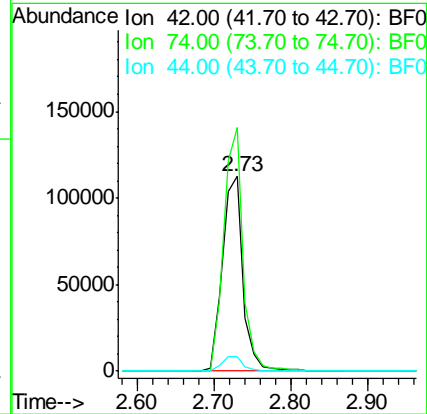
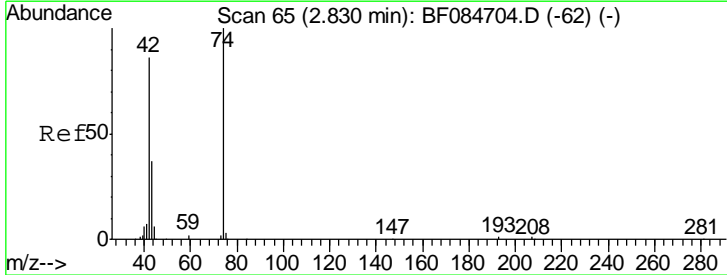
**Instrument :**  
 BNA\_F  
**ClientSampled :**  
 PB88279BS

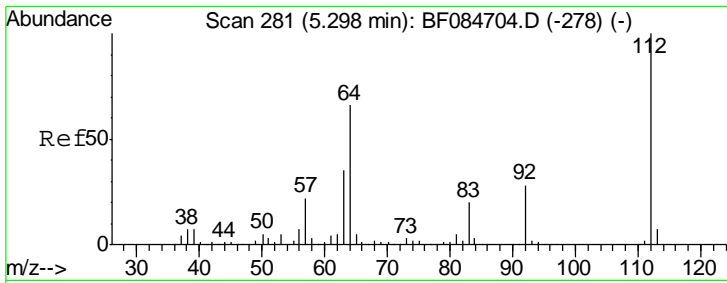
Tgt Ion	Resp	Lower	Upper
79	100		
52	82.8	49.0	73.4#
51	40.5	25.2	37.8#



#4  
 n-Nitrosodimethylamine  
 Concen: 38.84 ng  
 RT: 2.73 min Scan# 100  
 Delta R.T. 0.05 min  
 Lab File: BF085014.D  
 Acq: 11 Feb 2016 13:01

Tgt Ion	Resp	Lower	Upper
42	100		
74	125.1	115.7	173.5
44	7.6	5.1	7.7

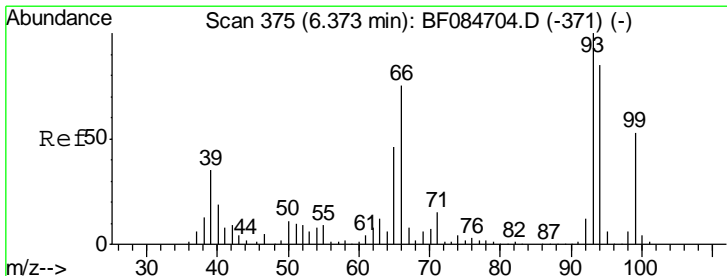
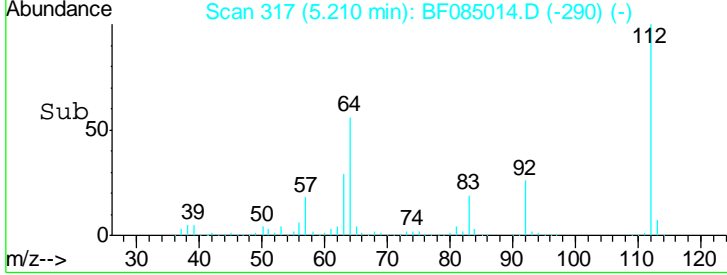
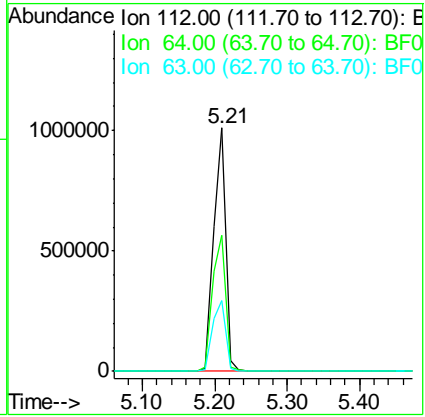
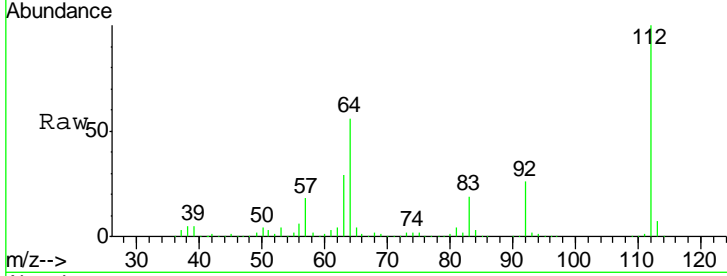




#5  
 2-Fluorophenol  
 Concen: 125.76 ng  
 RT: 5.21 min Scan# 317  
 Delta R.T. 0.01 min  
 Lab File: BF085014.D  
 Acq: 11 Feb 2016 13:01

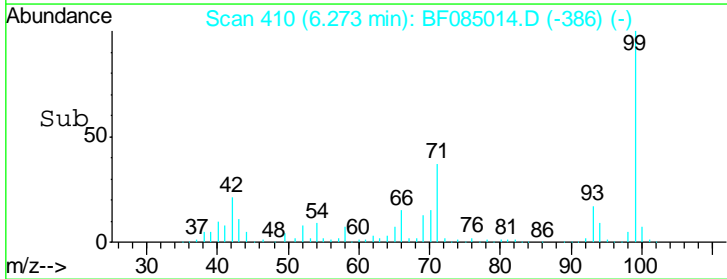
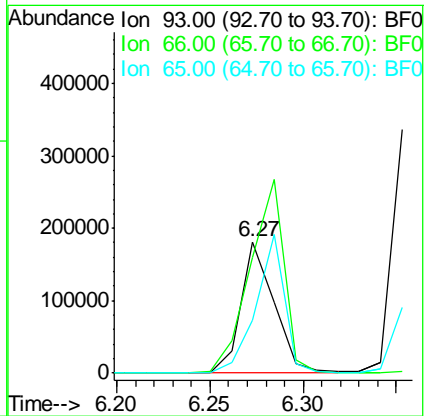
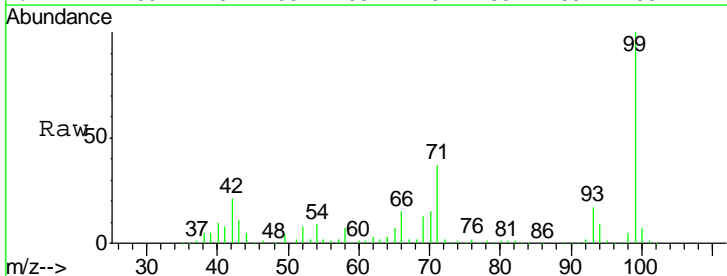
Instrument :  
 BNA\_F  
 ClientSampleID :  
 PB88279BS

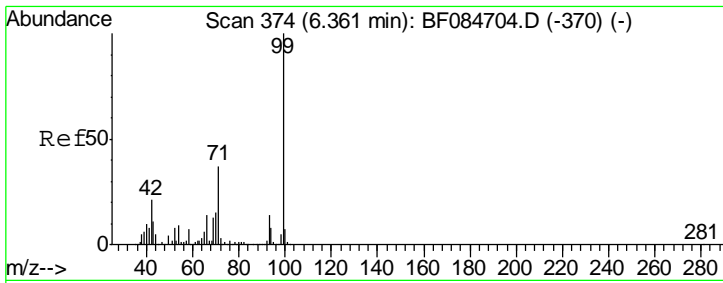
Tgt Ion	Resp	Lower	Upper
112	100		
64	55.8	36.6	55.0#
63	29.0	19.4	29.0



#6  
 Aniline  
 Concen: 16.11 ng  
 RT: 6.27 min Scan# 410  
 Delta R.T. -0.02 min  
 Lab File: BF085014.D  
 Acq: 11 Feb 2016 13:01

Tgt Ion	Resp	Lower	Upper
93	100		
66	88.0	44.9	67.3#
65	40.4	23.7	35.5#

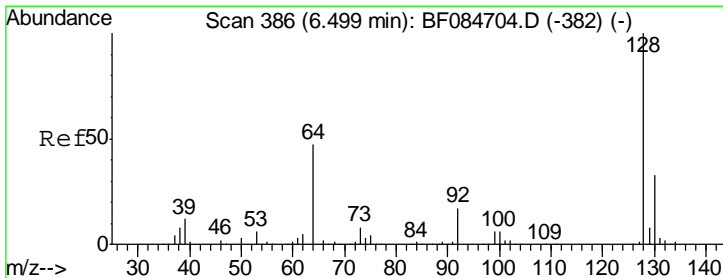
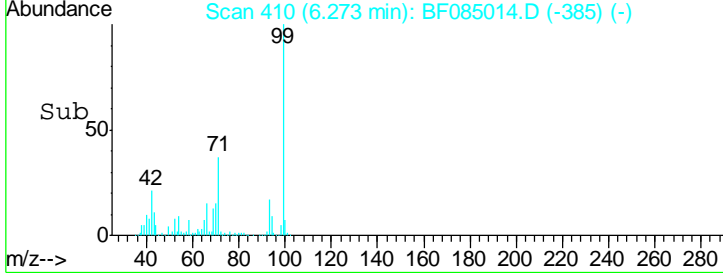
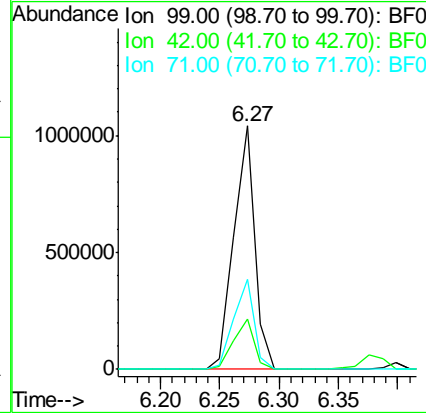
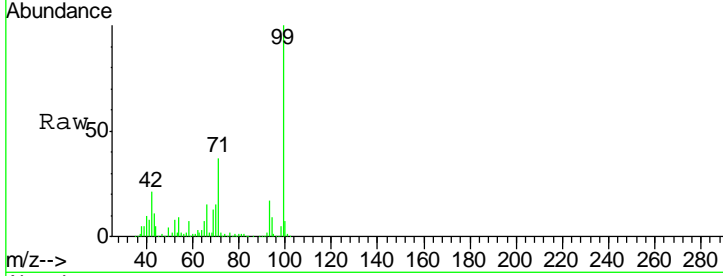




#7  
 Phenol-d6  
 Concen: 110.87 ng  
 RT: 6.27 min Scan# 410  
 Delta R.T. -0.01 min  
 Lab File: BF085014.D  
 Acq: 11 Feb 2016 13:01

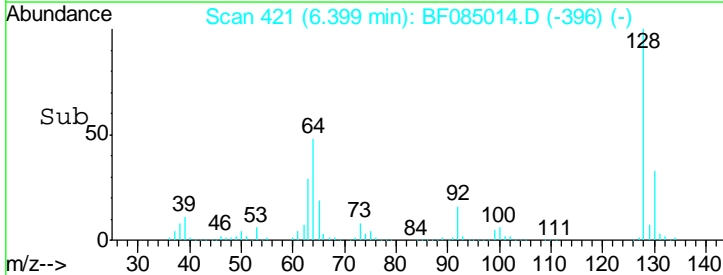
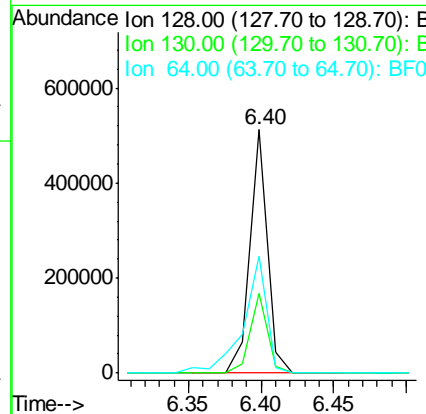
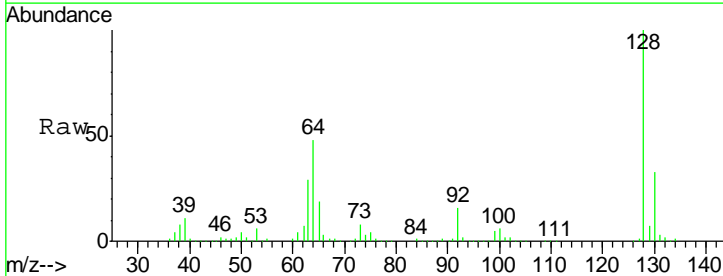
Instrument :  
 BNA\_F  
 ClientSampled :  
 PB88279BS

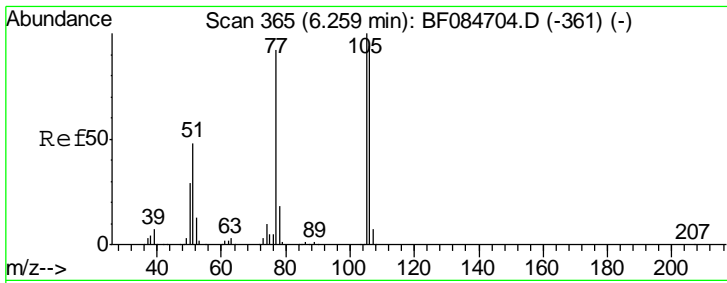
Tgt Ion	Resp	Lower	Upper
99	1272467		
42	20.8	12.8	19.2#
71	37.0	30.9	46.3



#8  
 2-Chlorophenol  
 Concen: 40.75 ng  
 RT: 6.40 min Scan# 421  
 Delta R.T. -0.01 min  
 Lab File: BF085014.D  
 Acq: 11 Feb 2016 13:01

Tgt Ion	Resp	Lower	Upper
128	427086		
130	33.0	11.6	51.6
64	48.1	23.8	63.8

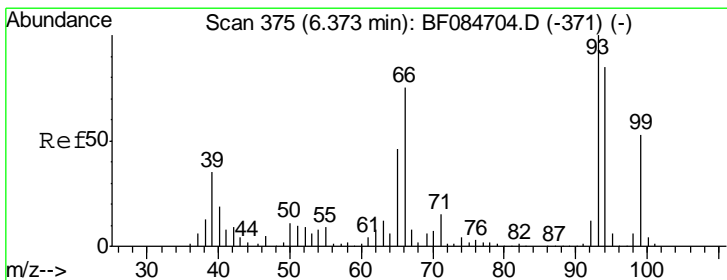
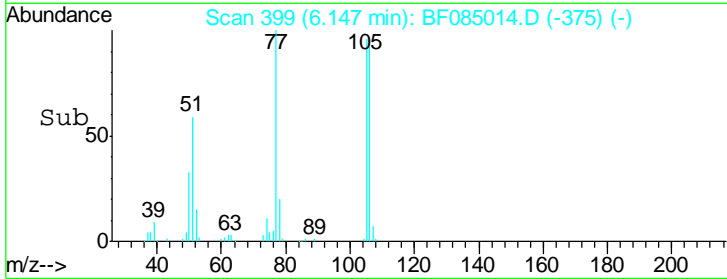
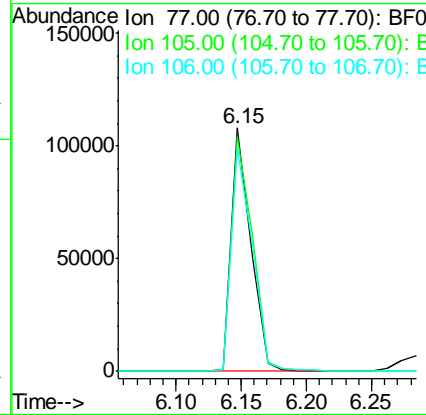
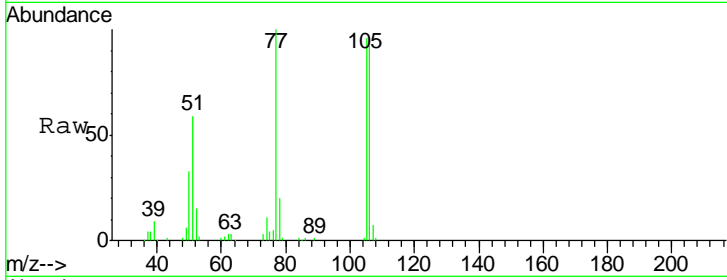




#9  
Benzaldehyde  
Concen: 16.61 ng  
RT: 6.15 min Scan# 399  
Delta R.T. -0.02 min  
Lab File: BF085014.D  
Acq: 11 Feb 2016 13:01

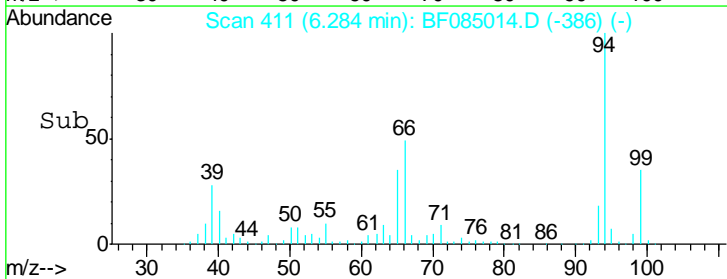
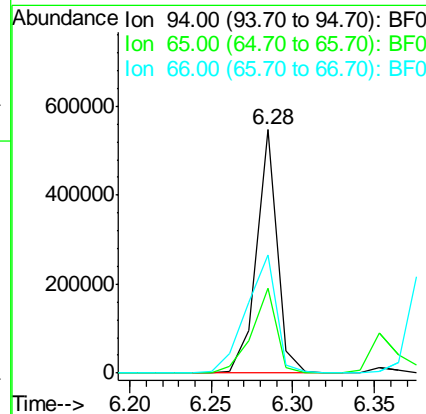
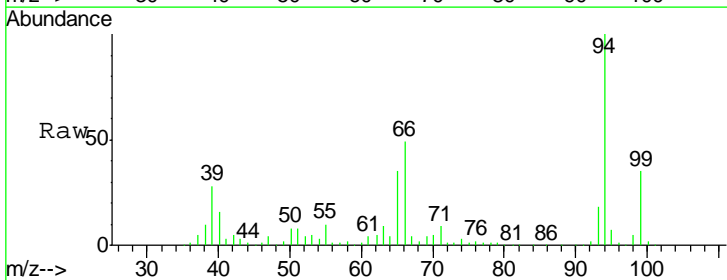
Instrument :  
BNA\_F  
ClientSampleID :  
PB88279BS

Tgt Ion	Resp	Lower	Upper
77	112558		
105	96.4	83.0	123.0
106	91.7	74.6	114.6

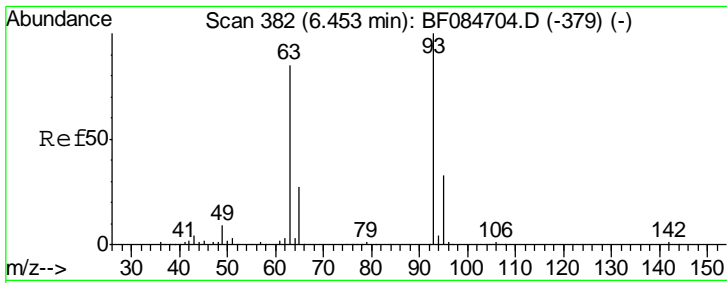


#10  
Phenol  
Concen: 37.63 ng  
RT: 6.28 min Scan# 411  
Delta R.T. -0.01 min  
Lab File: BF085014.D  
Acq: 11 Feb 2016 13:01

Tgt Ion	Resp	Lower	Upper
94	483812		
65	35.1	12.9	52.9
66	48.7	32.7	72.7



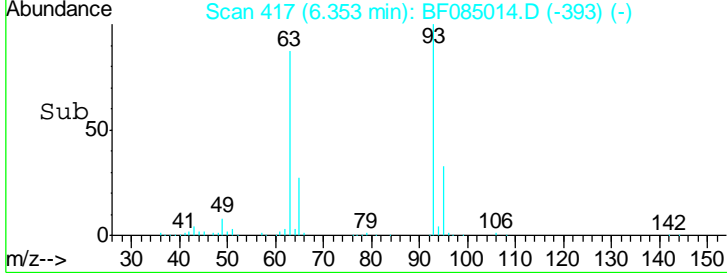
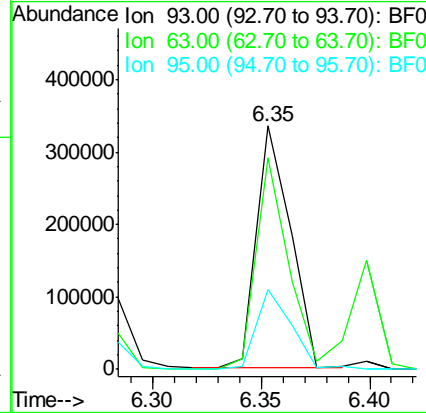
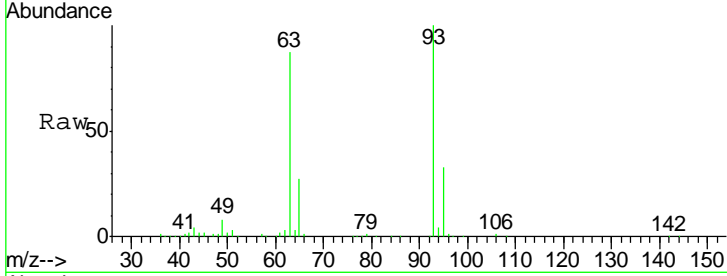




#11  
 bis(2-Chloroethyl)ether  
 Concen: 36.36 ng  
 RT: 6.35 min Scan# 417  
 Delta R.T. -0.02 min  
 Lab File: BF085014.D  
 Acq: 11 Feb 2016 13:01

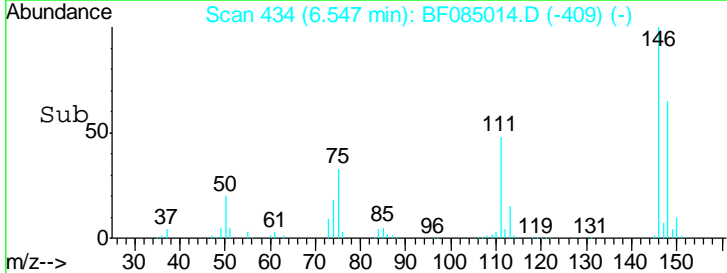
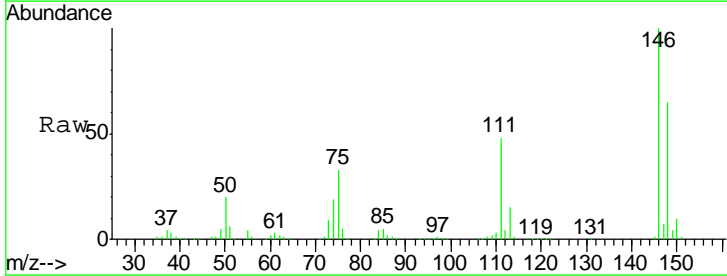
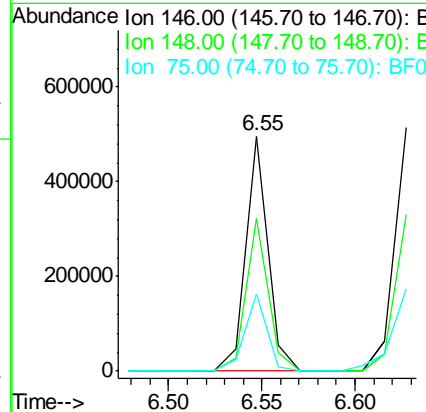
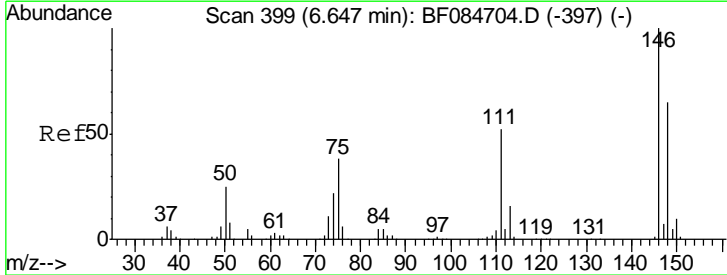
**Instrument :**  
 BNA\_F  
**ClientSampled :**  
 PB88279BS

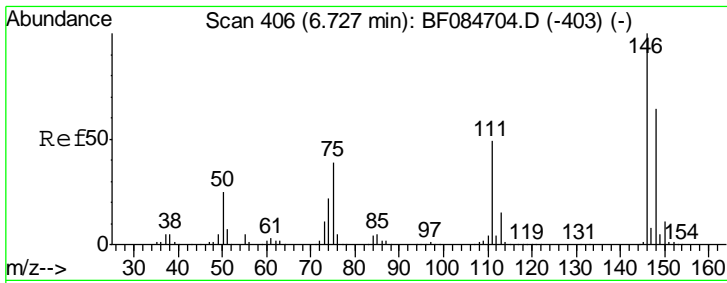
Tgt Ion	Resp	Lower	Upper
93	364590		
93	100		
63	86.9	45.9	85.9#
95	32.8	12.3	52.3



#12  
 1,3-Dichlorobenzene  
 Concen: 37.16 ng  
 RT: 6.55 min Scan# 434  
 Delta R.T. -0.01 min  
 Lab File: BF085014.D  
 Acq: 11 Feb 2016 13:01

Tgt Ion	Resp	Lower	Upper
146	411418		
146	100		
148	64.9	51.9	77.9
75	33.0	20.5	30.7#

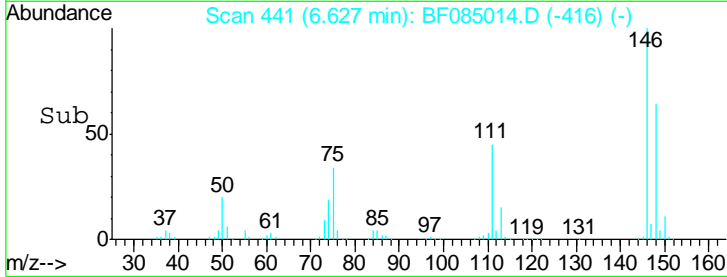
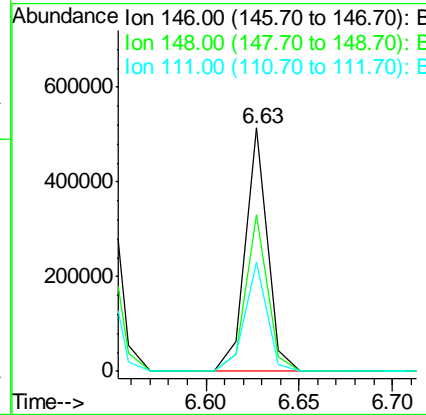
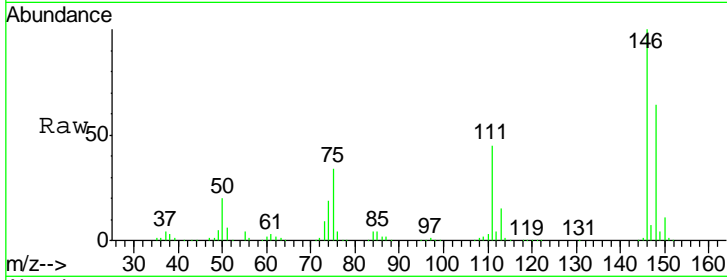




#13  
 1,4-Dichlorobenzene  
 Concen: 38.58 ng  
 RT: 6.63 min Scan# 441  
 Delta R.T. -0.01 min  
 Lab File: BF085014.D  
 Acq: 11 Feb 2016 13:01

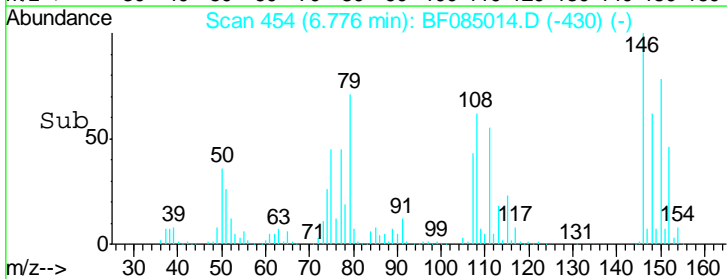
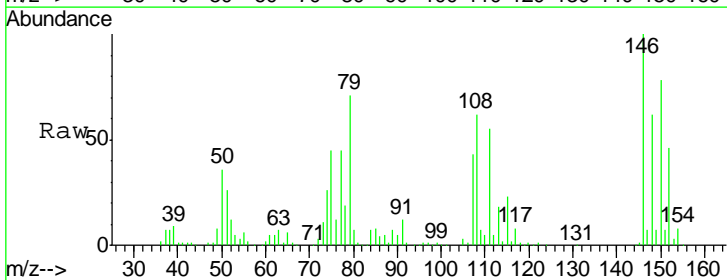
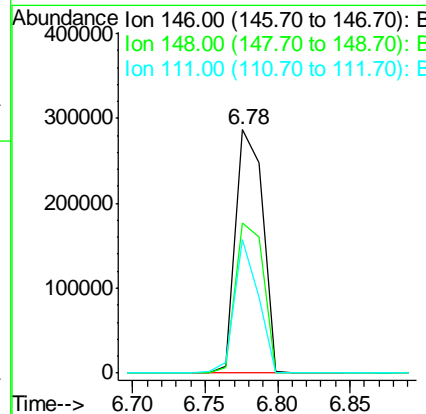
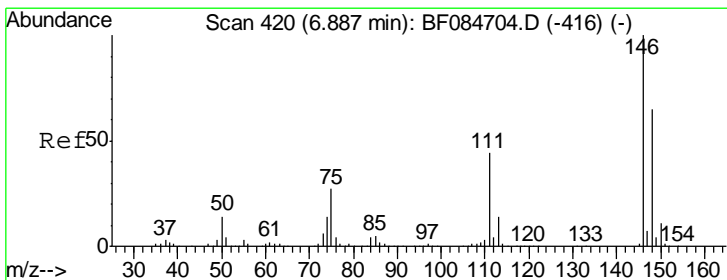
**Instrument :**  
 BNA\_F  
**ClientSampled :**  
 PB88279BS

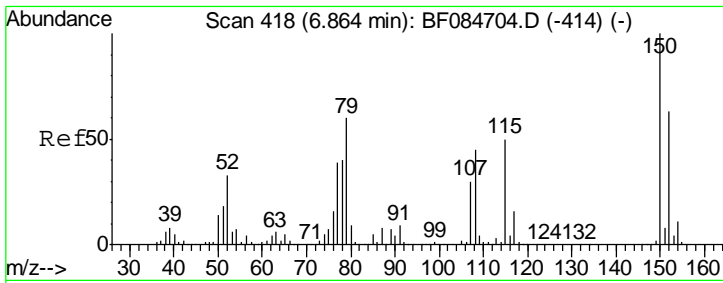
Tgt Ion	Resp	Lower	Upper
146	100		
148	64.5	51.9	77.9
111	45.1	41.6	62.4



#14  
 1,2-Dichlorobenzene  
 Concen: 36.27 ng  
 RT: 6.78 min Scan# 454  
 Delta R.T. -0.02 min  
 Lab File: BF085014.D  
 Acq: 11 Feb 2016 13:01

Tgt Ion	Resp	Lower	Upper
146	100		
148	61.8	51.6	77.4
111	54.6	38.0	57.0

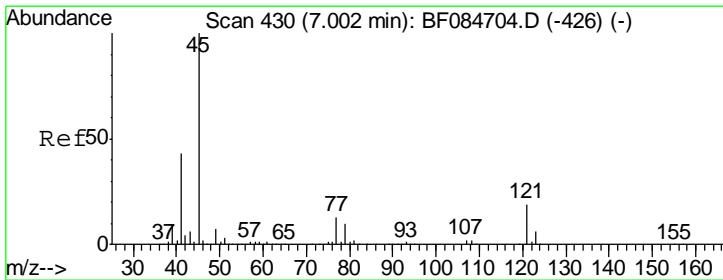
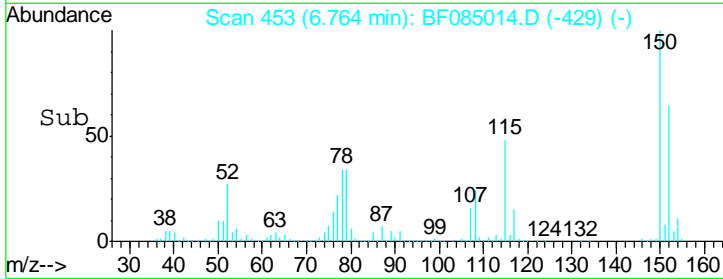
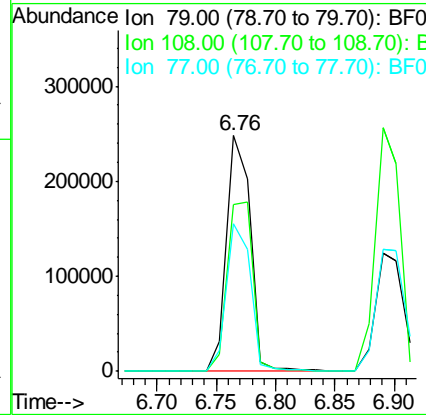
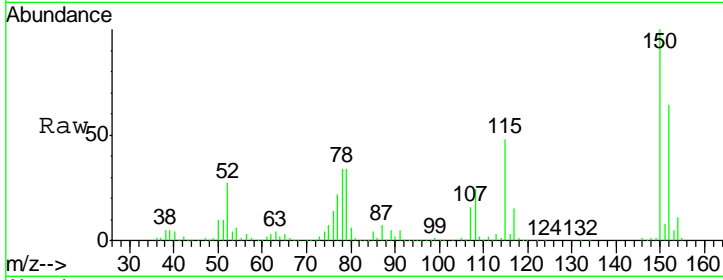




#15  
 Benzyl Alcohol  
 Concen: 43.51 ng  
 RT: 6.76 min Scan# 453  
 Delta R.T. -0.02 min  
 Lab File: BF085014.D  
 Acq: 11 Feb 2016 13:01

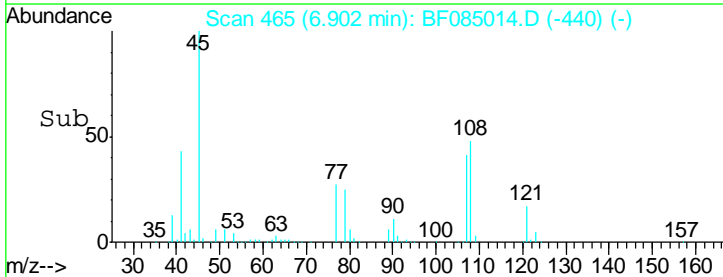
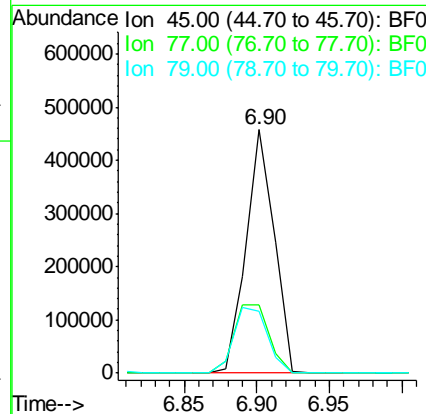
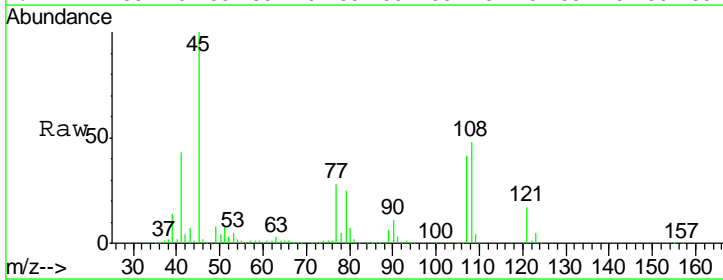
Instrument :  
 BNA\_F  
 ClientSampleID :  
 PB88279BS

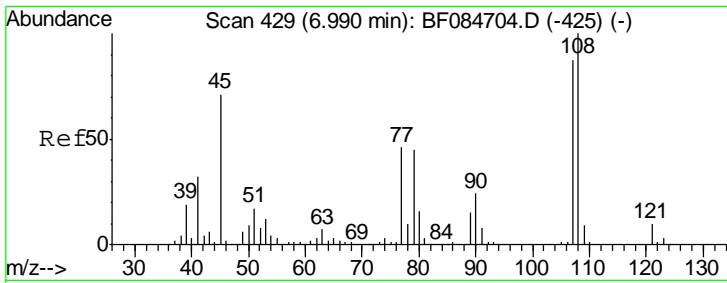
Tgt Ion	Resp	Lower	Upper
79	100		
108	70.5	69.0	103.4
77	62.7	50.0	75.0



#16  
 2,2'-oxybis(1-Chloropropane)  
 Concen: 36.47 ng  
 RT: 6.90 min Scan# 465  
 Delta R.T. -0.01 min  
 Lab File: BF085014.D  
 Acq: 11 Feb 2016 13:01

Tgt Ion	Resp	Lower	Upper
45	100		
77	27.9	0.0	39.6
79	25.5	0.0	35.0

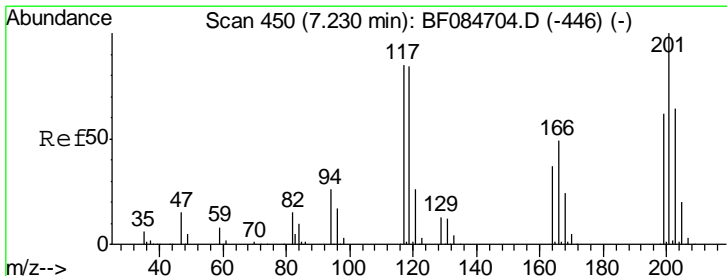
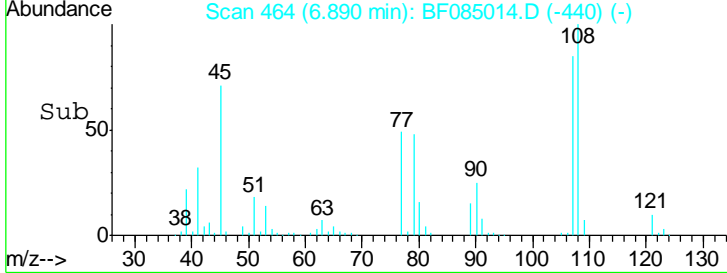
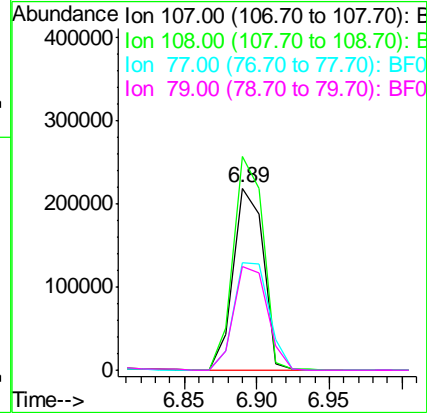
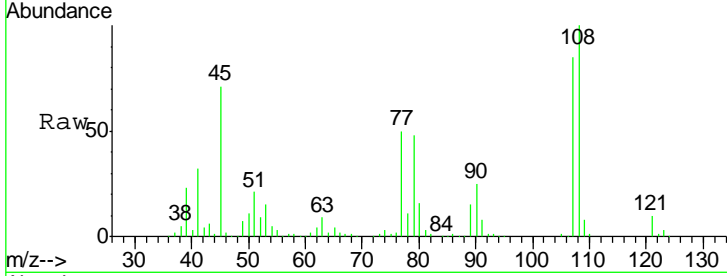




#17  
 2-Methylphenol  
 Concen: 38.11 ng  
 RT: 6.89 min Scan# 464  
 Delta R.T. -0.02 min  
 Lab File: BF085014.D  
 Acq: 11 Feb 2016 13:01

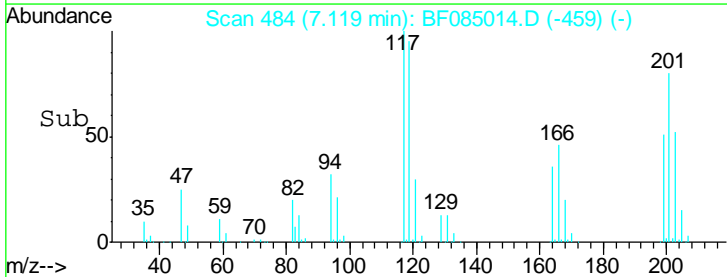
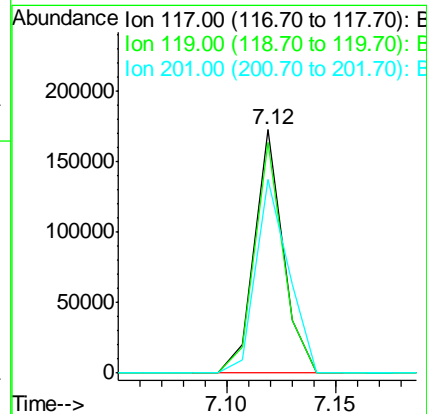
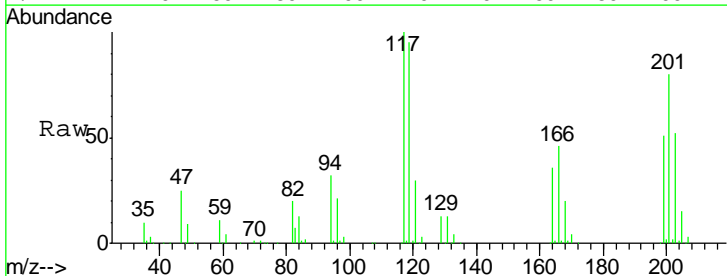
Instrument :  
 BNA\_F  
 ClientSampled :  
 PB88279BS

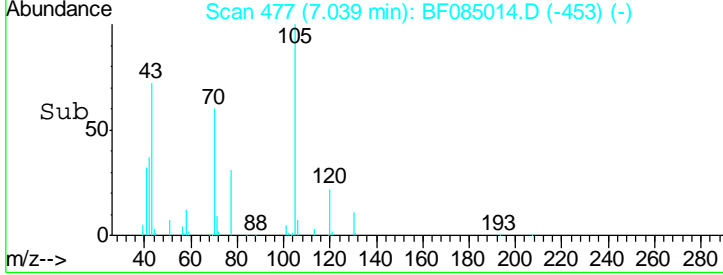
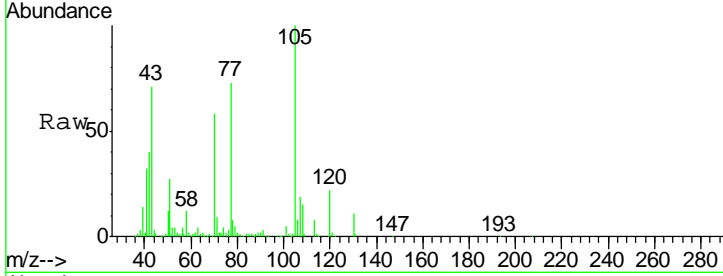
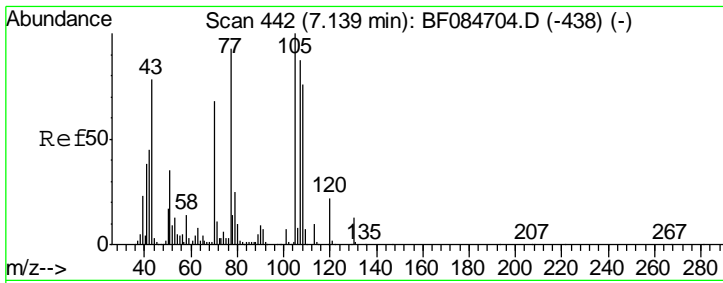
Tgt Ion	Resp	Lower	Upper
107	100		
108	117.5	89.8	134.6
77	59.1	35.7	53.5#
79	56.7	35.7	53.5#



#18  
 Hexachloroethane  
 Concen: 37.08 ng  
 RT: 7.12 min Scan# 484  
 Delta R.T. -0.01 min  
 Lab File: BF085014.D  
 Acq: 11 Feb 2016 13:01

Tgt Ion	Resp	Lower	Upper
117	100		
119	94.8	77.4	116.0
201	79.7	68.6	103.0

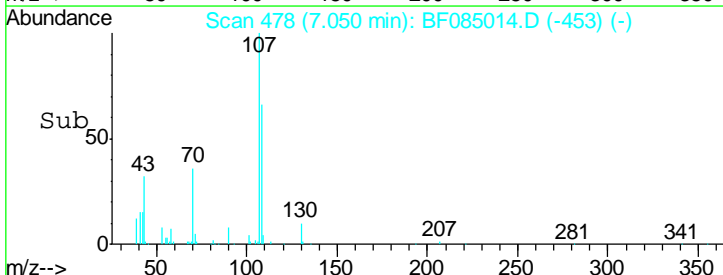
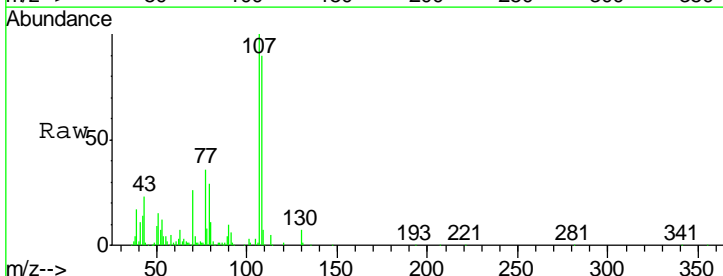
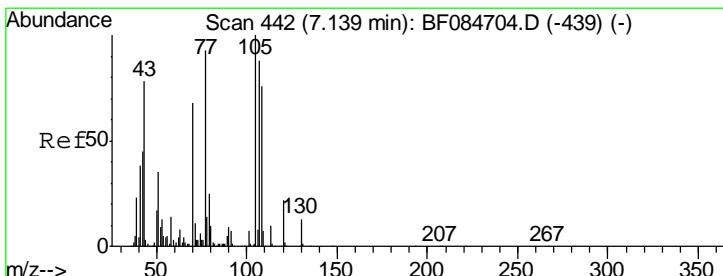
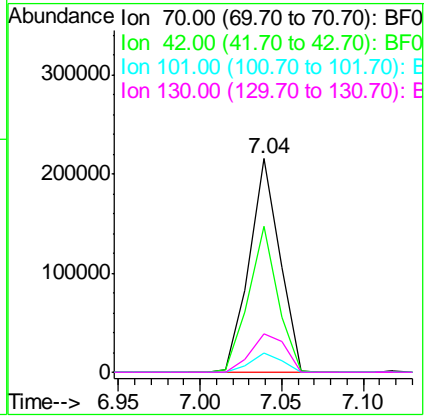




#19  
 n-Nitroso-di-n-propylamine  
 Concen: 38.86 ng  
 RT: 7.04 min Scan# 477  
 Delta R.T. -0.02 min  
 Lab File: BF085014.D  
 Acq: 11 Feb 2016 13:01

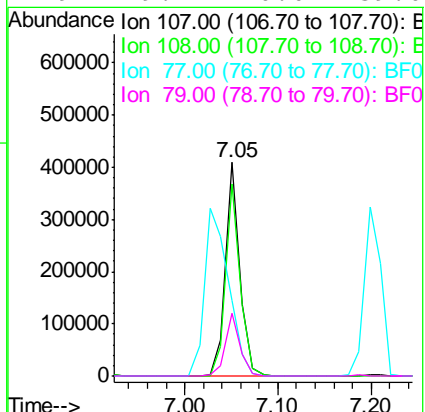
**Instrument :**  
 BNA\_F  
**ClientSampled :**  
 PB88279BS

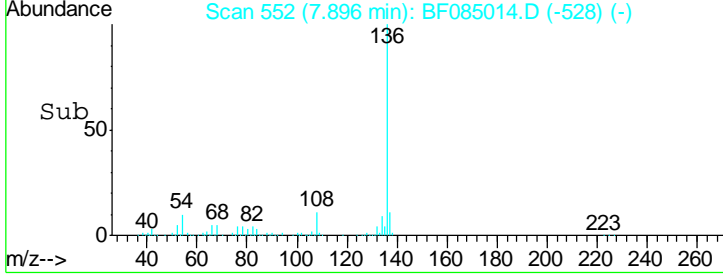
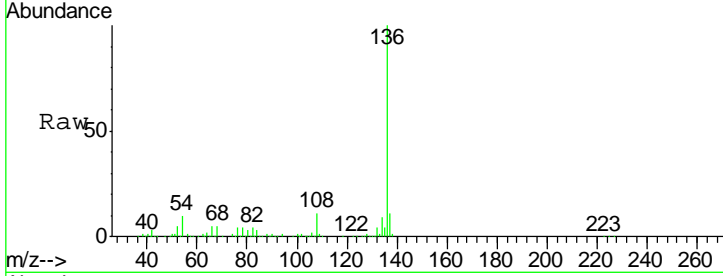
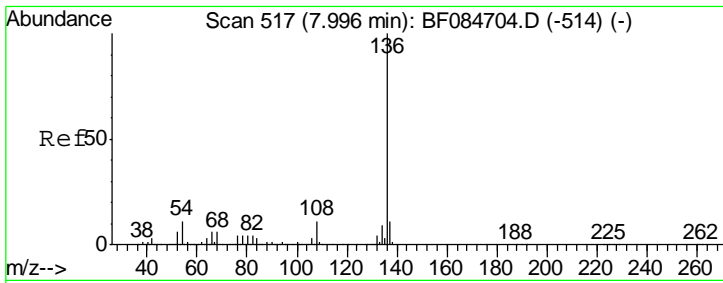
Tgt Ion	Resp	Lower	Upper
70	100		
42	68.3	33.3	49.9#
101	8.9	9.3	13.9#
130	18.0	23.4	35.0#



#20  
 3+4-Methylphenols  
 Concen: 42.52 ng  
 RT: 7.05 min Scan# 478  
 Delta R.T. -0.01 min  
 Lab File: BF085014.D  
 Acq: 11 Feb 2016 13:01

Tgt Ion	Resp	Lower	Upper
107	100		
108	89.8	74.6	114.6
77	35.7	0.7	40.7
79	29.2	0.0	39.0

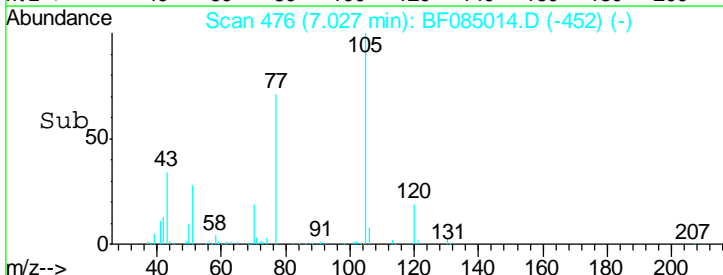
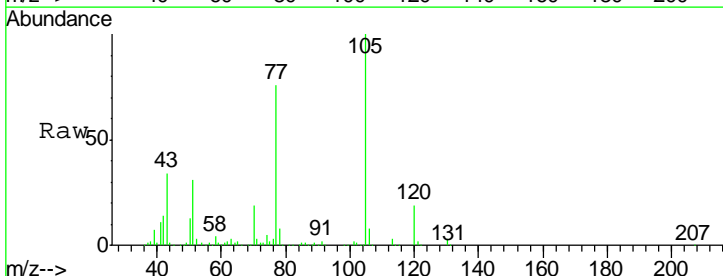
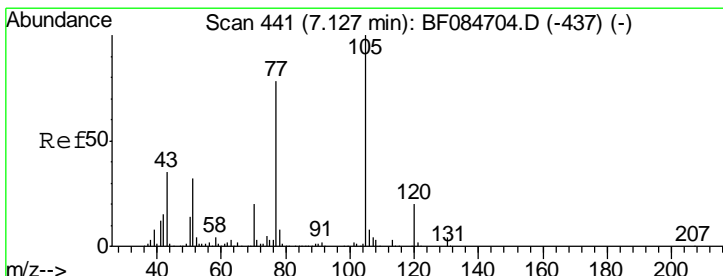
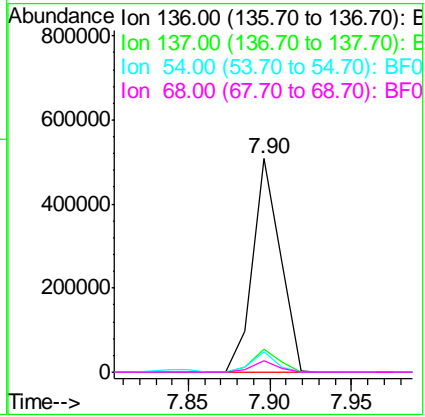




#21  
 Naphthalene-d8  
 Concen: 20.00 ng  
 RT: 7.90 min Scan# 552  
 Delta R.T. -0.02 min  
 Lab File: BF085014.D  
 Acq: 11 Feb 2016 13:01

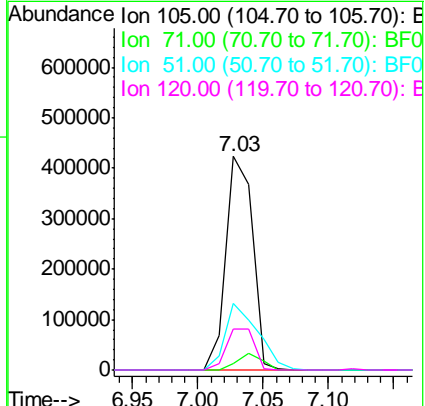
Instrument :  
 BNA\_F  
 ClientSampled :  
 PB88279BS

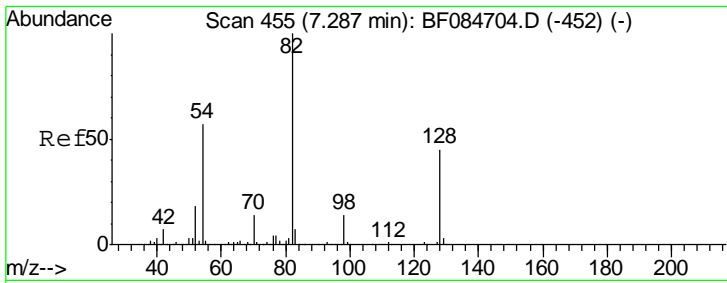
Tgt Ion	Resp	Lower	Upper
136	100		
137	10.9	8.7	13.1
54	9.8	5.8	8.8#
68	5.2	4.2	6.2



#22  
 Acetophenone  
 Concen: 38.31 ng  
 RT: 7.03 min Scan# 476  
 Delta R.T. -0.02 min  
 Lab File: BF085014.D  
 Acq: 11 Feb 2016 13:01

Tgt Ion	Resp	Lower	Upper
105	100		
71	3.1	3.7	5.5#
51	31.0	25.1	37.7
120	19.4	16.6	25.0

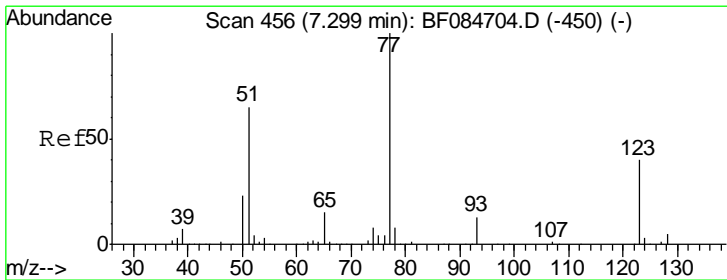
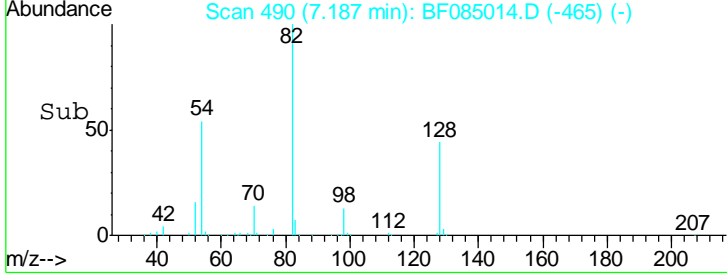
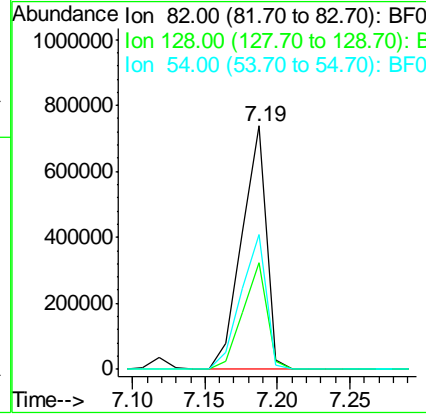
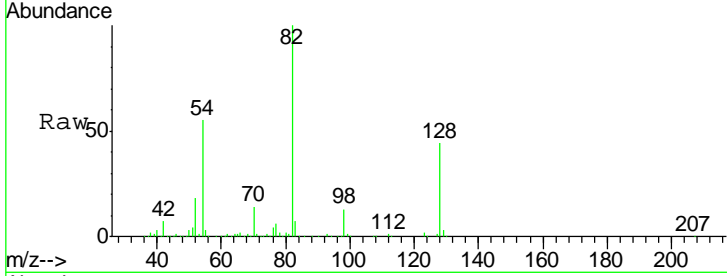




#23  
 Nitrobenzene-d5  
 Concen: 82.03 ng  
 RT: 7.19 min Scan# 490  
 Delta R.T. -0.01 min  
 Lab File: BF085014.D  
 Acq: 11 Feb 2016 13:01

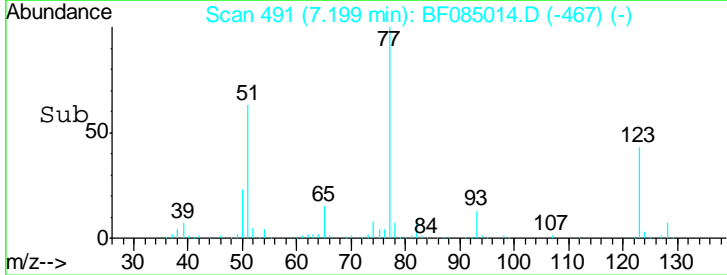
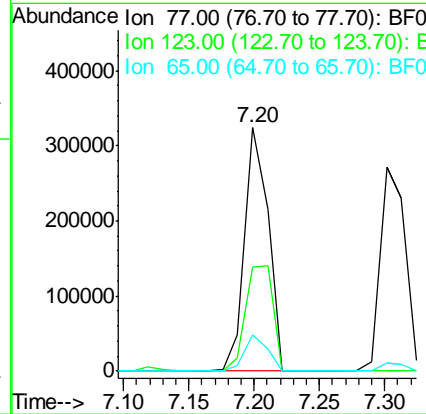
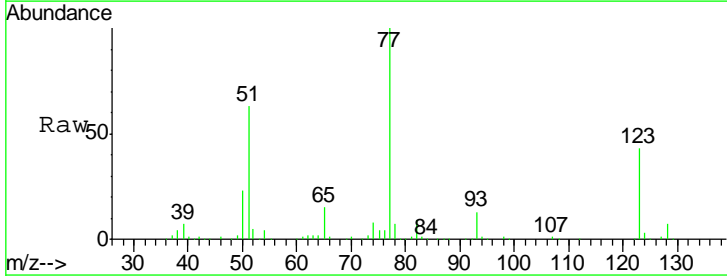
**Instrument :**  
 BNA\_F  
**ClientSampled :**  
 PB88279BS

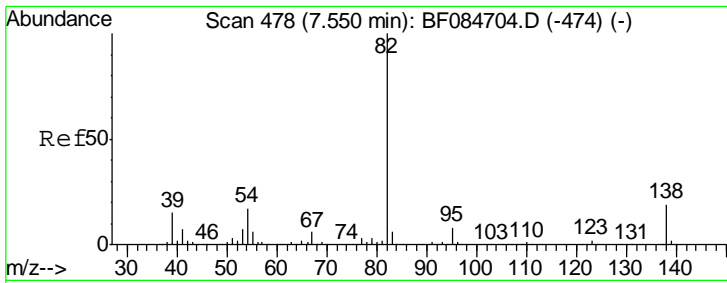
Tgt Ion	Resp	Lower	Upper
82	100		
128	44.0	34.6	51.8
54	55.3	38.4	57.6



#24  
 Nitrobenzene  
 Concen: 35.85 ng  
 RT: 7.20 min Scan# 491  
 Delta R.T. -0.02 min  
 Lab File: BF085014.D  
 Acq: 11 Feb 2016 13:01

Tgt Ion	Resp	Lower	Upper
77	100		
123	42.6	37.4	56.2
65	14.9	10.9	16.3

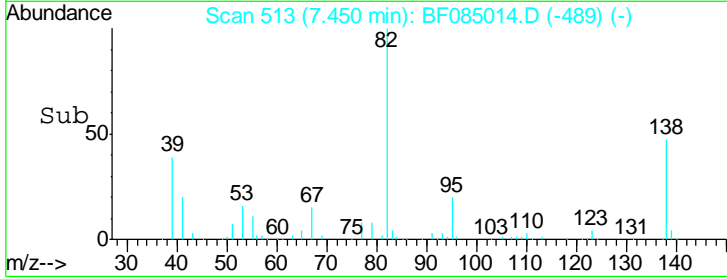
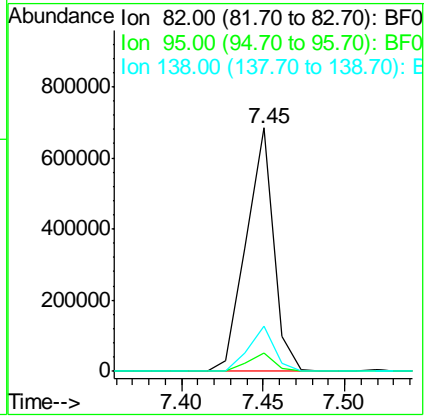
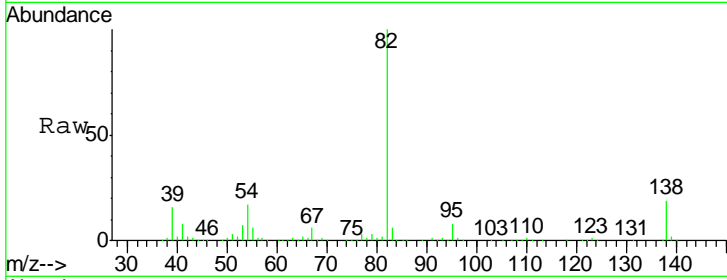




#25  
 Isophorone  
 Concen: 38.76 ng  
 RT: 7.45 min Scan# 513  
 Delta R.T. -0.02 min  
 Lab File: BF085014.D  
 Acq: 11 Feb 2016 13:01

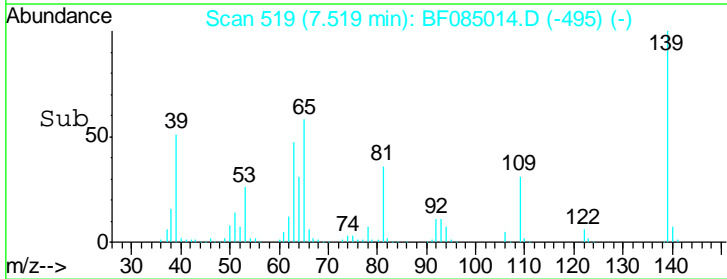
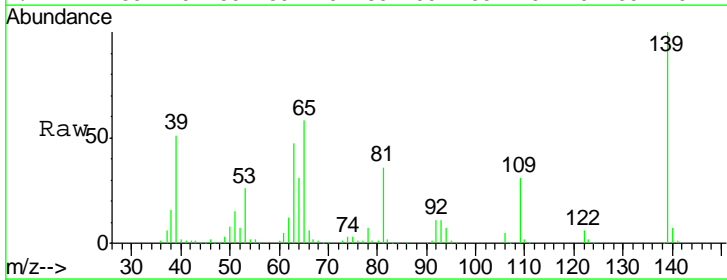
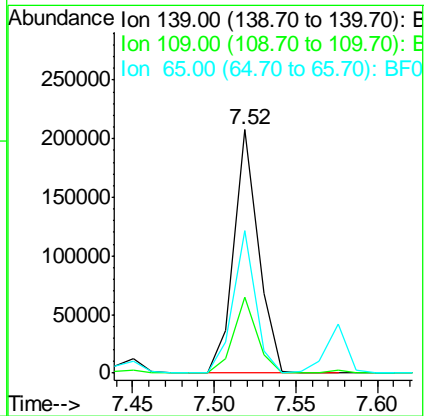
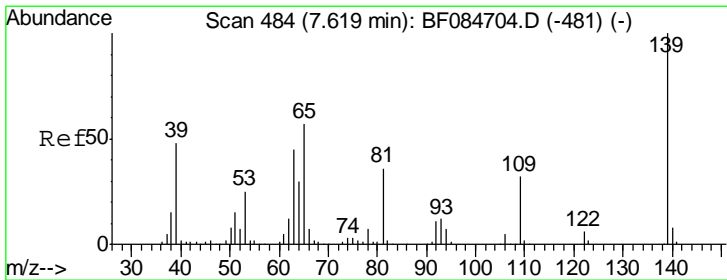
**Instrument :**  
 BNA\_F  
**ClientSampled :**  
 PB88279BS

Tgt Ion	Resp	Lower	Upper
82	100		
95	7.6	6.6	10.0
138	18.5	13.6	20.4

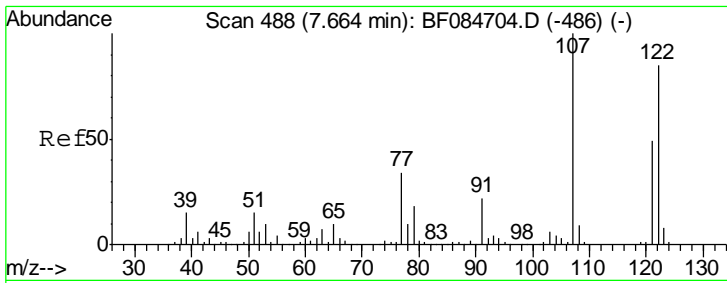


#26  
 2-Nitrophenol  
 Concen: 38.66 ng  
 RT: 7.52 min Scan# 519  
 Delta R.T. -0.02 min  
 Lab File: BF085014.D  
 Acq: 11 Feb 2016 13:01

Tgt Ion	Resp	Lower	Upper
139	100		
109	31.2	25.4	38.2
65	58.4	32.3	48.5#



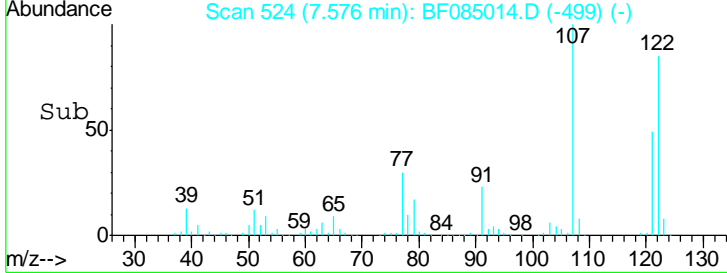
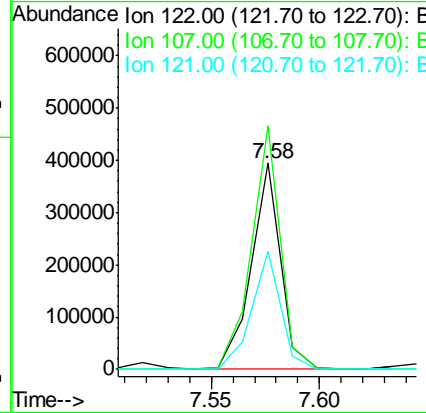
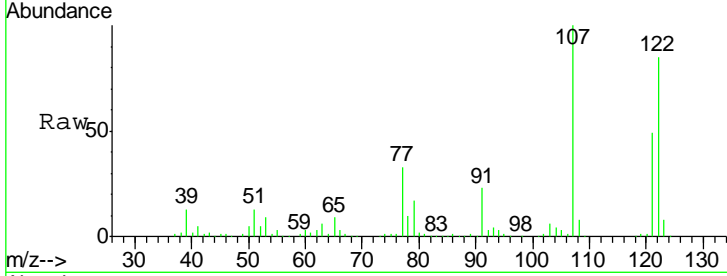




#27  
 2,4-Dimethylphenol  
 Concen: 38.02 ng  
 RT: 7.58 min Scan# 524  
 Delta R.T. -0.01 min  
 Lab File: BF085014.D  
 Acq: 11 Feb 2016 13:01

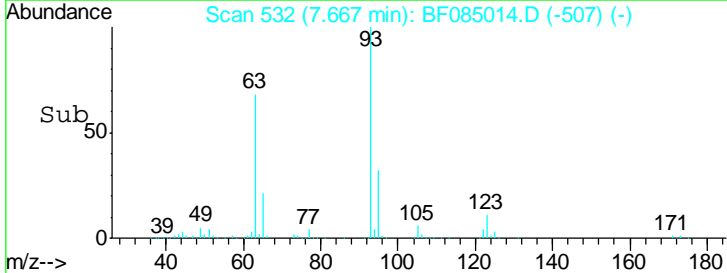
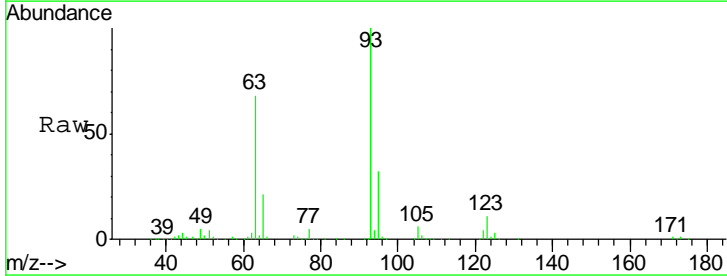
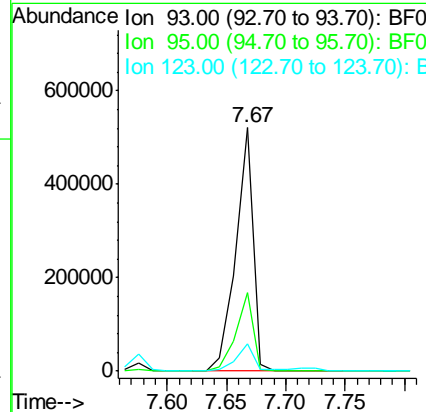
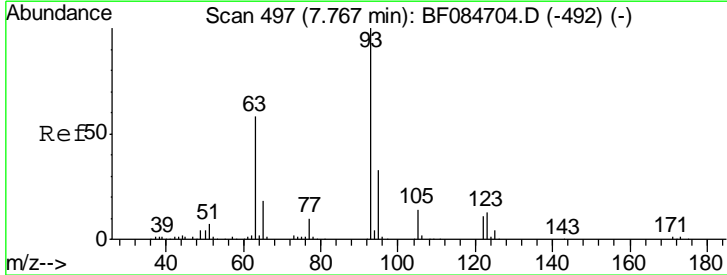
**Instrument :**  
 BNA\_F  
**ClientSampled :**  
 PB88279BS

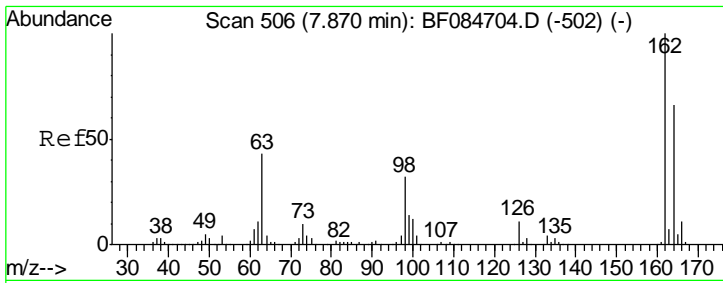
Tgt Ion	Resp	Lower	Upper
122	369559		
107	118.2	99.1	148.7
121	57.6	47.9	71.9



#28  
 bis(2-Chloroethoxy)methane  
 Concen: 43.23 ng  
 RT: 7.67 min Scan# 532  
 Delta R.T. -0.01 min  
 Lab File: BF085014.D  
 Acq: 11 Feb 2016 13:01

Tgt Ion	Resp	Lower	Upper
93	527685		
95	32.3	25.8	38.6
123	11.1	8.6	12.8

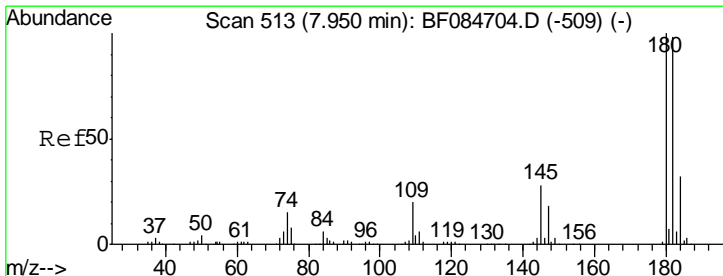
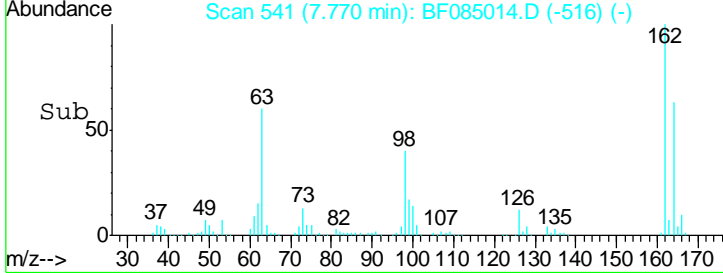
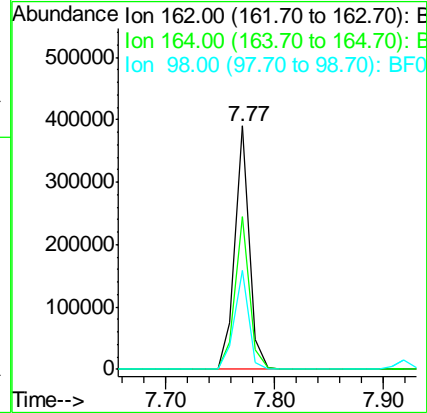
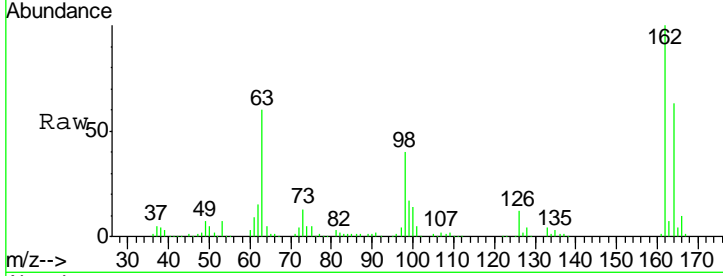




#29  
 2,4-Dichlorophenol  
 Concen: 42.64 ng  
 RT: 7.77 min Scan# 541  
 Delta R.T. -0.01 min  
 Lab File: BF085014.D  
 Acq: 11 Feb 2016 13:01

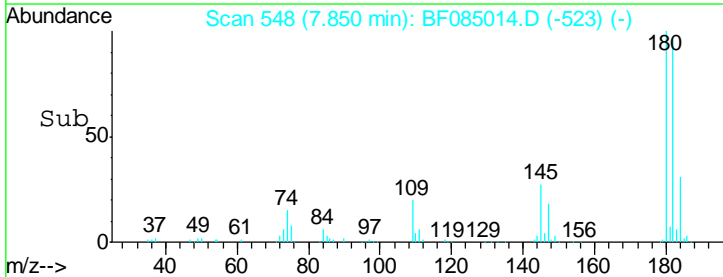
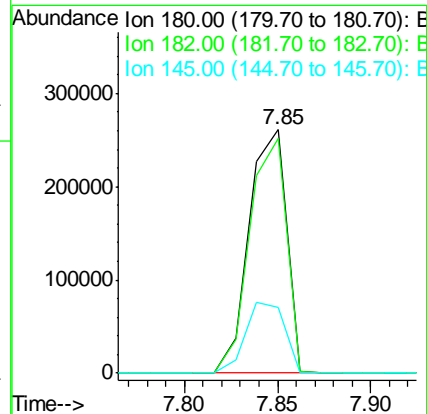
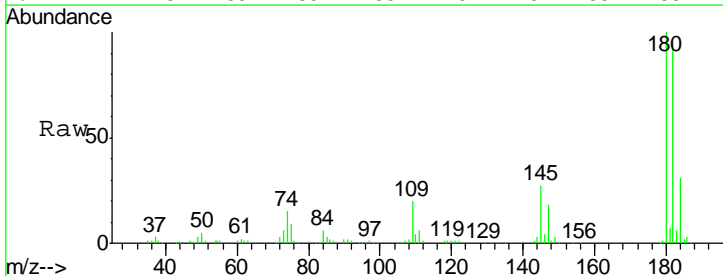
Instrument :  
 BNA\_F  
 ClientSampleID :  
 PB88279BS

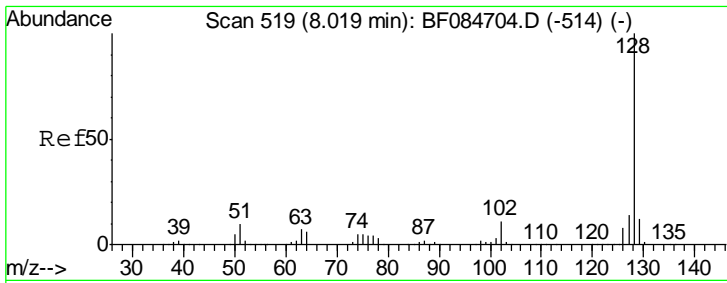
Tgt Ion	Resp	Lower	Upper
162	100		
164	62.5	44.1	84.1
98	40.4	20.2	60.2



#30  
 1,2,4-Trichlorobenzene  
 Concen: 38.57 ng  
 RT: 7.85 min Scan# 548  
 Delta R.T. -0.01 min  
 Lab File: BF085014.D  
 Acq: 11 Feb 2016 13:01

Tgt Ion	Resp	Lower	Upper
180	100		
182	96.2	76.4	114.6
145	26.8	31.6	47.4#



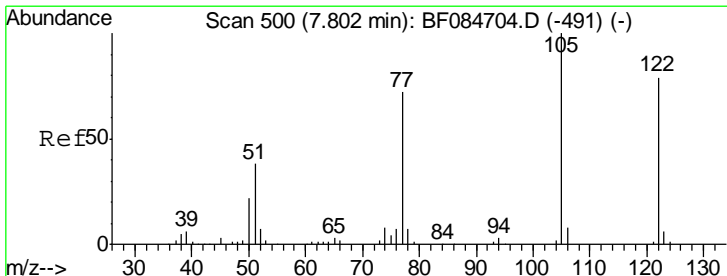
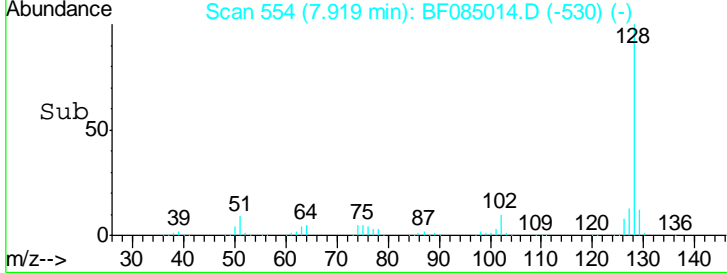
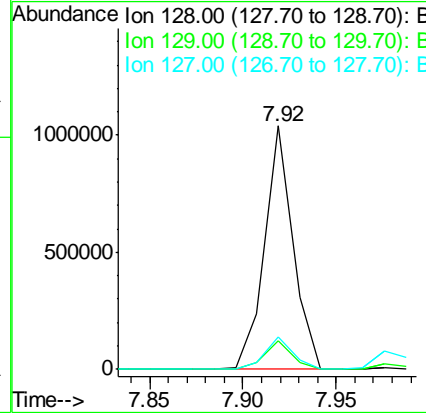
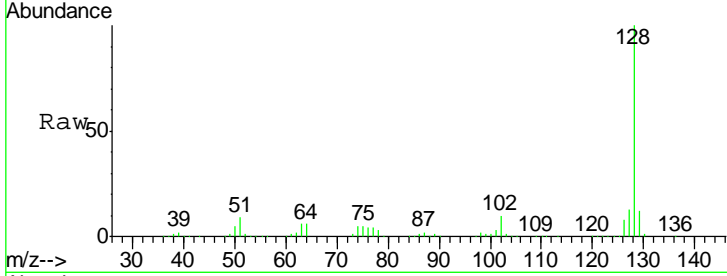


#31  
 Naphthalene  
 Concen: 36.63 ng  
 RT: 7.92 min Scan# 554  
 Delta R.T. -0.02 min  
 Lab File: BF085014.D  
 Acq: 11 Feb 2016 13:01

Instrument :  
 BNA\_F  
 ClientSampled :  
 PB88279BS

Tgt Ion:128 Resp: 1095349

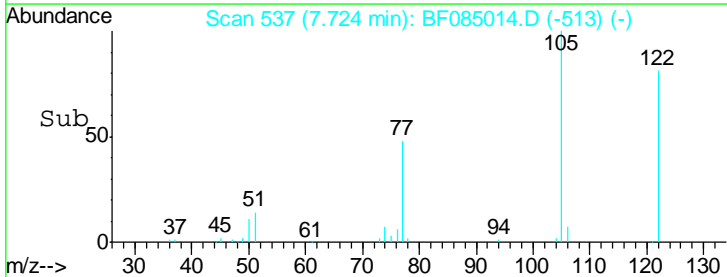
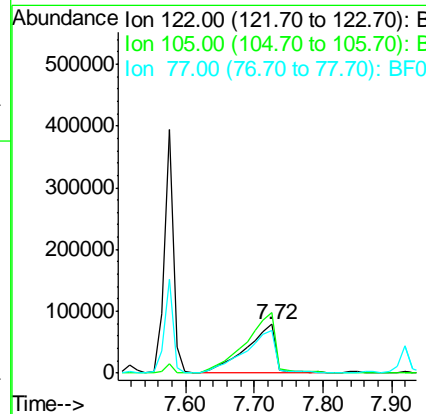
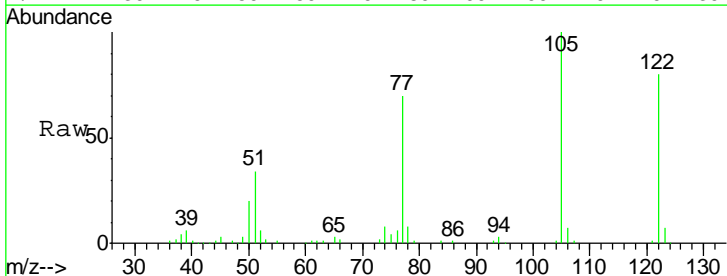
Ion	Ratio	Lower	Upper
128	100		
129	11.7	9.1	13.7
127	13.3	11.1	16.7

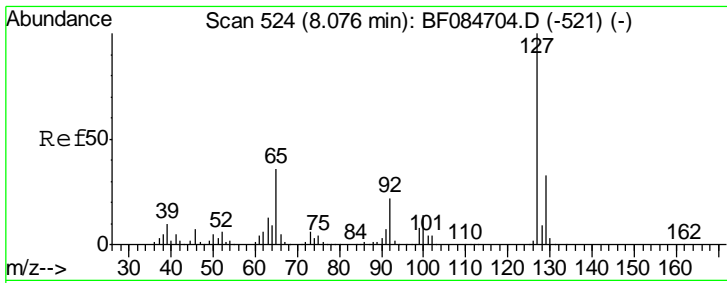


#32  
 Benzoic acid  
 Concen: 37.53 ng  
 RT: 7.72 min Scan# 537  
 Delta R.T. -0.02 min  
 Lab File: BF085014.D  
 Acq: 11 Feb 2016 13:01

Tgt Ion:122 Resp: 233335

Ion	Ratio	Lower	Upper
122	100		
105	124.7	100.3	140.3
77	87.4	63.5	103.5

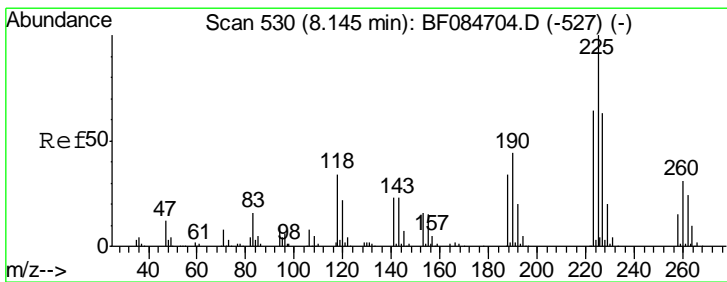
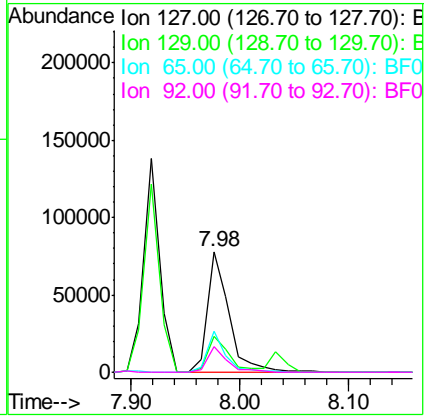
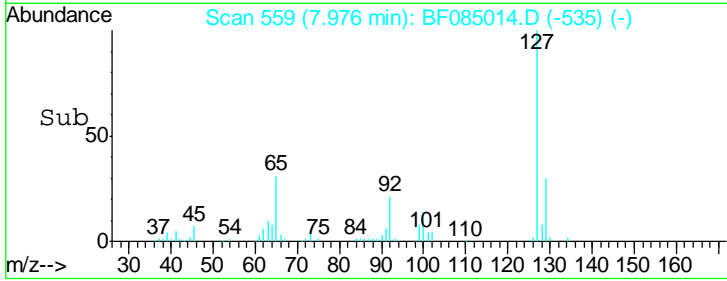
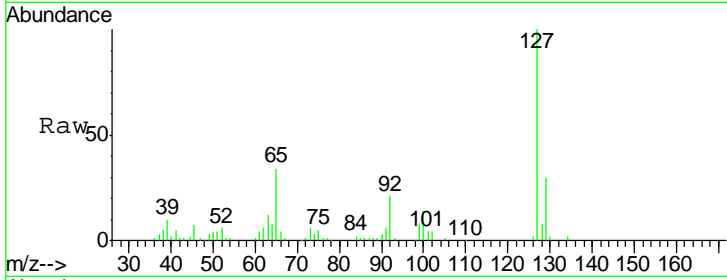




#33  
 4-Chloroaniline  
 Concen: 8.73 ng  
 RT: 7.98 min Scan# 559  
 Delta R.T. -0.02 min  
 Lab File: BF085014.D  
 Acq: 11 Feb 2016 13:01

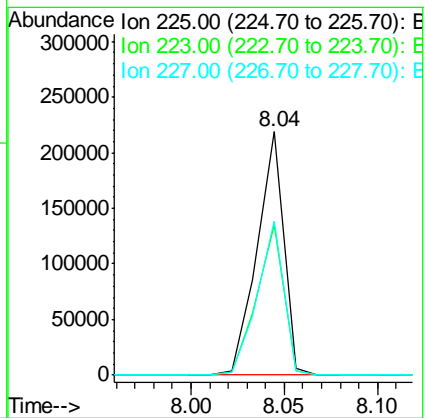
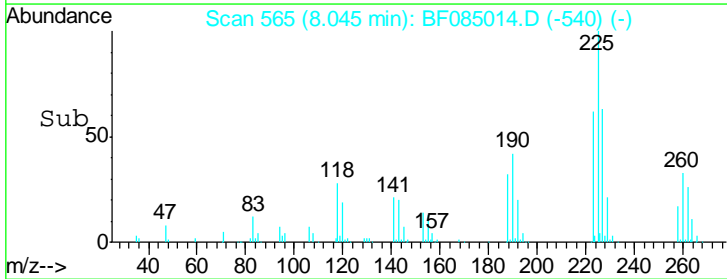
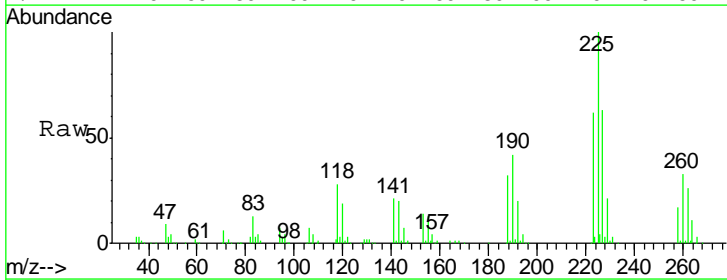
**Instrument :**  
 BNA\_F  
**ClientSampled :**  
 PB88279BS

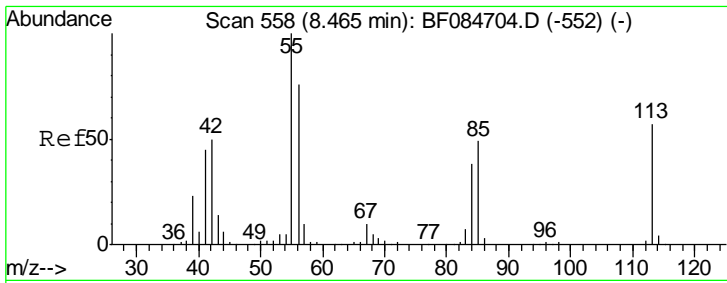
Tgt Ion	Resp	Lower	Upper
127	107936		
129	30.2	26.5	39.7
65	33.8	27.2	40.8
92	21.0	17.7	26.5



#34  
 Hexachlorobutadiene  
 Concen: 39.81 ng  
 RT: 8.04 min Scan# 565  
 Delta R.T. -0.01 min  
 Lab File: BF085014.D  
 Acq: 11 Feb 2016 13:01

Tgt Ion	Resp	Lower	Upper
225	215676		
223	61.7	49.4	74.0
227	63.2	50.8	76.2

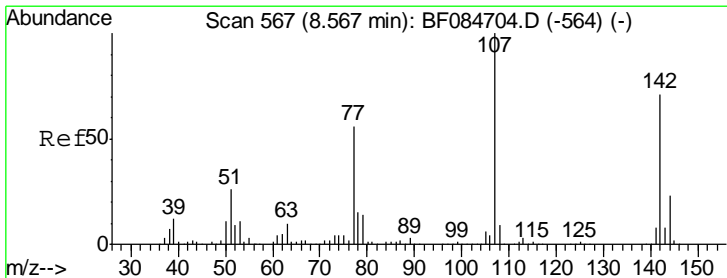
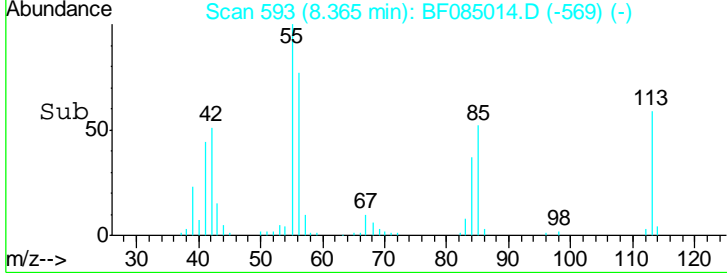
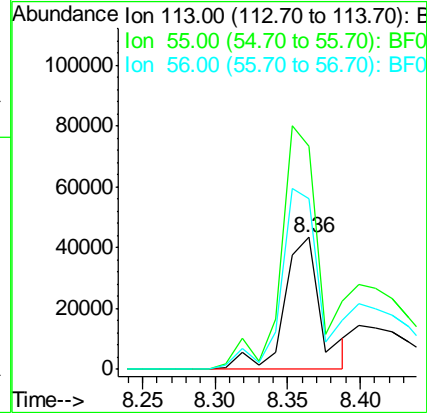
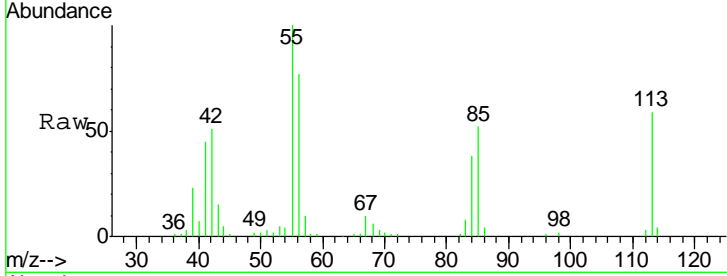




#35  
 Caprolactam  
 Concen: 29.30 ng  
 RT: 8.36 min Scan# 593  
 Delta R.T. -0.02 min  
 Lab File: BF085014.D  
 Acq: 11 Feb 2016 13:01

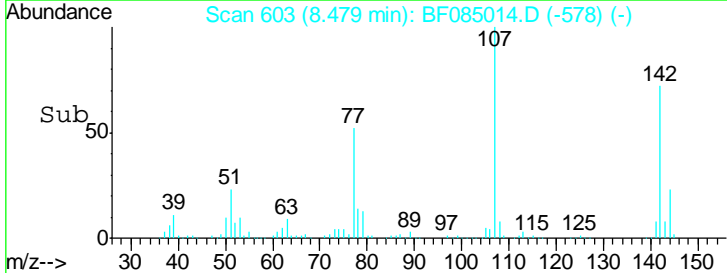
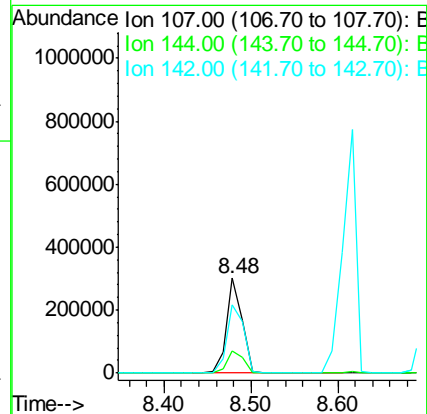
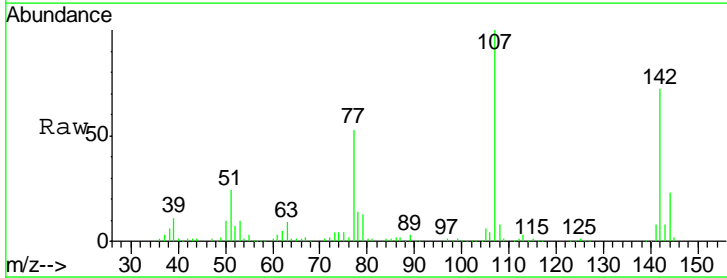
Instrument :  
 BNA\_F  
 ClientSampled :  
 PB88279BS

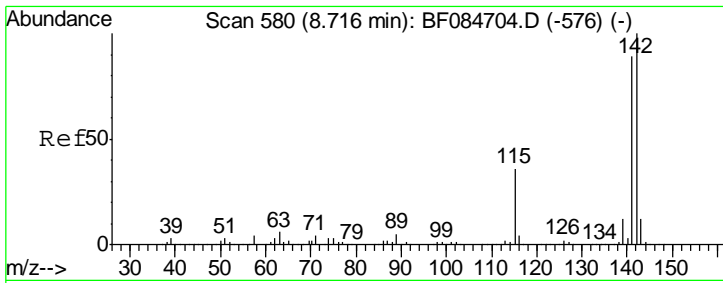
Tgt Ion	Resp	Lower	Upper
113	100		
55	169.2	116.9	156.9#
56	129.5	93.8	133.8



#36  
 4-Chloro-3-methylphenol  
 Concen: 39.65 ng  
 RT: 8.48 min Scan# 603  
 Delta R.T. -0.01 min  
 Lab File: BF085014.D  
 Acq: 11 Feb 2016 13:01

Tgt Ion	Resp	Lower	Upper
107	100		
144	22.7	19.7	29.5
142	71.9	61.8	92.6

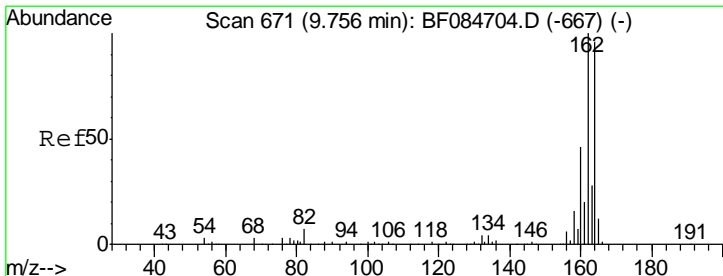
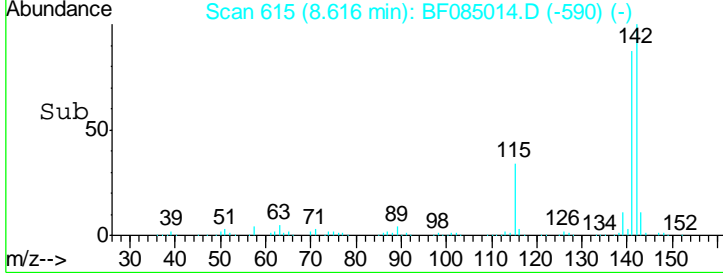
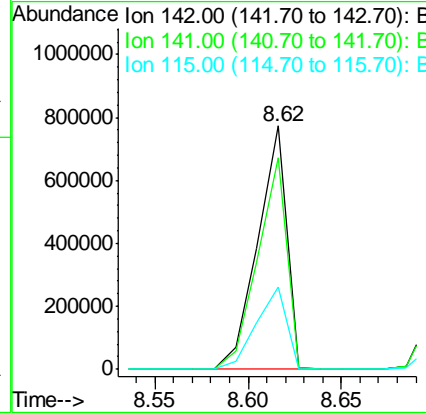
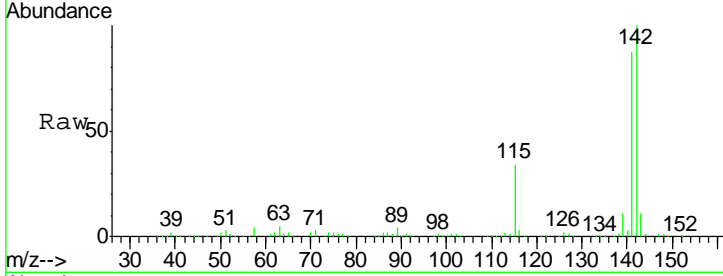




#37  
 2-Methylnaphthalene  
 Concen: 45.24 ng  
 RT: 8.62 min Scan# 615  
 Delta R.T. -0.01 min  
 Lab File: BF085014.D  
 Acq: 11 Feb 2016 13:01

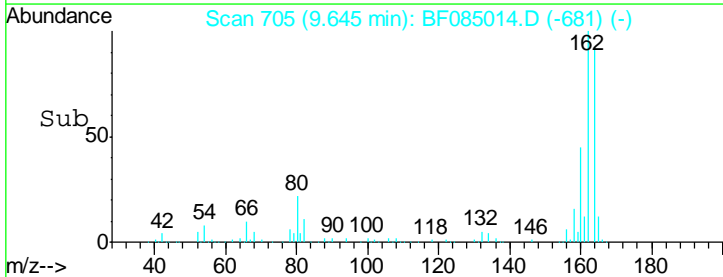
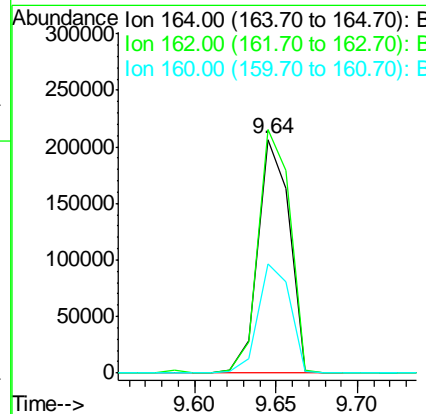
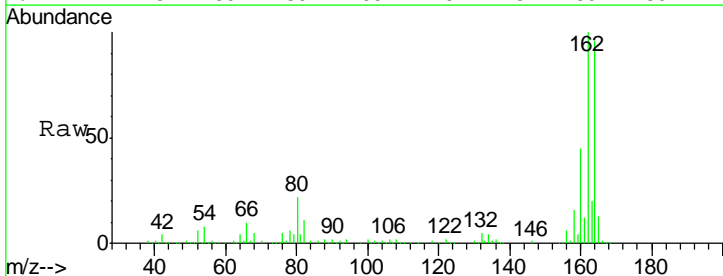
Instrument :  
 BNA\_F  
 ClientSampled :  
 PB88279BS

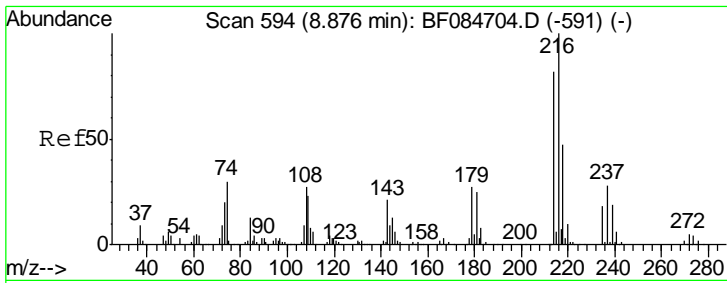
Tgt Ion	Resp	Lower	Upper
142	100		
141	87.0	72.4	108.6
115	34.0	27.9	41.9



#38  
 Acenaphthene-d10  
 Concen: 20.00 ng  
 RT: 9.64 min Scan# 705  
 Delta R.T. -0.02 min  
 Lab File: BF085014.D  
 Acq: 11 Feb 2016 13:01

Tgt Ion	Resp	Lower	Upper
164	100		
162	104.1	85.1	127.7
160	46.6	37.5	56.3

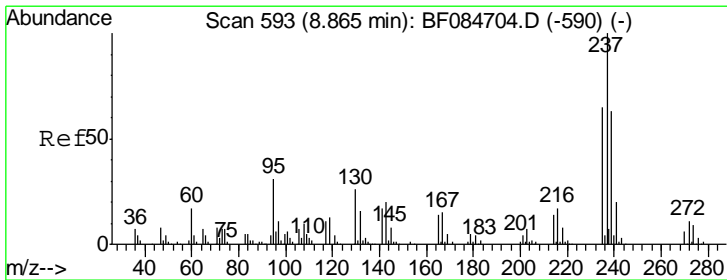
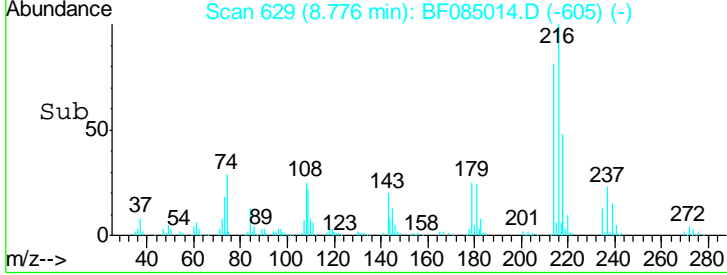
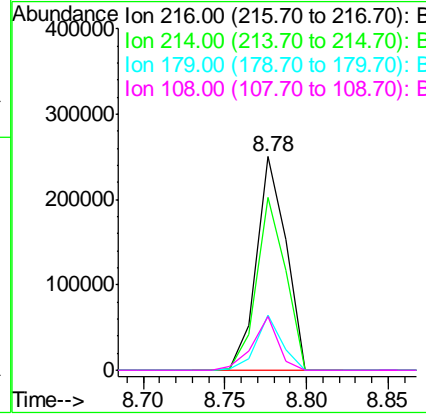
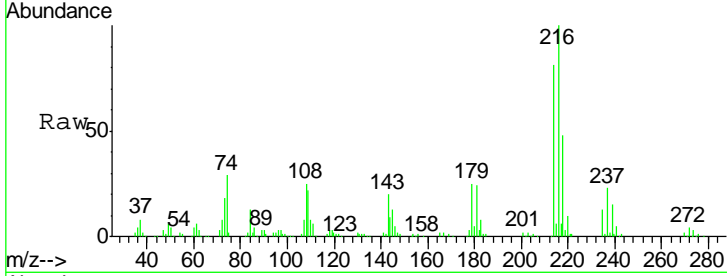




#39  
 1,2,4,5-Tetrachlorobenzene  
 Concen: 35.81 ng  
 RT: 8.78 min Scan# 629  
 Delta R.T. -0.02 min  
 Lab File: BF085014.D  
 Acq: 11 Feb 2016 13:01

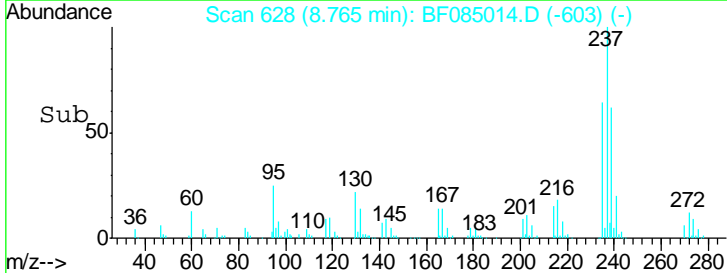
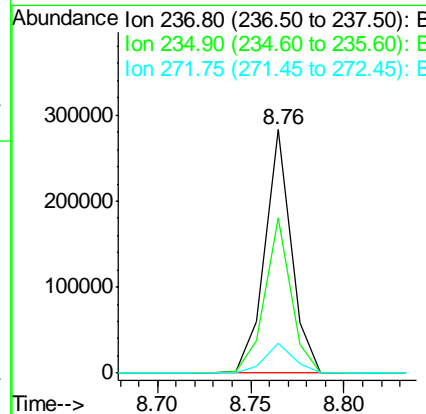
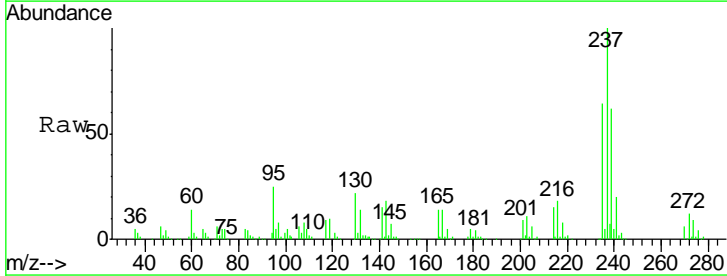
**Instrument :**  
 BNA\_F  
**ClientSampleID :**  
 PB88279BS

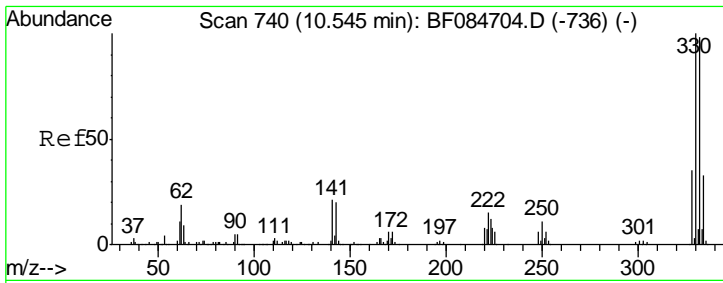
Tgt Ion	Resp	Lower	Upper
216	100		
214	79.5	64.2	96.2
179	22.5	18.7	28.1
108	22.8	16.8	25.2



#40  
 Hexachlorocyclopentadiene  
 Concen: 73.75 ng  
 RT: 8.76 min Scan# 628  
 Delta R.T. -0.01 min  
 Lab File: BF085014.D  
 Acq: 11 Feb 2016 13:01

Tgt Ion	Resp	Lower	Upper
237	100		
235	63.8	43.1	83.1
272	12.2	0.0	35.1

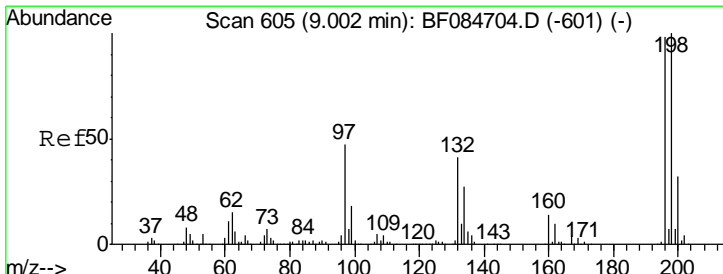
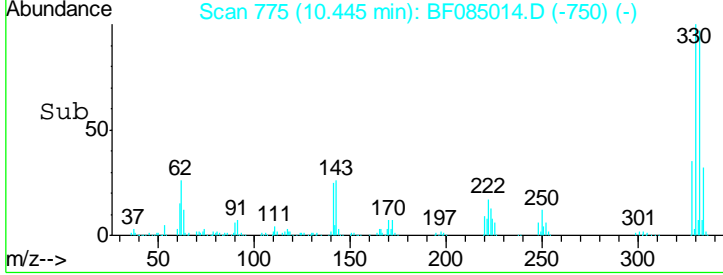
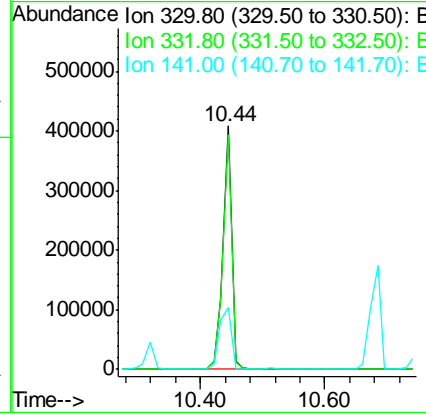
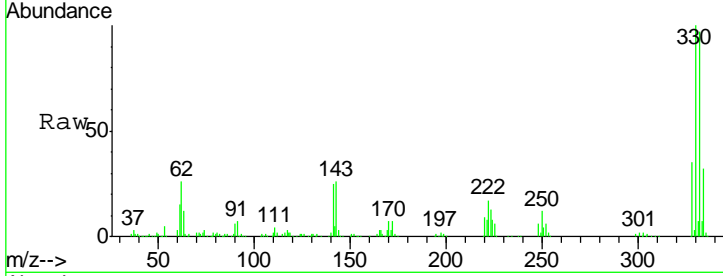




#41  
 2,4,6-Tribromophenol  
 Concen: 134.75 ng  
 RT: 10.44 min Scan# 775  
 Delta R.T. -0.01 min  
 Lab File: BF085014.D  
 Acq: 11 Feb 2016 13:01

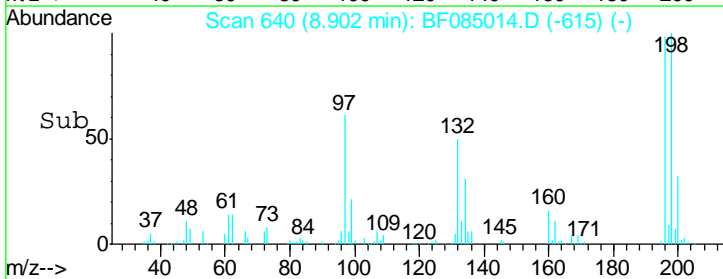
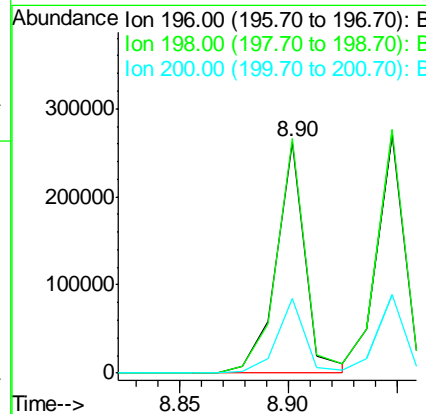
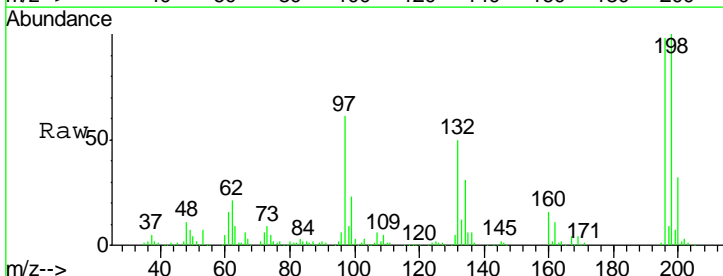
Instrument :  
 BNA\_F  
 ClientSampleID :  
 PB88279BS

Tgt Ion	Resp	Lower	Upper
330	100		
332	96.8	76.6	114.8
141	35.4	27.8	41.6

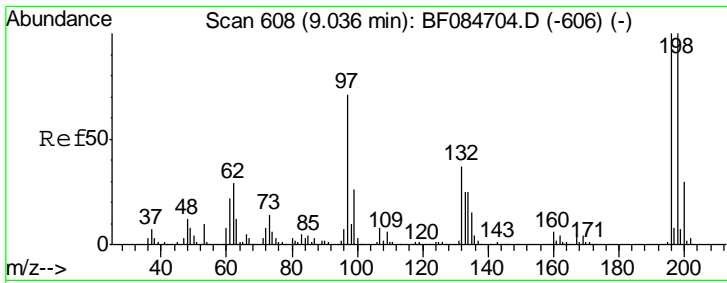


#42  
 2,4,6-Trichlorophenol  
 Concen: 43.53 ng  
 RT: 8.90 min Scan# 640  
 Delta R.T. -0.01 min  
 Lab File: BF085014.D  
 Acq: 11 Feb 2016 13:01

Tgt Ion	Resp	Lower	Upper
196	100		
198	101.8	77.7	116.5
200	32.1	24.6	37.0



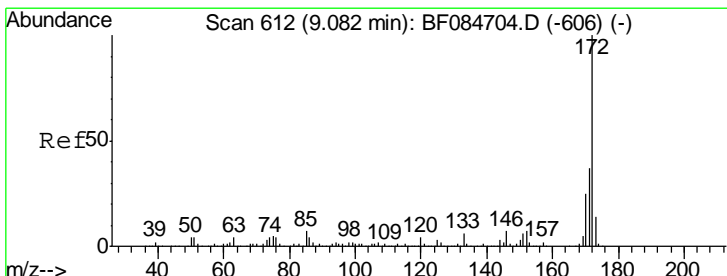
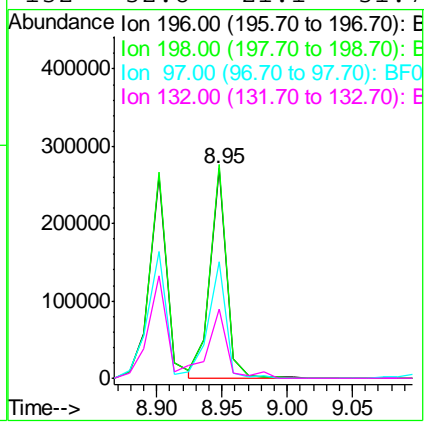
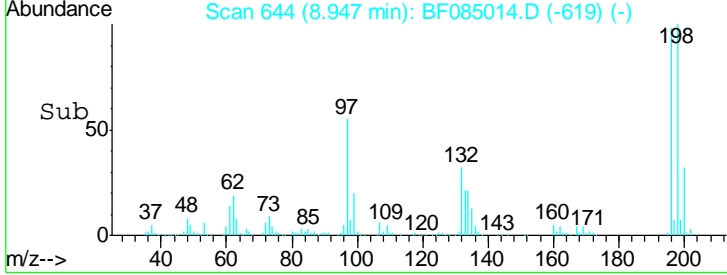
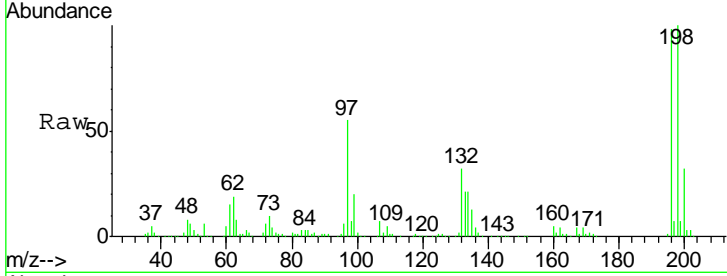




#43  
 2,4,5-Trichlorophenol  
 Concen: 41.88 ng  
 RT: 8.95 min Scan# 644  
 Delta R.T. -0.01 min  
 Lab File: BF085014.D  
 Acq: 11 Feb 2016 13:01

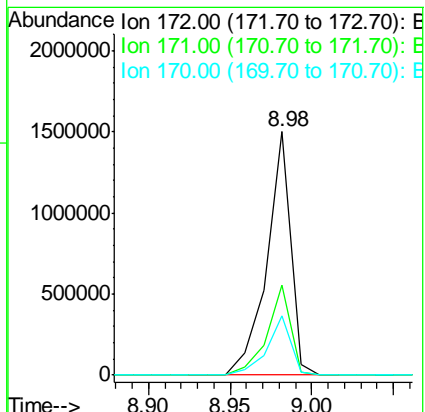
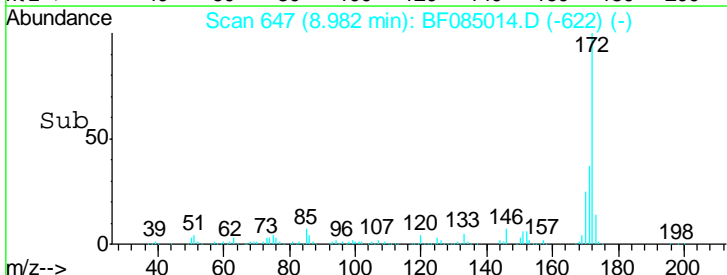
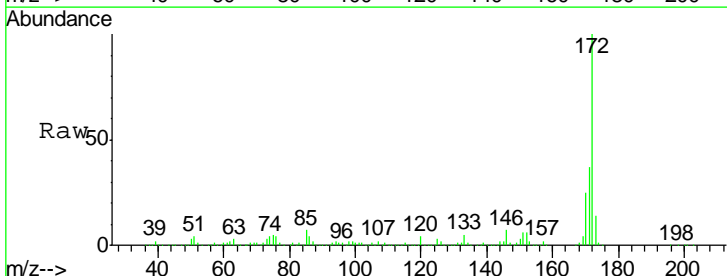
Instrument :  
 BNA\_F  
 ClientSampled :  
 PB88279BS

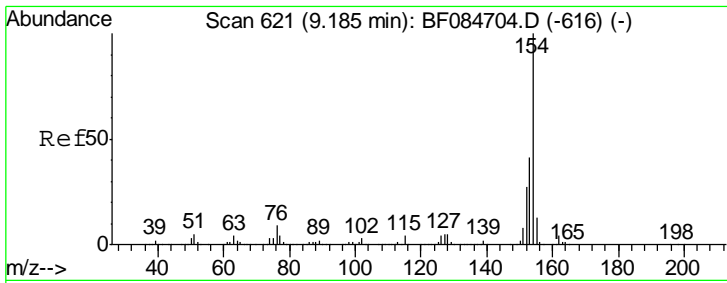
Tgt Ion	Resp	Lower	Upper
196	100		
198	101.9	79.0	118.6
97	55.8	33.0	49.6#
132	32.8	21.1	31.7#



#44  
 2-Fluorobiphenyl  
 Concen: 98.52 ng  
 RT: 8.98 min Scan# 647  
 Delta R.T. -0.01 min  
 Lab File: BF085014.D  
 Acq: 11 Feb 2016 13:01

Tgt Ion	Resp	Lower	Upper
172	100		
171	36.8	28.9	43.3
170	24.5	18.6	27.8

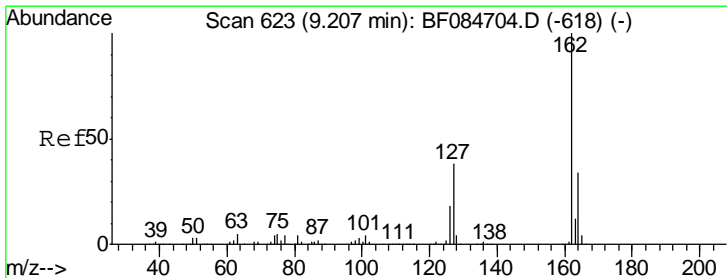
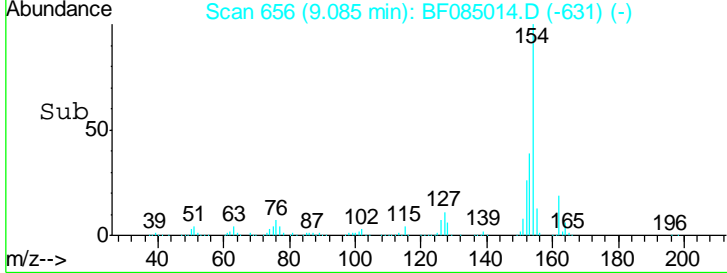
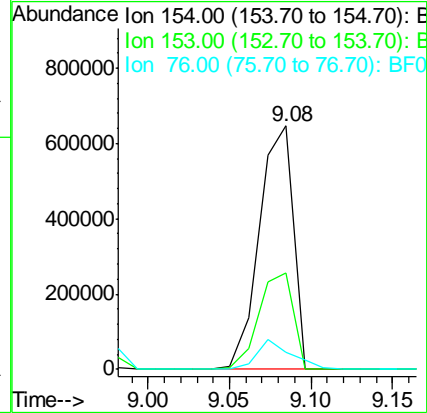
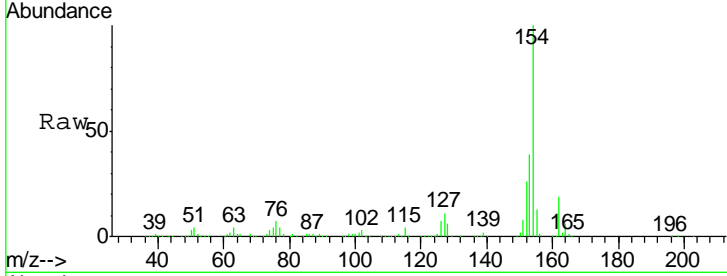




#45  
 1,1'-Biphenyl  
 Concen: 37.87 ng  
 RT: 9.08 min Scan# 656  
 Delta R.T. -0.01 min  
 Lab File: BF085014.D  
 Acq: 11 Feb 2016 13:01

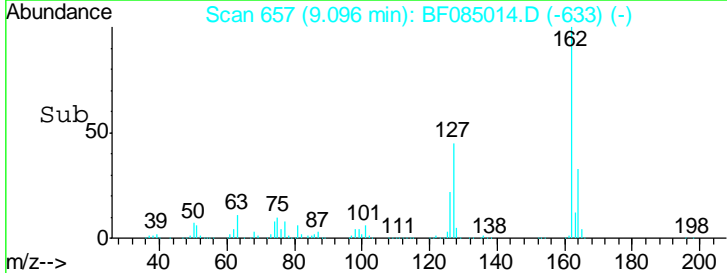
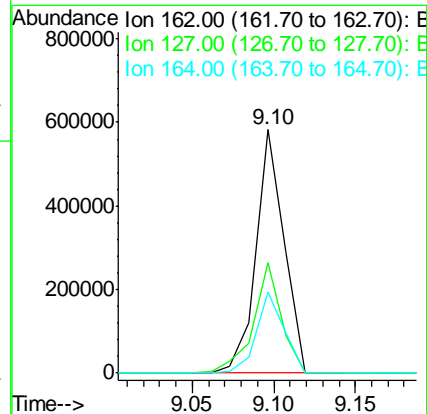
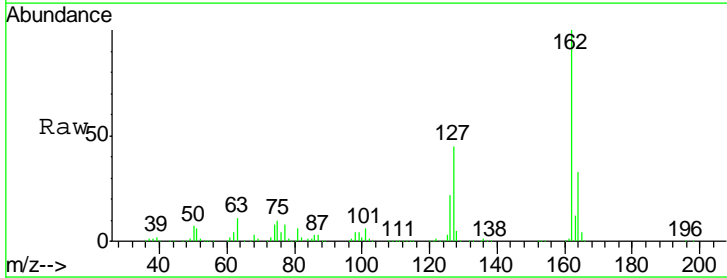
Instrument :  
 BNA\_F  
 ClientSampled :  
 PB88279BS

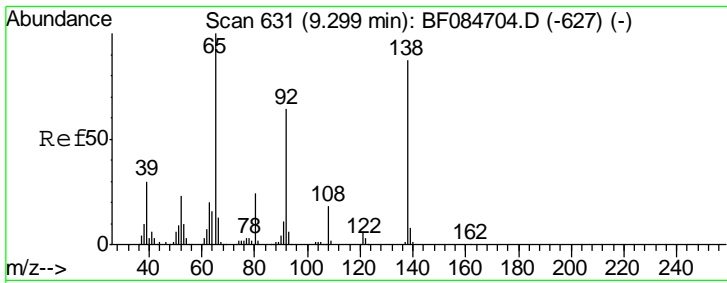
Tgt Ion	Resp	Lower	Upper
154	100		
153	39.4	21.6	61.6
76	6.9	0.0	32.7



#46  
 2-Chloronaphthalene  
 Concen: 38.05 ng  
 RT: 9.10 min Scan# 657  
 Delta R.T. -0.02 min  
 Lab File: BF085014.D  
 Acq: 11 Feb 2016 13:01

Tgt Ion	Resp	Lower	Upper
162	100		
127	45.5	40.2	60.4
164	33.3	25.7	38.5

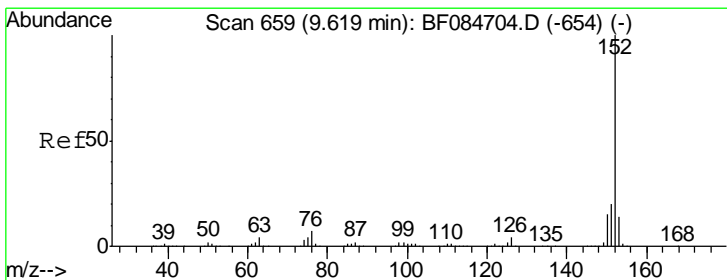
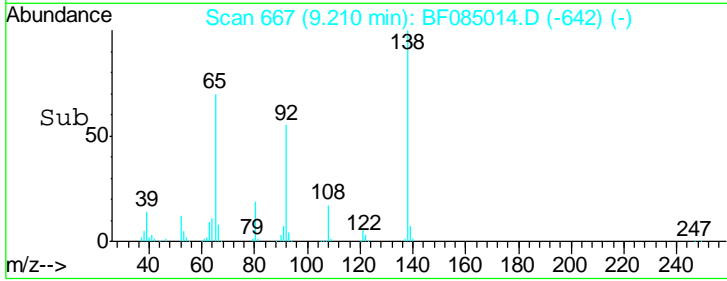
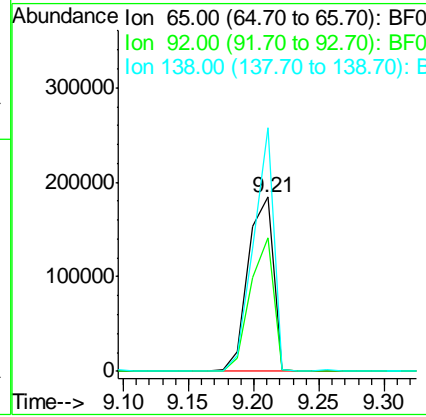
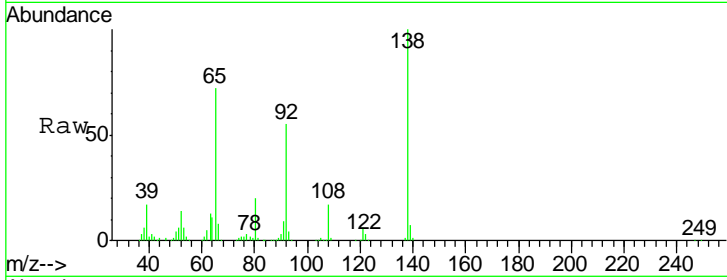




#47  
 2-Nitroaniline  
 Concen: 43.31 ng  
 RT: 9.21 min Scan# 667  
 Delta R.T. -0.01 min  
 Lab File: BF085014.D  
 Acq: 11 Feb 2016 13:01

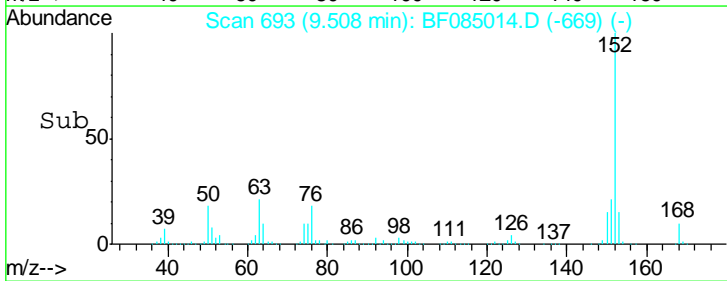
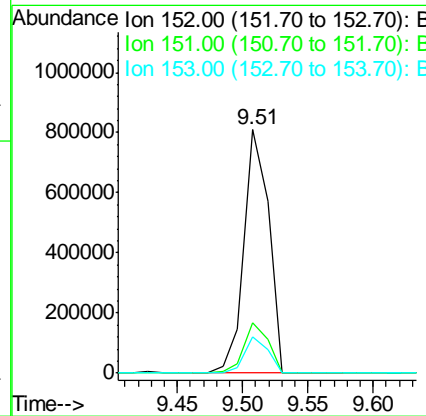
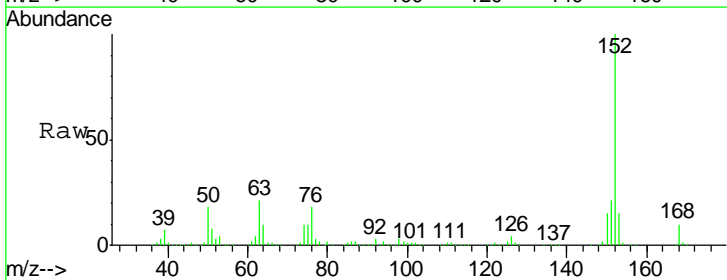
**Instrument :**  
 BNA\_F  
**ClientSampled :**  
 PB88279BS

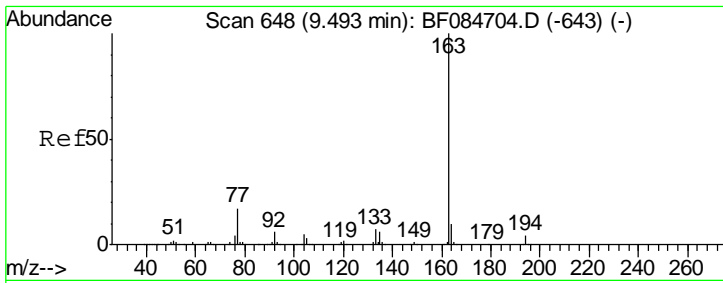
Tgt Ion:	65	92	138	Resp:	249124	Lower	Upper
Ion Ratio	100	76.8	139.8				
		53.4	71.1				
		80.2	106.7				



#48  
 Acenaphthylene  
 Concen: 38.61 ng  
 RT: 9.51 min Scan# 693  
 Delta R.T. -0.02 min  
 Lab File: BF085014.D  
 Acq: 11 Feb 2016 13:01

Tgt Ion:	152	Resp:	1064221	Lower	Upper
Ion Ratio	100				
	151	20.6		16.3	24.5
	153	14.8		10.4	15.6

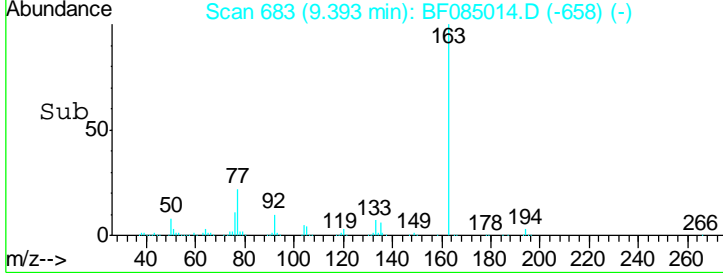
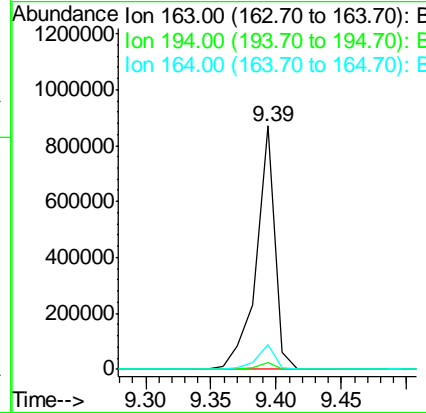
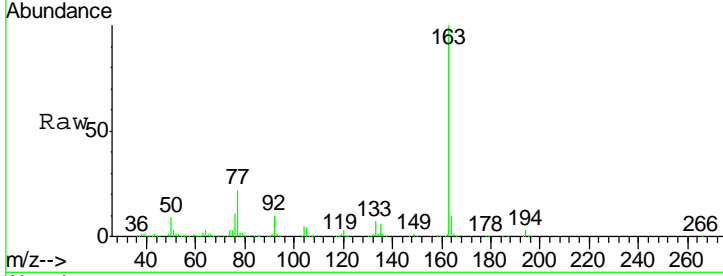




#49  
 Dimethylphthalate  
 Concen: 40.83 ng  
 RT: 9.39 min Scan# 683  
 Delta R.T. -0.01 min  
 Lab File: BF085014.D  
 Acq: 11 Feb 2016 13:01

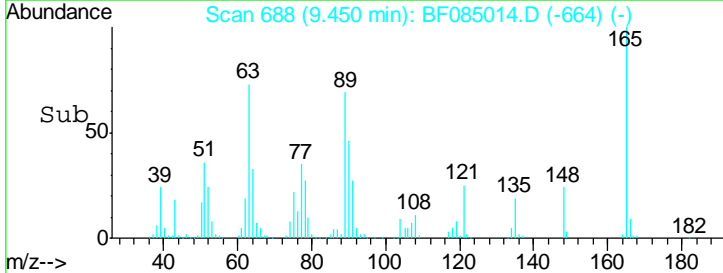
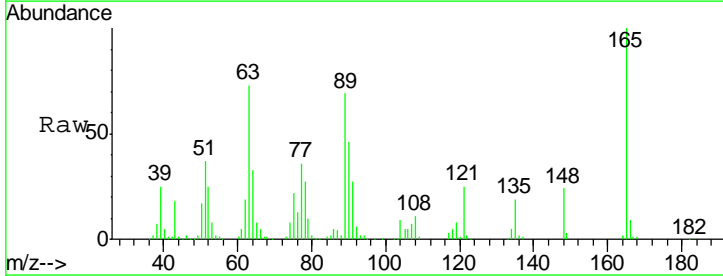
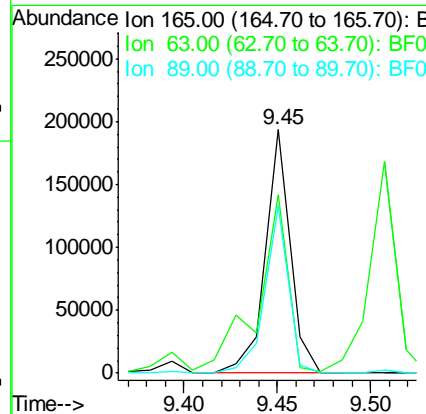
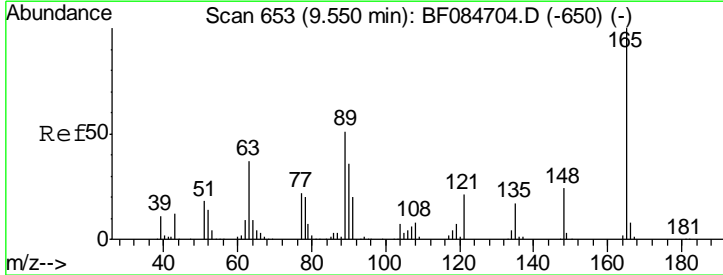
Instrument :  
 BNA\_F  
 ClientSampleId :  
 PB88279BS

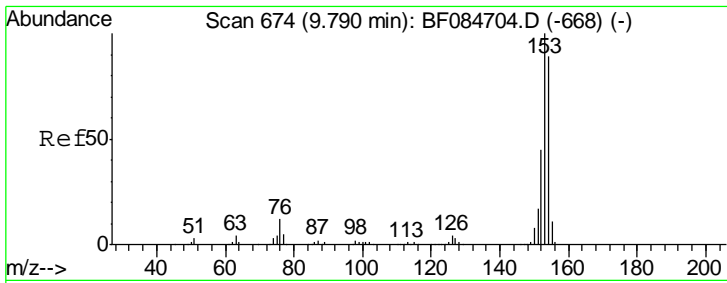
Tgt Ion	Resp	Lower	Upper
163	100		
194	3.1	8.0	12.0#
164	10.3	8.0	12.0



#50  
 2,6-Dinitrotoluene  
 Concen: 38.69 ng  
 RT: 9.45 min Scan# 688  
 Delta R.T. -0.02 min  
 Lab File: BF085014.D  
 Acq: 11 Feb 2016 13:01

Tgt Ion	Resp	Lower	Upper
165	100		
63	73.4	28.8	43.2#
89	68.5	35.1	52.7#

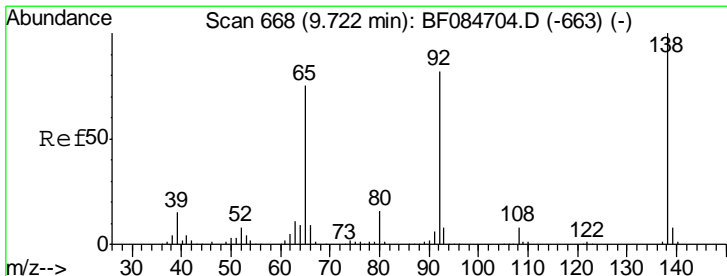
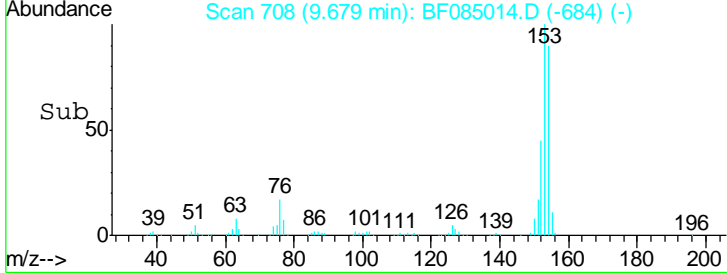
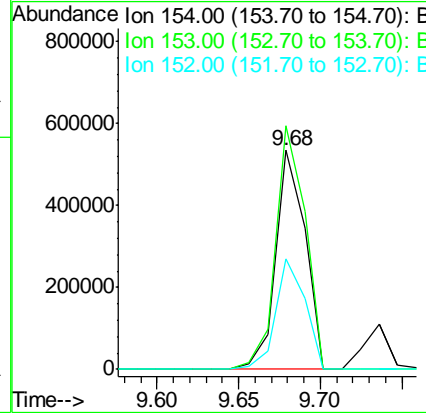
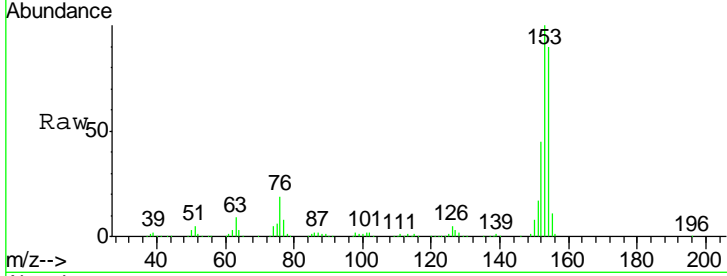




#51  
 Acenaphthene  
 Concen: 37.53 ng  
 RT: 9.68 min Scan# 708  
 Delta R.T. -0.02 min  
 Lab File: BF085014.D  
 Acq: 11 Feb 2016 13:01

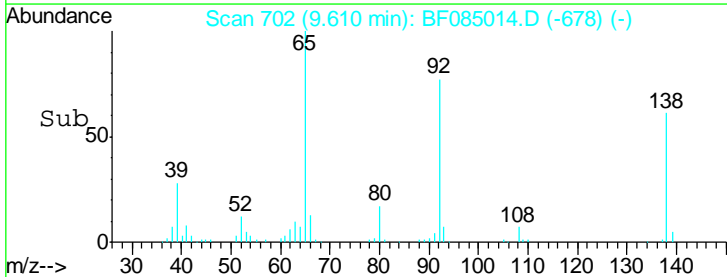
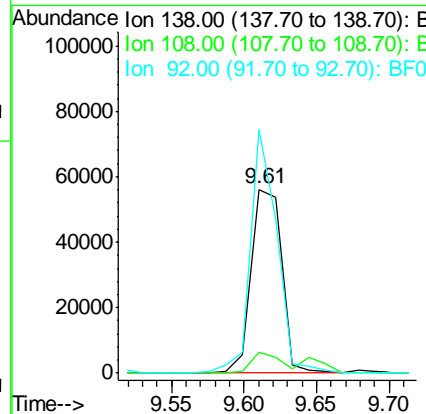
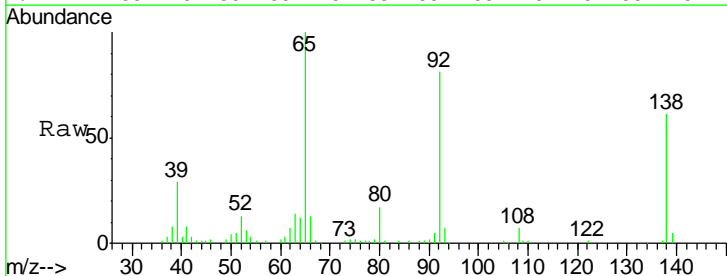
Instrument :  
 BNA\_F  
 ClientSampled :  
 PB88279BS

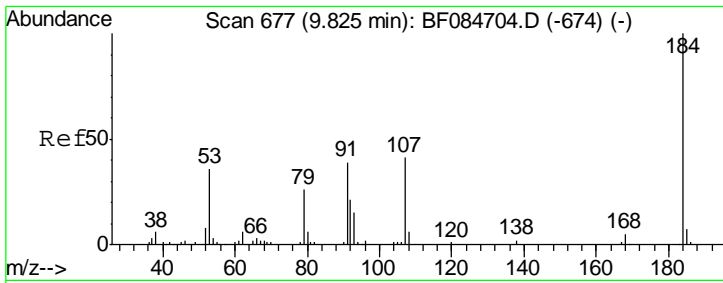
Tgt Ion	Resp	Lower	Upper
154	100		
153	111.3	91.5	137.3
152	50.5	43.0	64.6



#52  
 3-Nitroaniline  
 Concen: 15.91 ng  
 RT: 9.61 min Scan# 702  
 Delta R.T. -0.02 min  
 Lab File: BF085014.D  
 Acq: 11 Feb 2016 13:01

Tgt Ion	Resp	Lower	Upper
138	100		
108	11.5	10.5	15.7
92	132.7	103.9	155.9

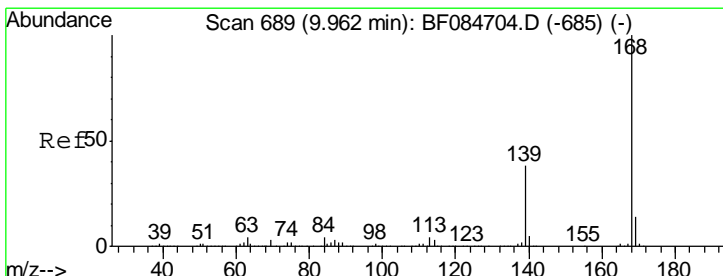
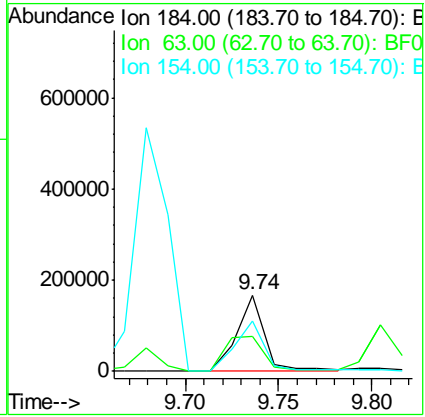
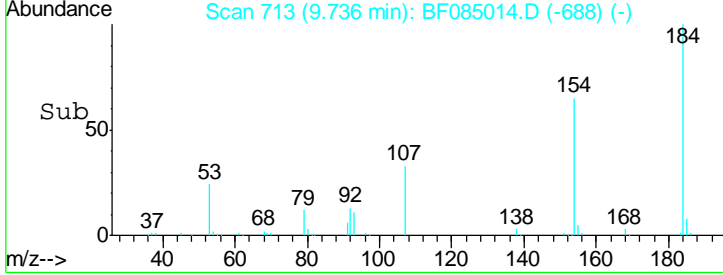
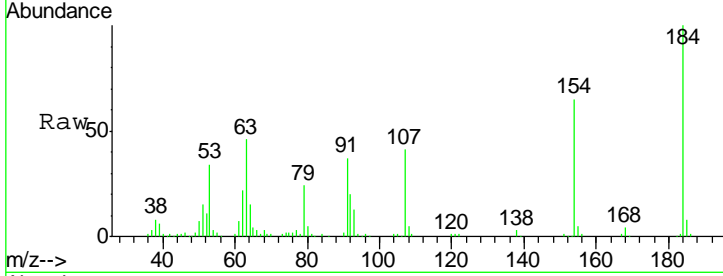




#53  
 2,4-Dinitrophenol  
 Concen: 83.38 ng  
 RT: 9.74 min Scan# 713  
 Delta R.T. -0.01 min  
 Lab File: BF085014.D  
 Acq: 11 Feb 2016 13:01

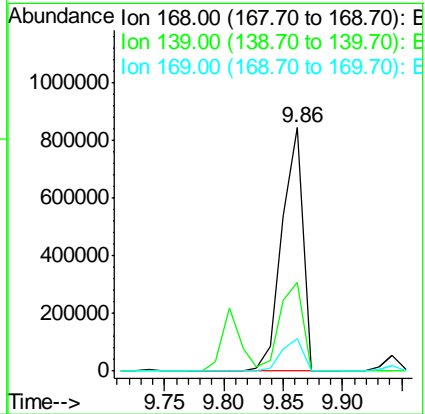
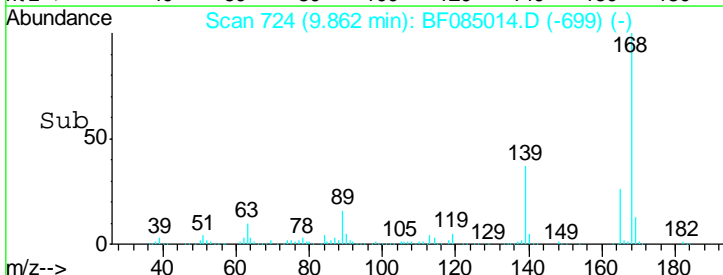
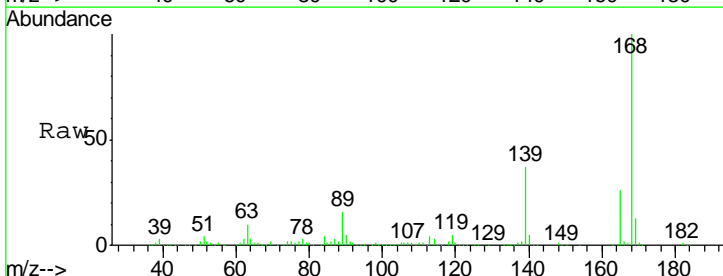
**Instrument :**  
 BNA\_F  
**ClientSampled :**  
 PB88279BS

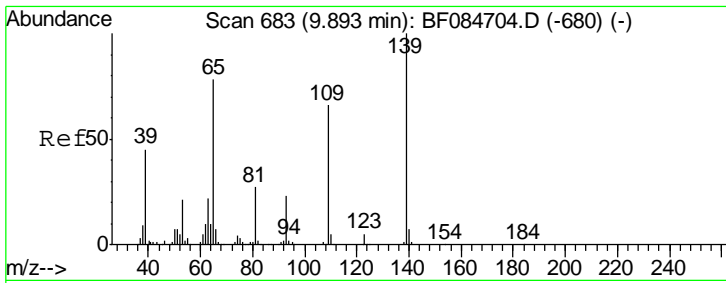
Tgt Ion	Resp	Lower	Upper
184	177385		
63	45.8	43.1	64.7
154	65.3	60.5	90.7



#54  
 Dibenzofuran  
 Concen: 46.22 ng  
 RT: 9.86 min Scan# 724  
 Delta R.T. -0.01 min  
 Lab File: BF085014.D  
 Acq: 11 Feb 2016 13:01

Tgt Ion	Resp	Lower	Upper
168	1013156		
139	36.7	30.5	45.7
169	13.2	10.4	15.6

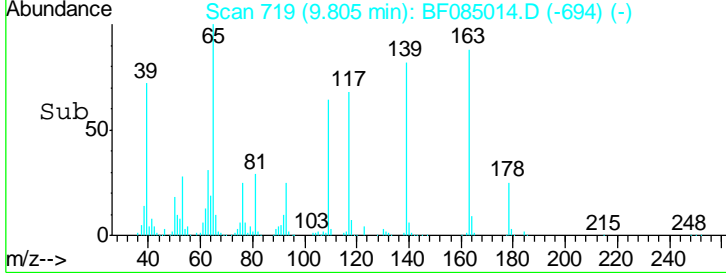
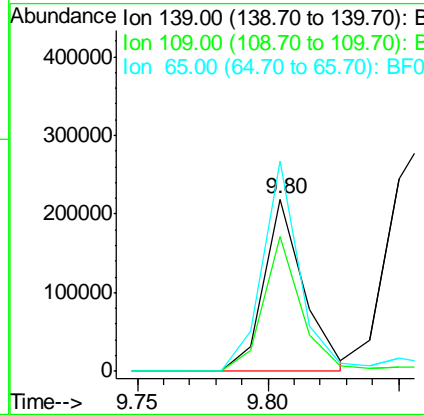
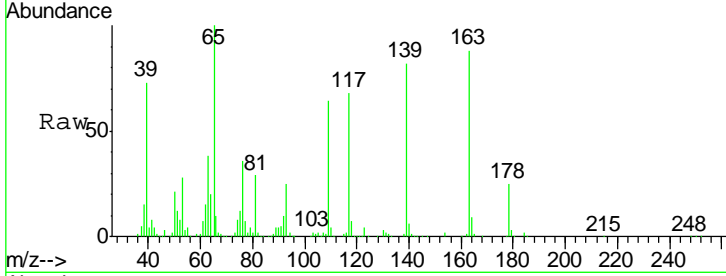




#55  
 4-Nitrophenol  
 Concen: 61.77 ng  
 RT: 9.80 min Scan# 719  
 Delta R.T. -0.01 min  
 Lab File: BF085014.D  
 Acq: 11 Feb 2016 13:01

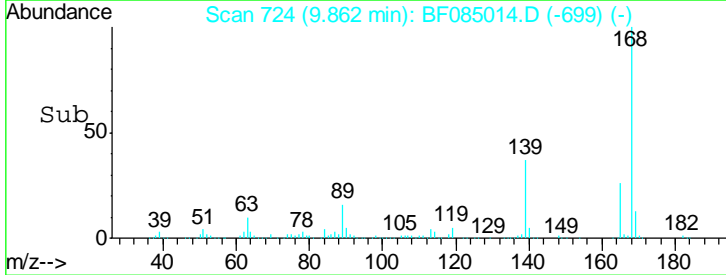
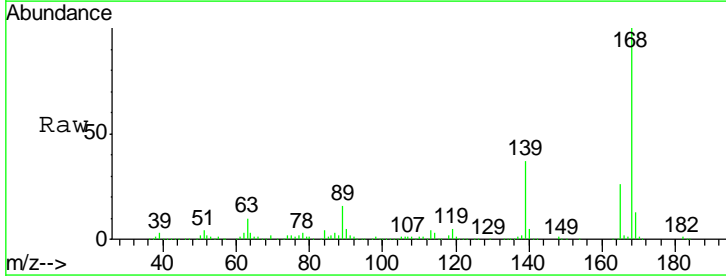
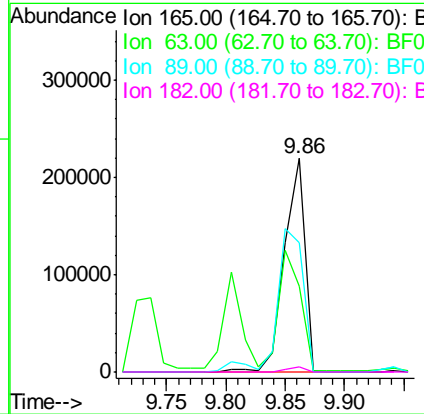
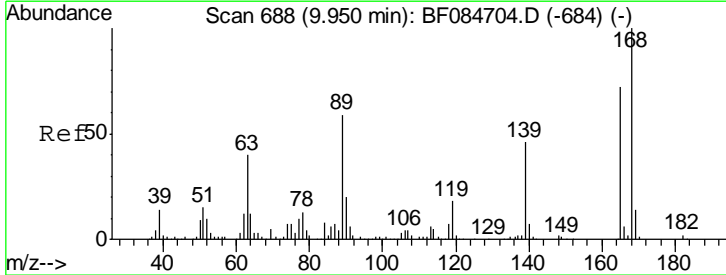
Instrument :  
 BNA\_F  
 ClientSampled :  
 PB88279BS

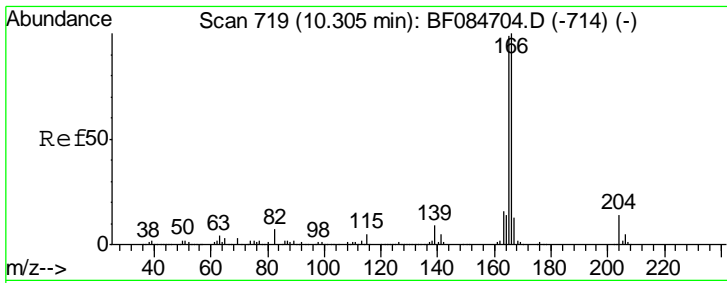
Tgt Ion	Resp	Lower	Upper
139	100		
109	78.5	58.5	98.5
65	122.0	57.6	97.6#



#56  
 2,4-Dinitrotoluene  
 Concen: 44.47 ng  
 RT: 9.86 min Scan# 724  
 Delta R.T. -0.01 min  
 Lab File: BF085014.D  
 Acq: 11 Feb 2016 13:01

Tgt Ion	Resp	Lower	Upper
165	100		
63	40.0	36.7	55.1
89	60.5	61.9	92.9#
182	2.1	2.0	3.0

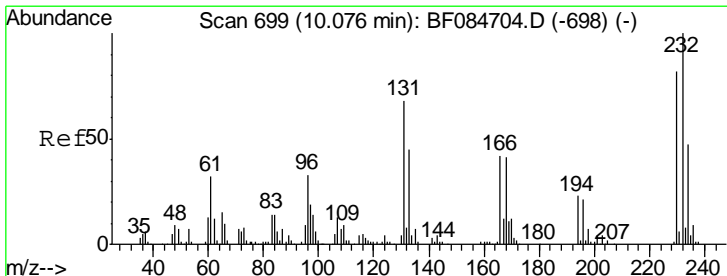
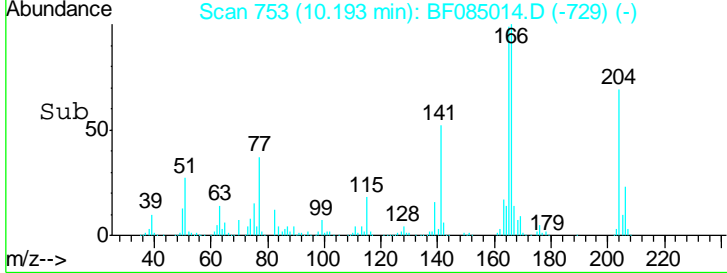
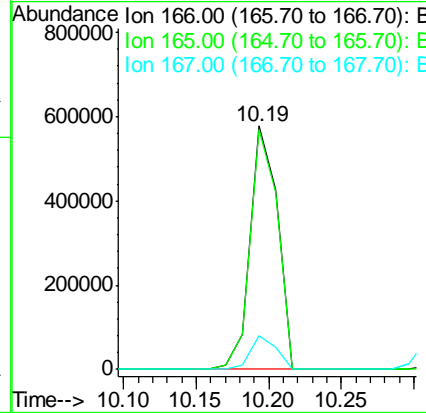
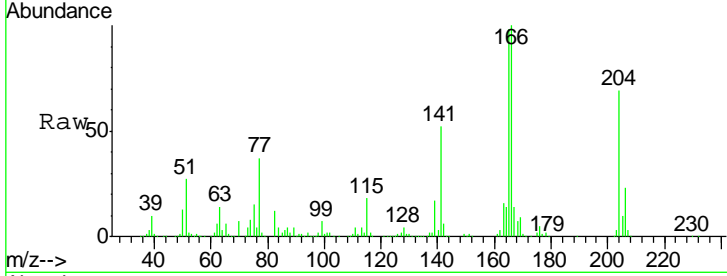




#57  
 Fluorene  
 Concen: 41.14 ng  
 RT: 10.19 min Scan# 753  
 Delta R.T. -0.02 min  
 Lab File: BF085014.D  
 Acq: 11 Feb 2016 13:01

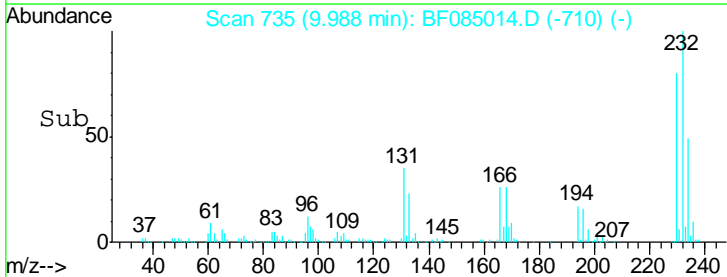
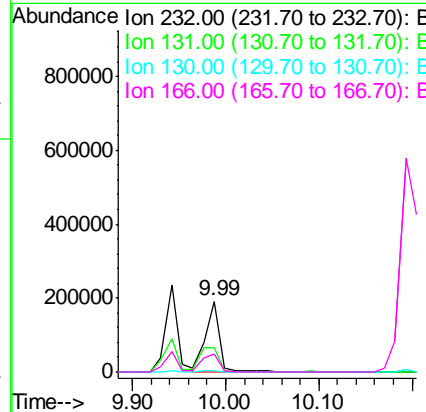
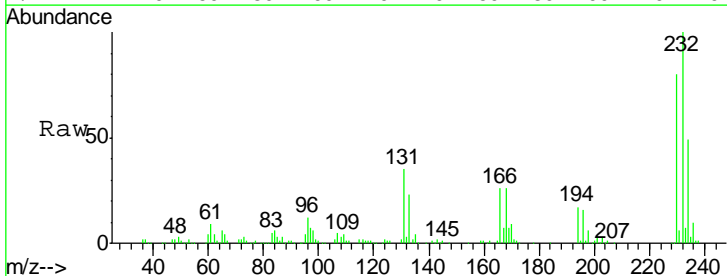
Instrument :  
 BNA\_F  
 ClientSampled :  
 PB88279BS

Tgt Ion	Resp	Lower	Upper
166	100		
165	98.4	79.1	118.7
167	13.9	10.4	15.6

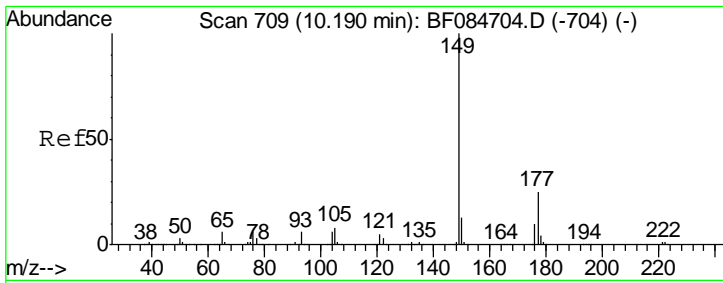


#58  
 2,3,4,6-Tetrachlorophenol  
 Concen: 46.05 ng  
 RT: 9.99 min Scan# 735  
 Delta R.T. -0.01 min  
 Lab File: BF085014.D  
 Acq: 11 Feb 2016 13:01

Tgt Ion	Resp	Lower	Upper
232	100		
131	47.4	47.0	70.6
130	2.3	2.0	3.0
166	31.3	30.5	45.7



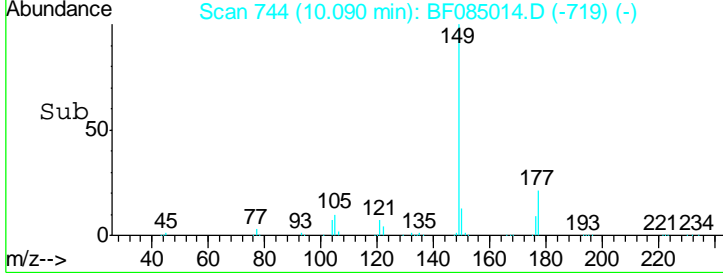
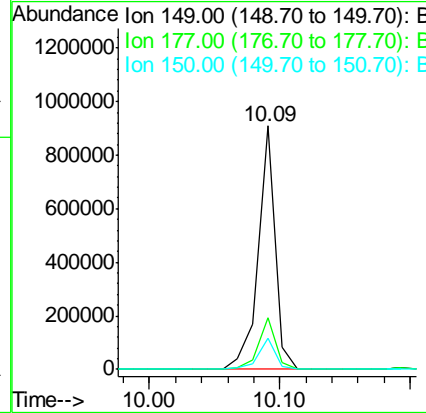
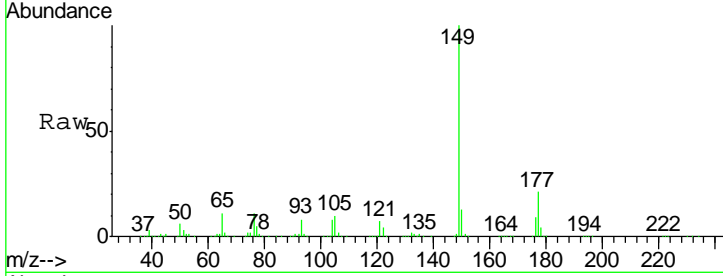




#59  
 Diethylphthalate  
 Concen: 40.32 ng  
 RT: 10.09 min Scan# 744  
 Delta R.T. -0.01 min  
 Lab File: BF085014.D  
 Acq: 11 Feb 2016 13:01

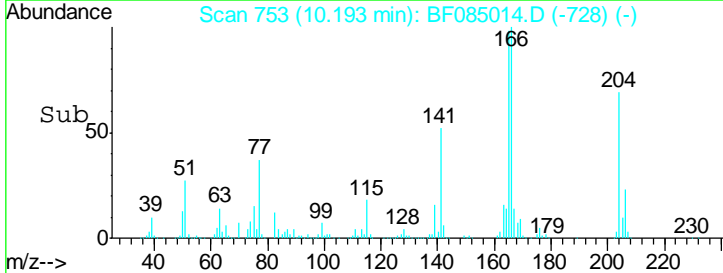
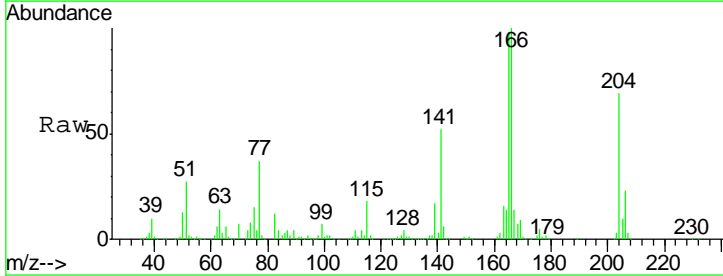
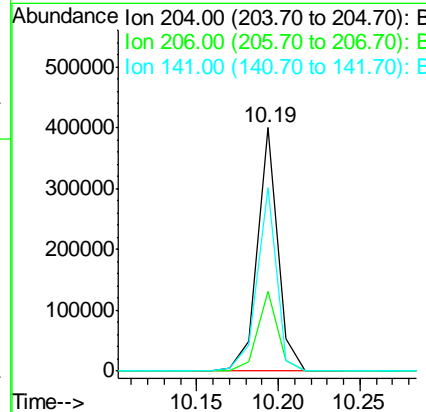
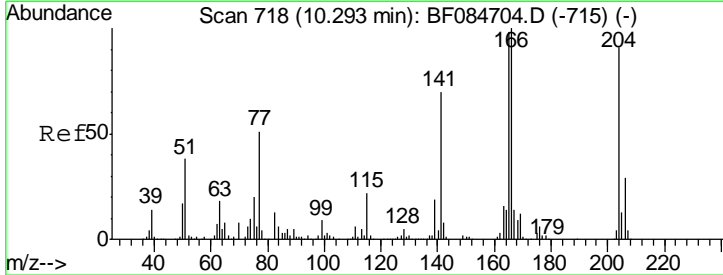
Instrument :  
 BNA\_F  
 ClientSampleId :  
 PB88279BS

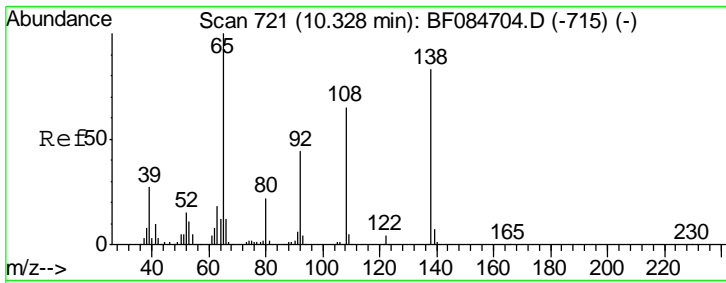
Tgt Ion	Resp	Lower	Upper
149	100		
177	21.4	17.3	25.9
150	12.9	9.8	14.8



#60  
 4-Chlorophenyl-phenylether  
 Concen: 45.17 ng  
 RT: 10.19 min Scan# 753  
 Delta R.T. -0.01 min  
 Lab File: BF085014.D  
 Acq: 11 Feb 2016 13:01

Tgt Ion	Resp	Lower	Upper
204	100		
206	33.0	25.7	38.5
141	75.2	55.1	82.7

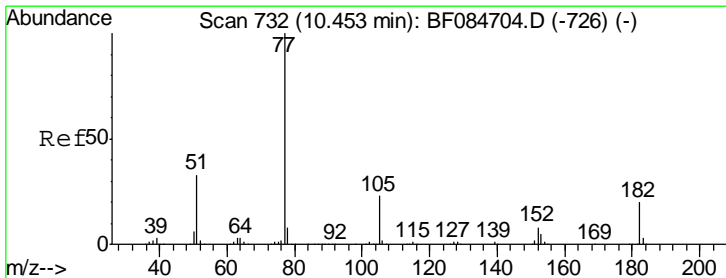
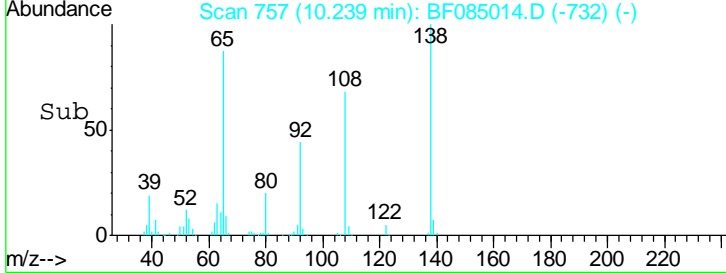
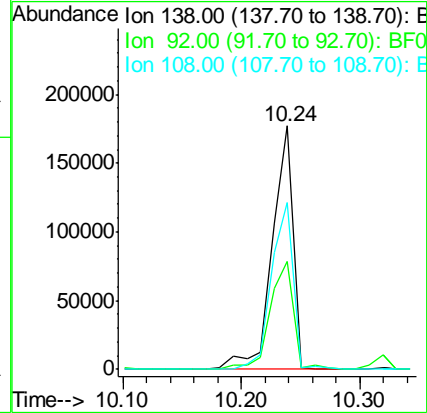
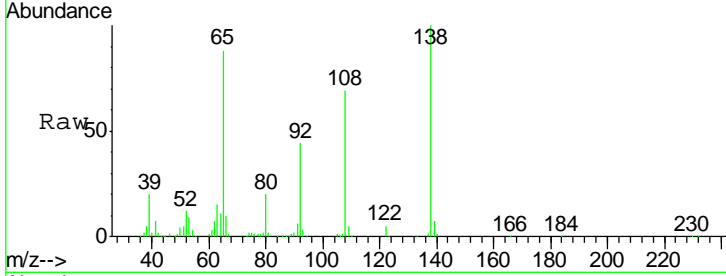




#61  
 4-Nitroaniline  
 Concen: 43.44 ng  
 RT: 10.24 min Scan# 757  
 Delta R.T. -0.01 min  
 Lab File: BF085014.D  
 Acq: 11 Feb 2016 13:01

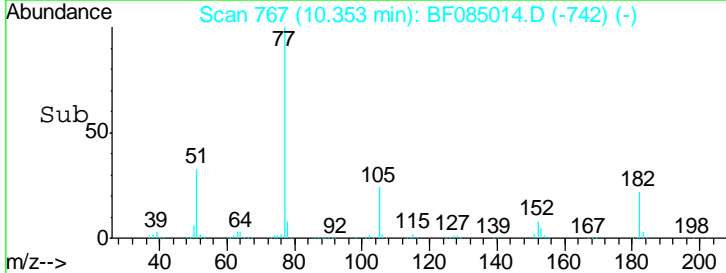
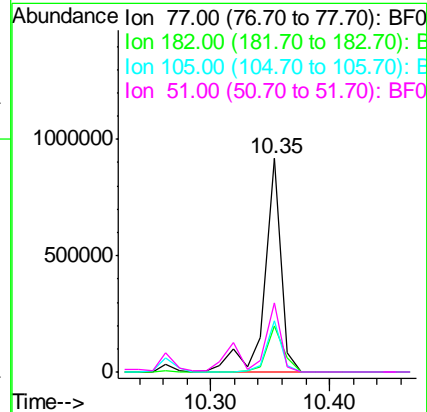
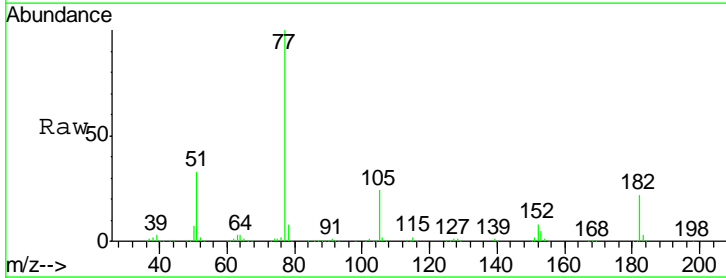
Instrument :  
 BNA\_F  
 ClientSampled :  
 PB88279BS

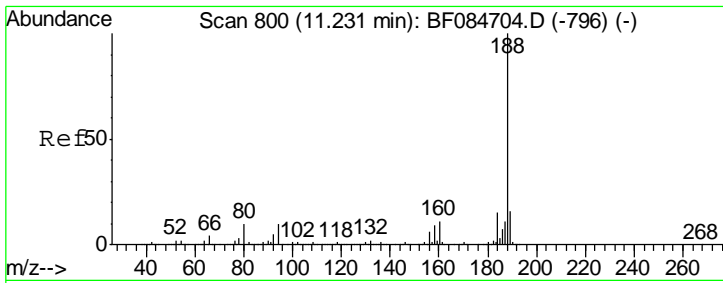
Tgt Ion	Resp	Lower	Upper
138	218582		
92	44.2	32.6	72.6
108	68.6	68.6	108.6



#62  
 Azobenzene  
 Concen: 45.08 ng  
 RT: 10.35 min Scan# 767  
 Delta R.T. -0.01 min  
 Lab File: BF085014.D  
 Acq: 11 Feb 2016 13:01

Tgt Ion	Resp	Lower	Upper
77	890228		
182	21.5	8.3	48.3
105	24.1	4.6	44.6
51	32.7	6.2	46.2

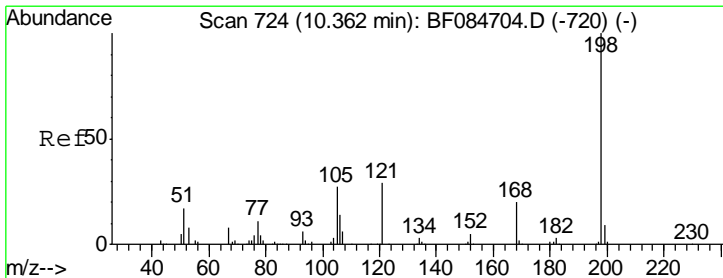
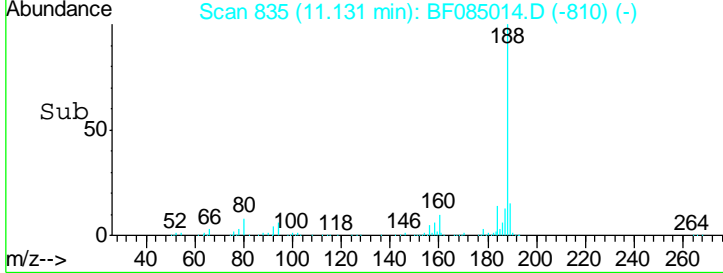
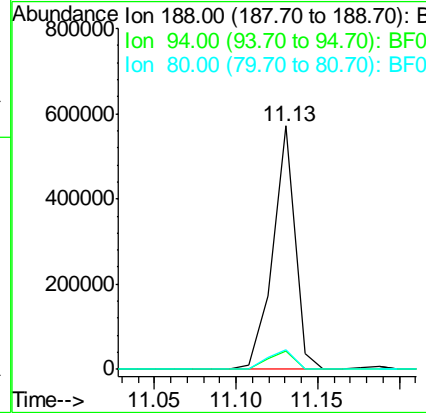
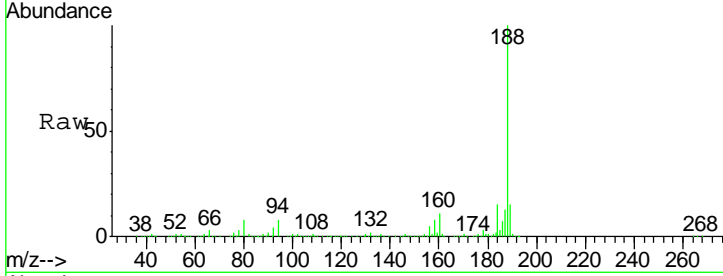




#63  
 Phenanthrene-d10  
 Concen: 20.00 ng  
 RT: 11.13 min Scan# 835  
 Delta R.T. -0.01 min  
 Lab File: BF085014.D  
 Acq: 11 Feb 2016 13:01

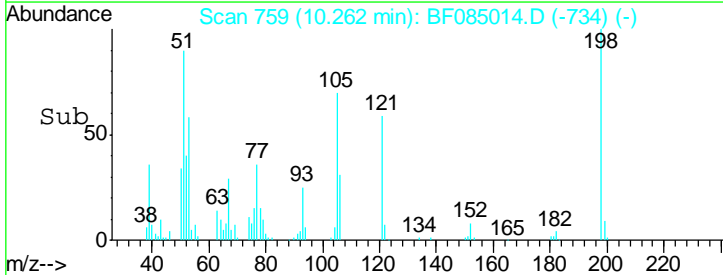
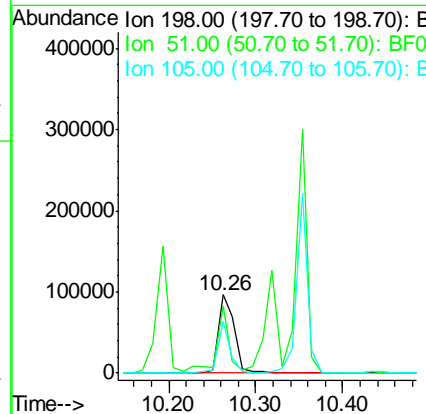
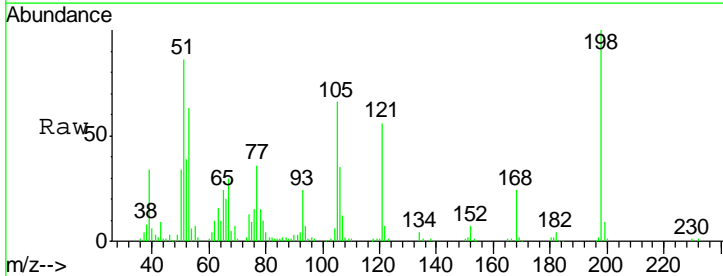
Instrument :  
 BNA\_F  
 ClientSampled :  
 PB88279BS

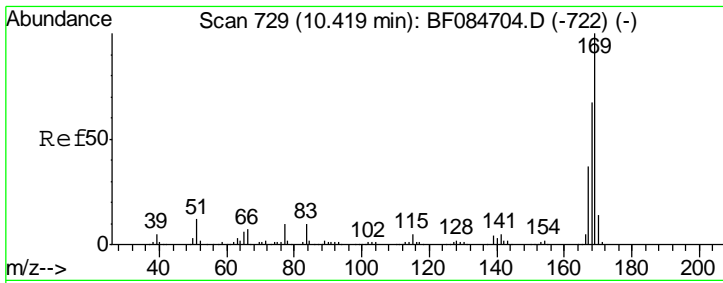
Tgt Ion	Resp	Lower	Upper
188	100		
94	7.7	9.0	13.4#
80	8.1	9.6	14.4#



#64  
 4,6-Dinitro-2-methylphenol  
 Concen: 36.98 ng  
 RT: 10.26 min Scan# 759  
 Delta R.T. -0.01 min  
 Lab File: BF085014.D  
 Acq: 11 Feb 2016 13:01

Tgt Ion	Resp	Lower	Upper
198	100		
51	85.5	18.9	58.9#
105	65.9	26.4	66.4

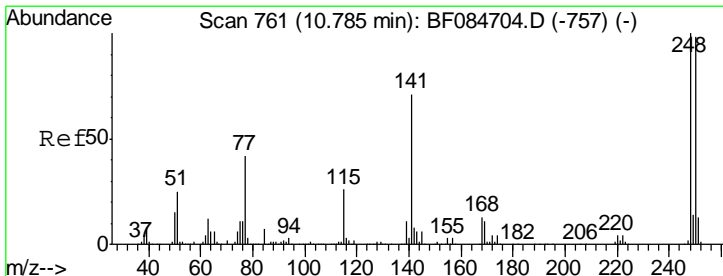
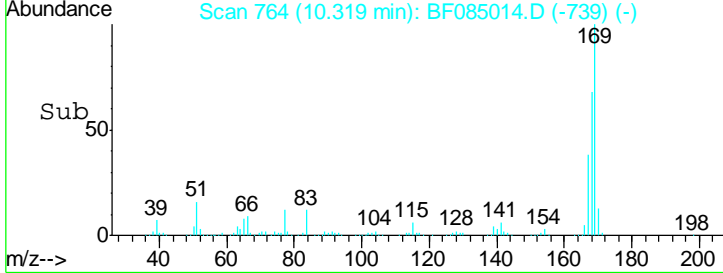
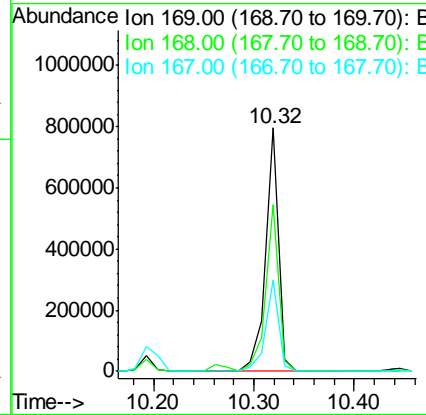
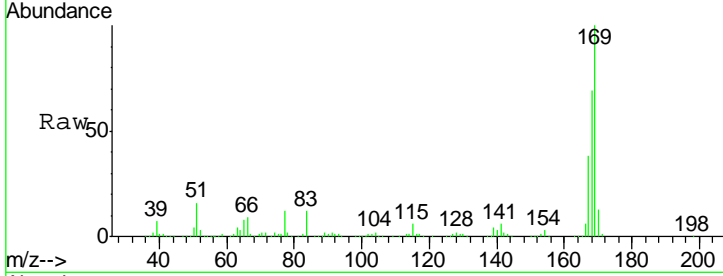




#65  
 n-Nitrosodiphenylamine  
 Concen: 41.25 ng  
 RT: 10.32 min Scan# 764  
 Delta R.T. -0.01 min  
 Lab File: BF085014.D  
 Acq: 11 Feb 2016 13:01

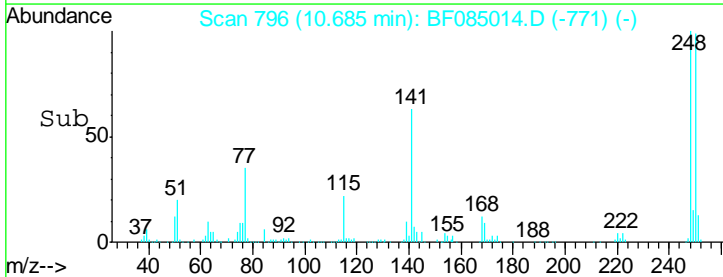
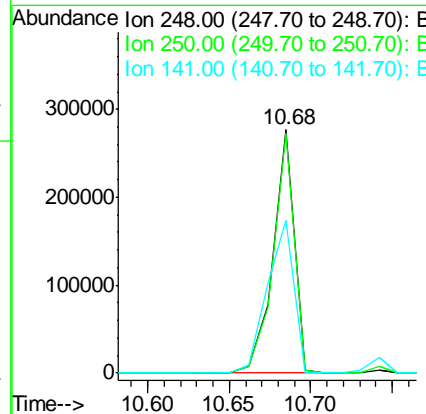
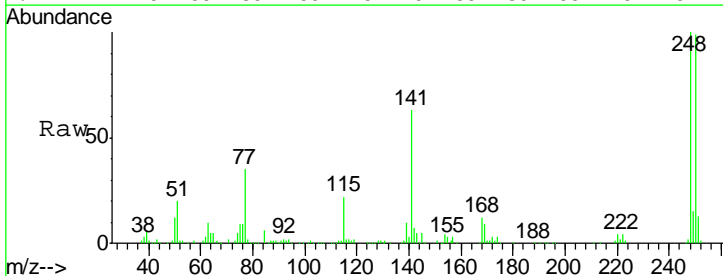
Instrument :  
 BNA\_F  
 ClientSampleID :  
 PB88279BS

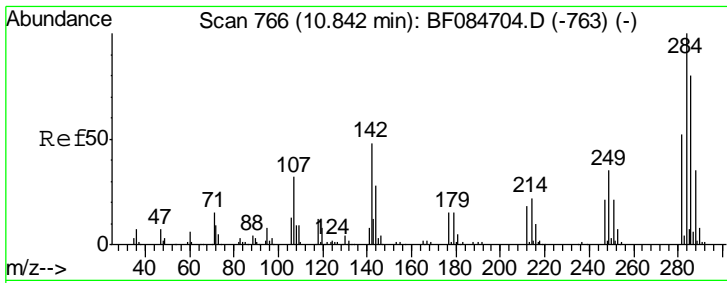
Tgt Ion	Resp	Lower	Upper
169	100		
168	68.6	55.1	82.7
167	37.8	30.0	45.0



#66  
 4-Bromophenyl-phenylether  
 Concen: 41.85 ng  
 RT: 10.68 min Scan# 796  
 Delta R.T. -0.01 min  
 Lab File: BF085014.D  
 Acq: 11 Feb 2016 13:01

Tgt Ion	Resp	Lower	Upper
248	100		
250	98.6	78.4	117.6
141	62.7	44.0	66.0

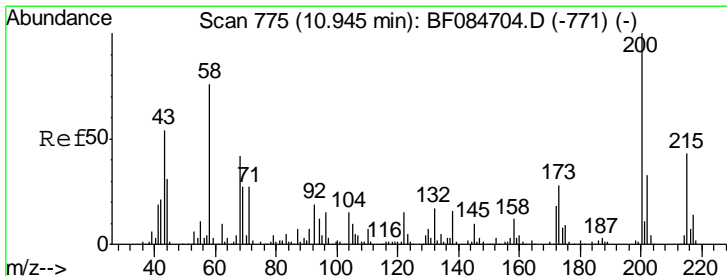
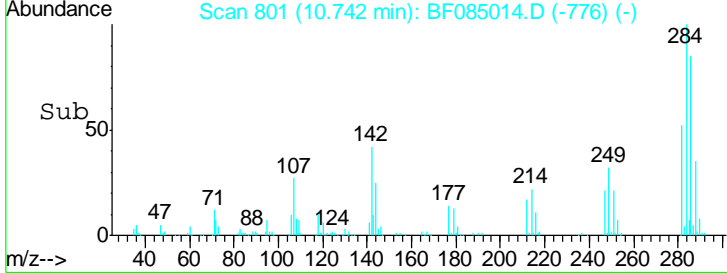
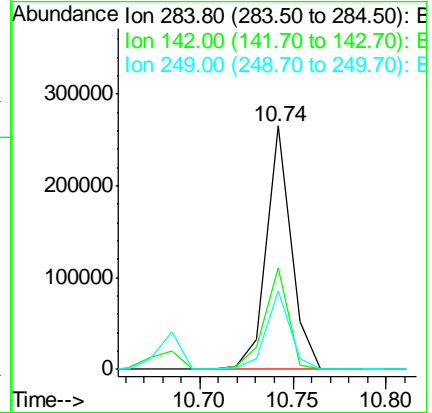
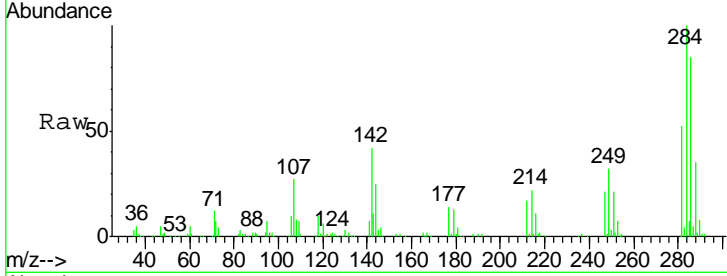




#67  
 Hexachlorobenzene  
 Concen: 37.05 ng  
 RT: 10.74 min Scan# 801  
 Delta R.T. -0.01 min  
 Lab File: BF085014.D  
 Acq: 11 Feb 2016 13:01

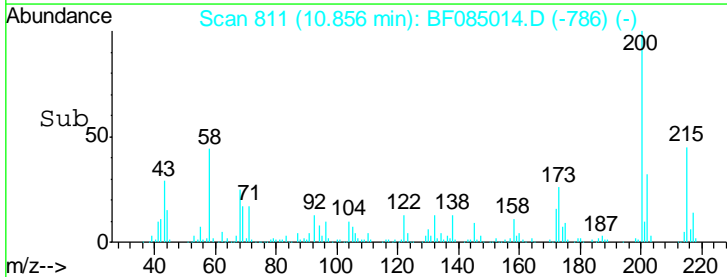
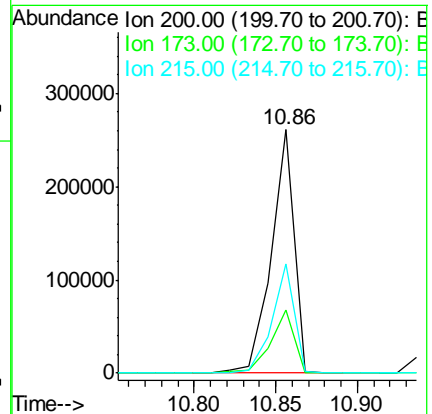
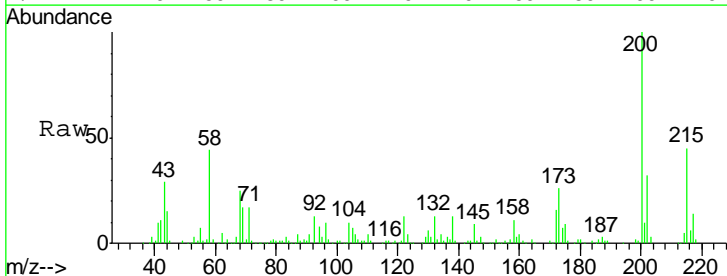
Instrument :  
 BNA\_F  
 ClientSampled :  
 PB88279BS

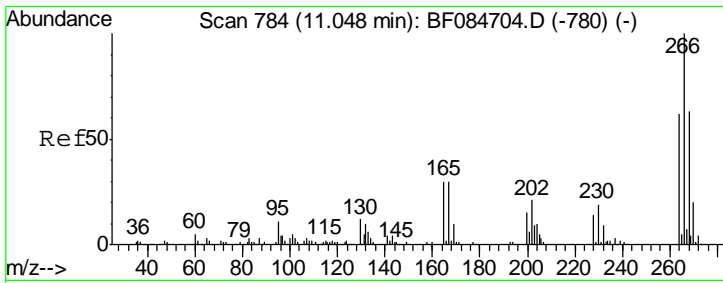
Tgt Ion	Resp	Lower	Upper
284	100		
142	41.7	22.2	33.4
249	32.1	24.6	37.0



#68  
 Atrazine  
 Concen: 46.56 ng  
 RT: 10.86 min Scan# 811  
 Delta R.T. -0.01 min  
 Lab File: BF085014.D  
 Acq: 11 Feb 2016 13:01

Tgt Ion	Resp	Lower	Upper
200	100		
173	26.2	9.5	49.5
215	45.0	23.8	63.8

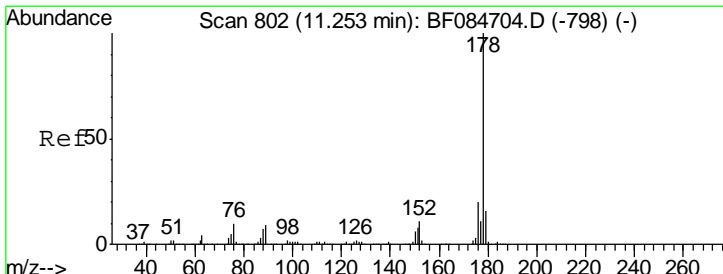
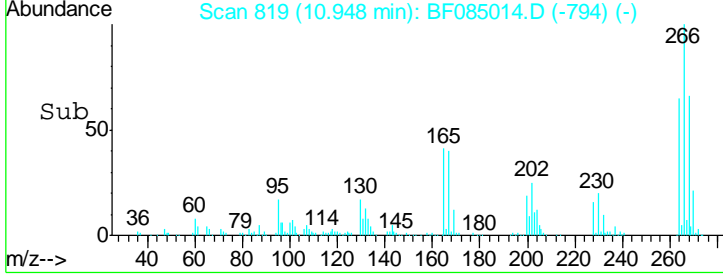
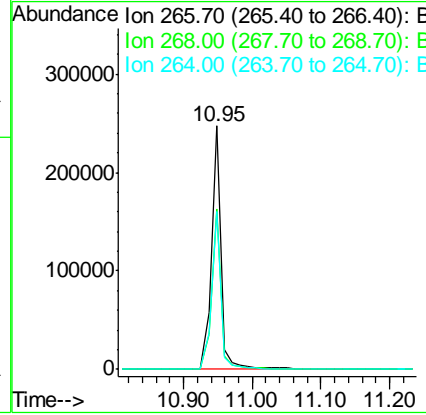
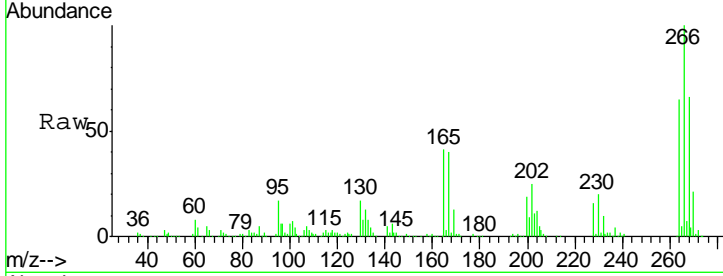




#69  
 Pentachlorophenol  
 Concen: 78.45 ng  
 RT: 10.95 min Scan# 819  
 Delta R.T. -0.01 min  
 Lab File: BF085014.D  
 Acq: 11 Feb 2016 13:01

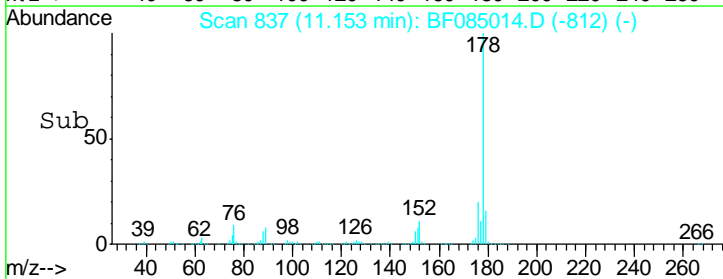
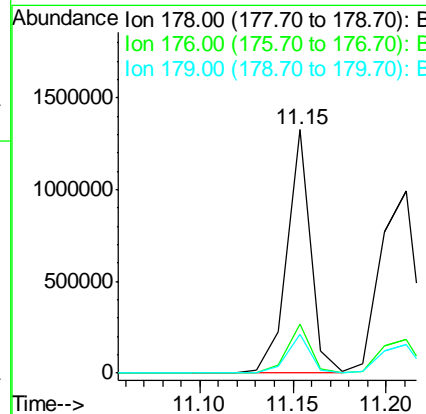
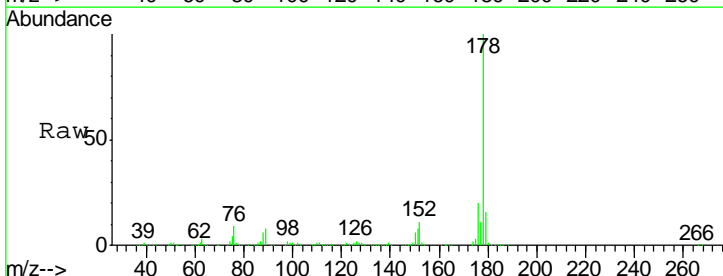
**Instrument :**  
 BNA\_F  
**ClientSampled :**  
 PB88279BS

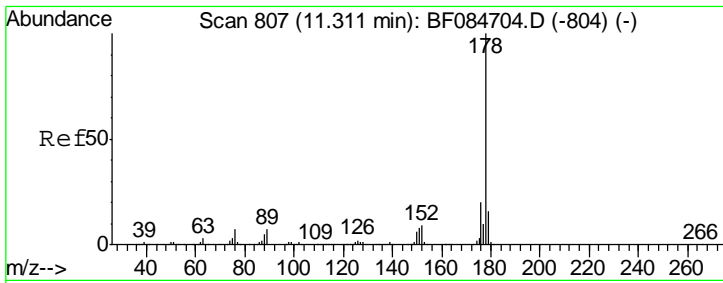
Tgt Ion	Resp	Lower	Upper
266	100		
268	65.6	52.4	78.6
264	64.8	50.2	75.2



#70  
 Phenanthrene  
 Concen: 38.70 ng  
 RT: 11.15 min Scan# 837  
 Delta R.T. -0.01 min  
 Lab File: BF085014.D  
 Acq: 11 Feb 2016 13:01

Tgt Ion	Resp	Lower	Upper
178	100		
176	20.1	15.3	22.9
179	16.2	12.0	18.0



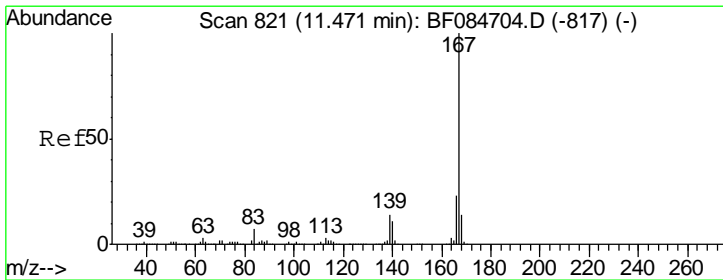
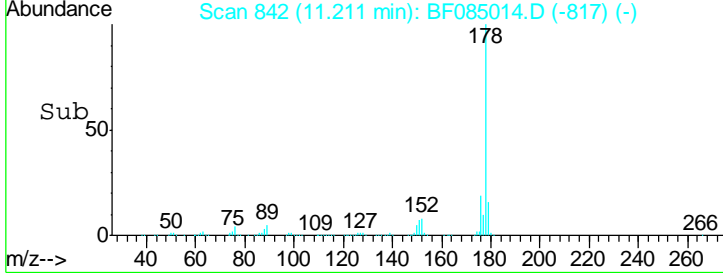
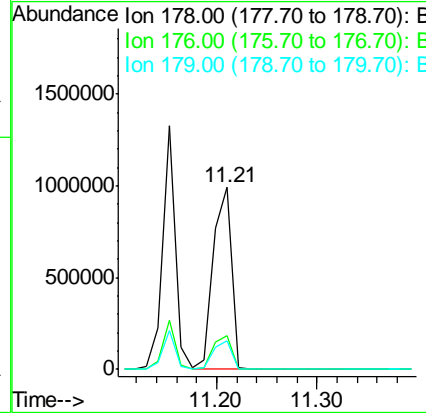
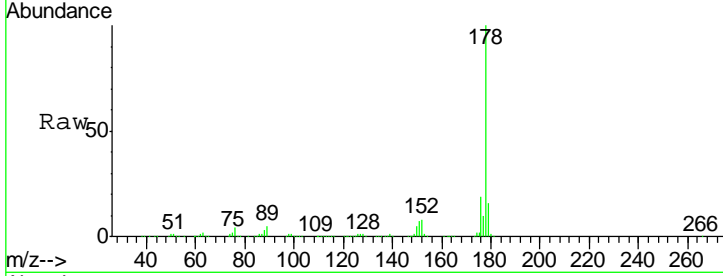


#71  
 Anthracene  
 Concen: 41.15 ng  
 RT: 11.21 min Scan# 842  
 Delta R.T. -0.01 min  
 Lab File: BF085014.D  
 Acq: 11 Feb 2016 13:01

Instrument :  
 BNA\_F  
 ClientSampled :  
 PB88279BS

Tgt Ion:178 Resp: 1250742

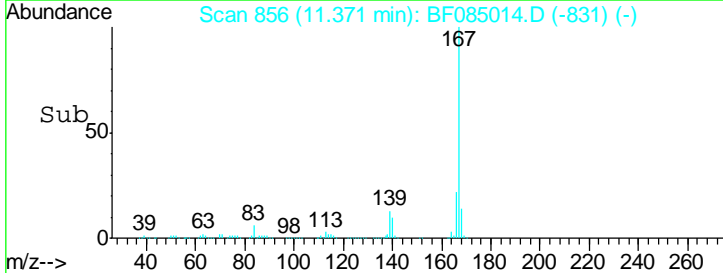
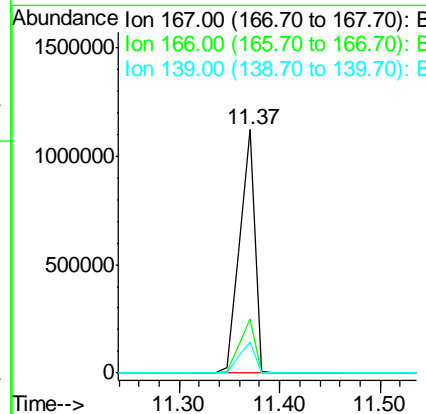
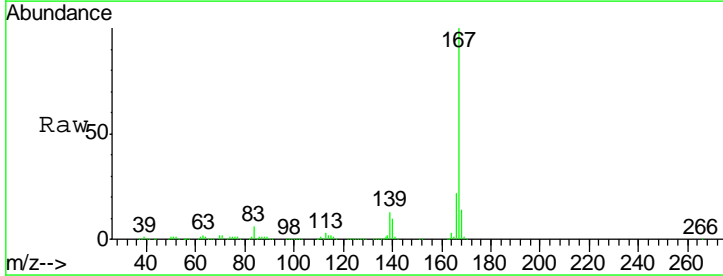
Ion	Ratio	Lower	Upper
178	100		
176	18.8	15.4	23.0
179	15.6	12.5	18.7

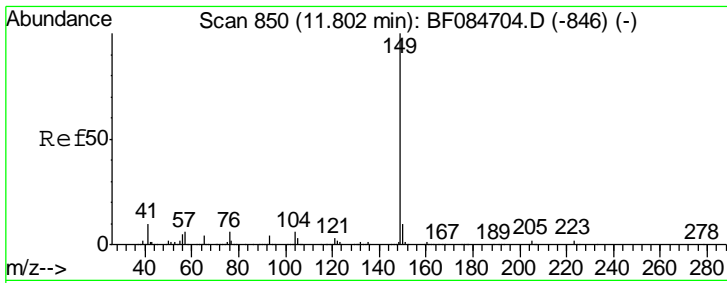


#72  
 Carbazole  
 Concen: 44.56 ng  
 RT: 11.37 min Scan# 856  
 Delta R.T. -0.01 min  
 Lab File: BF085014.D  
 Acq: 11 Feb 2016 13:01

Tgt Ion:167 Resp: 1181177

Ion	Ratio	Lower	Upper
167	100		
166	22.0	17.6	26.4
139	12.9	11.8	17.8



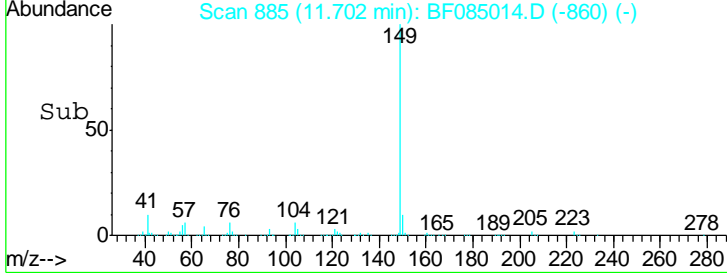
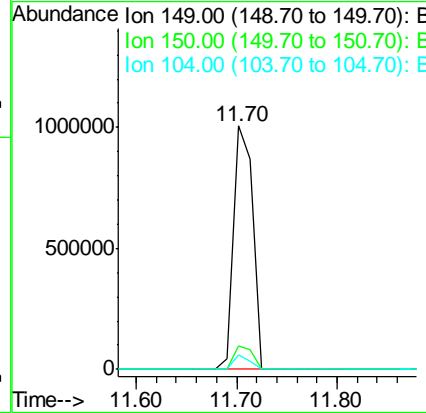
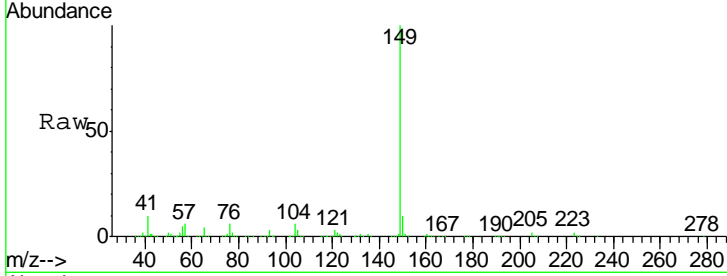


#73  
 Di-n-butylphthalate  
 Concen: 39.13 ng  
 RT: 11.70 min Scan# 885  
 Delta R.T. -0.01 min  
 Lab File: BF085014.D  
 Acq: 11 Feb 2016 13:01

**Instrument :**  
 BNA\_F  
**ClientSampled :**  
 PB88279BS

Tgt Ion:149 Resp: 1320539

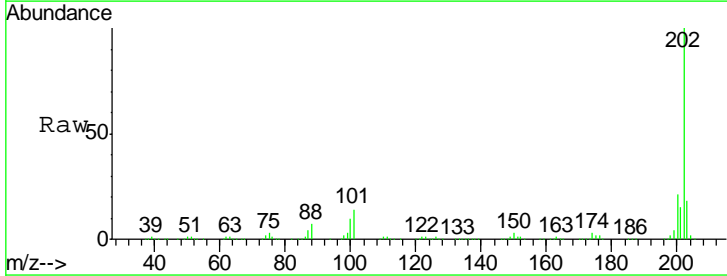
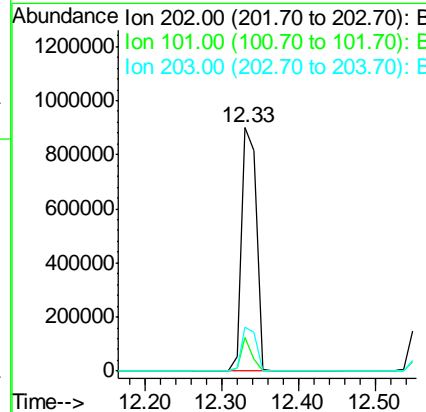
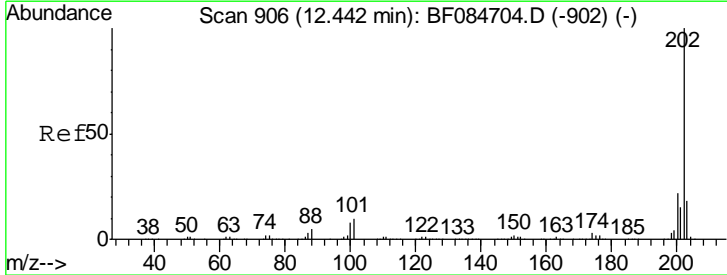
Ion	Ratio	Lower	Upper
149	100		
150	9.8	7.1	10.7
104	5.8	3.2	4.8#



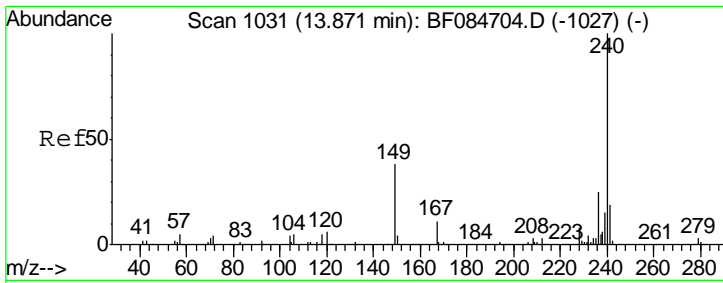
#74  
 Fluoranthene  
 Concen: 40.23 ng  
 RT: 12.33 min Scan# 940  
 Delta R.T. -0.01 min  
 Lab File: BF085014.D  
 Acq: 11 Feb 2016 13:01

Tgt Ion:202 Resp: 1228475

Ion	Ratio	Lower	Upper
202	100		
101	13.9	0.0	32.8
203	18.0	0.0	37.9



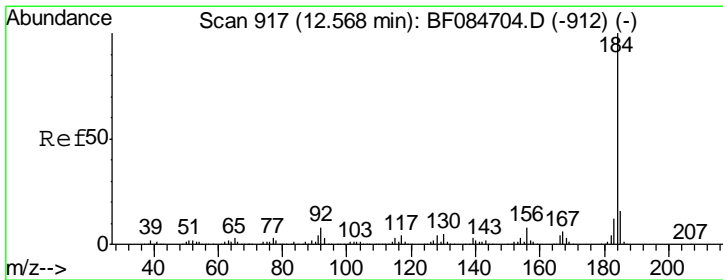
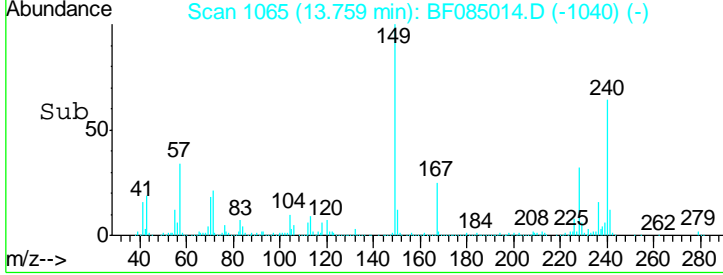
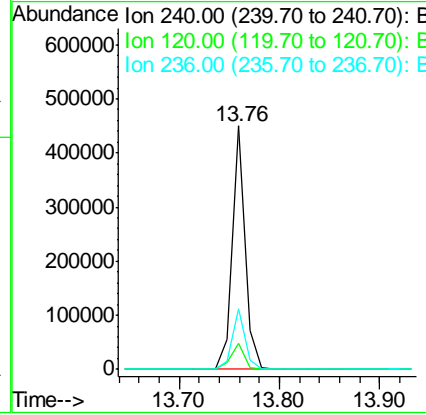
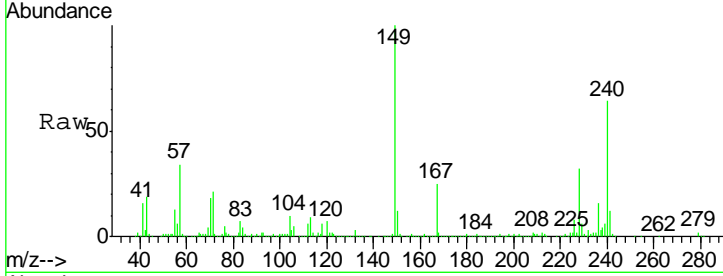




#75  
 Chrysene-d12  
 Concen: 20.00 ng  
 RT: 13.76 min Scan# 1065  
 Delta R.T. -0.01 min  
 Lab File: BF085014.D  
 Acq: 11 Feb 2016 13:01

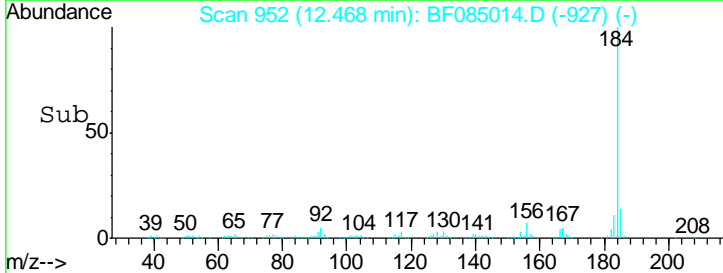
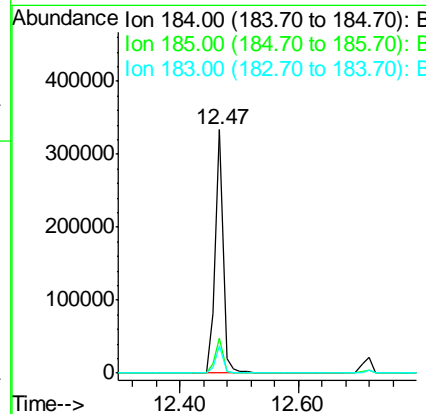

**Instrument :**  
 BNA\_F  
**ClientSampleId :**  
 PB88279BS

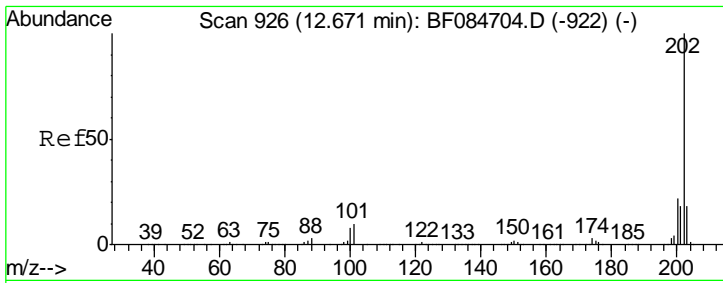
Tgt Ion	Resp	Lower	Upper
240	401583		
120	10.5	9.5	14.3
236	24.9	20.6	31.0



#76  
 Benzidine  
 Concen: 23.07 ng  
 RT: 12.47 min Scan# 952  
 Delta R.T. -0.01 min  
 Lab File: BF085014.D  
 Acq: 11 Feb 2016 13:01

Tgt Ion	Resp	Lower	Upper
184	312563		
185	14.2	12.2	18.2
183	11.2	9.8	14.8



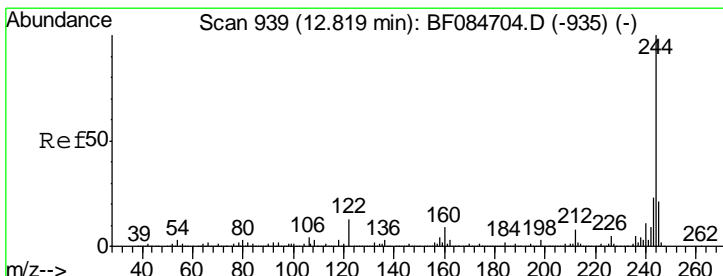
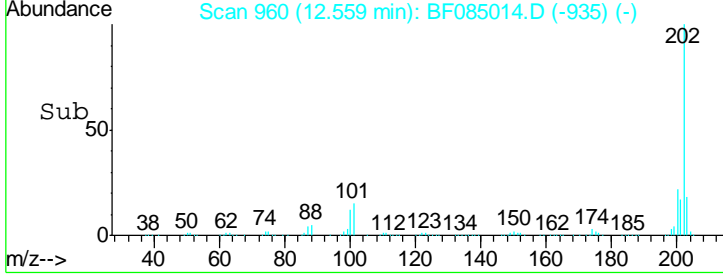
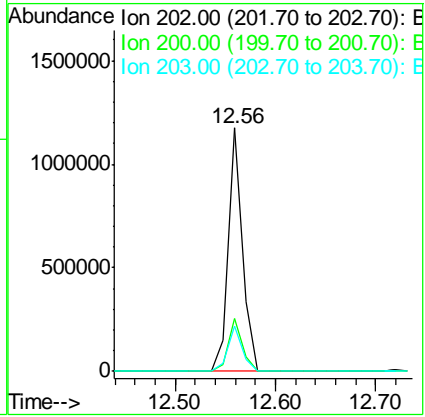
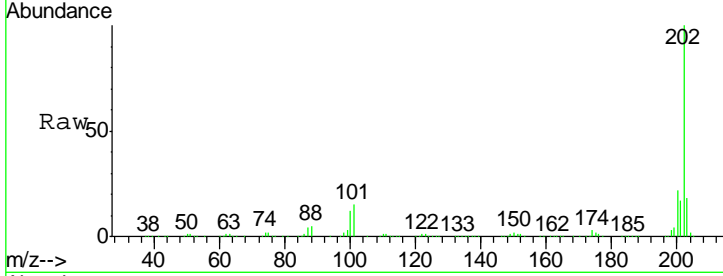


#77  
 Pyrene  
 Concen: 37.33 ng  
 RT: 12.56 min Scan# 960  
 Delta R.T. -0.01 min  
 Lab File: BF085014.D  
 Acq: 11 Feb 2016 13:01

Instrument :  
 BNA\_F  
 ClientSampled :  
 PB88279BS

Tgt Ion: 202 Resp: 1147687


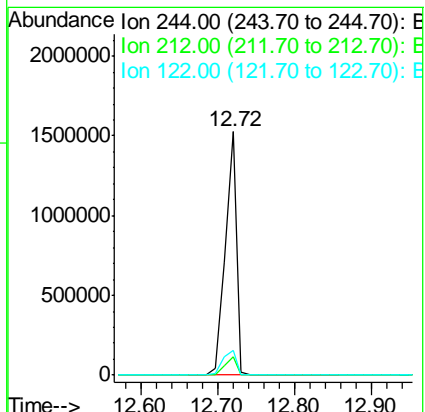
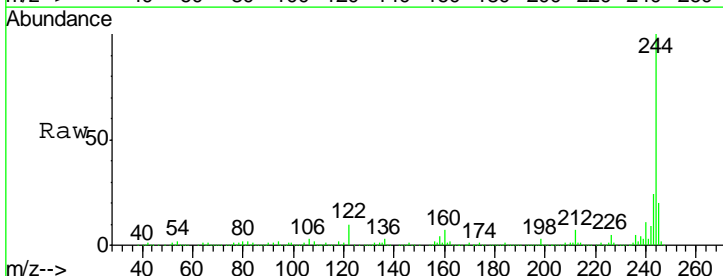
Ion	Ratio	Lower	Upper
202	100		
200	21.7	17.2	25.8
203	18.5	14.3	21.5

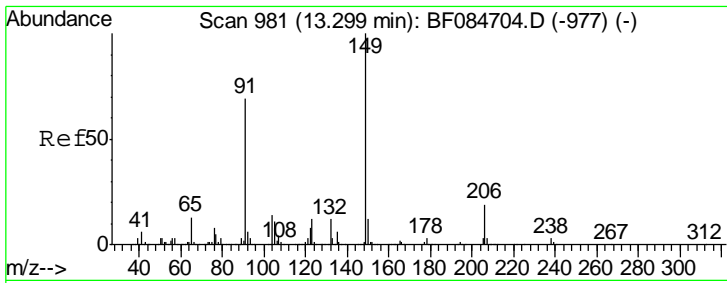


#78  
 Terphenyl-d14  
 Concen: 89.65 ng  
 RT: 12.72 min Scan# 974  
 Delta R.T. -0.01 min  
 Lab File: BF085014.D  
 Acq: 11 Feb 2016 13:01

Tgt Ion: 244 Resp: 1588721

Ion	Ratio	Lower	Upper
244	100		
212	7.3	5.7	8.5
122	10.1	7.4	11.0

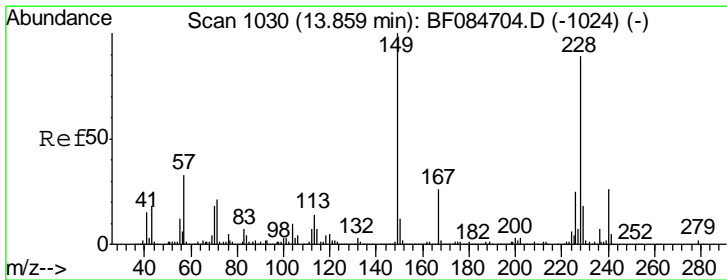
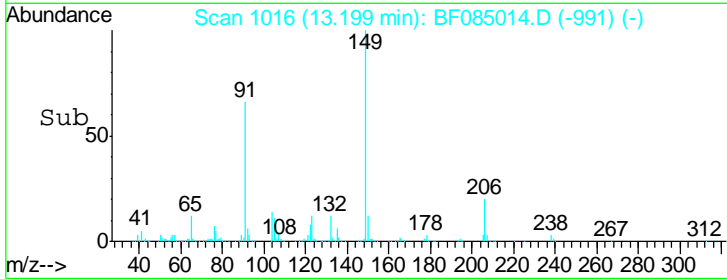
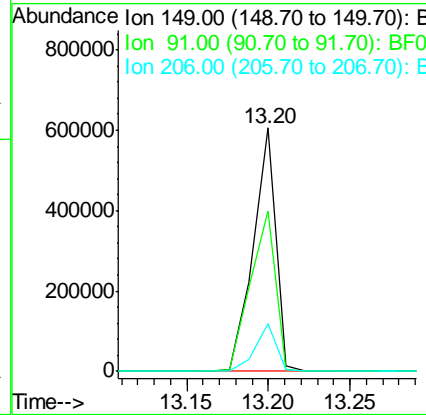
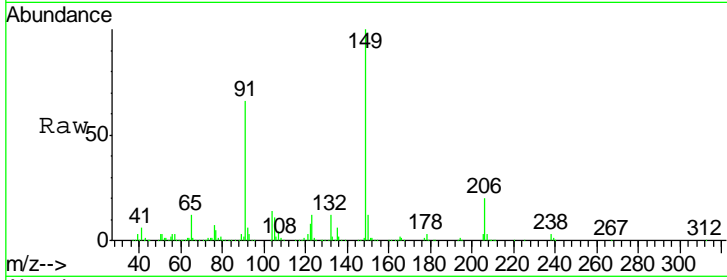




#79  
 Butylbenzylphthalate  
 Concen: 41.41 ng  
 RT: 13.20 min Scan# 1016  
 Delta R.T. -0.01 min  
 Lab File: BF085014.D  
 Acq: 11 Feb 2016 13:01

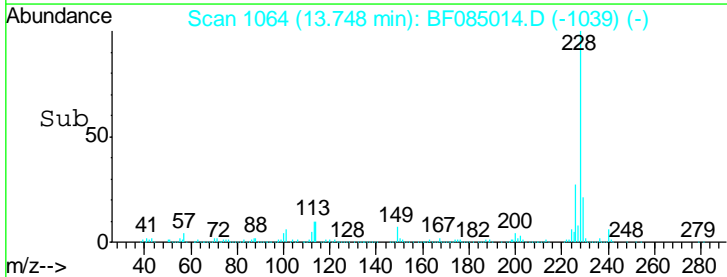
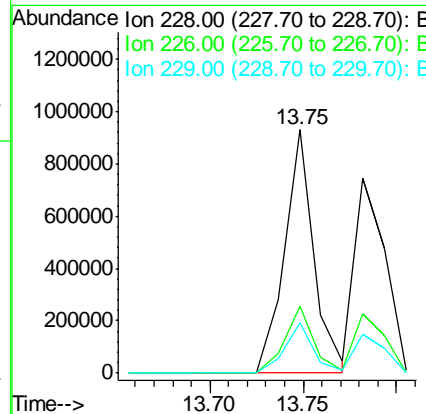
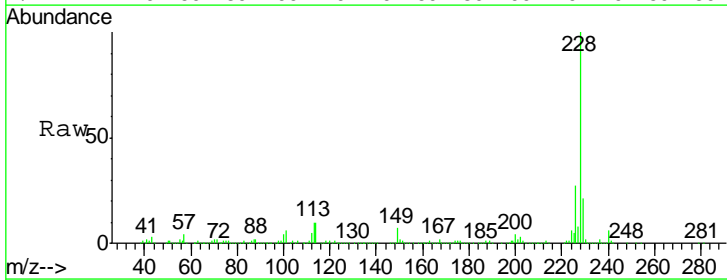
Instrument :  
 BNA\_F  
 ClientSampled :  
 PB88279BS

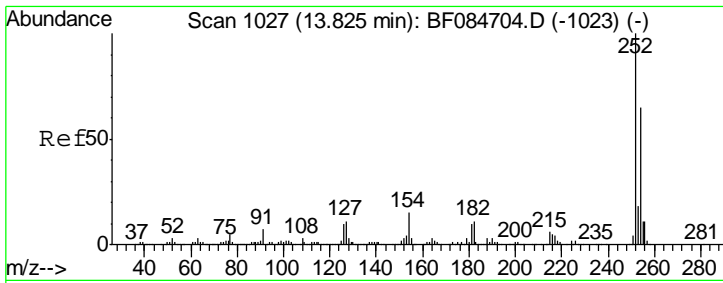
Tgt Ion	Resp	Lower	Upper
149	577539		
91	65.9	57.6	86.4
206	19.7	13.2	19.8



#80  
 Benzo(a)anthracene  
 Concen: 40.78 ng  
 RT: 13.75 min Scan# 1064  
 Delta R.T. -0.01 min  
 Lab File: BF085014.D  
 Acq: 11 Feb 2016 13:01

Tgt Ion	Resp	Lower	Upper
228	1016318		
226	27.3	21.8	32.6
229	20.6	15.8	23.8

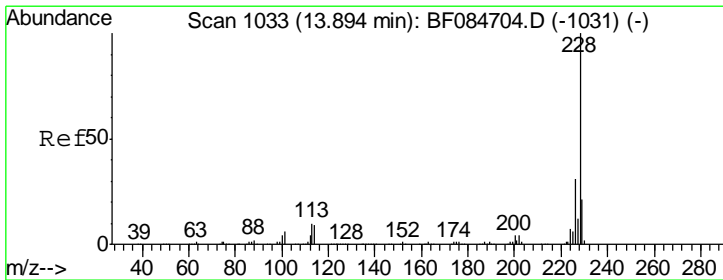
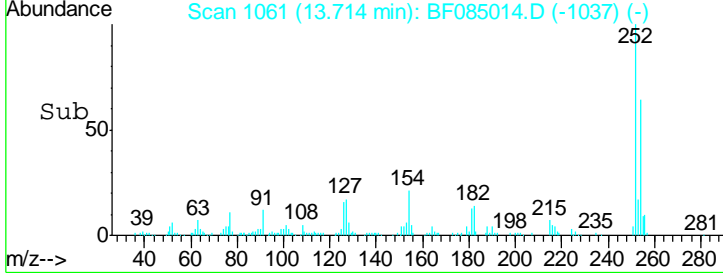
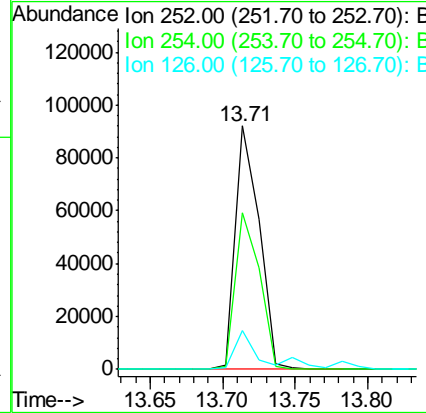
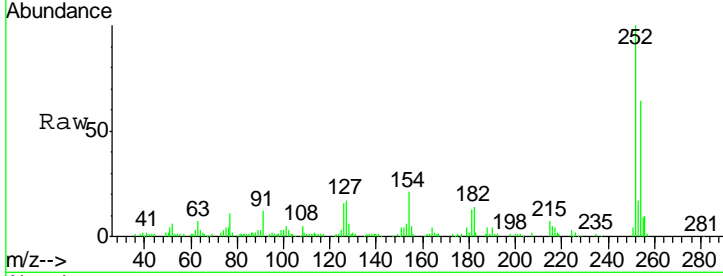




#81  
 3,3'-Dichlorobenzidine  
 Concen: 11.93 ng  
 RT: 13.71 min Scan# 1061  
 Delta R.T. -0.02 min  
 Lab File: BF085014.D  
 Acq: 11 Feb 2016 13:01

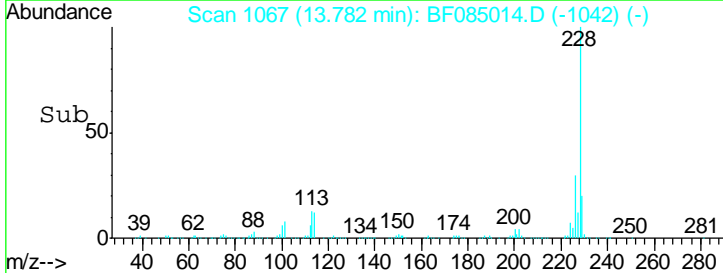
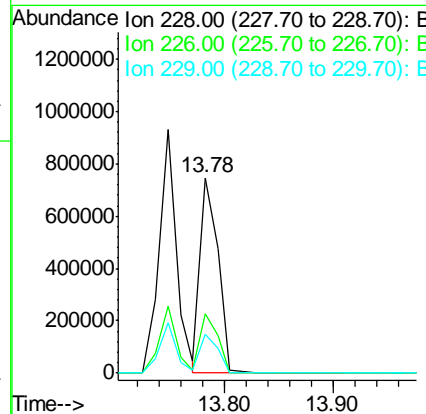
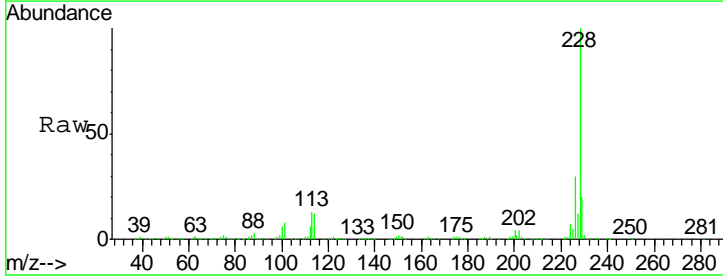
Instrument :  
 BNA\_F  
 ClientSampleID :  
 PB88279BS

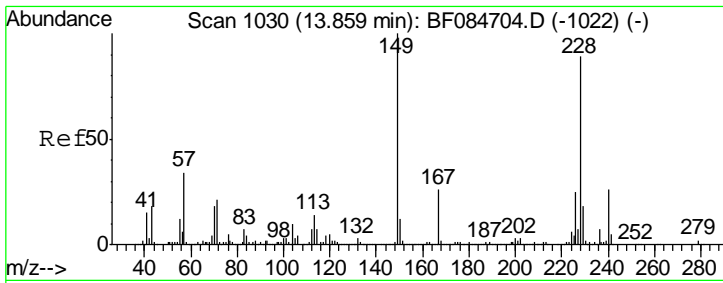
Tgt Ion	Resp	Lower	Upper
252	105287		
254	64.3	53.5	80.3
126	15.8	4.9	7.3#



#82  
 Chrysene  
 Concen: 35.38 ng  
 RT: 13.78 min Scan# 1067  
 Delta R.T. -0.01 min  
 Lab File: BF085014.D  
 Acq: 11 Feb 2016 13:01

Tgt Ion	Resp	Lower	Upper
228	855172		
226	30.2	24.3	36.5
229	20.0	16.1	24.1

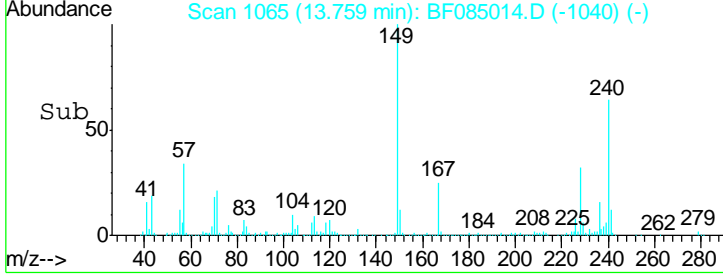
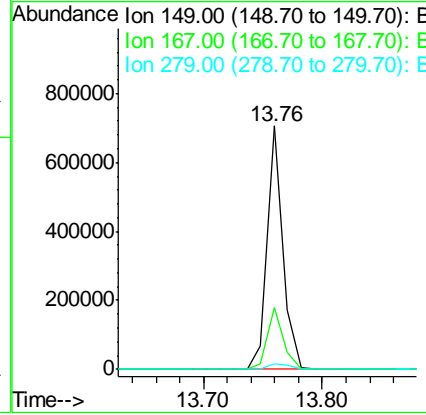
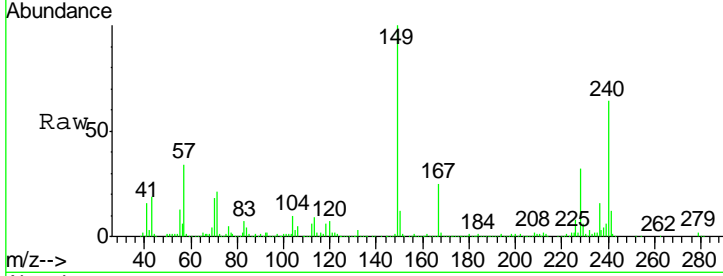




#83  
 Bis(2-ethylhexyl)phthalate  
 Concen: 37.76 ng  
 RT: 13.76 min Scan# 1065  
 Delta R.T. -0.01 min  
 Lab File: BF085014.D  
 Acq: 11 Feb 2016 13:01

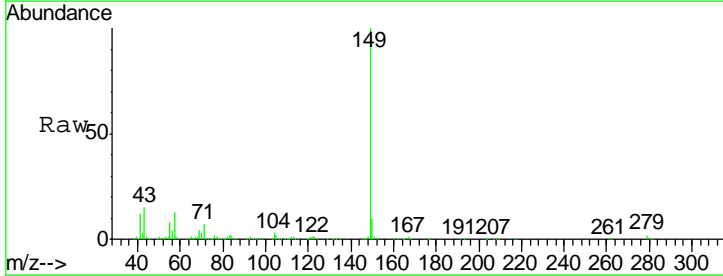
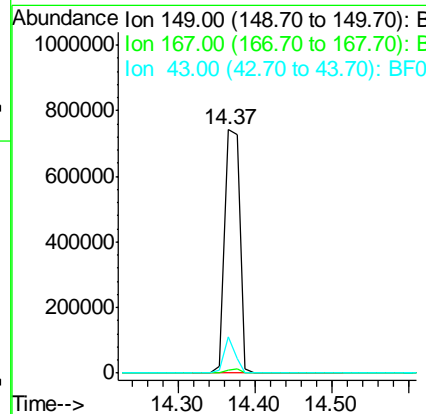
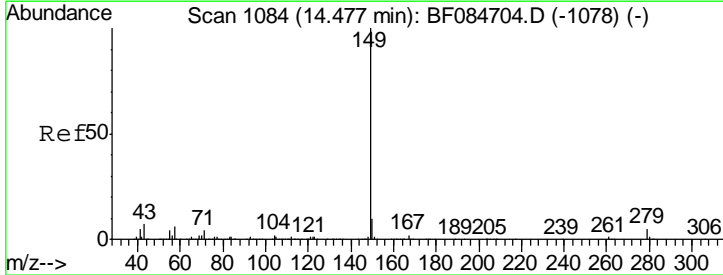
Instrument :  
 BNA\_F  
 ClientSampled :  
 PB88279BS

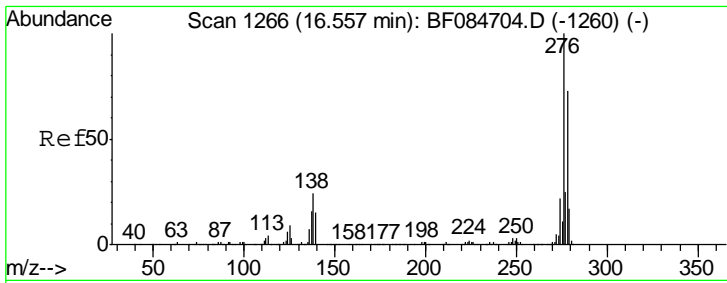
Tgt Ion	Resp	Lower	Upper
149	100		
167	25.5	19.7	29.5
279	2.4	1.8	2.6



#84  
 Di-n-octyl phthalate  
 Concen: 36.25 ng  
 RT: 14.37 min Scan# 1118  
 Delta R.T. -0.01 min  
 Lab File: BF085014.D  
 Acq: 11 Feb 2016 13:01

Tgt Ion	Resp	Lower	Upper
149	100		
167	1.6	1.2	1.8
43	10.6	5.6	8.4#

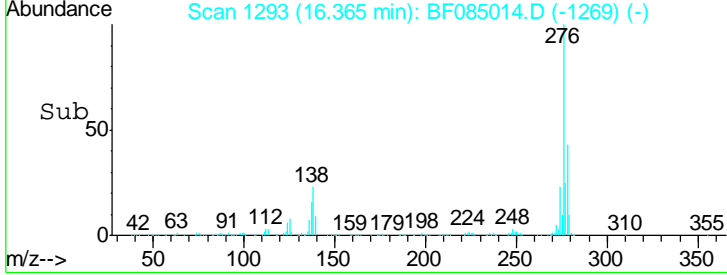
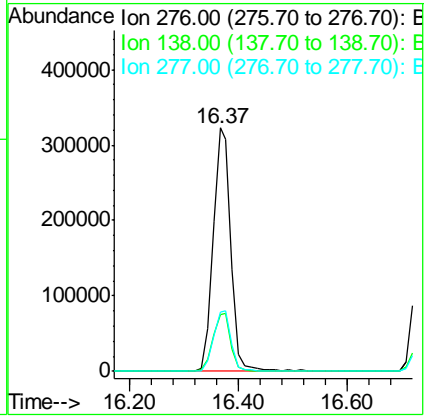
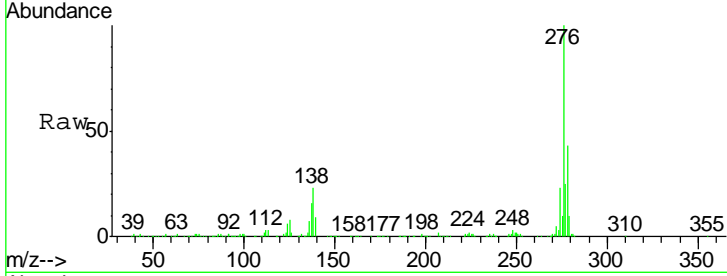




#85  
 Indeno(1,2,3-cd)pyrene  
 Concen: 39.09 ng  
 RT: 16.37 min Scan# 1293  
 Delta R.T. -0.02 min  
 Lab File: BF085014.D  
 Acq: 11 Feb 2016 13:01

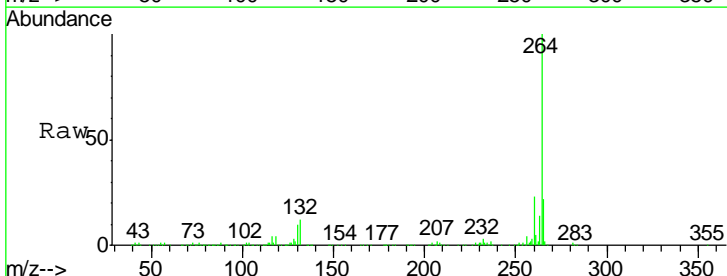
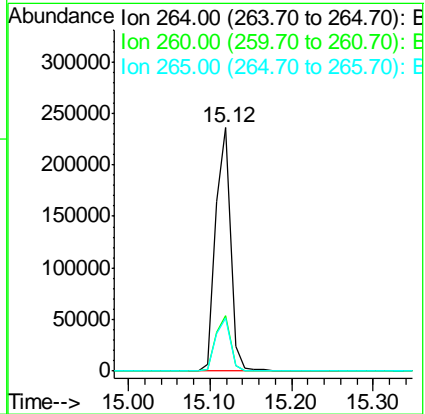
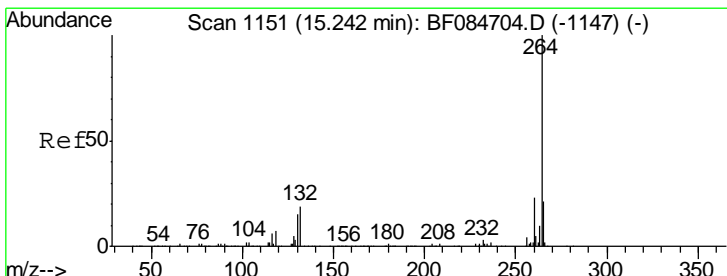
**Instrument :**  
 BNA\_F  
**ClientSampled :**  
 PB88279BS

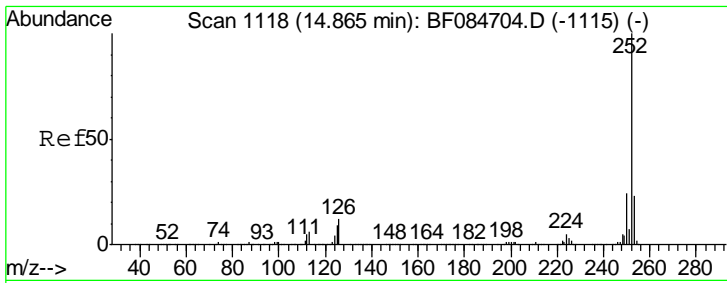
Tgt Ion	Resp	Lower	Upper
276	100		
138	24.3	20.6	30.8
277	25.0	20.1	30.1



#86  
 Perylene-d12  
 Concen: 20.00 ng  
 RT: 15.12 min Scan# 1184  
 Delta R.T. -0.01 min  
 Lab File: BF085014.D  
 Acq: 11 Feb 2016 13:01

Tgt Ion	Resp	Lower	Upper
264	100		
260	22.7	19.4	29.2
265	21.7	17.8	26.6



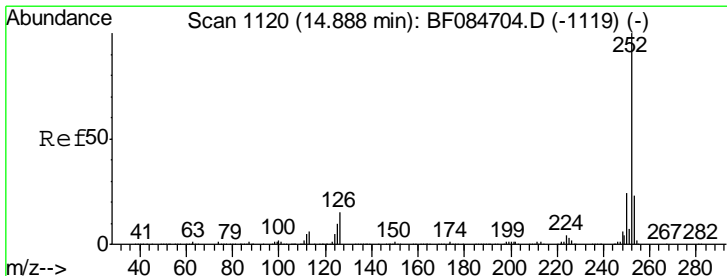
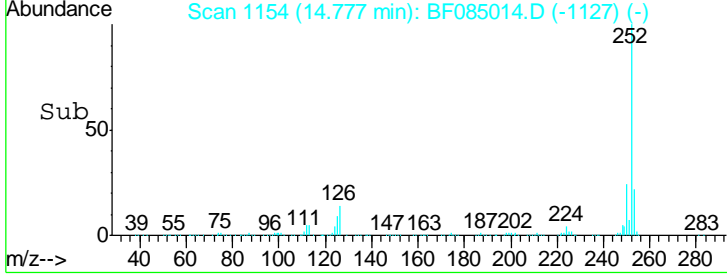
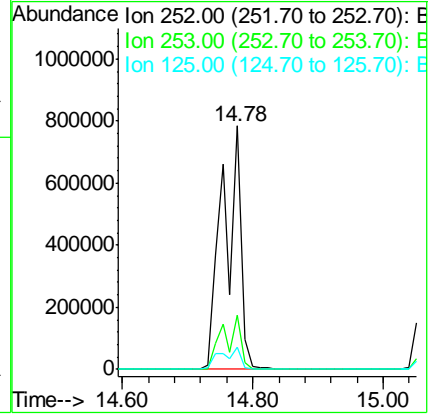
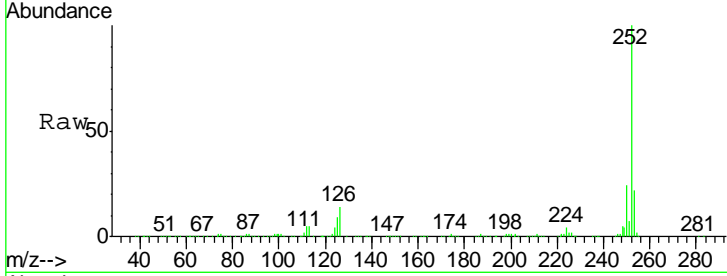


#87  
 Benzo(b)fluoranthene  
 Concen: 74.41 ng  
 RT: 14.78 min Scan# 1154  
 Delta R.T. 0.01 min  
 Lab File: BF085014.D  
 Acq: 11 Feb 2016 13:01

Instrument :  
 BNA\_F  
 ClientSampled :  
 PB88279BS

Tgt Ion: 252 Resp: 1509033

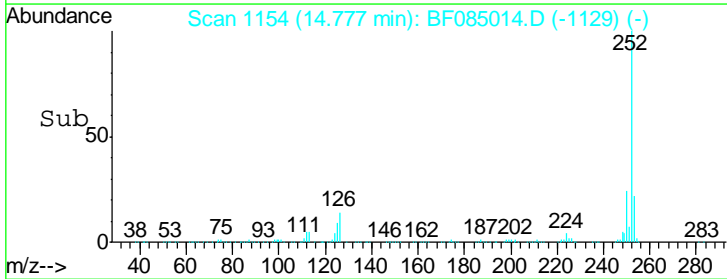
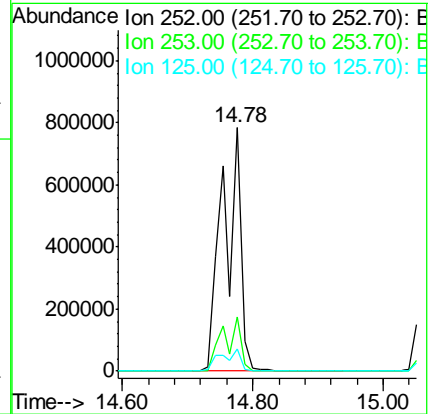
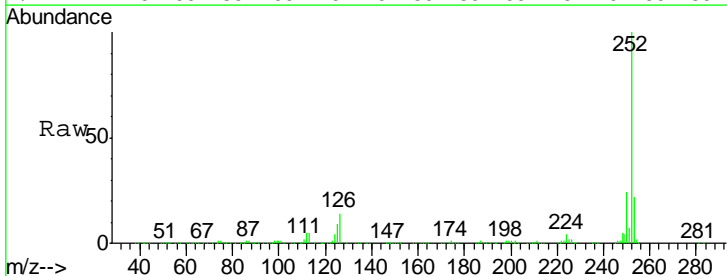
Ion	Ratio	Lower	Upper
252	100		
253	22.4	17.3	25.9
125	8.9	6.5	9.7

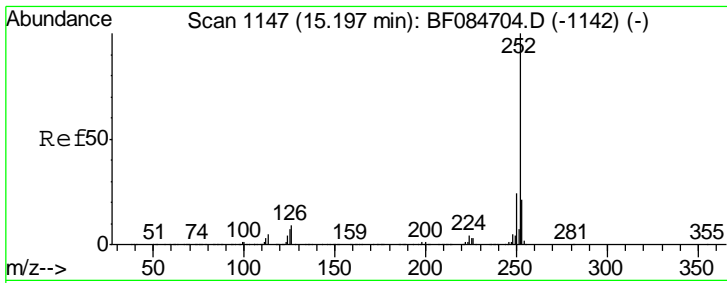


#88  
 Benzo(k)fluoranthene  
 Concen: 89.99 ng  
 RT: 14.78 min Scan# 1154  
 Delta R.T. -0.01 min  
 Lab File: BF085014.D  
 Acq: 11 Feb 2016 13:01

Tgt Ion: 252 Resp: 1509033

Ion	Ratio	Lower	Upper
252	100		
253	22.4	18.1	27.1
125	8.9	9.0	13.6#

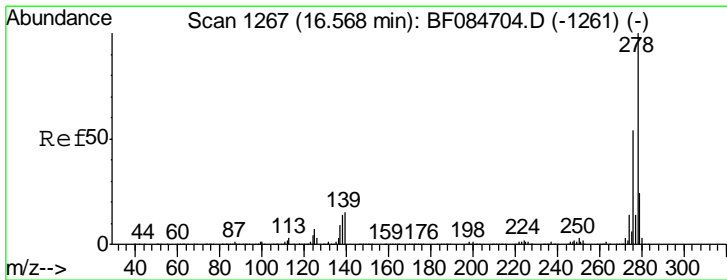
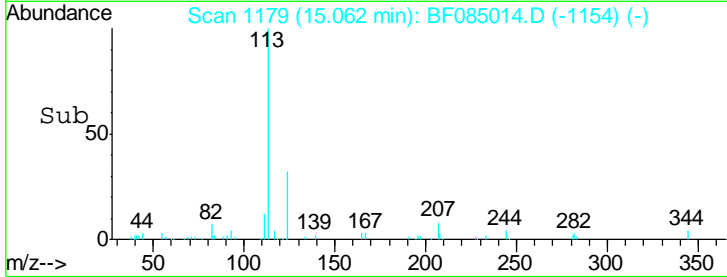
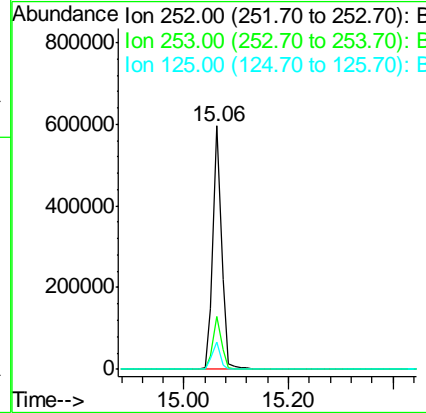
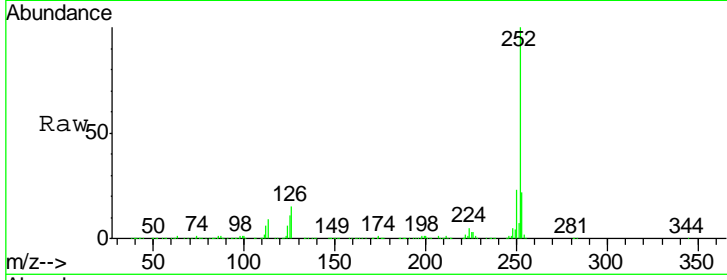




#89  
 Benzo(a)pyrene  
 Concen: 39.75 ng  
 RT: 15.06 min Scan# 1179  
 Delta R.T. -0.01 min  
 Lab File: BF085014.D  
 Acq: 11 Feb 2016 13:01

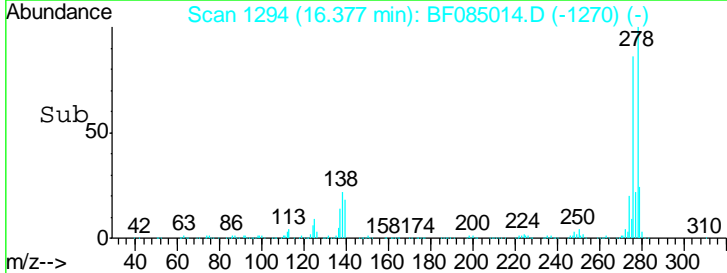
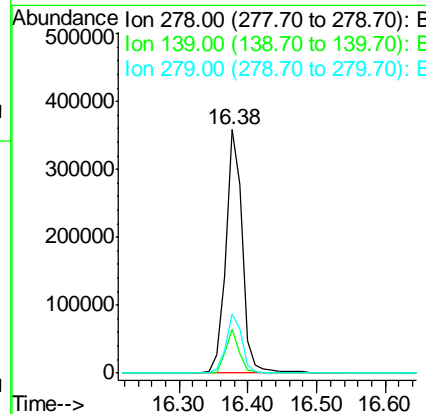
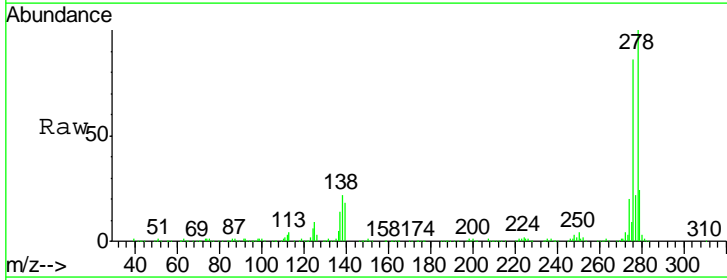
Instrument :  
 BNA\_F  
 ClientSampled :  
 PB88279BS

Tgt Ion	Resp	Lower	Upper
252	100		
253	21.9	17.3	25.9
125	11.0	7.0	10.4

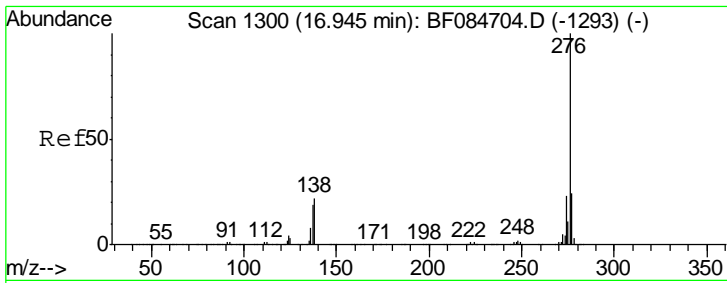


#90  
 Dibenzo(a,h)anthracene  
 Concen: 41.90 ng  
 RT: 16.38 min Scan# 1294  
 Delta R.T. -0.02 min  
 Lab File: BF085014.D  
 Acq: 11 Feb 2016 13:01

Tgt Ion	Resp	Lower	Upper
278	100		
139	17.8	15.0	22.4
279	24.2	18.9	28.3







#91  
 Benzo(g,h,i)perylene  
 Concen: 43.58 ng  
 RT: 16.74 min Scan# 1326  
 Delta R.T. -0.01 min  
 Lab File: BF085014.D  
 Acq: 11 Feb 2016 13:01

Instrument :  
 BNA\_F  
 ClientSampleId :  
 PB88279BS

Tgt Ion: 276 Resp: 638619

Ion	Ratio	Lower	Upper
276	100		
277	23.5	18.8	28.2
138	20.0	17.8	26.6

