

Data Path : \\74.0.250.170\SVOASRV\HPCHEM1\BNA_F\DATA\BF021618\
 Data File : BF103053.D
 Acq On : 16 Feb 2018 15:40
 Operator : SJ/JU
 Sample : J1548-01MSD
 Misc :
 ALS Vial : 13 Sample Multiplier: 1

Instrument :
 BNA_F
 ClientSampleId :
 RO-155MSD

Quant Time: Feb 16 16:17:32 2018
 Quant Method : Z:\HPCHEM1\BNA_F\METHODS\8270-BF020318.M
 Quant Title : ASP BNA STANDARDS FOR 5 POINT CALIBRATION
 QLast Update : Fri Feb 16 14:34:49 2018
 Response via : Initial Calibration

Internal Standards	R.T.	QIon	Response	Conc	Units	Dev(Min)
1) 1,4-Dichlorobenzene-d4	6.88	152	180204	20.00	ng	0.00
21) Naphthalene-d8	8.16	136	727445	20.00	ng	0.00
38) Acenaphthene-d10	9.92	164	298555	20.00	ng	0.00
63) Phenanthrene-d10	11.40	188	439996	20.00	ng	0.00
75) Chrysene-d12	14.05	240	296219	20.00	ng	0.00
86) Perylene-d12	15.53	264	276728	20.00	ng	-0.01

System Monitoring Compounds

5) 2-Fluorophenol	5.51	112	1476566	124.44	ng	0.02
7) Phenol-d6	6.52	99	1768699	123.79	ng	0.01
23) Nitrobenzene-d5	7.45	82	1138396	108.56	ng	0.00
41) 2,4,6-Tribromophenol	10.71	330	295574	123.00	ng	0.00
44) 2-Fluorobiphenyl	9.24	172	1569715	87.24	ng	0.00
78) Terphenyl-d14	12.99	244	1135655	90.78	ng	0.00

Target Compounds

Target Compounds	R.T.	QIon	Response	Conc	Units	Qvalue
2) 1,4-Dioxane	2.72	88	243764	41.592	ng	89
3) Pyridine	3.49	79	688318	42.508	ng	91
4) n-Nitrosodimethylamine	3.45	42	346317	49.987	ng	100
6) Aniline	6.55	93	669685	31.740	ng	94
8) 2-Chlorophenol	6.67	128	572548	46.868	ng	95
9) Benzaldehyde	6.43	77	130953	12.342	ng	97
10) Phenol	6.53	94	715926	46.757	ng	87
11) bis(2-Chloroethyl)ether	6.62	93	586936	46.067	ng	92
12) 1,3-Dichlorobenzene	6.82	146	603657	42.672	ng	99
13) 1,4-Dichlorobenzene	6.90	146	606501	43.039	ng	98
14) 1,2-Dichlorobenzene	7.05	146	549846	41.892	ng	99
15) Benzyl Alcohol	7.02	79	498121	45.348	ng	98
16) 2,2'-oxybis(1-Chloropropan	7.15	45	997571	41.217	ng	99
17) 2-Methylphenol	7.13	107	502153	44.564	ng	99
18) Hexachloroethane	7.39	117	202067	41.816	ng	91
19) n-Nitroso-di-n-propylamine	7.30	70	380198	40.361	ng	97
20) 3+4-Methylphenols	7.29	107	554058	39.872	ng	# 76
22) Acetophenone	7.29	105	740092	41.575	ng	# 91
24) Nitrobenzene	7.47	77	623814	50.582	ng	95
25) Isophorone	7.70	82	1148842	47.578	ng	99
26) 2-Nitrophenol	7.78	139	303650	57.768	ng	98
27) 2,4-Dimethylphenol	7.82	122	506754	49.675	ng	99
28) bis(2-Chloroethoxy)methane	7.91	93	722378	50.501	ng	100
29) 2,4-Dichlorophenol	8.02	162	459008	49.496	ng	98
30) 1,2,4-Trichlorobenzene	8.10	180	452794	43.160	ng	99
31) Naphthalene	8.19	128	1551015	43.640	ng	99
32) Benzoic acid	7.89	122	38619	13.621	ng	98
33) 4-Chloroaniline	8.23	127	331350	21.641	ng	99
34) Hexachlorobutadiene	8.30	225	223906	41.650	ng	99
35) Caprolactam	8.60	113	117468	36.474	ng	# 76
36) 4-Chloro-3-methylphenol	8.72	107	496685	47.668	ng	95
37) 2-Methylnaphthalene	8.87	142	1000428	42.993	ng	99
39) 1,2,4,5-Tetrachlorobenzene	9.04	216	376663	46.335	ng	97
40) Hexachlorocyclopentadiene	9.02	237	86995	22.512	ng	99

Data Path : \\74.0.250.170\SVOASRV\HPCHEM1\BNA_F\DATA\BF021618\
 Data File : BF103053.D
 Acq On : 16 Feb 2018 15:40
 Operator : SJ/JU
 Sample : J1548-01MSD
 Misc :
 ALS Vial : 13 Sample Multiplier: 1

Instrument :
 BNA_F
 ClientSampleId :
 RO-155MSD

Quant Time: Feb 16 16:17:32 2018
 Quant Method : Z:\HPCHEM1\BNA_F\METHODS\8270-BF020318.M
 Quant Title : ASP BNA STANDARDS FOR 5 POINT CALIBRATION
 QLast Update : Fri Feb 16 14:34:49 2018
 Response via : Initial Calibration

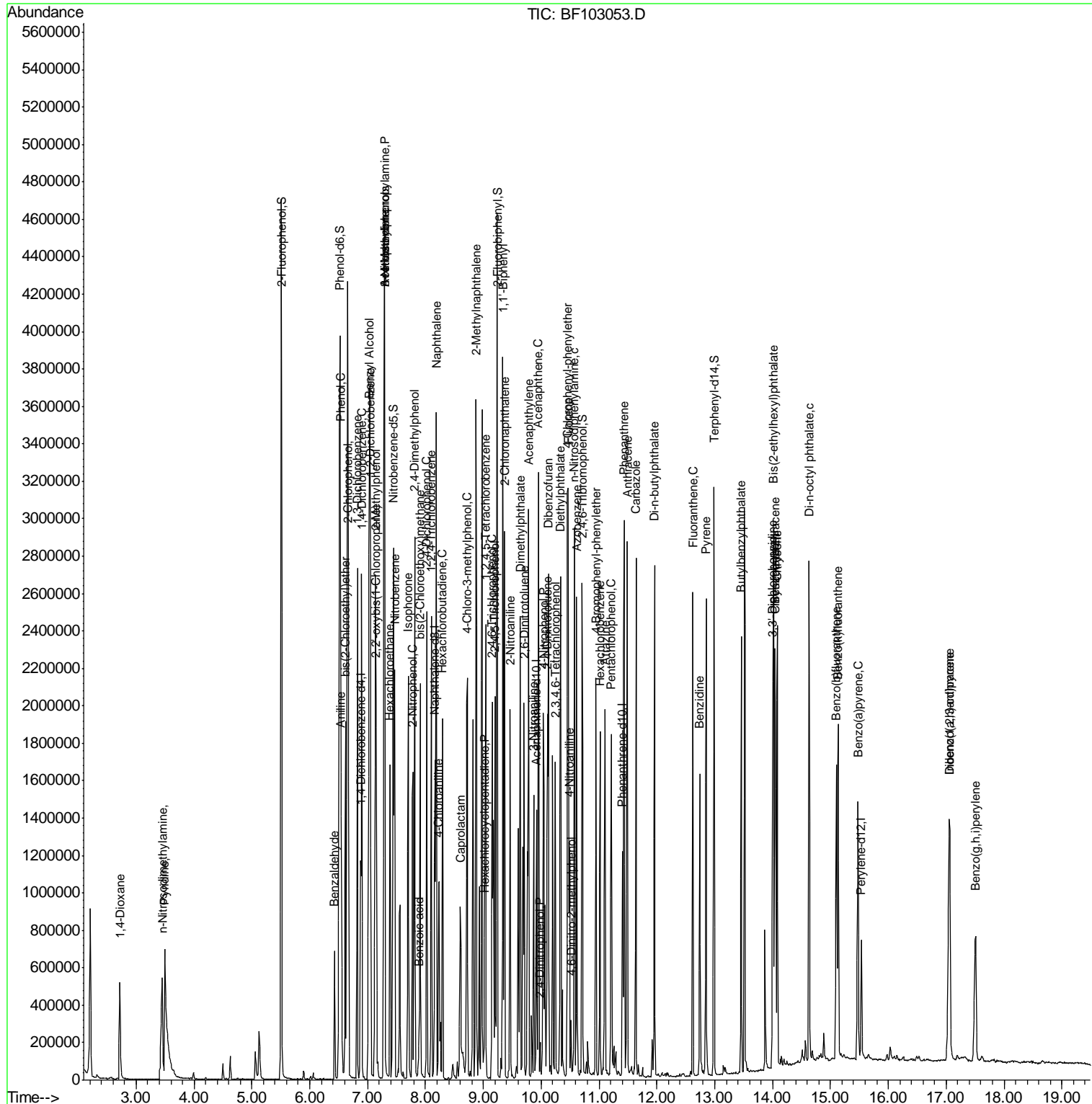
Internal Standards	R.T.	QIon	Response	Conc	Units	Dev(Min)
42) 2,4,6-Trichlorophenol	9.16	196	277421	51.957	ng	99
43) 2,4,5-Trichlorophenol	9.20	196	288973	48.018	ng	99
45) 1,1'-Biphenyl	9.34	154	1108850	44.096	ng	100
46) 2-Chloronaphthalene	9.37	162	878155	44.358	ng	98
47) 2-Nitroaniline	9.46	65	342858	55.537	ng	93
48) Acenaphthylene	9.78	152	1278473	41.579	ng	98
49) Dimethylphthalate	9.64	163	1180891	50.728	ng	100
50) 2,6-Dinitrotoluene	9.70	165	227328	51.329	ng	96
51) Acenaphthene	9.95	154	744377	40.481	ng	98
52) 3-Nitroaniline	9.87	138	225621	41.402	ng	98
53) 2,4-Dinitrophenol	9.98	184	19127	27.144	ng	# 19
54) Dibenzofuran	10.13	168	1112217	42.919	ng	98
55) 4-Nitrophenol	10.04	139	359548	80.272	ng	91
56) 2,4-Dinitrotoluene	10.11	165	282100	47.526	ng	98
57) Fluorene	10.47	166	817794	43.374	ng	99
58) 2,3,4,6-Tetrachlorophenol	10.25	232	199560	47.844	ng	99
59) Diethylphthalate	10.33	149	987234	42.950	ng	99
60) 4-Chlorophenyl-phenylether	10.46	204	375555	45.027	ng	98
61) 4-Nitroaniline	10.49	138	236304	45.556	ng	88
62) Azobenzene	10.62	77	950141	41.377	ng	97
64) 4,6-Dinitro-2-methylphenol	10.52	198	28947	22.776	ng	95
65) n-Nitrosodiphenylamine	10.57	169	759743	48.953	ng	100
66) 4-Bromophenyl-phenylether	10.94	248	223328	47.983	ng	97
67) Hexachlorobenzene	11.02	284	228894	44.579	ng	97
68) Atrazine	11.10	200	217633	47.533	ng	99
69) Pentachlorophenol	11.21	266	203792	67.613	ng	99
70) Phenanthrene	11.43	178	1042555	42.545	ng	99
71) Anthracene	11.49	178	1080623	43.357	ng	99
72) Carbazole	11.64	167	1036366	42.444	ng	99
73) Di-n-butylphthalate	11.96	149	1352494	45.599	ng	100
74) Fluoranthene	12.62	202	976184	39.594	ng	98
76) Benzidine	12.74	184	649460	47.704	ng	98
77) Pyrene	12.85	202	994145	42.799	ng	100
79) Butylbenzylphthalate	13.46	149	537995	48.412	ng	98
80) Benzo(a)anthracene	14.04	228	849169	45.582	ng	99
81) 3,3'-Dichlorobenzidine	14.00	252	336722	48.748	ng	99
82) Chrysene	14.08	228	817563	43.535	ng	99
83) Bis(2-ethylhexyl)phthalate	14.02	149	744886	52.349	ng	99
84) Di-n-octyl phthalate	14.63	149	1265498	59.230	ng	100
85) Indeno(1,2,3-cd)pyrene	17.05	276	717257	46.051	ng	98
87) Benzo(b)fluoranthene	15.10	252	798109	44.484	ng	98
88) Benzo(k)fluoranthene	15.13	252	772261	45.049	ng	99
89) Benzo(a)pyrene	15.47	252	729888	45.196	ng	# 96
90) Dibenzo(a,h)anthracene	17.06	278	599735	45.754	ng	100
91) Benzo(g,h,i)perylene	17.51	276	597721	46.588	ng	97

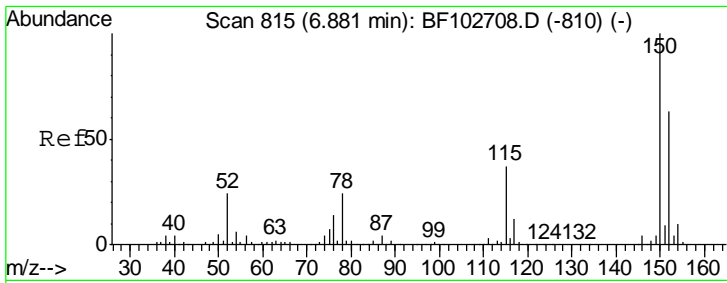
(#) = qualifier out of range (m) = manual integration (+) = signals summed

Data Path : \\74.0.250.170\SVOASRV\HPCHEM1\BNA_F\DATA\BF021618\
 Data File : BF103053.D
 Acq On : 16 Feb 2018 15:40
 Operator : SJ/JU
 Sample : J1548-01MSD
 Misc :
 ALS Vial : 13 Sample Multiplier: 1

Instrument :
 BNA_F
 Client Sampled :
 RO-155MSD

Quant Time: Feb 16 16:17:32 2018
 Quant Method : Z:\HPCHEM1\BNA_F\METHODS\8270-BF020318.M
 Quant Title : ASP BNA STANDARDS FOR 5 POINT CALIBRATION
 QLast Update : Fri Feb 16 14:34:49 2018
 Response via : Initial Calibration

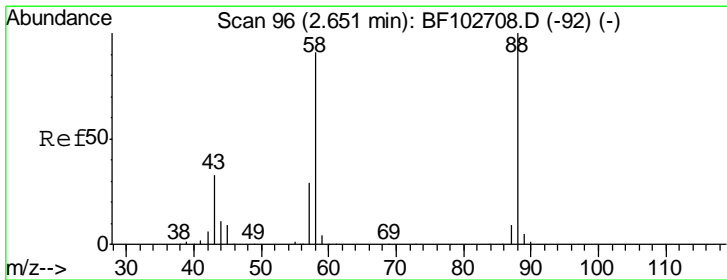
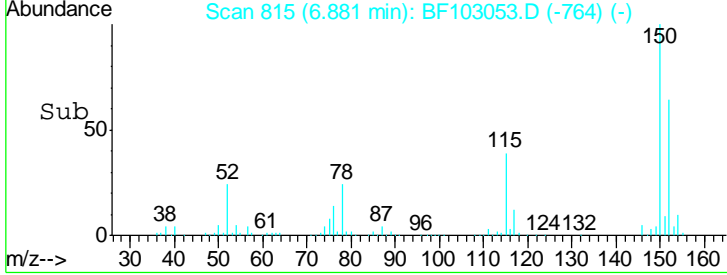
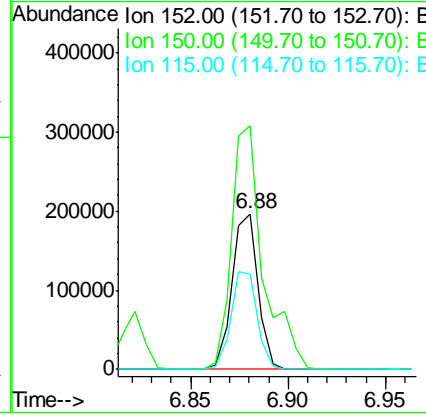
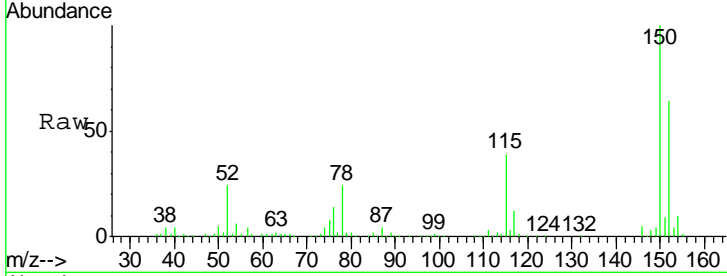




#1
 1,4-Dichlorobenzene-d4
 Concen: 20.000 ng
 RT: 6.88 min Scan# 815
 Delta R.T. -0.00 min
 Lab File: BF103053.D
 Acq: 16 Feb 2018 15:40

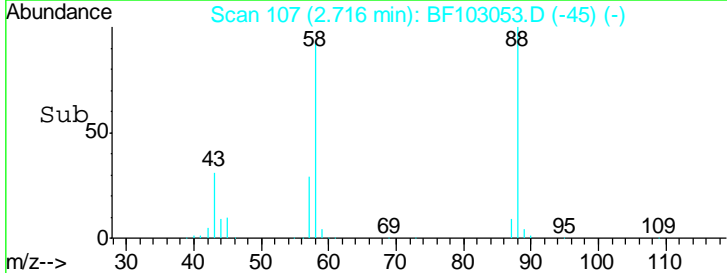
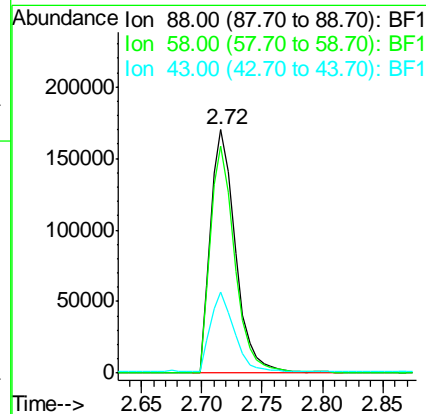
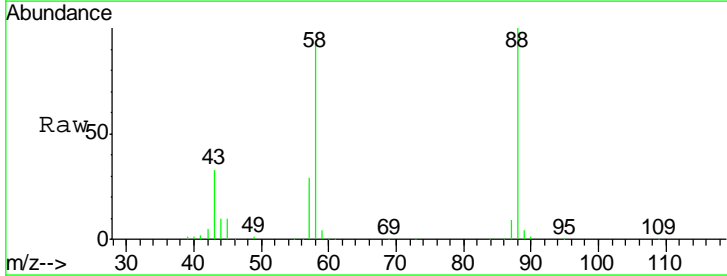
Instrument :
 BNA_F
 ClientSampleId :
 RO-155MSD

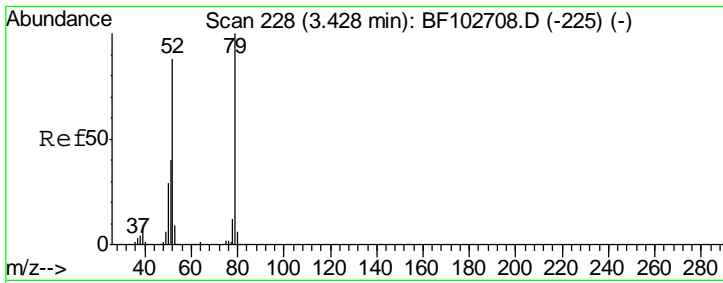
Tgt Ion	Resp	Lower	Upper
152	180204		
150	156.6	124.6	186.8
115	61.1	50.1	75.1



#2
 1,4-Dioxane
 Concen: 41.592 ng
 RT: 2.72 min Scan# 107
 Delta R.T. 0.06 min
 Lab File: BF103053.D
 Acq: 16 Feb 2018 15:40

Tgt Ion	Resp	Lower	Upper
88	243764		
58	91.9	62.6	93.8
43	30.9	24.6	37.0

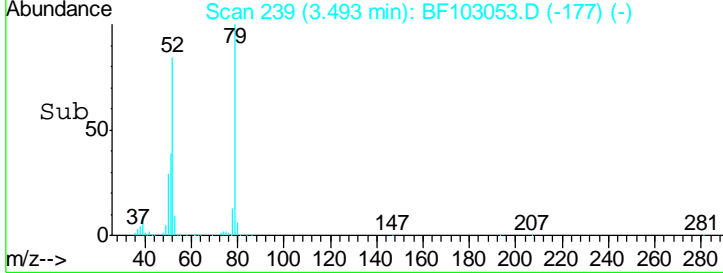
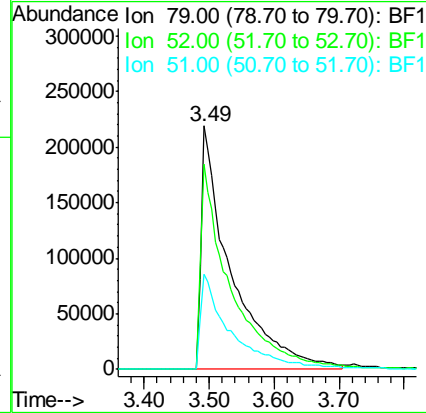
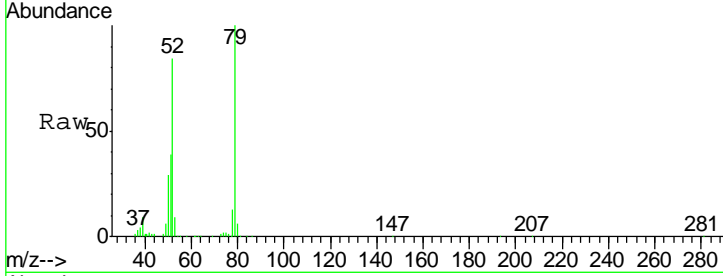




#3
 Pyridine
 Concen: 42.508 ng
 RT: 3.49 min Scan# 239
 Delta R.T. 0.06 min
 Lab File: BF103053.D
 Acq: 16 Feb 2018 15:40

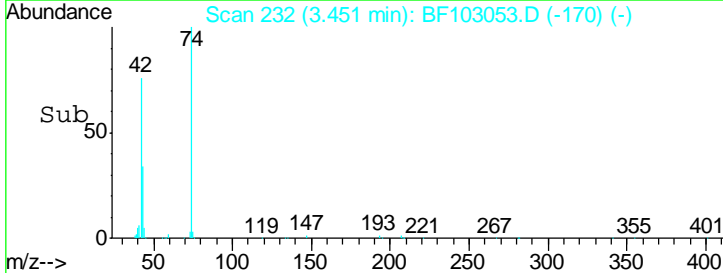
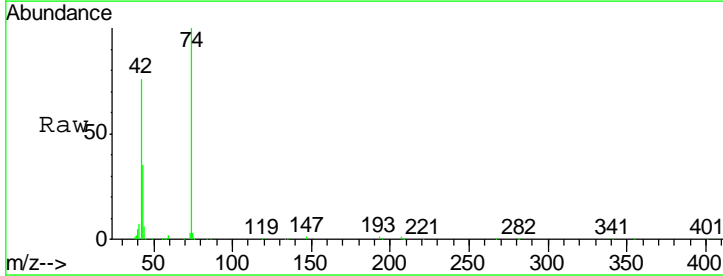
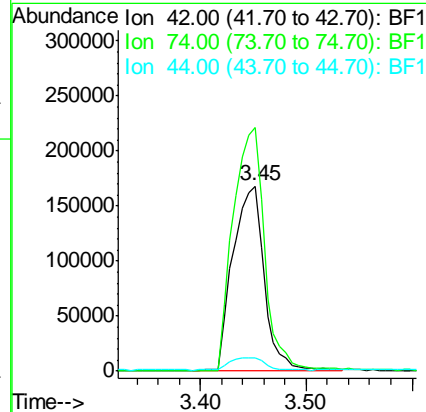
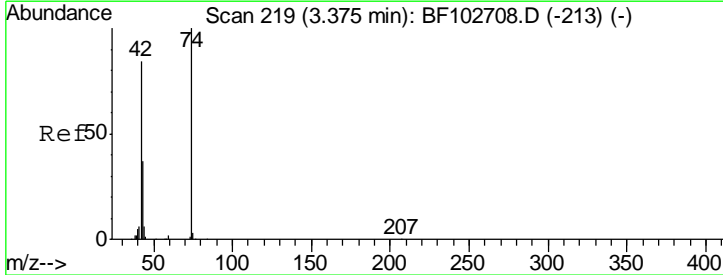
Instrument :
 BNA_F
ClientSampled :
 RO-155MSD

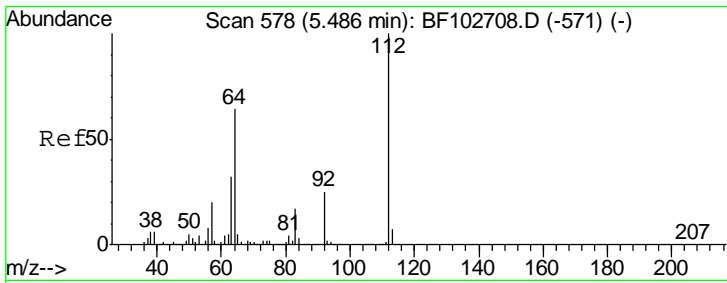
Tgt Ion	Resp	Lower	Upper
79	100		
52	84.2	59.8	89.6
51	39.3	29.8	44.8



#4
 n-Nitrosodimethylamine
 Concen: 49.987 ng
 RT: 3.45 min Scan# 232
 Delta R.T. 0.06 min
 Lab File: BF103053.D
 Acq: 16 Feb 2018 15:40

Tgt Ion	Resp	Lower	Upper
42	100		
74	131.5	104.9	157.3
44	7.4	6.9	10.3



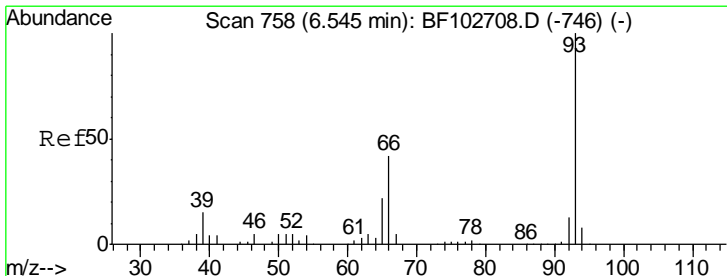
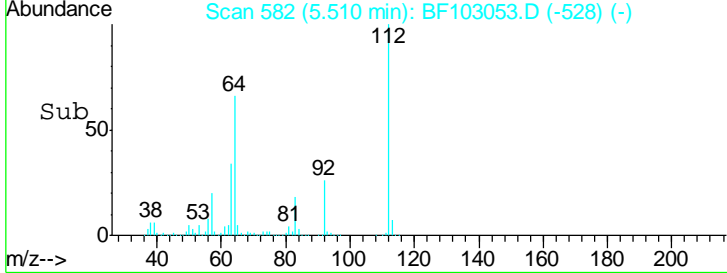
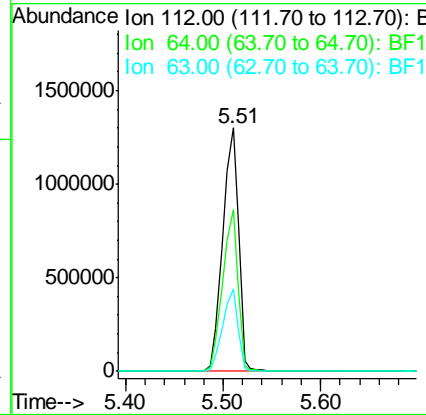
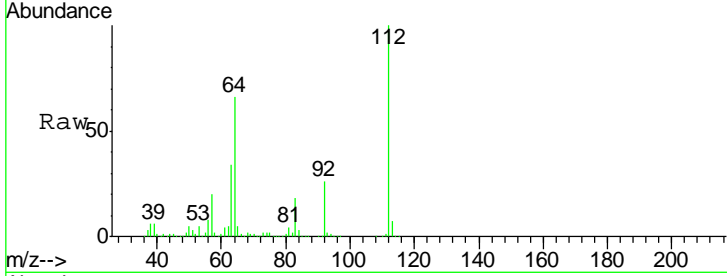


#5
 2-Fluorophenol
 Concen: 124.437 ng
 RT: 5.51 min Scan# 582
 Delta R.T. 0.02 min
 Lab File: BF103053.D
 Acq: 16 Feb 2018 15:40

Instrument :
 BNA_F
ClientSampled :
 RO-155MSD

Tgt Ion: 112 Resp: 1476566

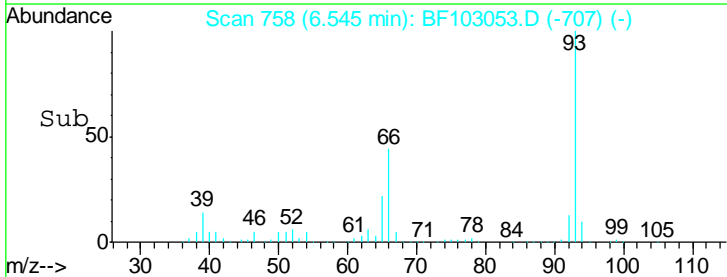
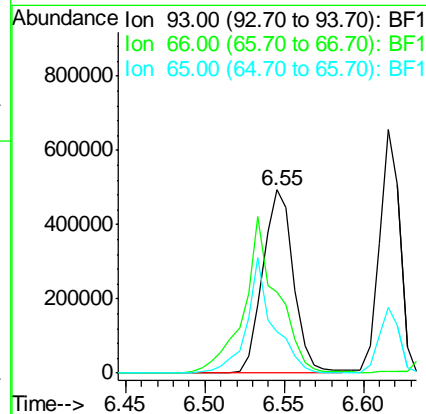
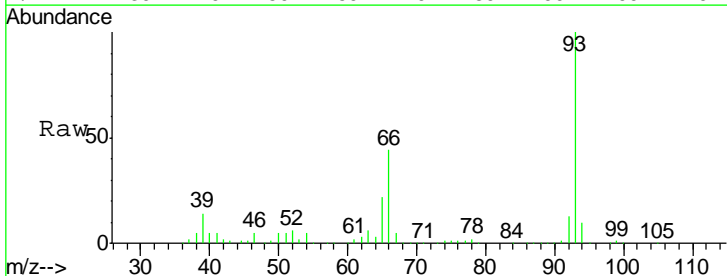
Ion	Ratio	Lower	Upper
112	100		
64	66.3	47.9	71.9
63	33.7	23.7	35.5

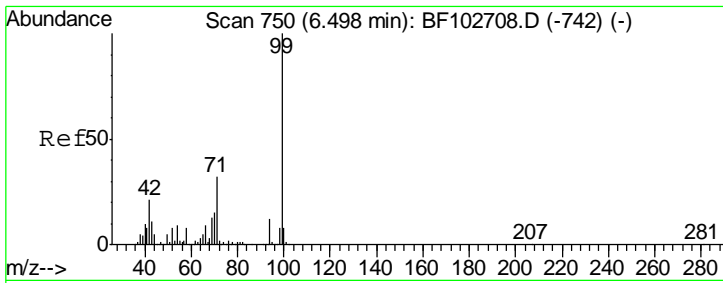


#6
 Aniline
 Concen: 31.740 ng
 RT: 6.55 min Scan# 758
 Delta R.T. -0.00 min
 Lab File: BF103053.D
 Acq: 16 Feb 2018 15:40

Tgt Ion: 93 Resp: 669685

Ion	Ratio	Lower	Upper
93	100		
66	44.1	32.2	48.2
65	22.4	16.4	24.6

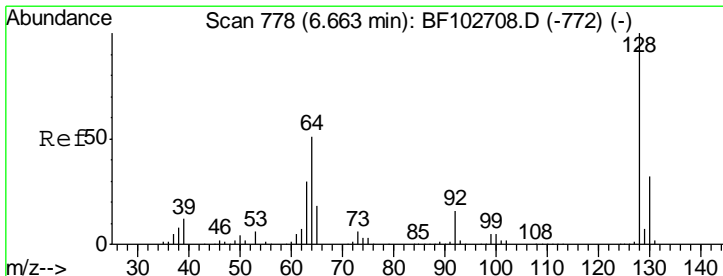
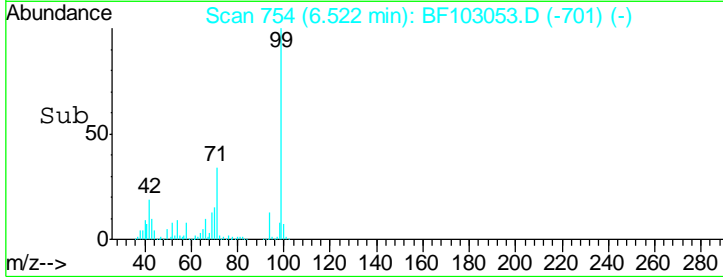
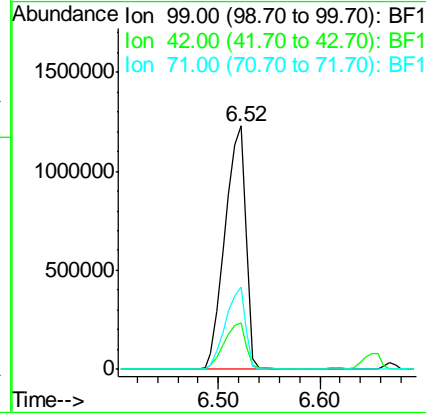
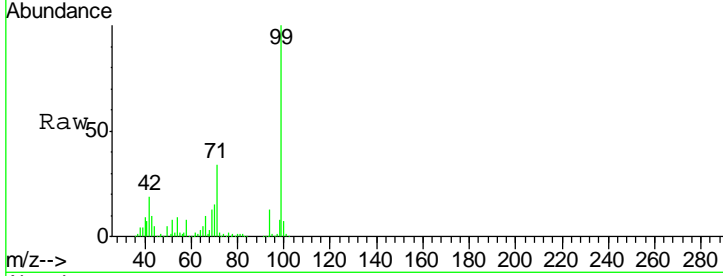




#7
 Phenol-d6
 Concen: 123.794 ng
 RT: 6.52 min Scan# 754
 Delta R.T. 0.01 min
 Lab File: BF103053.D
 Acq: 16 Feb 2018 15:40

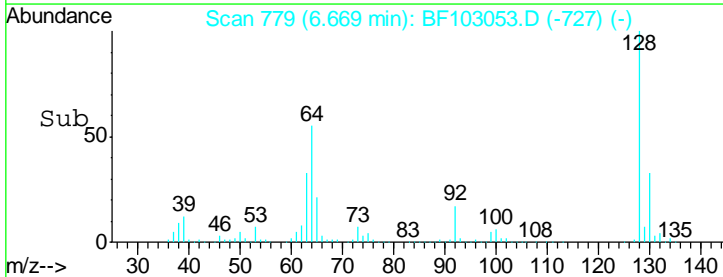
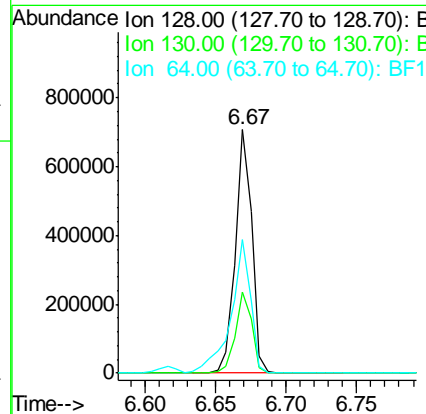
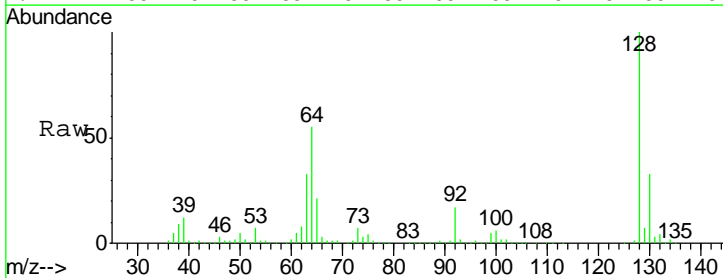
Instrument :
 BNA_F
 ClientSampled :
 RO-155MSD

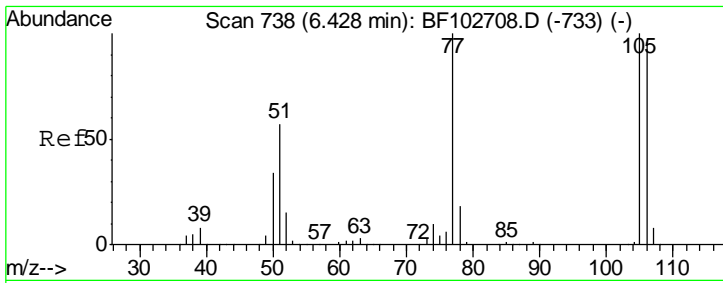
Tgt Ion	Resp	Lower	Upper
99	1768699		
42	18.9	14.5	21.7
71	33.7	25.4	38.0



#8
 2-Chlorophenol
 Concen: 46.868 ng
 RT: 6.67 min Scan# 779
 Delta R.T. 0.01 min
 Lab File: BF103053.D
 Acq: 16 Feb 2018 15:40

Tgt Ion	Resp	Lower	Upper
128	572548		
130	33.1	13.0	53.0
64	54.7	29.4	69.4

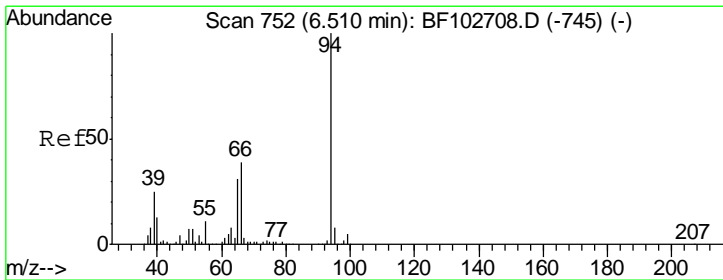
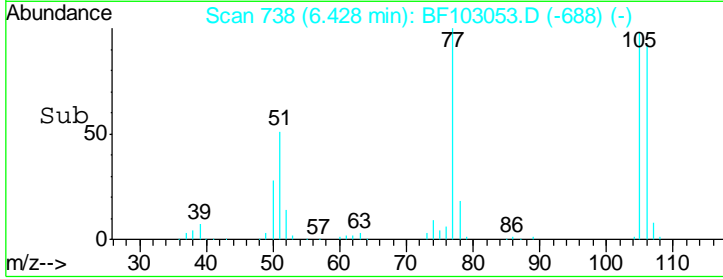
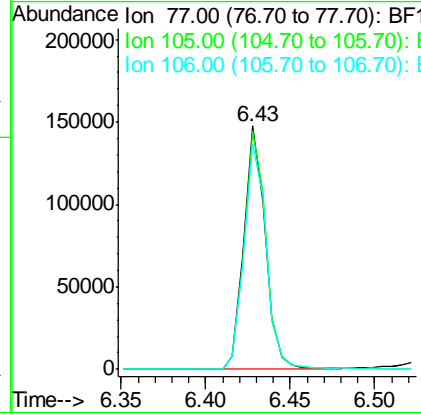
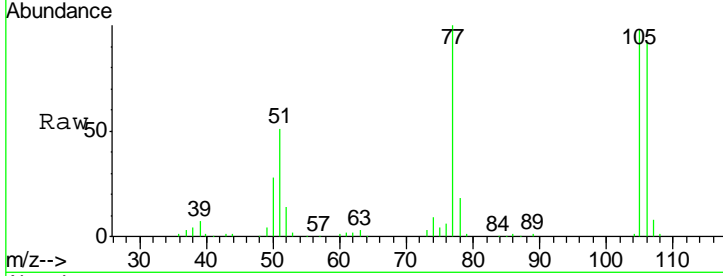




#9
Benzaldehyde
Concen: 12.342 ng
RT: 6.43 min Scan# 738
Delta R.T. -0.01 min
Lab File: BF103053.D
Acq: 16 Feb 2018 15:40

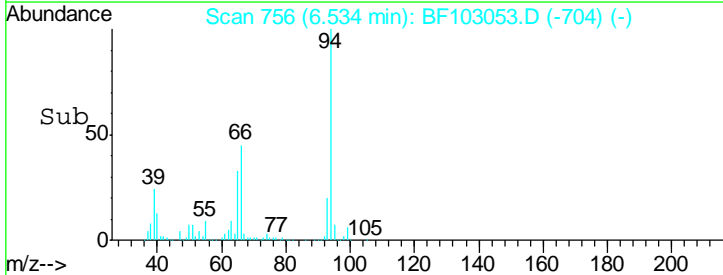
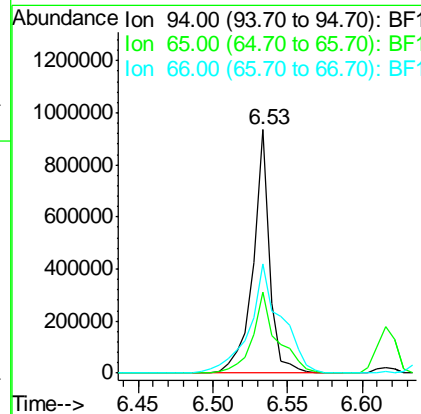
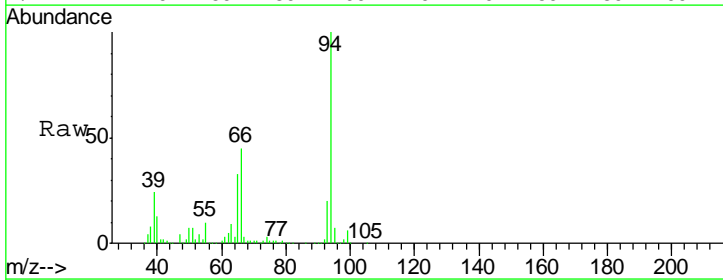
Instrument :
BNA_F
ClientSampled :
RO-155MSD

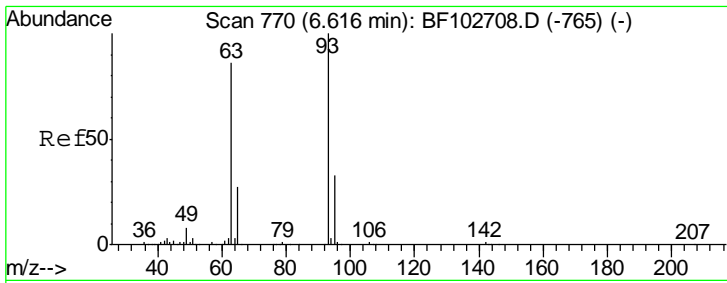
Tgt Ion	Resp	Lower	Upper
77	130953		
105	97.9	81.1	121.1
106	92.5	74.5	114.5



#10
Phenol
Concen: 46.757 ng
RT: 6.53 min Scan# 756
Delta R.T. 0.01 min
Lab File: BF103053.D
Acq: 16 Feb 2018 15:40

Tgt Ion	Resp	Lower	Upper
94	715926		
65	33.2	7.9	47.9
66	45.1	16.2	56.2

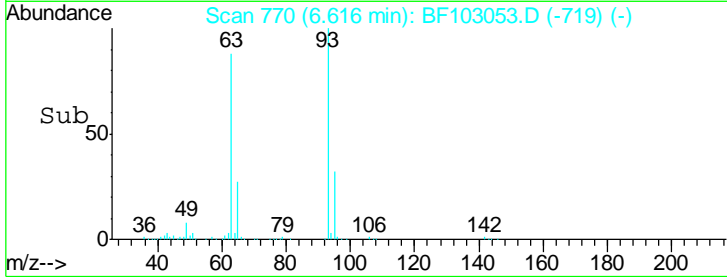
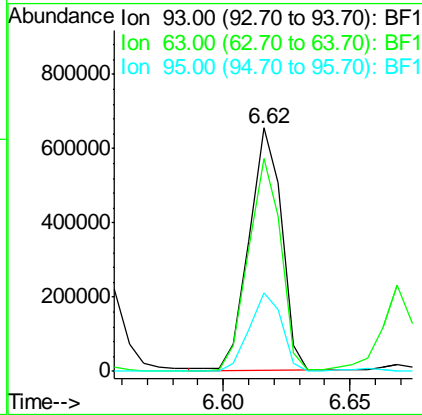
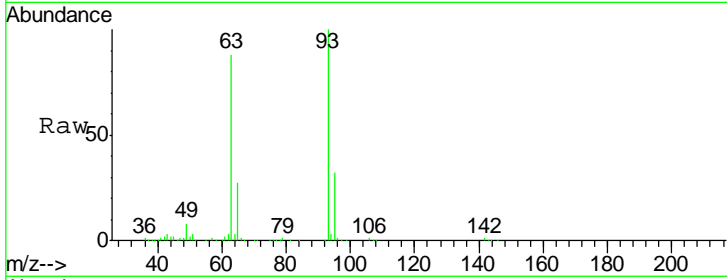




#11
 bis(2-Chloroethyl)ether
 Concen: 46.067 ng
 RT: 6.62 min Scan# 770
 Delta R.T. -0.00 min
 Lab File: BF103053.D
 Acq: 16 Feb 2018 15:40

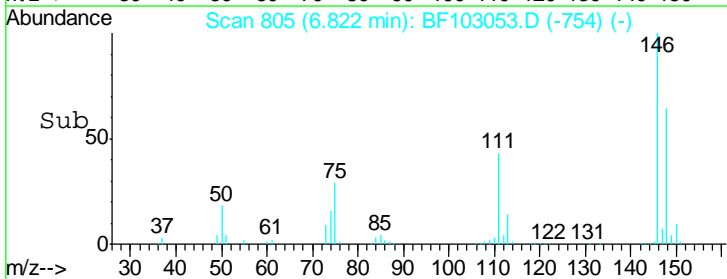
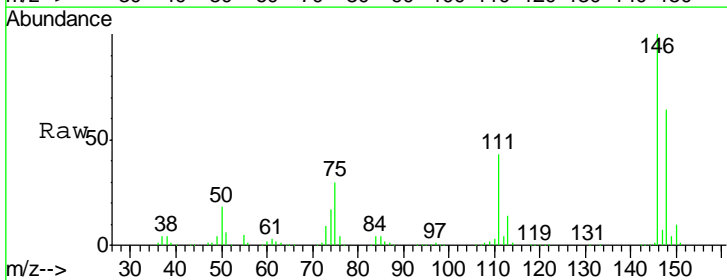
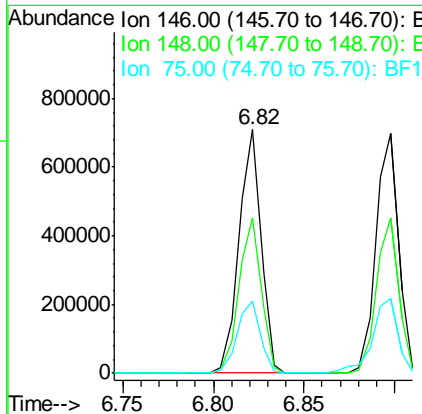
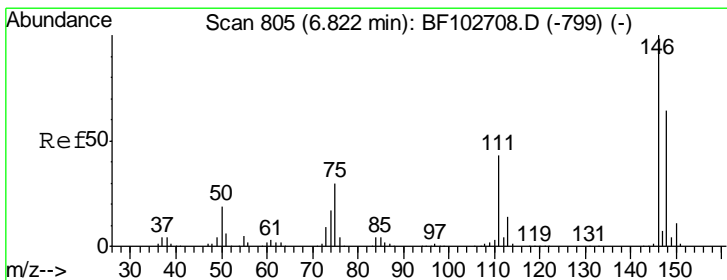
Instrument :
 BNA_F
ClientSampled :
 RO-155MSD

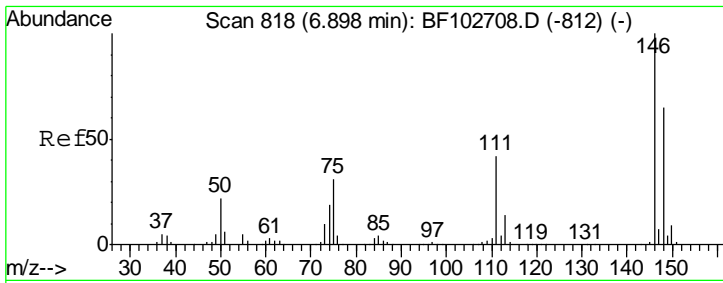
Tgt Ion	Resp	Lower	Upper
93	100		
63	87.6	58.6	98.6
95	32.1	11.8	51.8



#12
 1,3-Dichlorobenzene
 Concen: 42.672 ng
 RT: 6.82 min Scan# 805
 Delta R.T. -0.00 min
 Lab File: BF103053.D
 Acq: 16 Feb 2018 15:40

Tgt Ion	Resp	Lower	Upper
146	100		
148	63.6	51.8	77.8
75	29.7	24.2	36.4

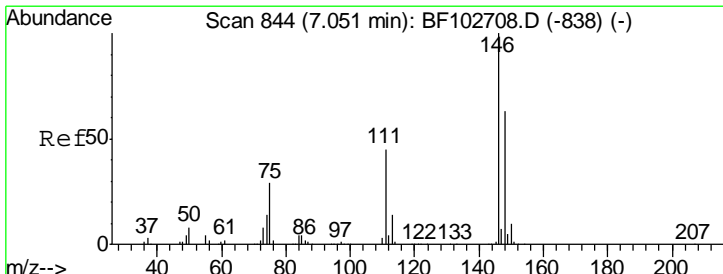
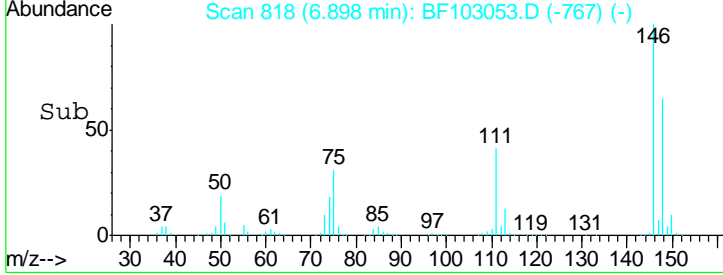
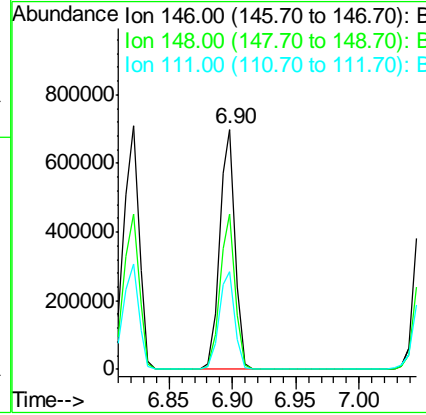
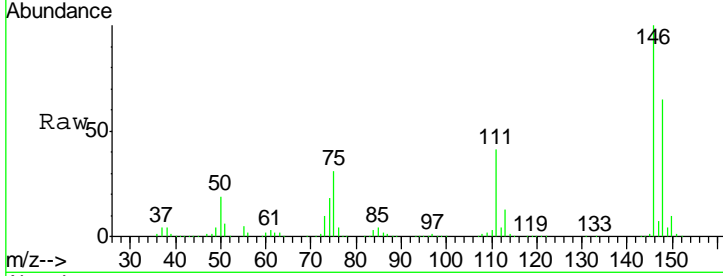




#13
 1,4-Dichlorobenzene
 Concen: 43.039 ng
 RT: 6.90 min Scan# 818
 Delta R.T. -0.00 min
 Lab File: BF103053.D
 Acq: 16 Feb 2018 15:40

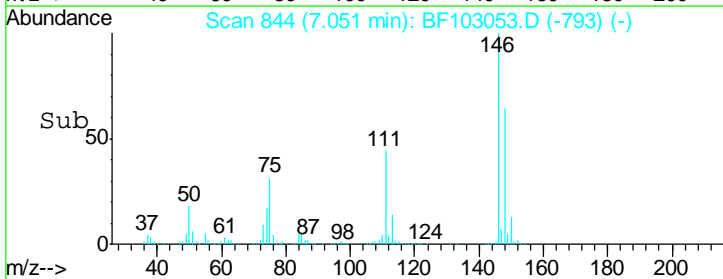
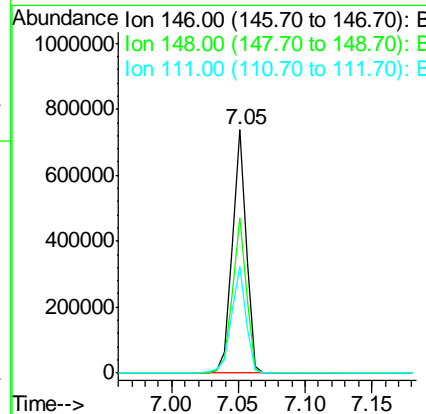
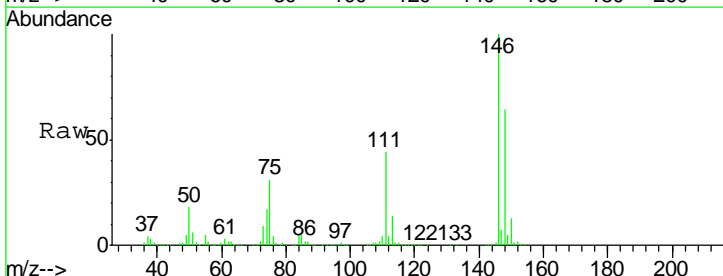
Instrument :
 BNA_F
 ClientSampled :
 RO-155MSD

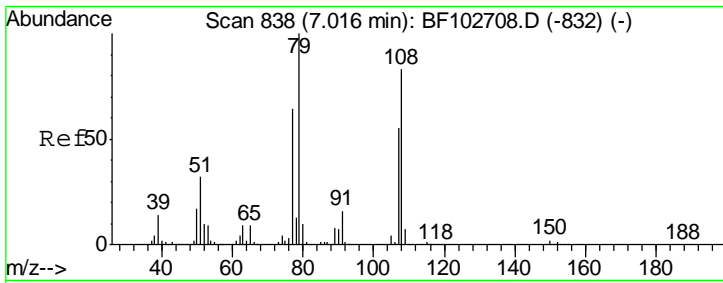
Tgt Ion	Resp	Lower	Upper
146	100		
148	64.6	50.8	76.2
111	40.9	34.2	51.2



#14
 1,2-Dichlorobenzene
 Concen: 41.892 ng
 RT: 7.05 min Scan# 844
 Delta R.T. -0.00 min
 Lab File: BF103053.D
 Acq: 16 Feb 2018 15:40

Tgt Ion	Resp	Lower	Upper
146	100		
148	63.6	50.6	75.8
111	43.8	36.0	54.0

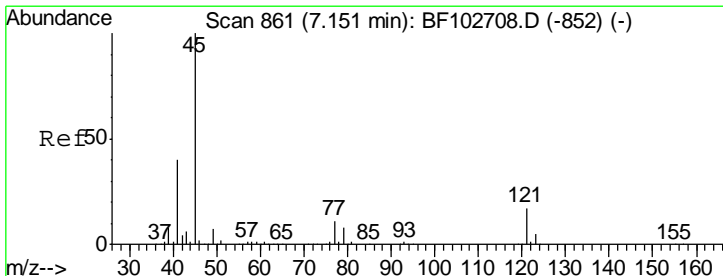
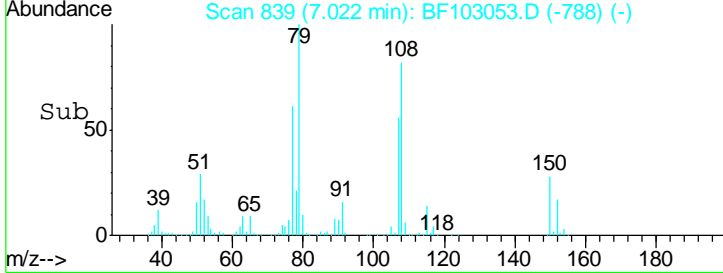
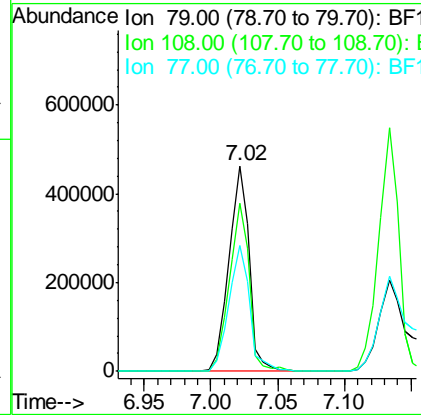
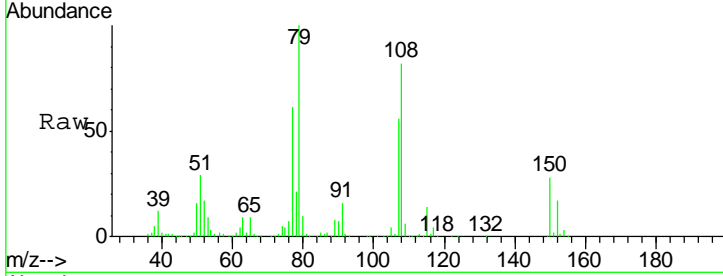




#15
 Benzyl Alcohol
 Concen: 45.348 ng
 RT: 7.02 min Scan# 839
 Delta R.T. -0.00 min
 Lab File: BF103053.D
 Acq: 16 Feb 2018 15:40

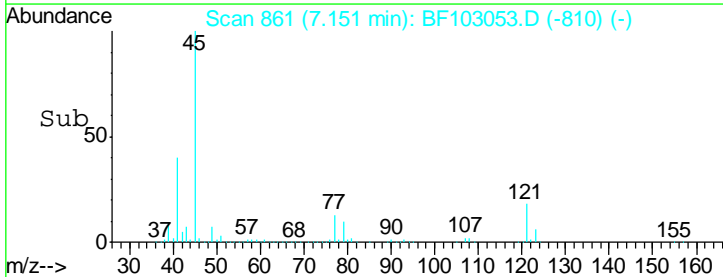
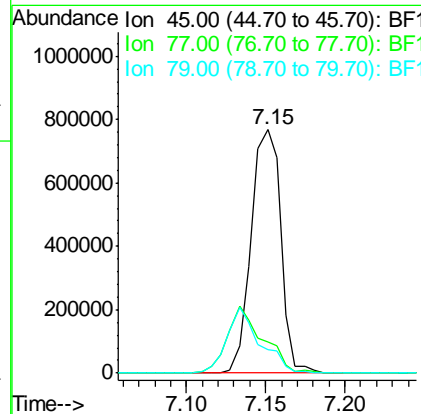
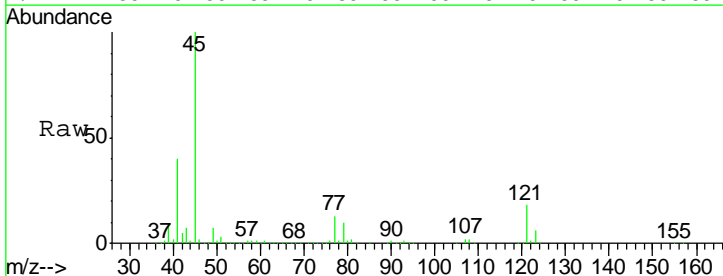
Instrument :
 BNA_F
 ClientSampled :
 RO-155MSD

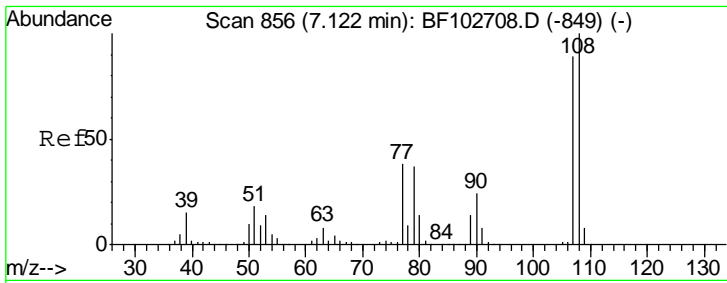
Tgt Ion	Resp	Lower	Upper
79	100		
108	81.9	65.1	97.7
77	61.0	50.6	75.8



#16
 2,2'-oxybis(1-Chloropropane)
 Concen: 41.217 ng
 RT: 7.15 min Scan# 861
 Delta R.T. -0.00 min
 Lab File: BF103053.D
 Acq: 16 Feb 2018 15:40

Tgt Ion	Resp	Lower	Upper
45	100		
77	12.5	0.0	32.9
79	9.9	0.0	29.6

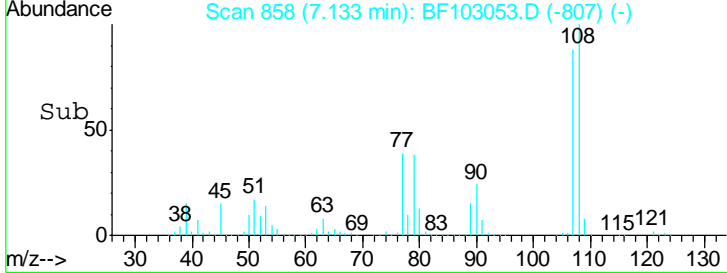
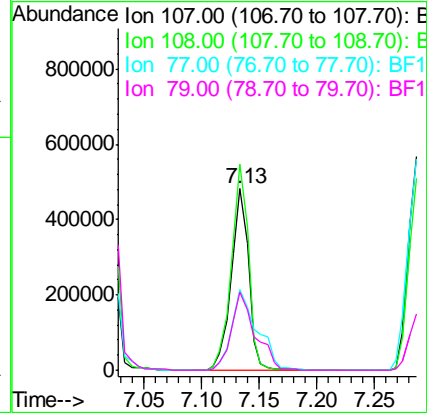
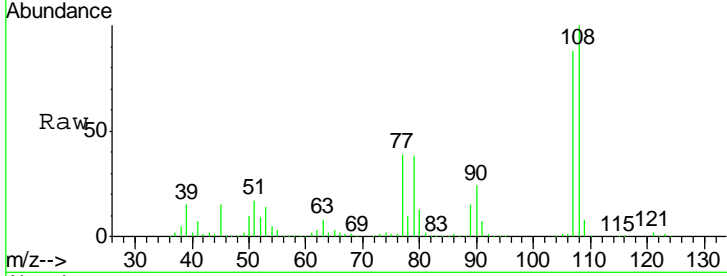




#17
 2-Methylphenol
 Concen: 44.564 ng
 RT: 7.13 min Scan# 858
 Delta R.T. -0.00 min
 Lab File: BF103053.D
 Acq: 16 Feb 2018 15:40

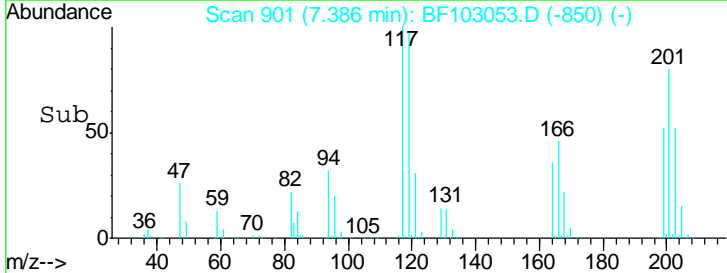
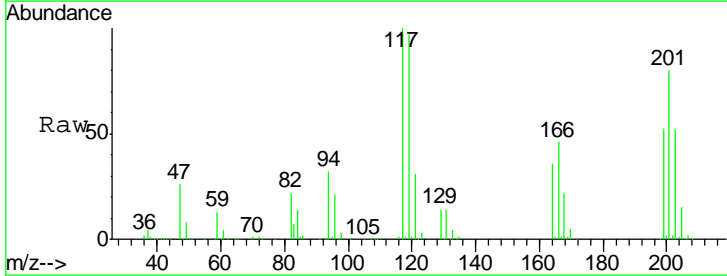
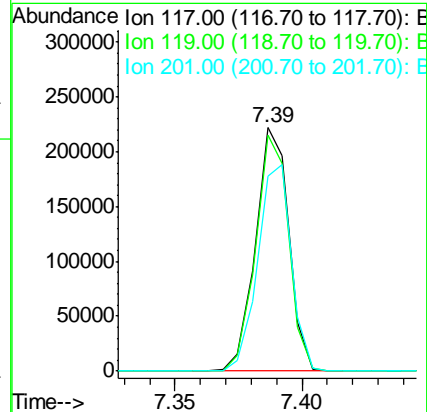
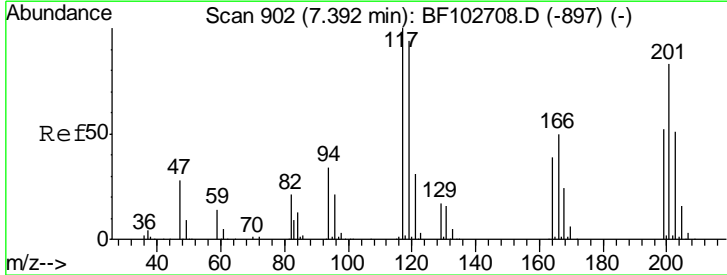
Instrument :
 BNA_F
 ClientSampleID :
 RO-155MSD

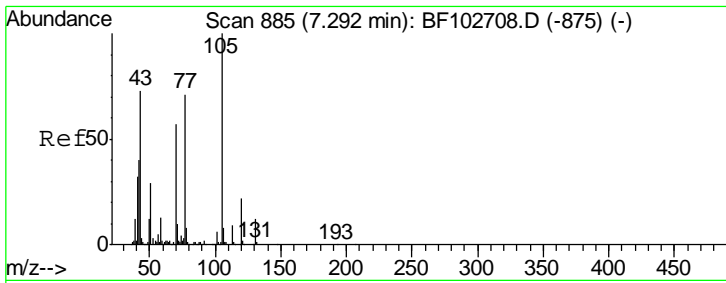
Tgt Ion	Resp	Lower	Upper
107	100		
108	113.9	91.7	137.5
77	44.3	33.8	50.8
79	42.9	33.8	50.8



#18
 Hexachloroethane
 Concen: 41.816 ng
 RT: 7.39 min Scan# 901
 Delta R.T. -0.00 min
 Lab File: BF103053.D
 Acq: 16 Feb 2018 15:40

Tgt Ion	Resp	Lower	Upper
117	100		
119	96.8	75.8	113.8
201	80.1	75.7	113.5

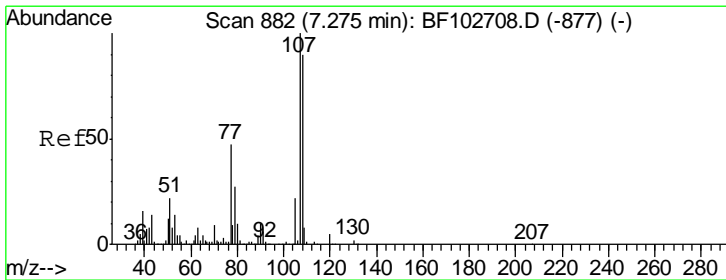
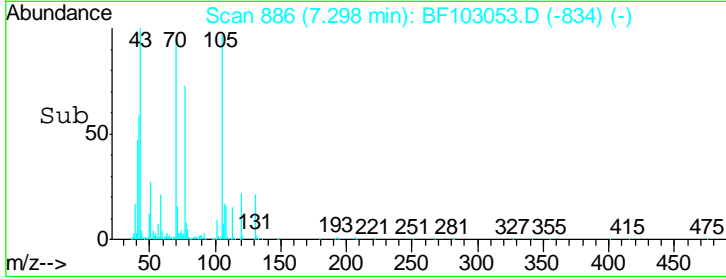
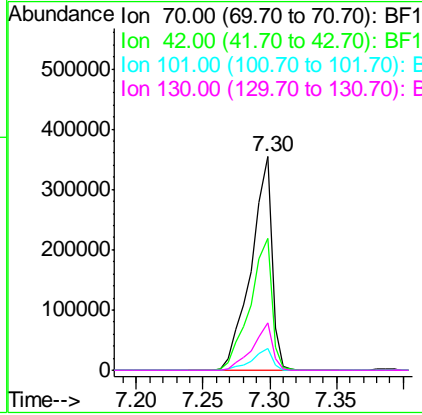
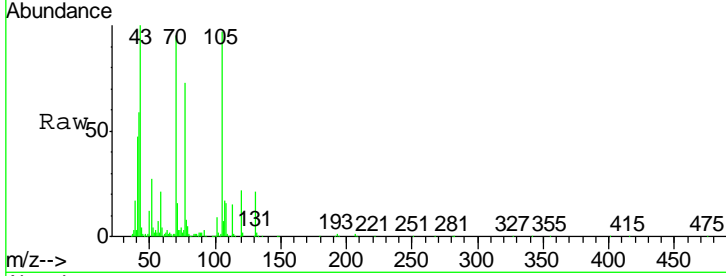




#19
 n-Nitroso-di-n-propylamine
 Concen: 40.361 ng
 RT: 7.30 min Scan# 886
 Delta R.T. 0.01 min
 Lab File: BF103053.D
 Acq: 16 Feb 2018 15:40

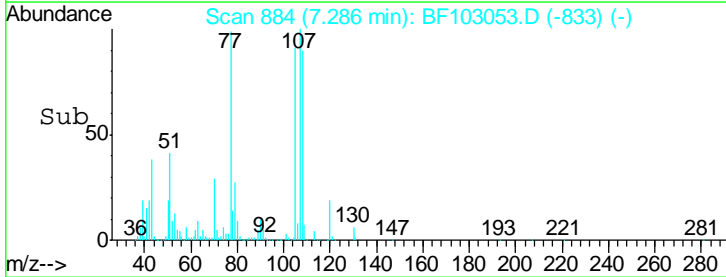
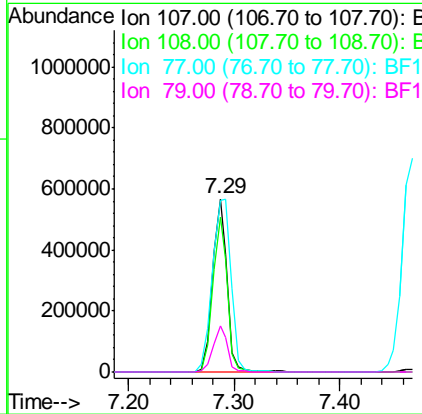
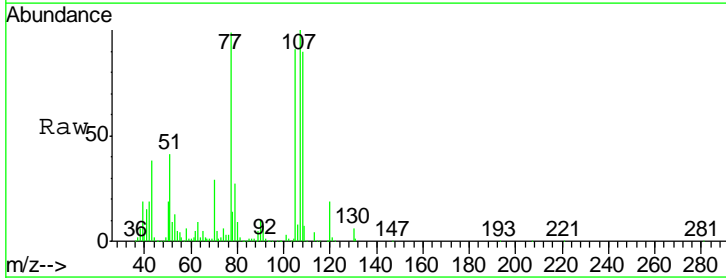
Instrument :
 BNA_F
ClientSampled :
 RO-155MSD

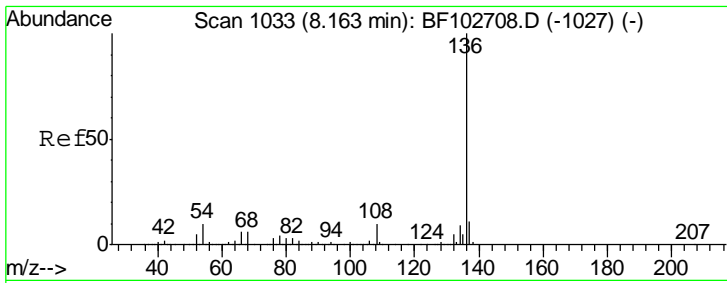
Tgt Ion	Resp	Lower	Upper
70	100		
42	62.0	47.5	71.3
101	10.0	7.4	11.2
130	22.0	16.6	25.0



#20
 3+4-Methylphenols
 Concen: 39.872 ng
 RT: 7.29 min Scan# 884
 Delta R.T. -0.00 min
 Lab File: BF103053.D
 Acq: 16 Feb 2018 15:40

Tgt Ion	Resp	Lower	Upper
107	100		
108	89.6	68.2	108.2
77	98.8	26.7	66.7#
79	26.7	6.3	46.3

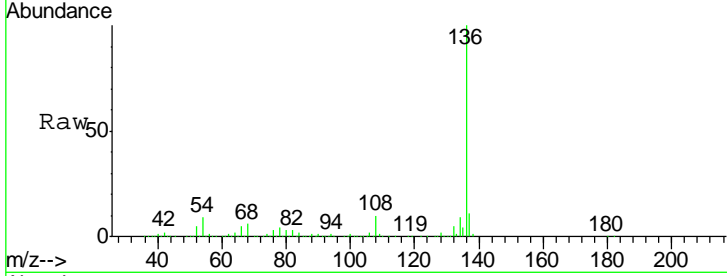




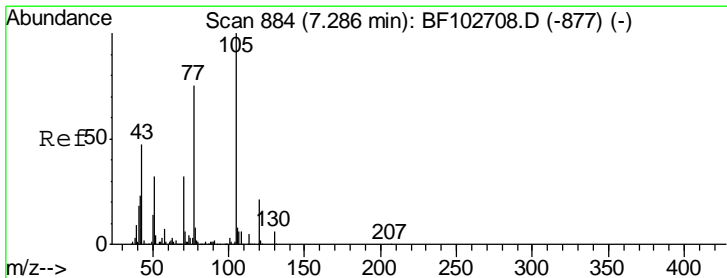
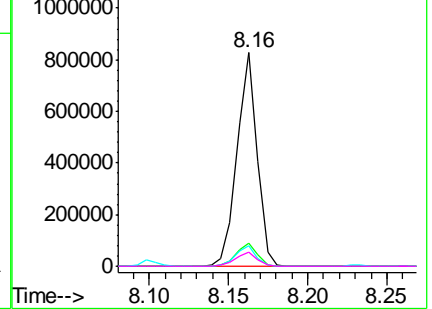
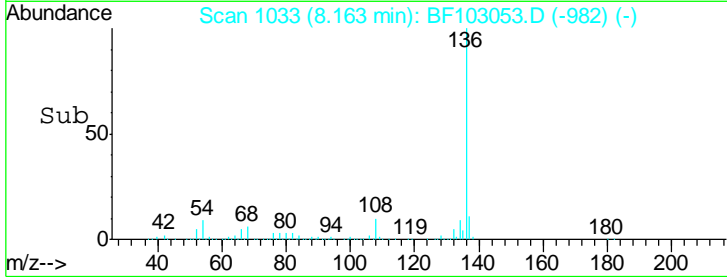
#21
 Naphthalene-d8
 Concen: 20.000 ng
 RT: 8.16 min Scan# 1033
 Delta R.T. -0.00 min
 Lab File: BF103053.D
 Acq: 16 Feb 2018 15:40

Instrument :
 BNA_F
 ClientSampleId :
 RO-155MSD

Tgt Ion	Resp	Lower	Upper
136	100		
137	11.0	8.9	13.3
54	9.5	6.6	9.8
68	6.5	5.0	7.4

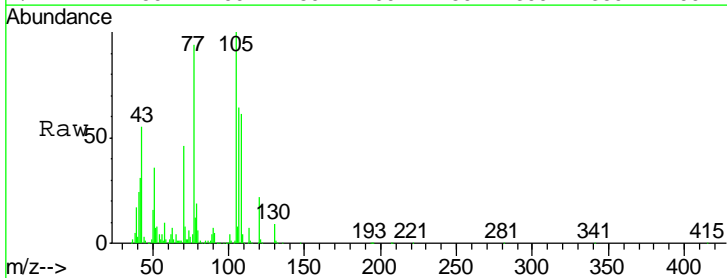


Abundance Ion 136.00 (135.70 to 136.70): E
 Ion 137.00 (136.70 to 137.70): E
 Ion 54.00 (53.70 to 54.70): BF1
 Ion 68.00 (67.70 to 68.70): BF1

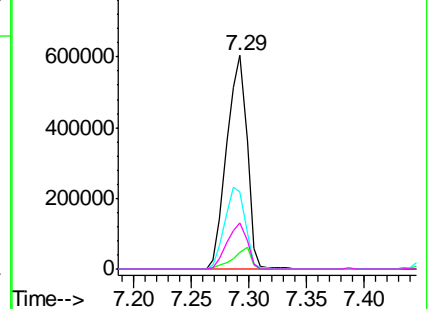
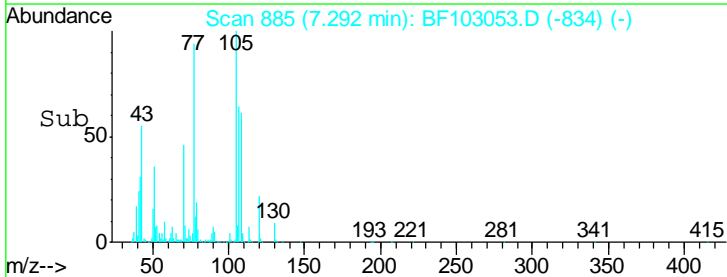


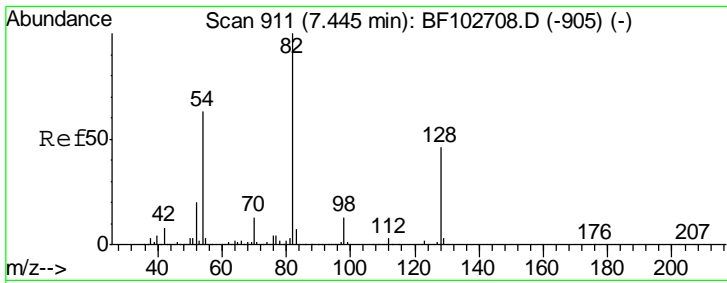
#22
 Acetophenone
 Concen: 41.575 ng
 RT: 7.29 min Scan# 885
 Delta R.T. -0.00 min
 Lab File: BF103053.D
 Acq: 16 Feb 2018 15:40

Tgt Ion	Resp	Lower	Upper
105	100		
71	7.6	4.4	6.6#
51	36.1	22.3	33.5#
120	21.8	16.9	25.3



Abundance Ion 105.00 (104.70 to 105.70): E
 Ion 71.00 (70.70 to 71.70): BF1
 Ion 51.00 (50.70 to 51.70): BF1
 Ion 120.00 (119.70 to 120.70): E

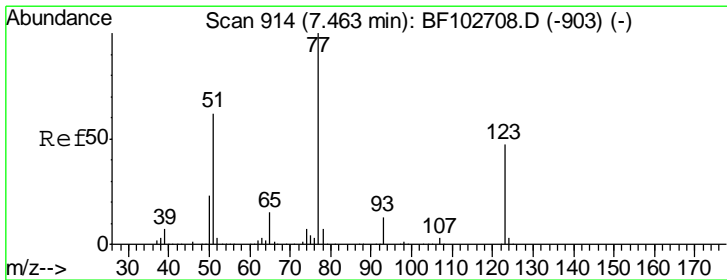
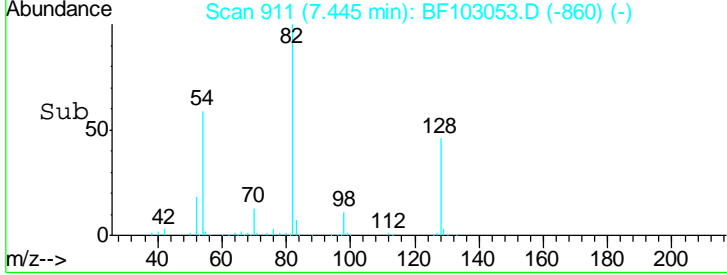
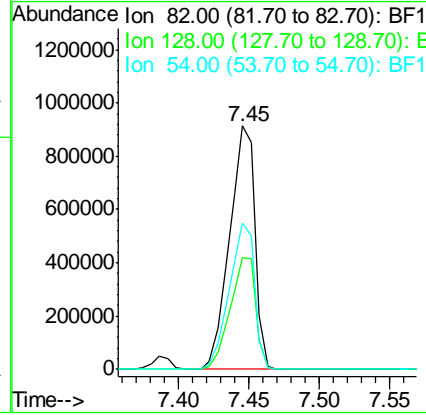
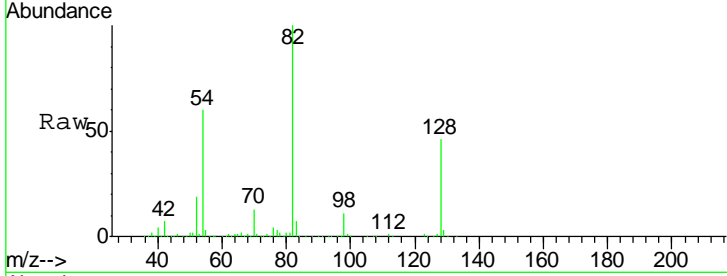




#23
 Nitrobenzene-d5
 Concen: 108.560 ng
 RT: 7.45 min Scan# 911
 Delta R.T. -0.00 min
 Lab File: BF103053.D
 Acq: 16 Feb 2018 15:40

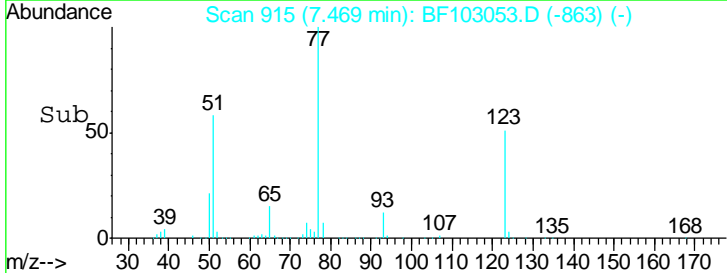
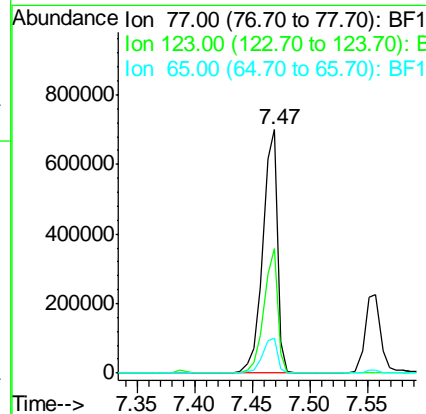
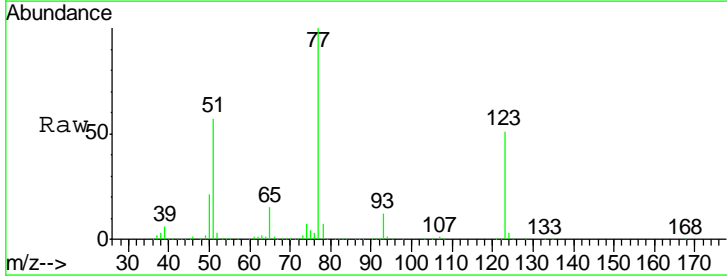
Instrument :
 BNA_F
ClientSampled :
 RO-155MSD

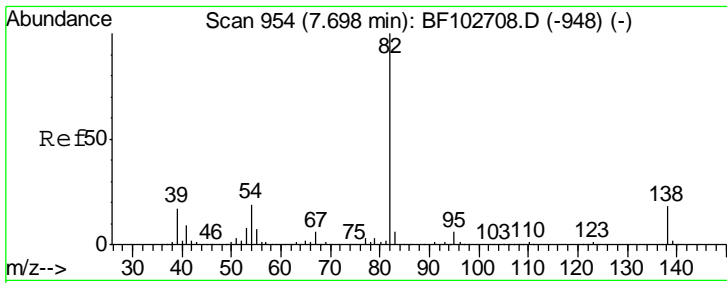
Tgt Ion	Resp	Lower	Upper
82	1138396		
128	46.1	36.1	54.1
54	59.9	41.4	62.2



#24
 Nitrobenzene
 Concen: 50.582 ng
 RT: 7.47 min Scan# 915
 Delta R.T. 0.01 min
 Lab File: BF103053.D
 Acq: 16 Feb 2018 15:40

Tgt Ion	Resp	Lower	Upper
77	623814		
123	51.2	37.9	56.9
65	14.5	11.0	16.4

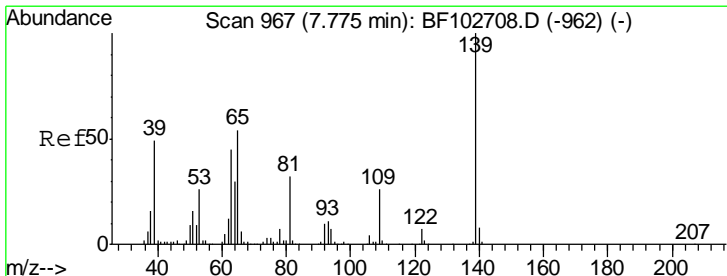
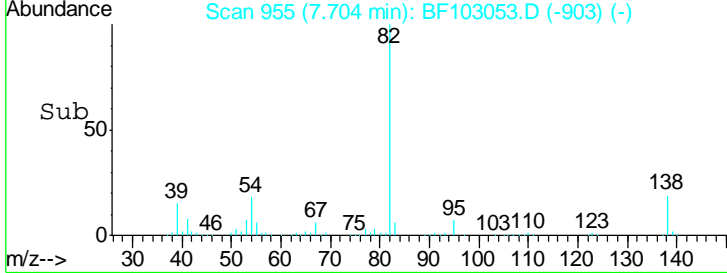
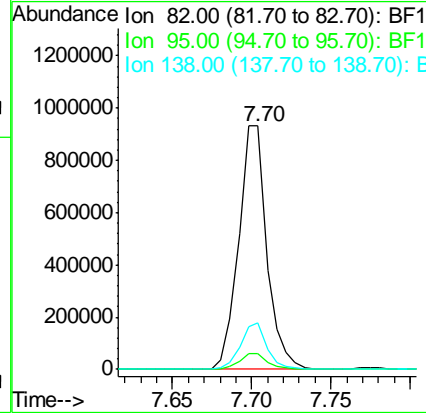
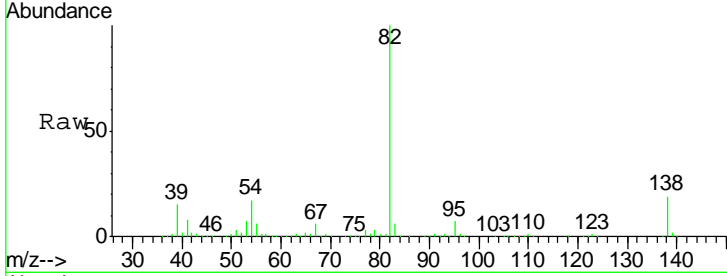




#25
 Isophorone
 Concen: 47.578 ng
 RT: 7.70 min Scan# 955
 Delta R.T. 0.01 min
 Lab File: BF103053.D
 Acq: 16 Feb 2018 15:40

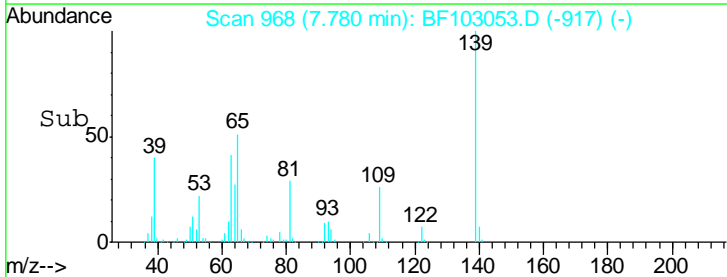
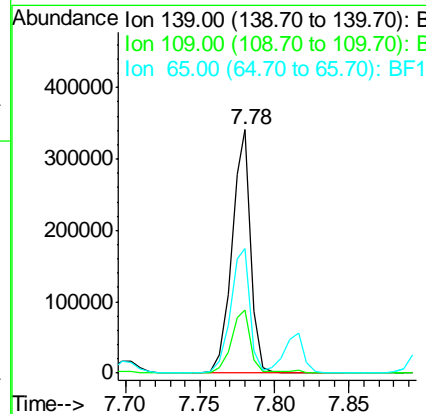
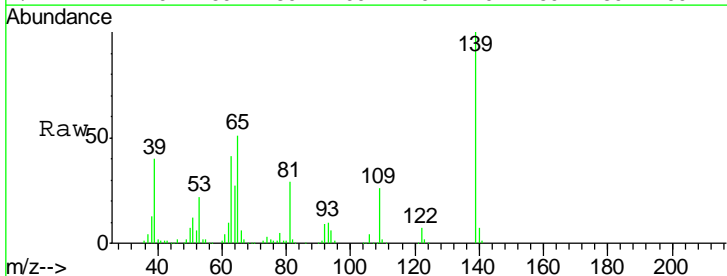
Instrument :
 BNA_F
 ClientSampleId :
 RO-155MSD

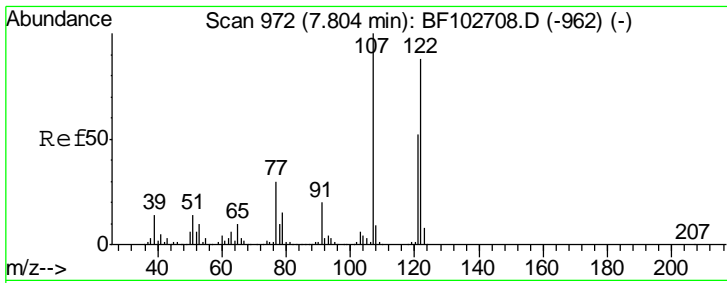
Tgt Ion	Resp	Lower	Upper
82	1148842		
95	6.5	5.2	7.8
138	18.9	14.9	22.3



#26
 2-Nitrophenol
 Concen: 57.768 ng
 RT: 7.78 min Scan# 968
 Delta R.T. -0.00 min
 Lab File: BF103053.D
 Acq: 16 Feb 2018 15:40

Tgt Ion	Resp	Lower	Upper
139	303650		
109	26.2	22.7	34.1
65	50.9	40.5	60.7

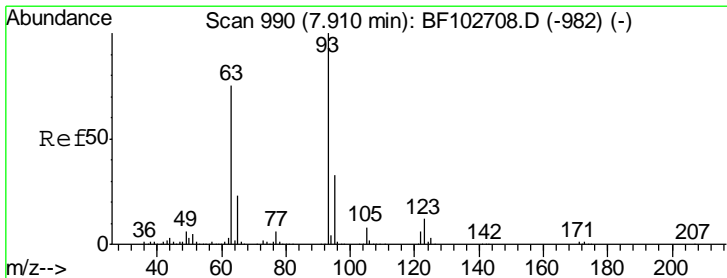
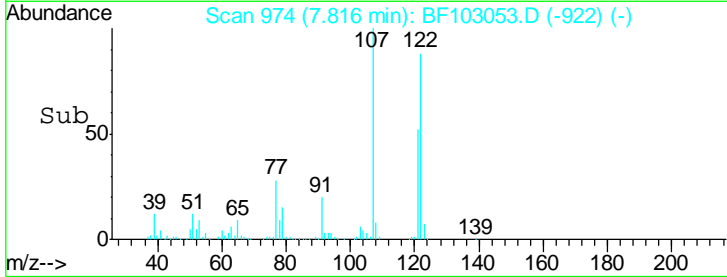
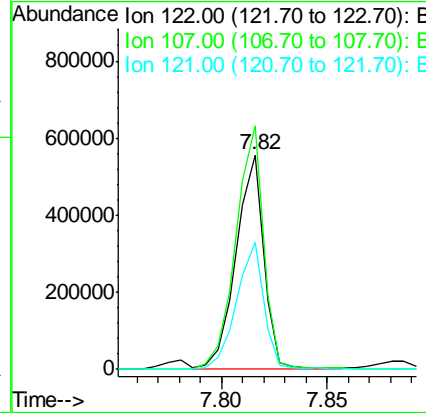
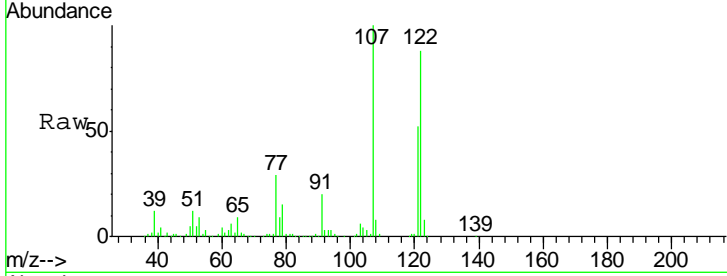




#27
 2,4-Dimethylphenol
 Concen: 49.675 ng
 RT: 7.82 min Scan# 974
 Delta R.T. 0.01 min
 Lab File: BF103053.D
 Acq: 16 Feb 2018 15:40

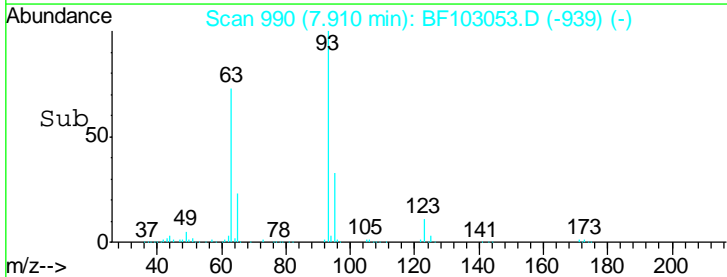
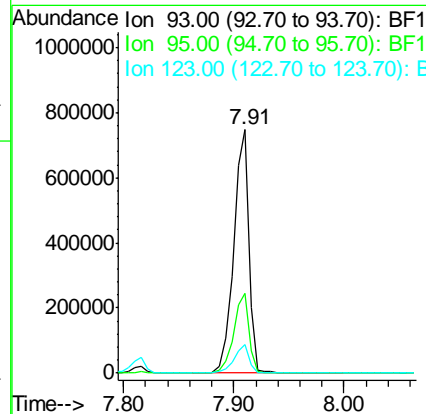
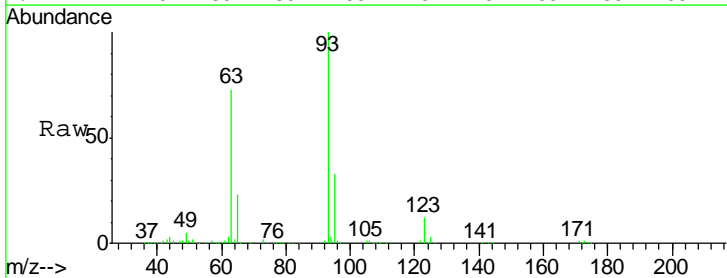
Instrument :
 BNA_F
 ClientSampled :
 RO-155MSD

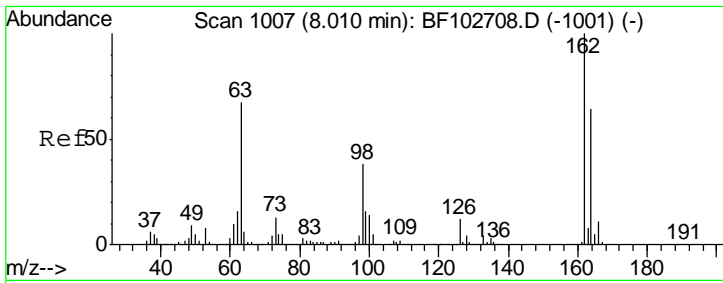
Tgt Ion	Resp	Lower	Upper
122	506754		
107	113.6	91.2	136.8
121	59.6	47.2	70.8



#28
 bis(2-Chloroethoxy)methane
 Concen: 50.501 ng
 RT: 7.91 min Scan# 990
 Delta R.T. -0.00 min
 Lab File: BF103053.D
 Acq: 16 Feb 2018 15:40

Tgt Ion	Resp	Lower	Upper
93	722378		
95	32.9	26.3	39.5
123	11.6	9.8	14.6

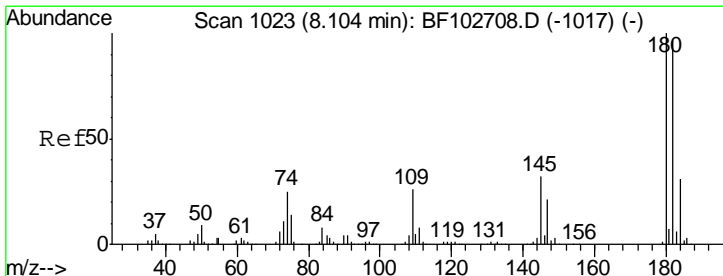
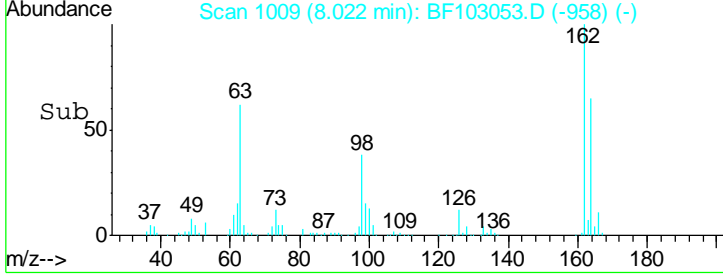
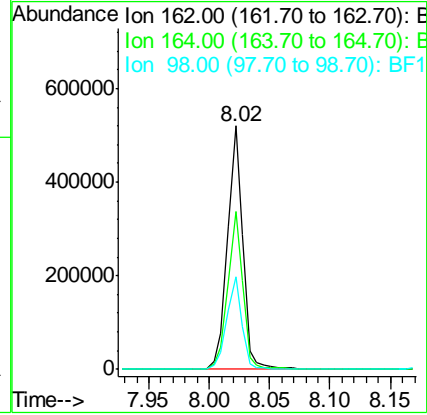
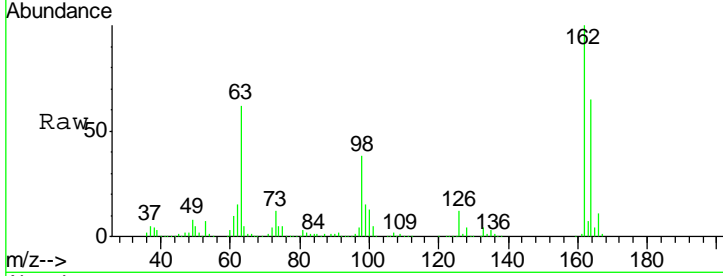




#29
 2,4-Dichlorophenol
 Concen: 49.496 ng
 RT: 8.02 min Scan# 1009
 Delta R.T. -0.00 min
 Lab File: BF103053.D
 Acq: 16 Feb 2018 15:40

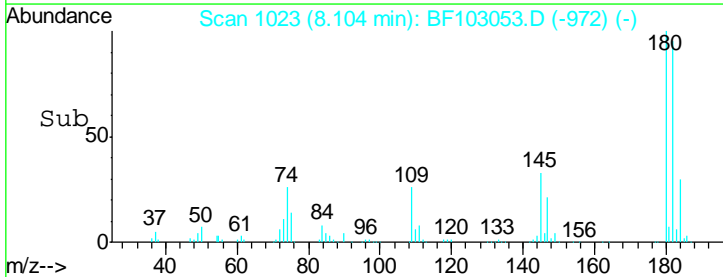
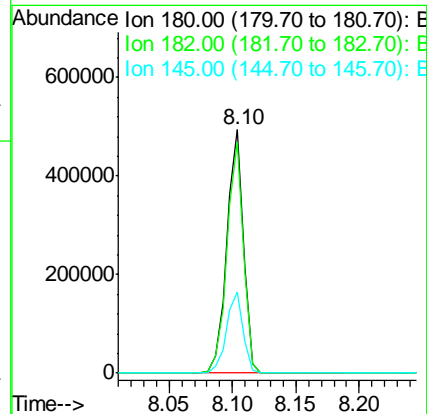
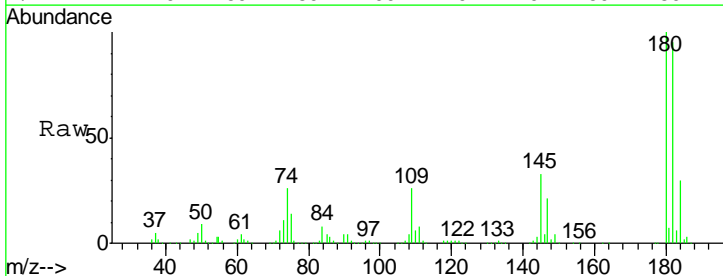
Instrument :
 BNA_F
 ClientSampleId :
 RO-155MSD

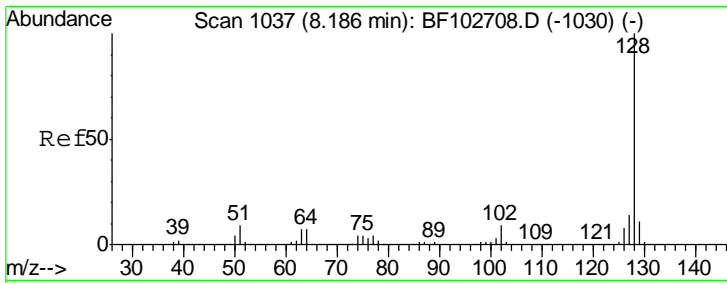
Tgt Ion	Resp	Lower	Upper
162	100		
164	65.0	42.7	82.7
98	38.0	18.1	58.1



#30
 1,2,4-Trichlorobenzene
 Concen: 43.160 ng
 RT: 8.10 min Scan# 1023
 Delta R.T. -0.00 min
 Lab File: BF103053.D
 Acq: 16 Feb 2018 15:40

Tgt Ion	Resp	Lower	Upper
180	100		
182	94.8	76.8	115.2
145	33.2	26.5	39.7



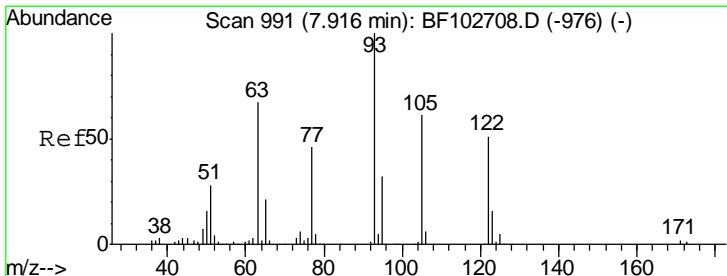
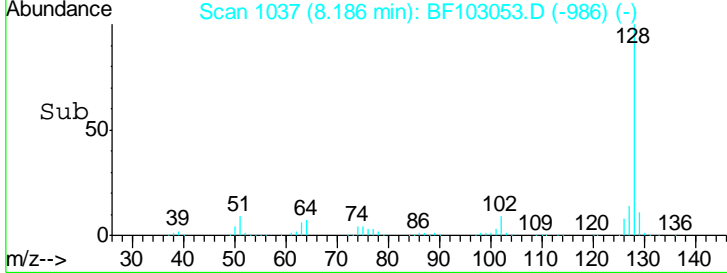
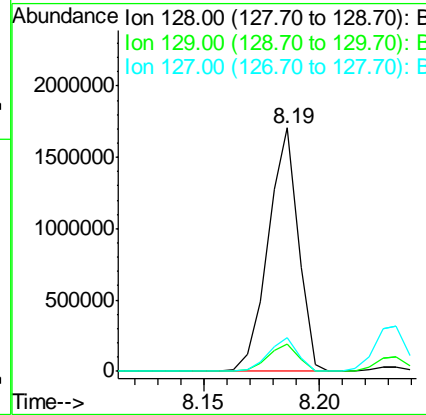
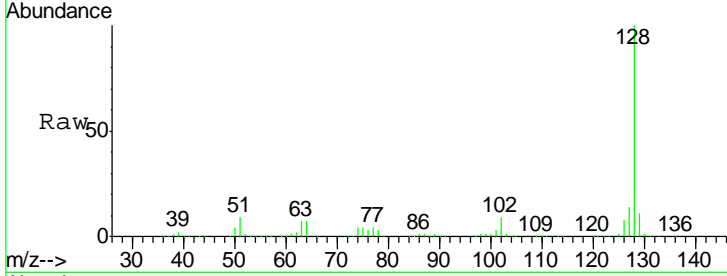


#31
 Naphthalene
 Concen: 43.640 ng
 RT: 8.19 min Scan# 1037
 Delta R.T. -0.00 min
 Lab File: BF103053.D
 Acq: 16 Feb 2018 15:40

Instrument :
 BNA_F
 ClientSampled :
 RO-155MSD

Tgt Ion:128 Resp: 1551015

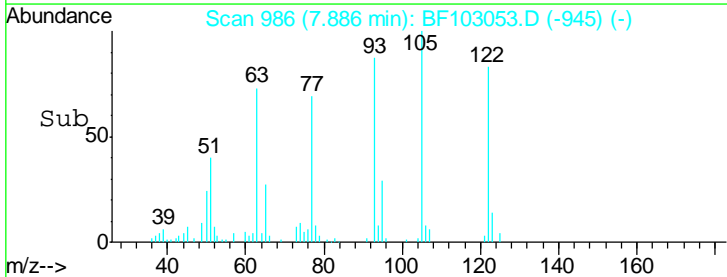
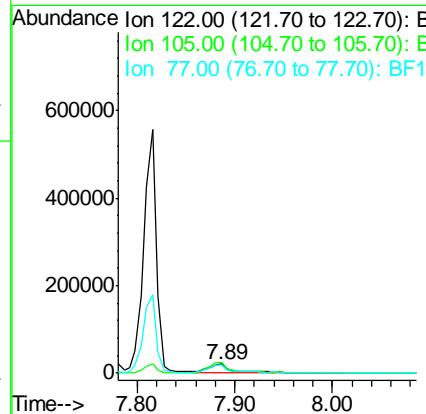
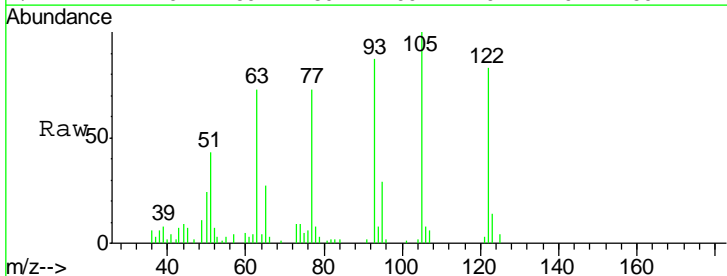
Ion	Ratio	Lower	Upper
128	100		
129	11.4	8.8	13.2
127	13.8	10.9	16.3

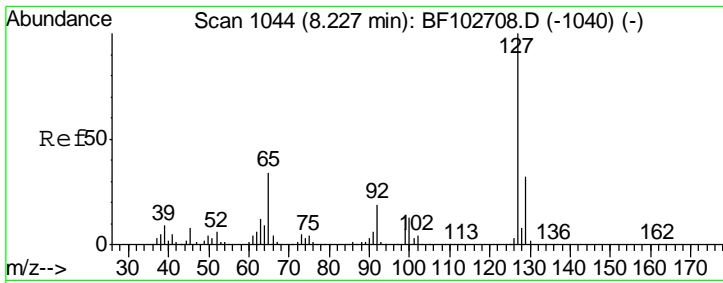


#32
 Benzoic acid
 Concen: 13.621 ng
 RT: 7.89 min Scan# 986
 Delta R.T. -0.06 min
 Lab File: BF103053.D
 Acq: 16 Feb 2018 15:40

Tgt Ion:122 Resp: 38619

Ion	Ratio	Lower	Upper
122	100		
105	120.3	101.1	141.1
77	87.8	70.7	110.7

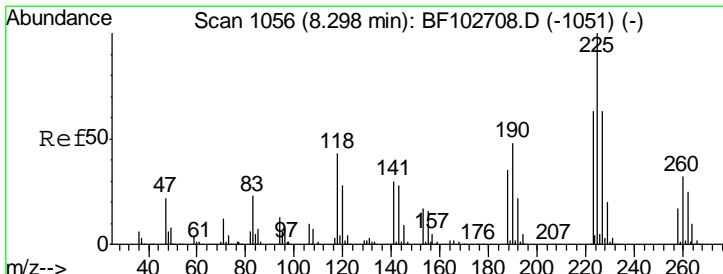
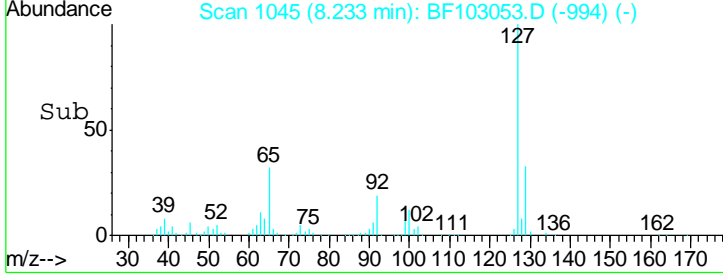
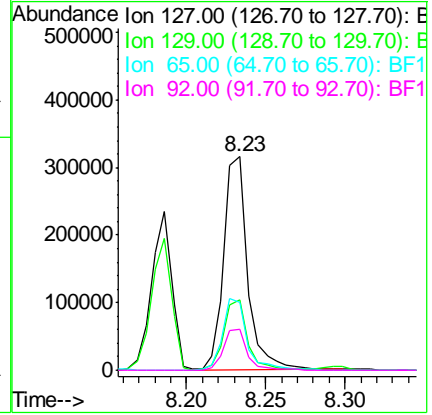
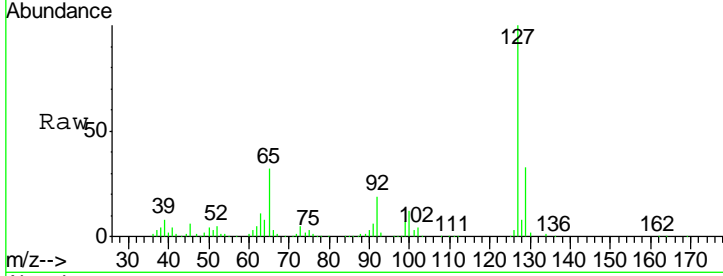




#33
 4-Chloroaniline
 Concen: 21.641 ng
 RT: 8.23 min Scan# 1045
 Delta R.T. -0.00 min
 Lab File: BF103053.D
 Acq: 16 Feb 2018 15:40

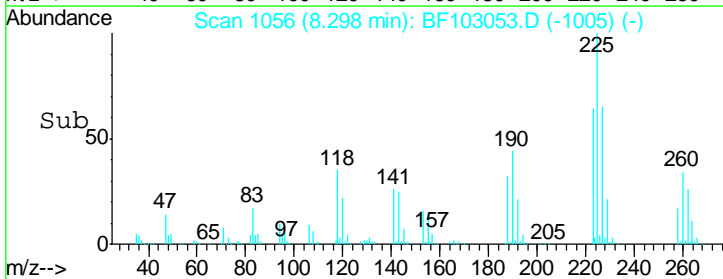
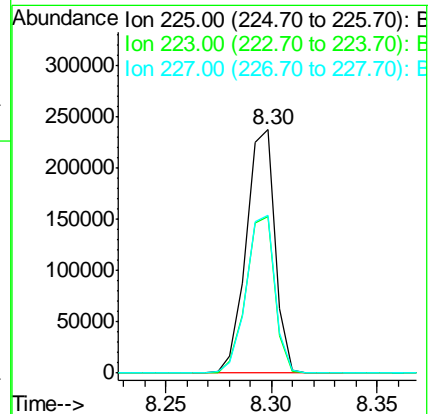
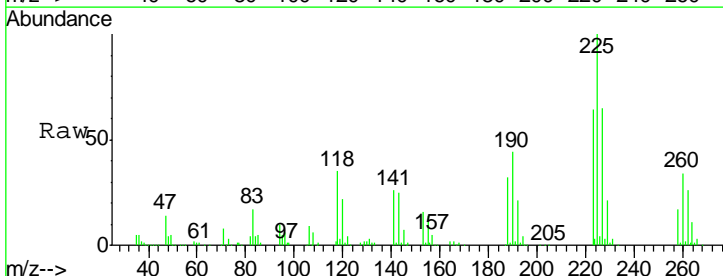
Instrument :
 BNA_F
 ClientSampleID :
 RO-155MSD

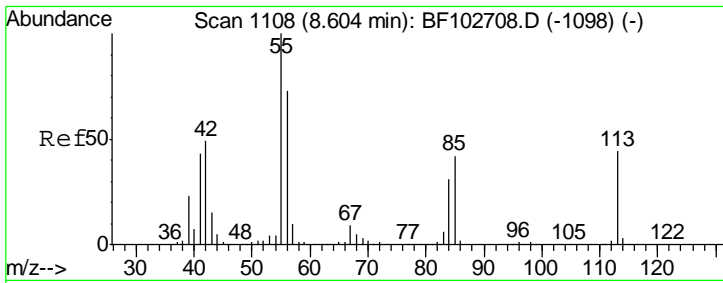
Tgt Ion	Resp	Lower	Upper
127	331350		
129	32.8	25.9	38.9
65	31.8	25.0	37.4
92	19.0	15.2	22.8



#34
 Hexachlorobutadiene
 Concen: 41.650 ng
 RT: 8.30 min Scan# 1056
 Delta R.T. -0.00 min
 Lab File: BF103053.D
 Acq: 16 Feb 2018 15:40

Tgt Ion	Resp	Lower	Upper
225	223906		
223	64.3	50.6	76.0
227	64.7	51.9	77.9

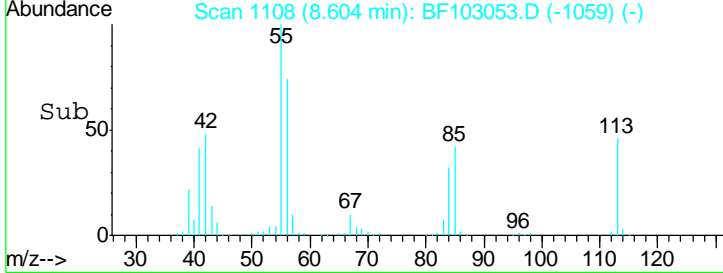
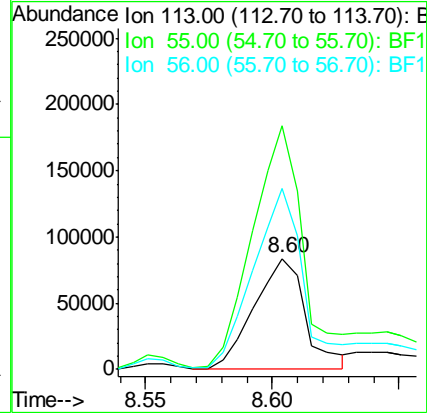
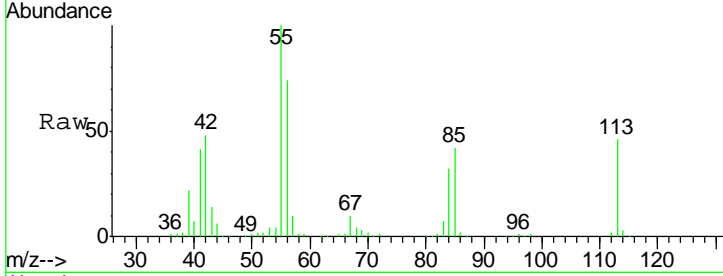




#35
 Caprolactam
 Concen: 36.474 ng
 RT: 8.60 min Scan# 1108
 Delta R.T. -0.01 min
 Lab File: BF103053.D
 Acq: 16 Feb 2018 15:40

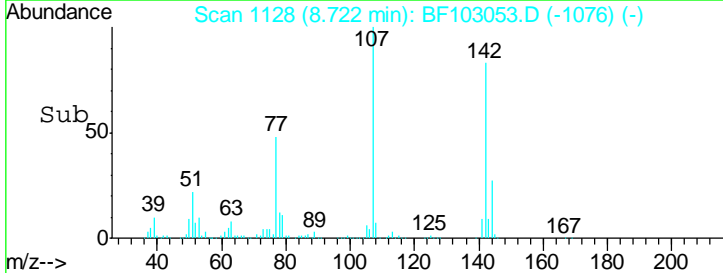
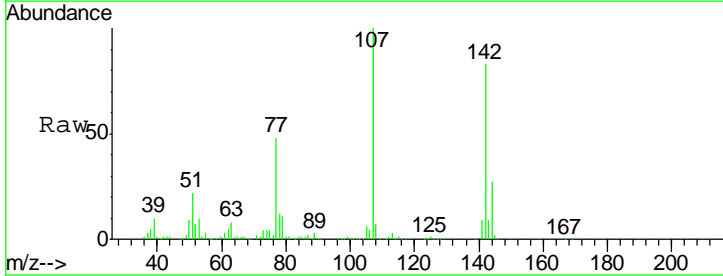
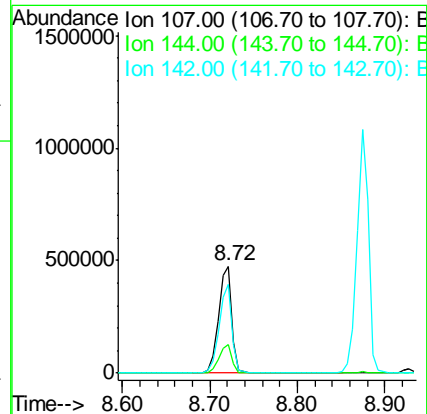
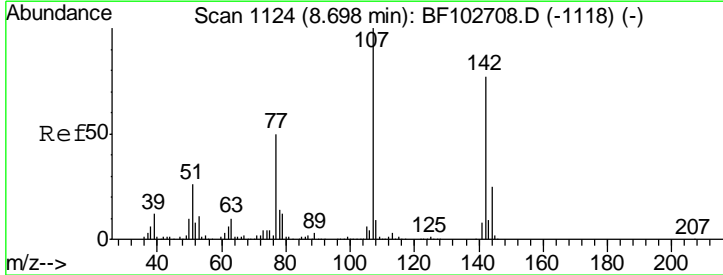
Instrument :
 BNA_F
 ClientSampled :
 RO-155MSD

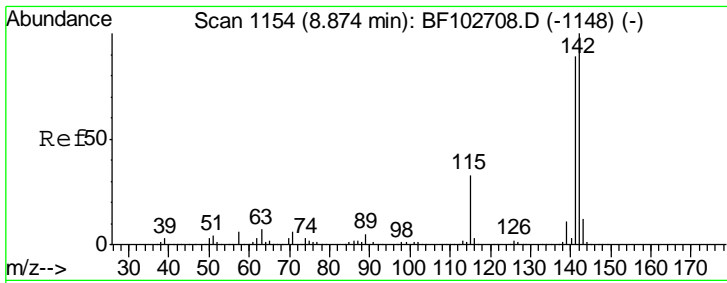
Tgt Ion	Resp	Lower	Upper
113	117468		
55	219.6	163.3	203.3#
56	162.8	115.7	155.7#



#36
 4-Chloro-3-methylphenol
 Concen: 47.668 ng
 RT: 8.72 min Scan# 1128
 Delta R.T. 0.01 min
 Lab File: BF103053.D
 Acq: 16 Feb 2018 15:40

Tgt Ion	Resp	Lower	Upper
107	496685		
144	26.5	20.5	30.7
142	82.9	62.0	93.0



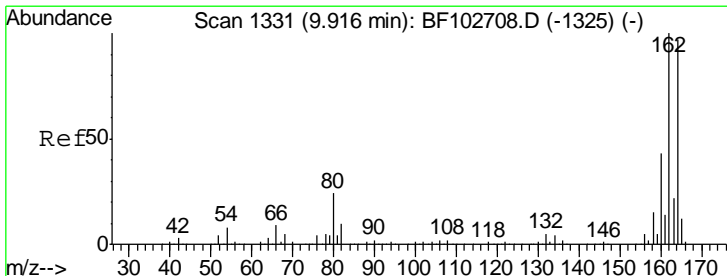
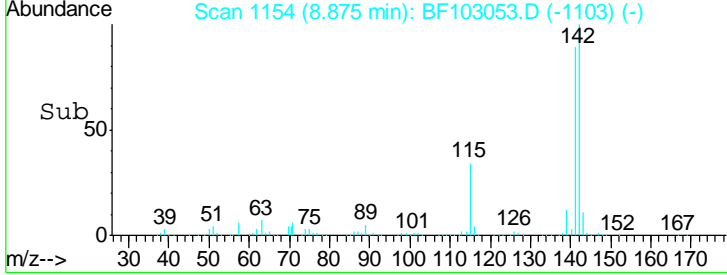
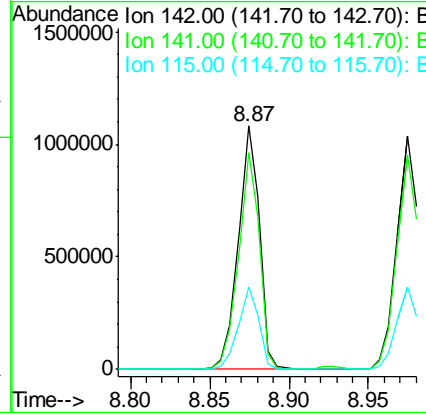
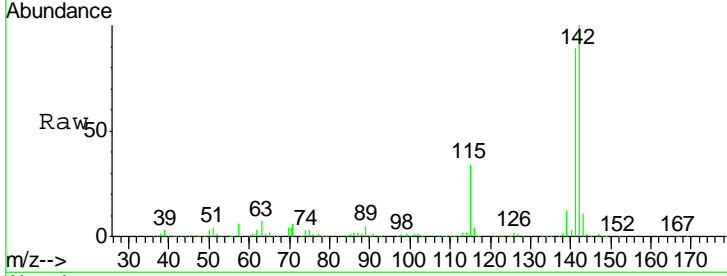


#37
 2-Methylnaphthalene
 Concen: 42.993 ng
 RT: 8.87 min Scan# 1154
 Delta R.T. -0.00 min
 Lab File: BF103053.D
 Acq: 16 Feb 2018 15:40

Instrument :
 BNA_F
 ClientSampleId :
 RO-155MSD

Tgt Ion:142 Resp: 1000428

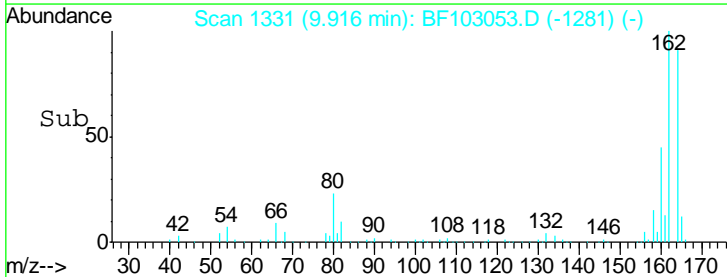
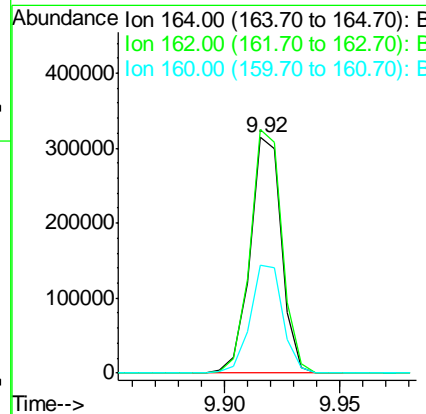
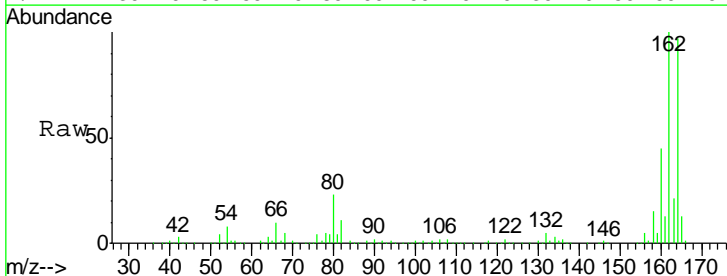
Ion	Ratio	Lower	Upper
142	100		
141	89.0	70.8	106.2
115	33.8	26.1	39.1

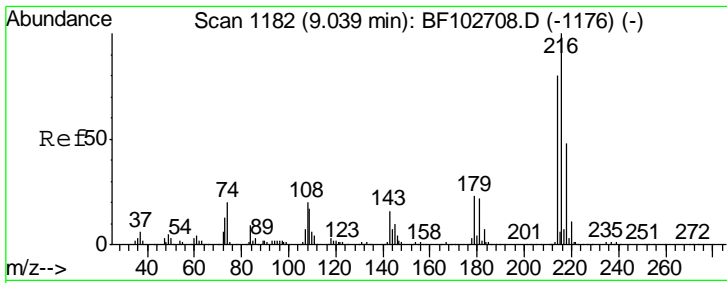


#38
 Acenaphthene-d10
 Concen: 20.000 ng
 RT: 9.92 min Scan# 1331
 Delta R.T. -0.01 min
 Lab File: BF103053.D
 Acq: 16 Feb 2018 15:40

Tgt Ion:164 Resp: 298555

Ion	Ratio	Lower	Upper
164	100		
162	103.4	86.1	129.1
160	46.0	38.3	57.5

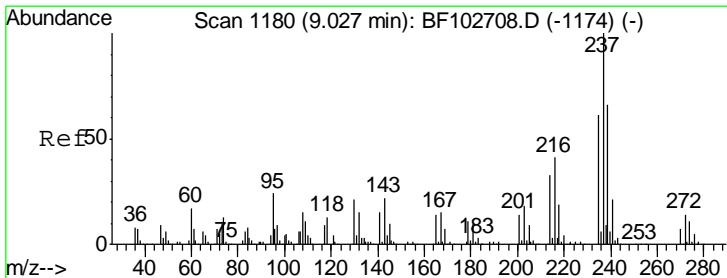
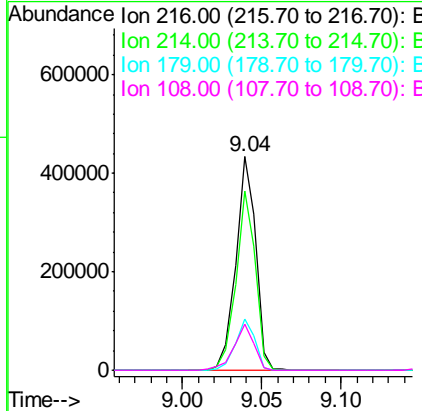
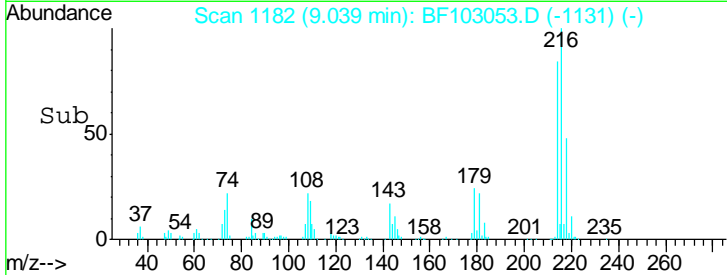
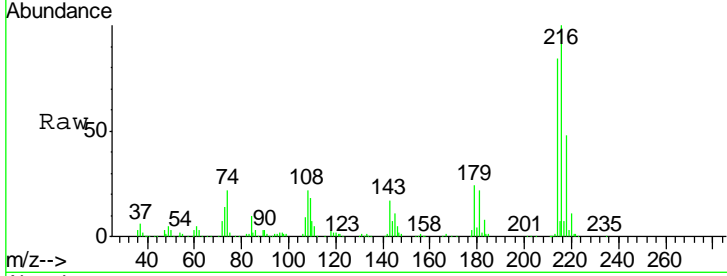




#39
 1,2,4,5-Tetrachlorobenzene
 Concen: 46.335 ng
 RT: 9.04 min Scan# 1182
 Delta R.T. -0.00 min
 Lab File: BF103053.D
 Acq: 16 Feb 2018 15:40

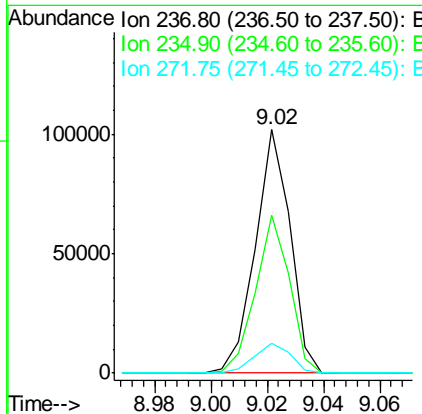
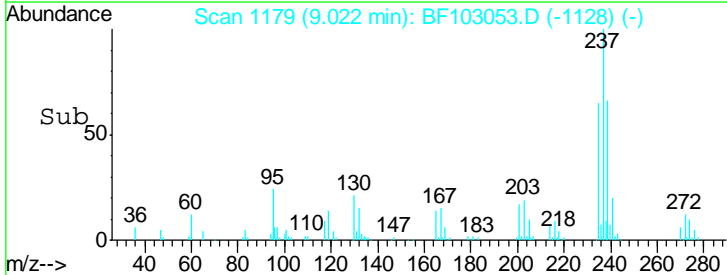
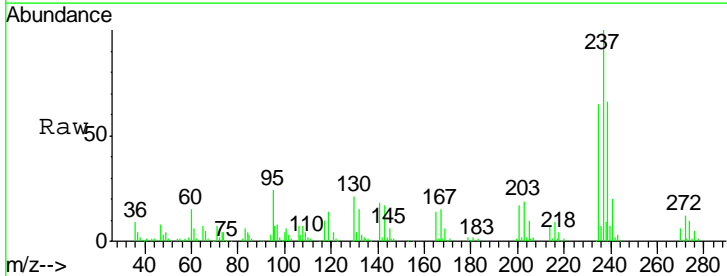
Instrument :
 BNA_F
 ClientSampled :
 RO-155MSD

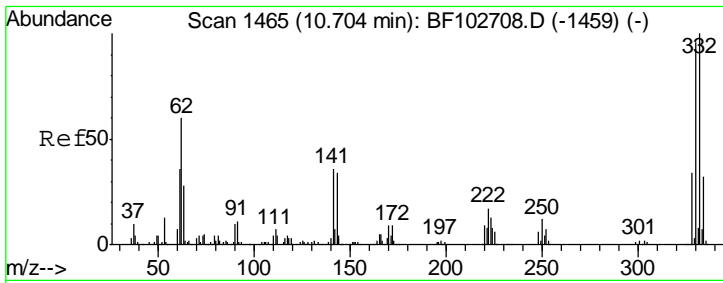
Tgt Ion	Resp	Lower	Upper
216	376663		
214	81.9	63.0	94.4
179	23.4	18.1	27.1
108	22.2	17.2	25.8



#40
 Hexachlorocyclopentadiene
 Concen: 22.512 ng
 RT: 9.02 min Scan# 1179
 Delta R.T. -0.00 min
 Lab File: BF103053.D
 Acq: 16 Feb 2018 15:40

Tgt Ion	Resp	Lower	Upper
237	86995		
235	65.0	44.8	84.8
272	12.3	0.0	33.3

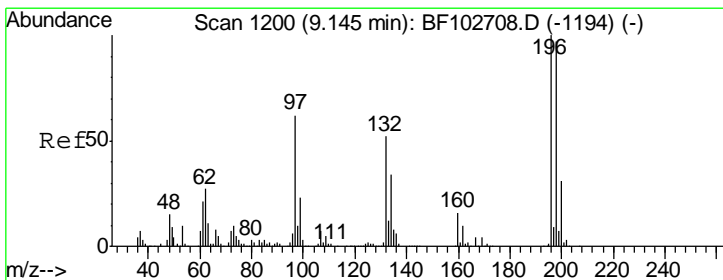
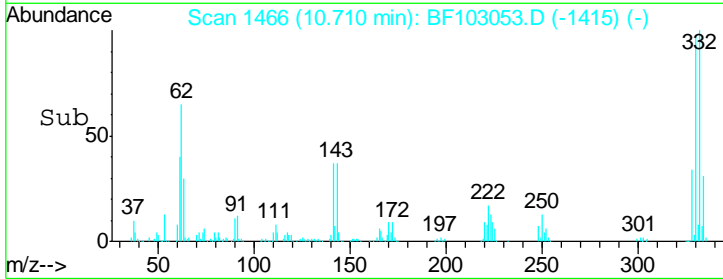
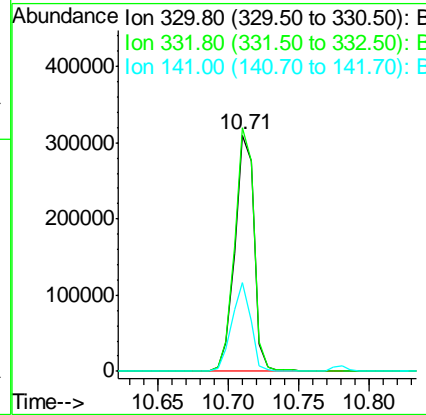
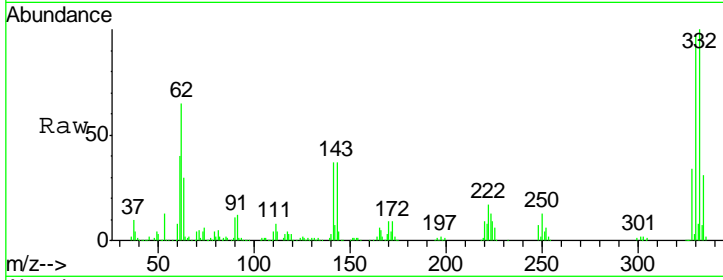




#41
 2,4,6-Tribromophenol
 Concen: 123.001 ng
 RT: 10.71 min Scan# 1466
 Delta R.T. -0.00 min
 Lab File: BF103053.D
 Acq: 16 Feb 2018 15:40

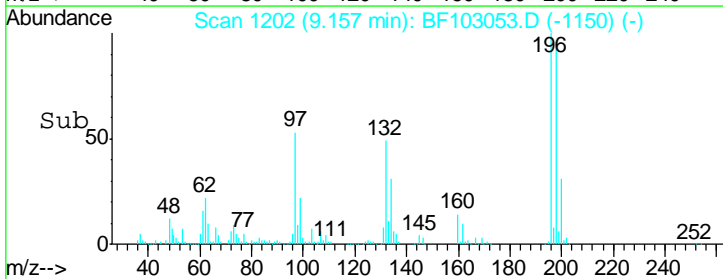
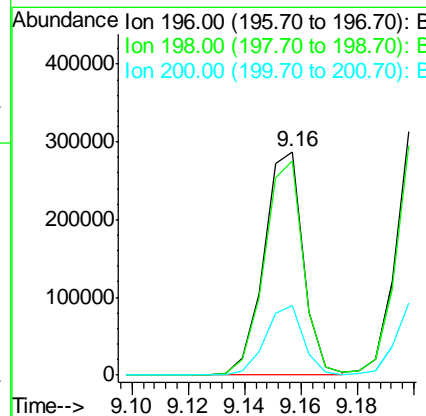
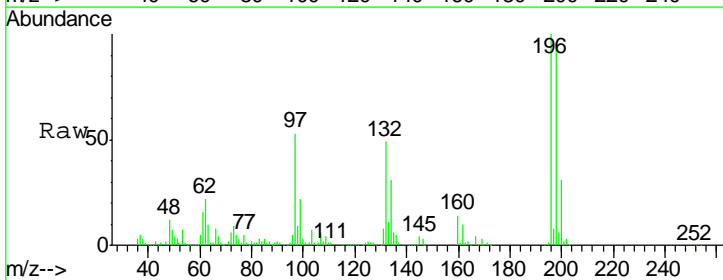
Instrument :
 BNA_F
 ClientSampled :
 RO-155MSD

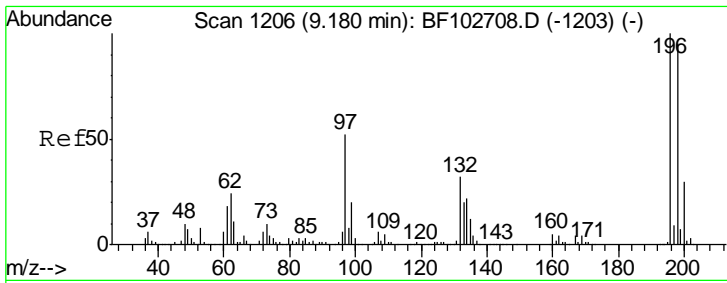
Tgt Ion	Resp	Lower	Upper
330	100		
332	103.3	77.0	115.6
141	37.0	29.9	44.9



#42
 2,4,6-Trichlorophenol
 Concen: 51.957 ng
 RT: 9.16 min Scan# 1202
 Delta R.T. 0.01 min
 Lab File: BF103053.D
 Acq: 16 Feb 2018 15:40

Tgt Ion	Resp	Lower	Upper
196	100		
198	95.8	75.7	113.5
200	31.3	24.5	36.7

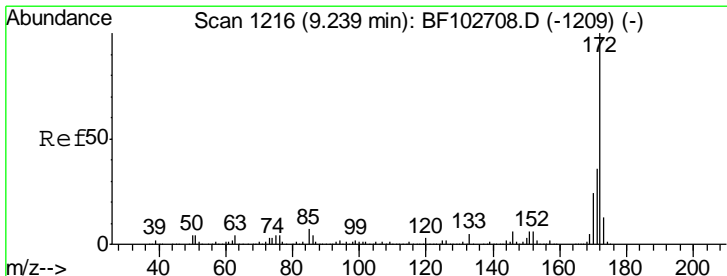
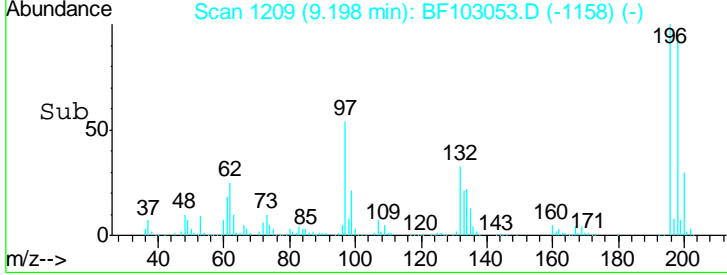
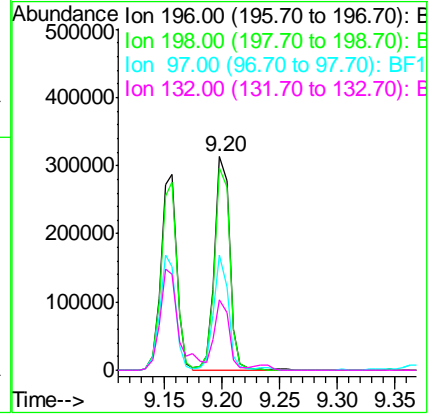
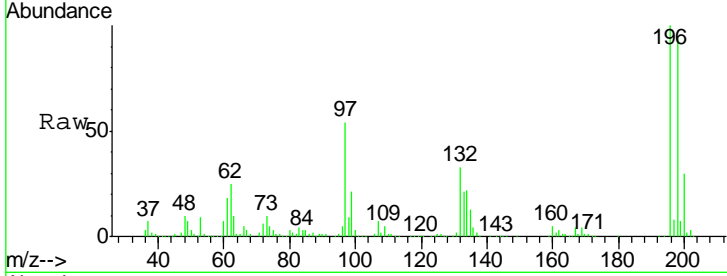




#43
 2,4,5-Trichlorophenol
 Concen: 48.018 ng
 RT: 9.20 min Scan# 1209
 Delta R.T. -0.00 min
 Lab File: BF103053.D
 Acq: 16 Feb 2018 15:40

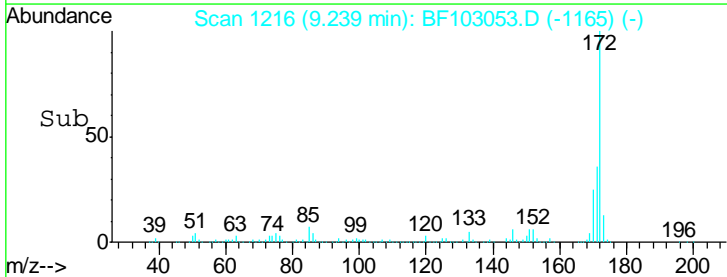
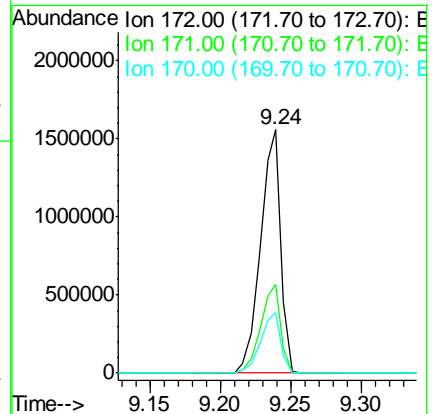
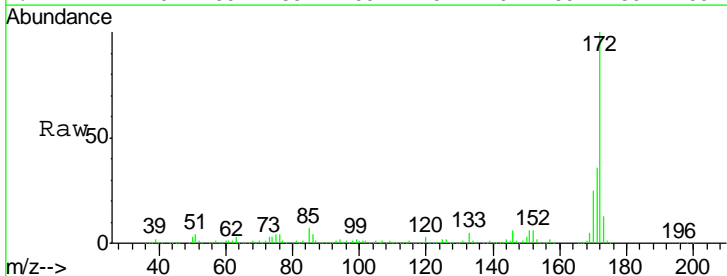
Instrument :
 BNA_F
 ClientSampleID :
 RO-155MSD

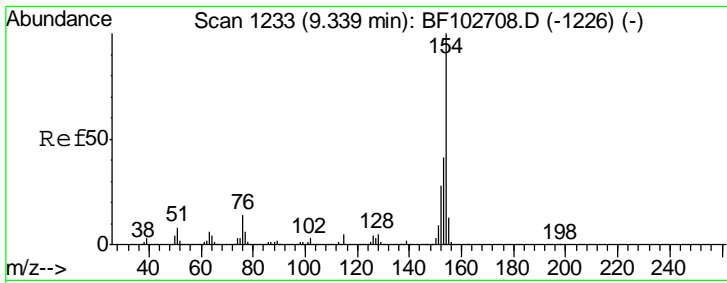
Tgt Ion	Resp	Lower	Upper
196	288973		
198	94.5	74.6	112.0
97	53.9	42.9	64.3
132	33.3	26.3	39.5



#44
 2-Fluorobiphenyl
 Concen: 87.244 ng
 RT: 9.24 min Scan# 1216
 Delta R.T. -0.00 min
 Lab File: BF103053.D
 Acq: 16 Feb 2018 15:40

Tgt Ion	Resp	Lower	Upper
172	1569715		
171	36.4	29.7	44.5
170	25.0	19.6	29.4

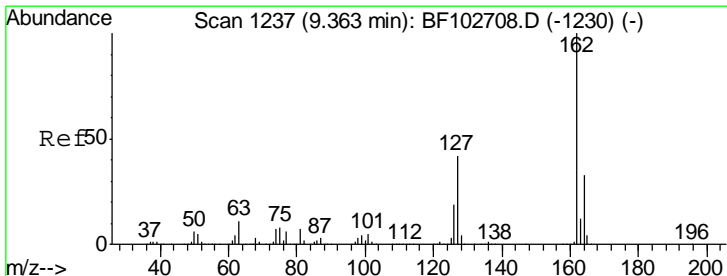
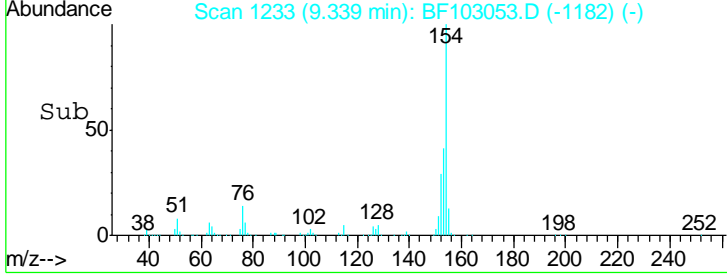
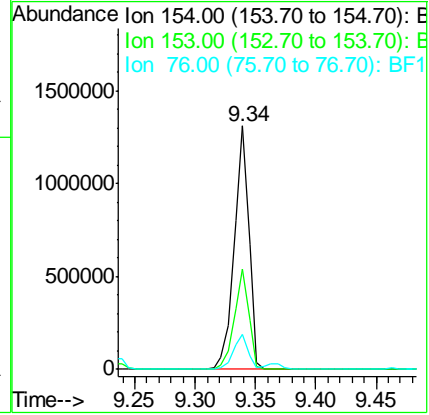
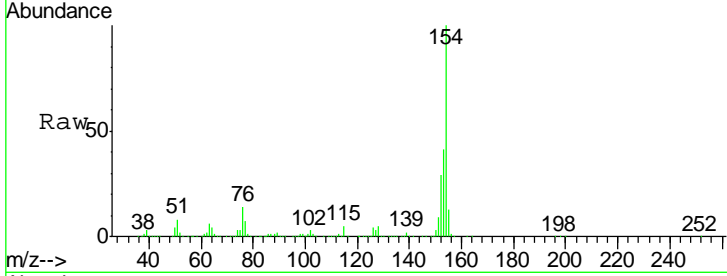




#45
 1,1'-Biphenyl
 Concen: 44.096 ng
 RT: 9.34 min Scan# 1233
 Delta R.T. -0.00 min
 Lab File: BF103053.D
 Acq: 16 Feb 2018 15:40

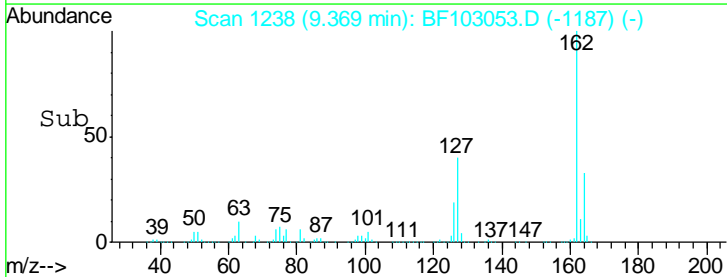
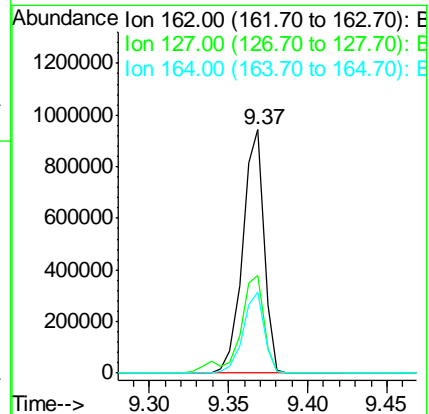
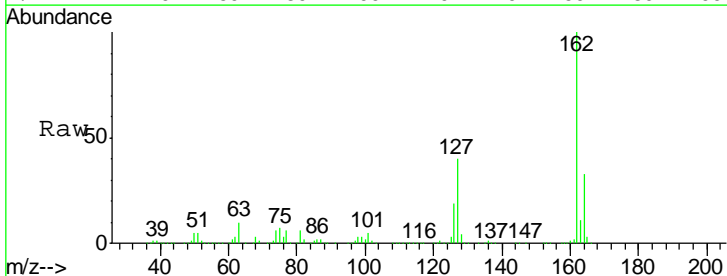
Instrument :
 BNA_F
ClientSampled :
 RO-155MSD

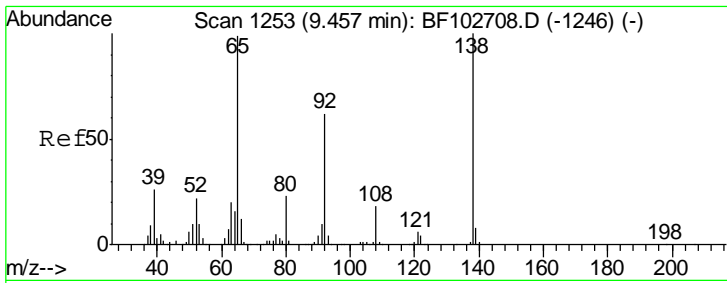
Tgt Ion	Resp	Lower	Upper
154	1108850		
153	41.1	21.3	61.3
76	14.2	0.0	34.0



#46
 2-Chloronaphthalene
 Concen: 44.358 ng
 RT: 9.37 min Scan# 1238
 Delta R.T. -0.00 min
 Lab File: BF103053.D
 Acq: 16 Feb 2018 15:40

Tgt Ion	Resp	Lower	Upper
162	878155		
127	40.4	33.9	50.9
164	33.1	26.5	39.7

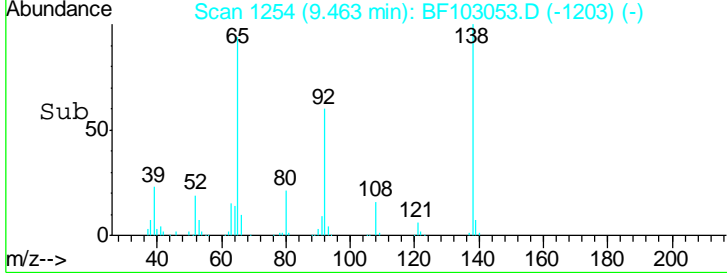
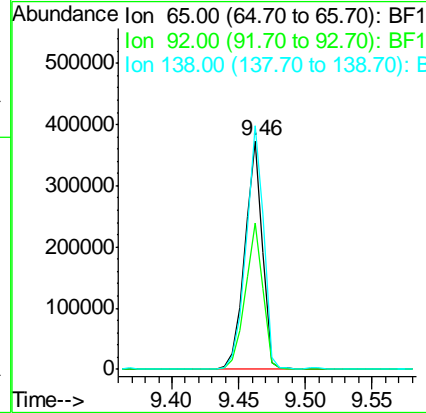
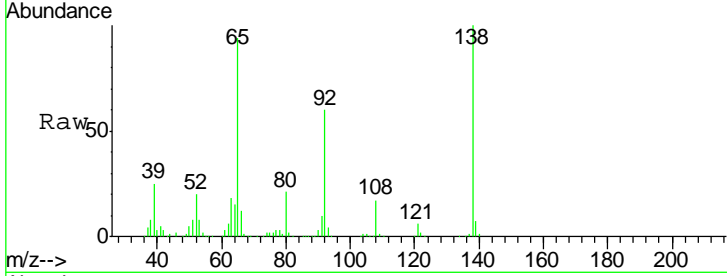




#47
 2-Nitroaniline
 Concen: 55.537 ng
 RT: 9.46 min Scan# 1254
 Delta R.T. -0.00 min
 Lab File: BF103053.D
 Acq: 16 Feb 2018 15:40

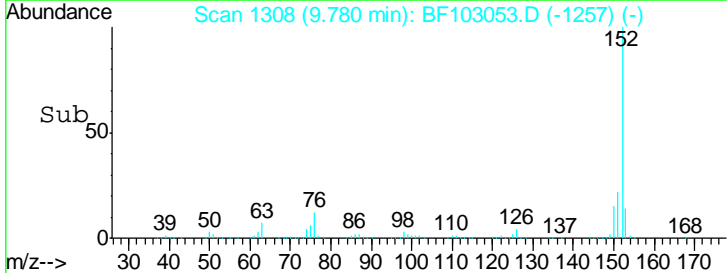
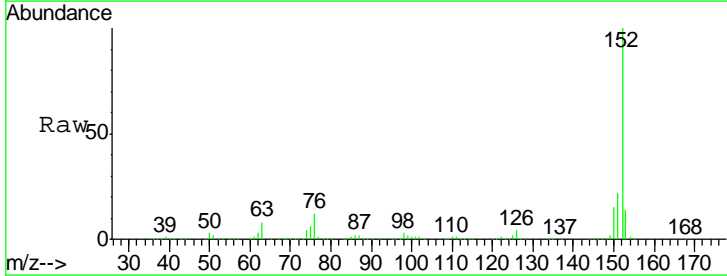
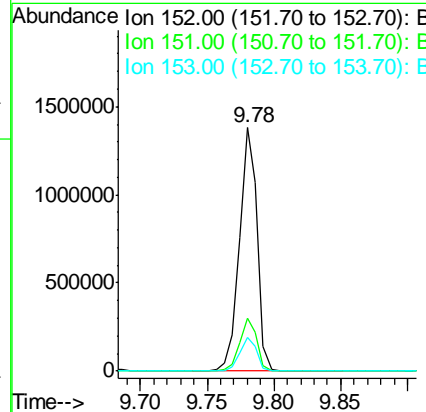
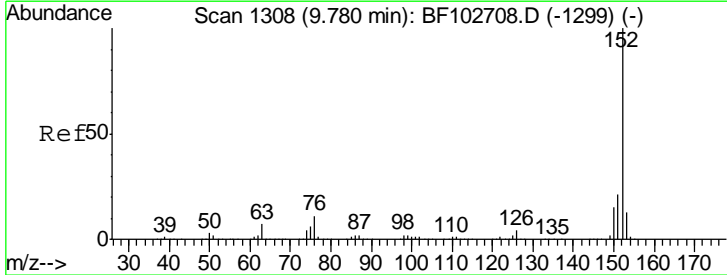
Instrument :
 BNA_F
 ClientSampled :
 RO-155MSD

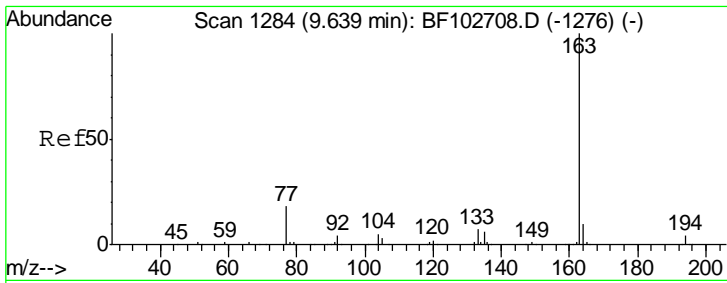
Tgt Ion	Resp	Lower	Upper
65	100		
92	63.9	55.8	83.6
138	106.5	91.2	136.8



#48
 Acenaphthylene
 Concen: 41.579 ng
 RT: 9.78 min Scan# 1308
 Delta R.T. -0.00 min
 Lab File: BF103053.D
 Acq: 16 Feb 2018 15:40

Tgt Ion	Resp	Lower	Upper
152	100		
151	21.7	16.3	24.5
153	14.0	10.7	16.1

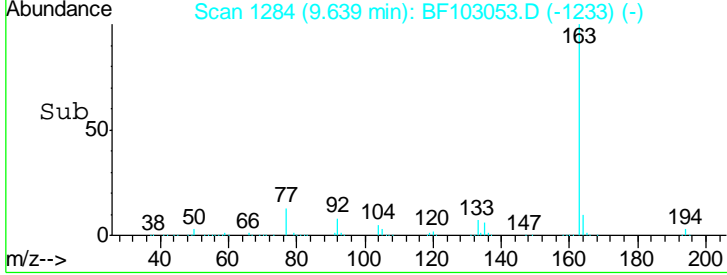
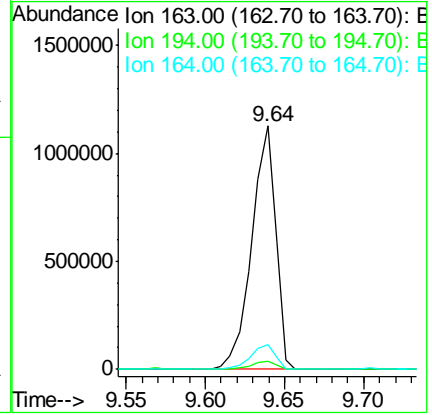
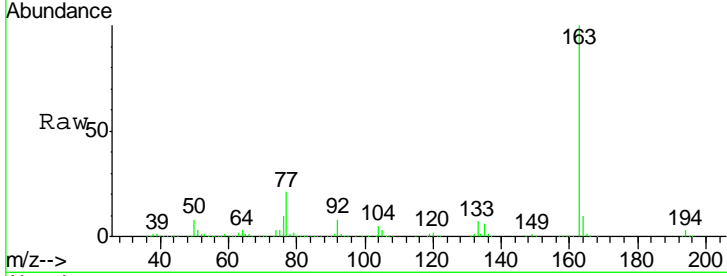




#49
 Dimethylphthalate
 Concen: 50.728 ng
 RT: 9.64 min Scan# 1284
 Delta R.T. -0.00 min
 Lab File: BF103053.D
 Acq: 16 Feb 2018 15:40

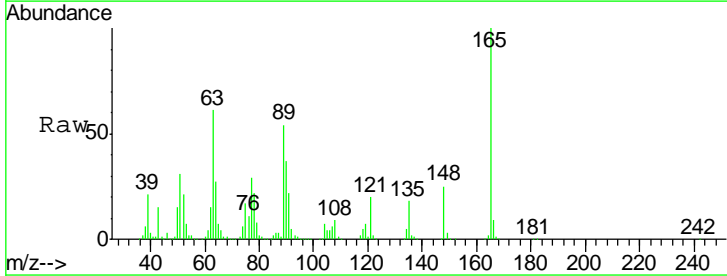
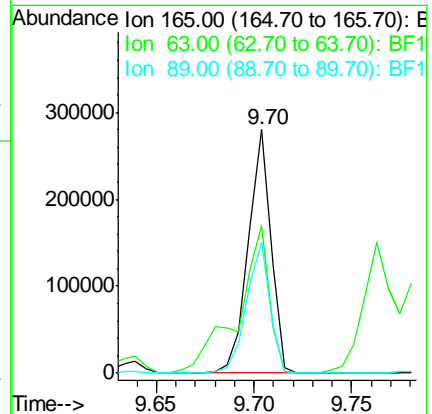
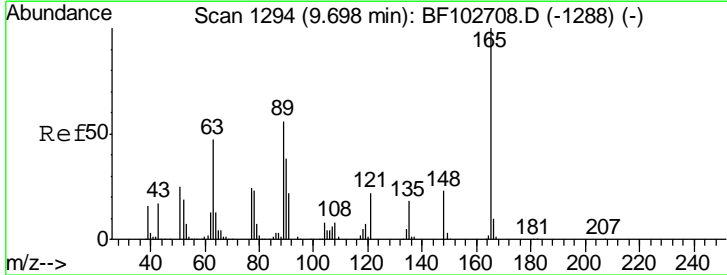
Instrument :
 BNA_F
ClientSampled :
 RO-155MSD

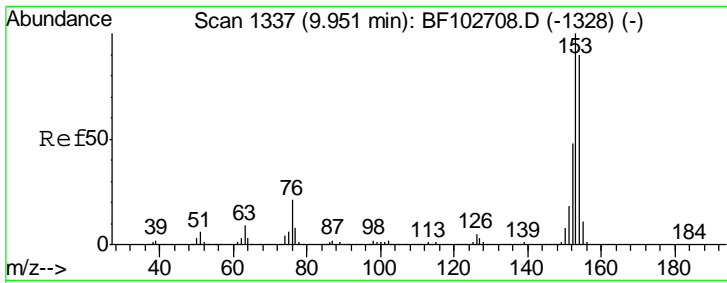
Tgt Ion	Resp	Lower	Upper
163	1180891		
194	3.5	2.7	4.1
164	10.4	8.2	12.2



#50
 2,6-Dinitrotoluene
 Concen: 51.329 ng
 RT: 9.70 min Scan# 1295
 Delta R.T. -0.00 min
 Lab File: BF103053.D
 Acq: 16 Feb 2018 15:40

Tgt Ion	Resp	Lower	Upper
165	227328		
63	60.6	44.7	67.1
89	53.8	44.0	66.0

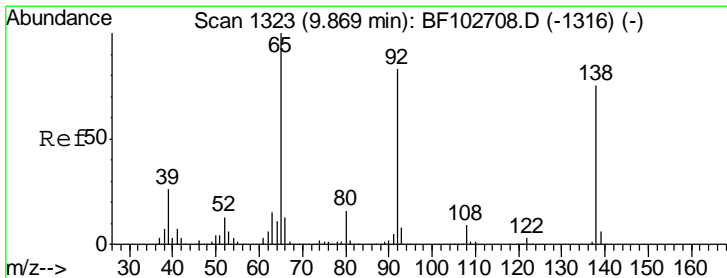
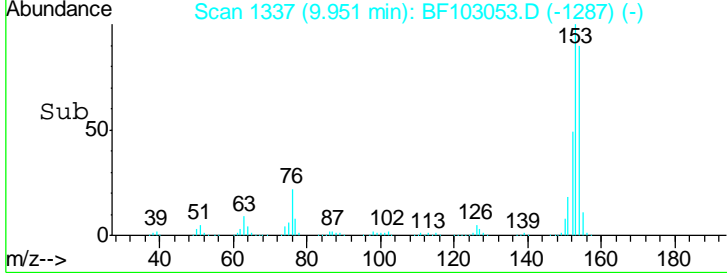
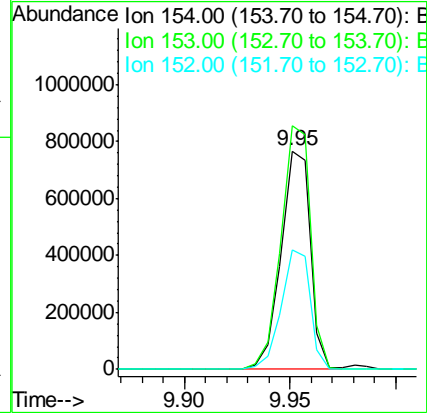
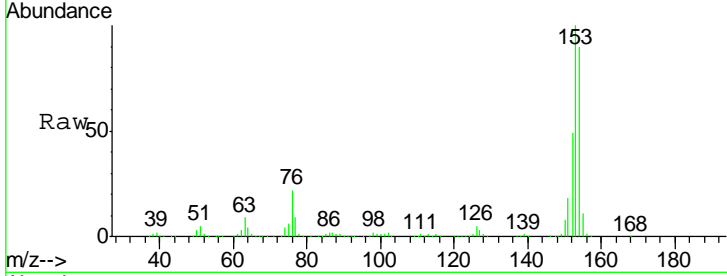




#51
 Acenaphthene
 Concen: 40.481 ng
 RT: 9.95 min Scan# 1337
 Delta R.T. -0.01 min
 Lab File: BF103053.D
 Acq: 16 Feb 2018 15:40

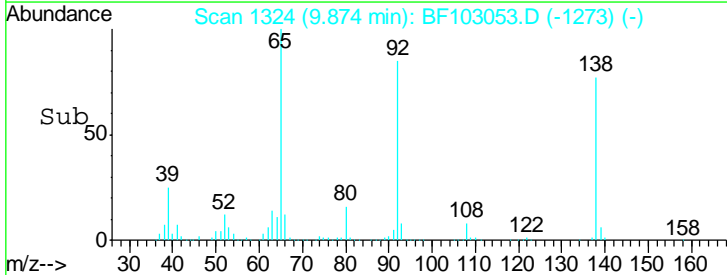
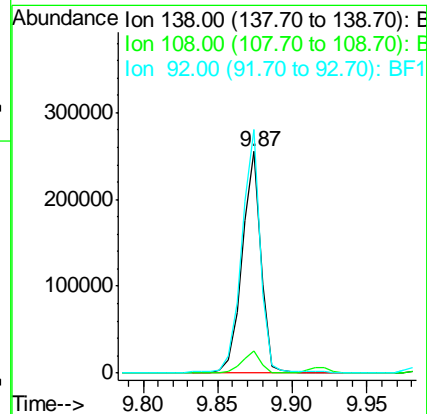
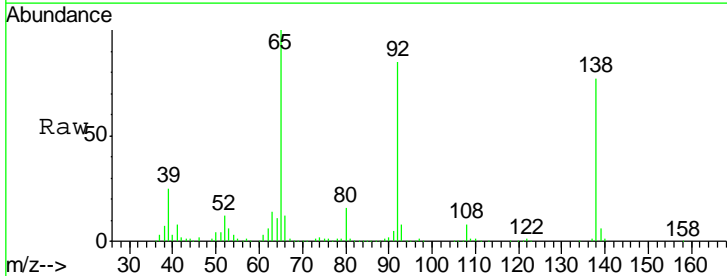
Instrument :
 BNA_F
 ClientSampled :
 RO-155MSD

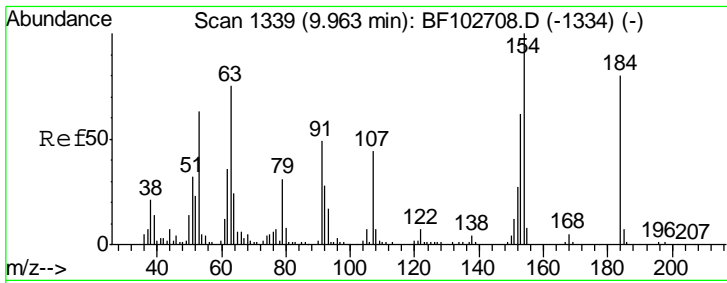
Tgt Ion	Resp	Lower	Upper
154	100		
153	111.6	91.2	136.8
152	54.5	43.8	65.8



#52
 3-Nitroaniline
 Concen: 41.402 ng
 RT: 9.87 min Scan# 1324
 Delta R.T. -0.00 min
 Lab File: BF103053.D
 Acq: 16 Feb 2018 15:40

Tgt Ion	Resp	Lower	Upper
138	100		
108	10.0	9.4	14.0
92	110.0	89.4	134.2

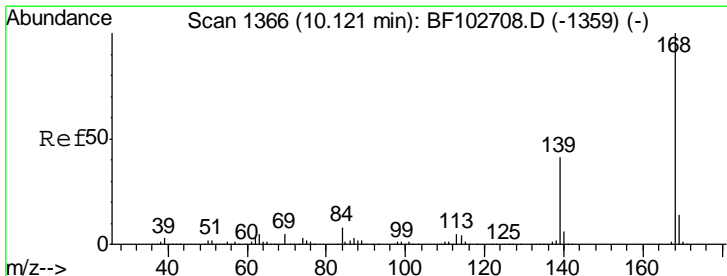
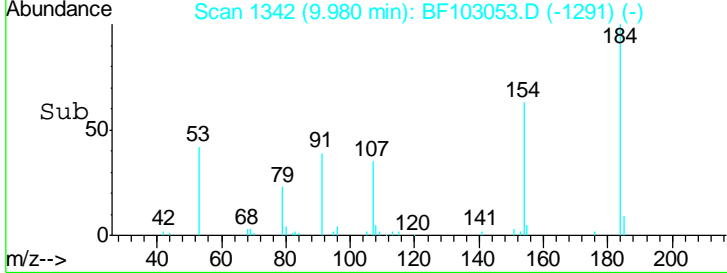
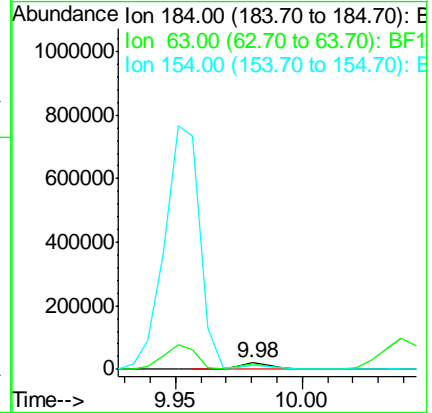
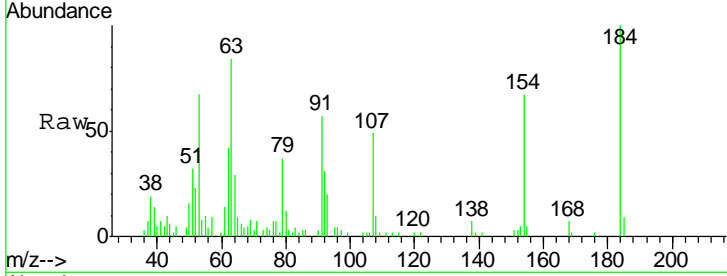




#53
 2,4-Dinitrophenol
 Concen: 27.144 ng
 RT: 9.98 min Scan# 1342
 Delta R.T. -0.00 min
 Lab File: BF103053.D
 Acq: 16 Feb 2018 15:40

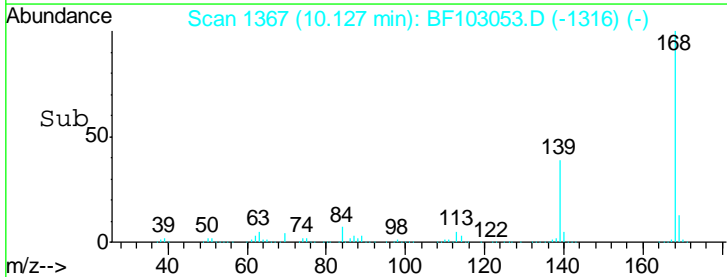
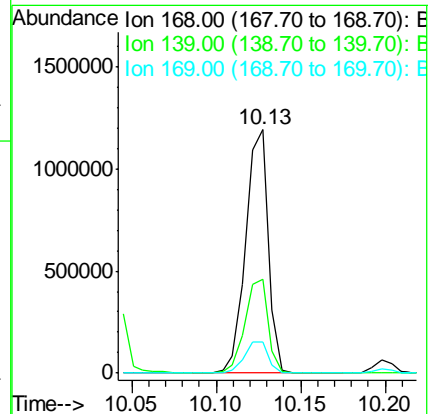
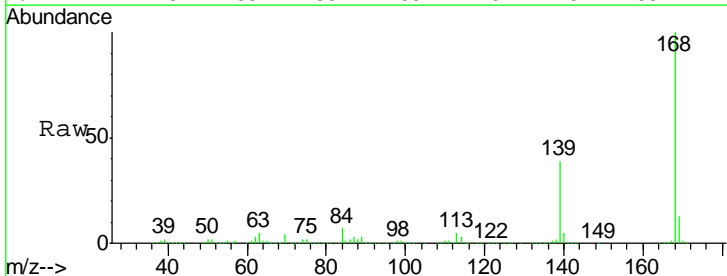
Instrument :
 BNA_F
 ClientSampled :
 RO-155MSD

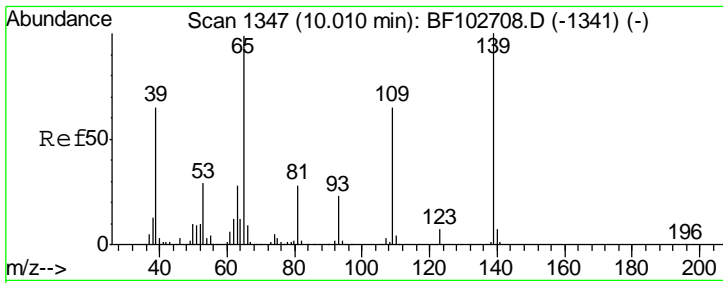
Tgt Ion	Resp	Lower	Upper
184	19127		
63	84.3	54.2	81.2#
154	66.5	184.0	276.0#



#54
 Dibenzofuran
 Concen: 42.919 ng
 RT: 10.13 min Scan# 1367
 Delta R.T. -0.00 min
 Lab File: BF103053.D
 Acq: 16 Feb 2018 15:40

Tgt Ion	Resp	Lower	Upper
168	1112217		
139	38.5	30.1	45.1
169	13.1	10.9	16.3

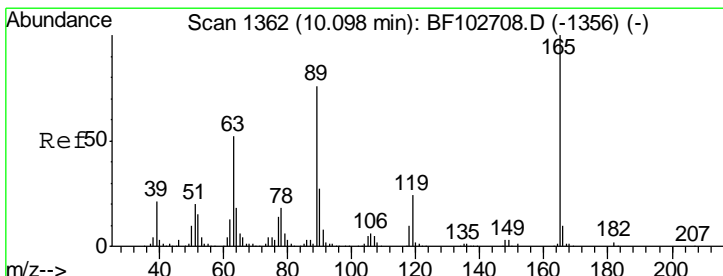
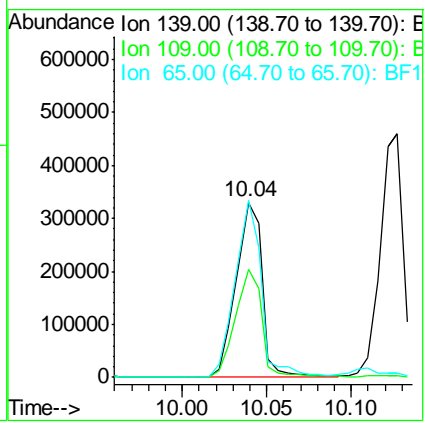
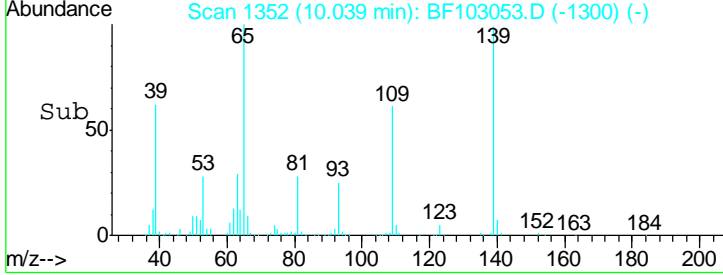
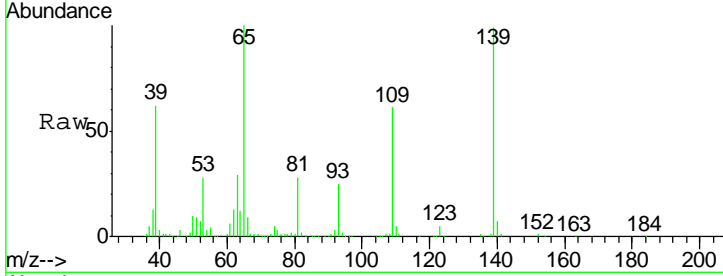




#55
 4-Nitrophenol
 Concen: 80.272 ng
 RT: 10.04 min Scan# 1352
 Delta R.T. 0.01 min
 Lab File: BF103053.D
 Acq: 16 Feb 2018 15:40

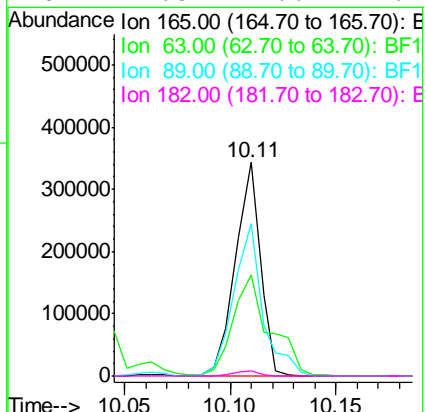
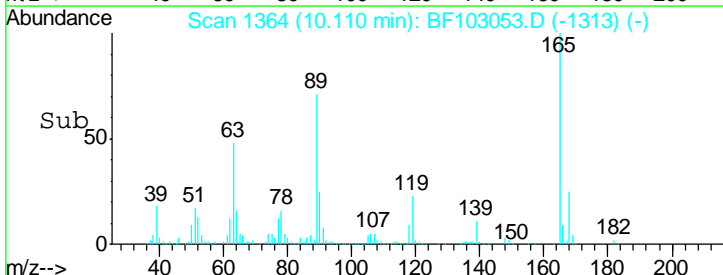
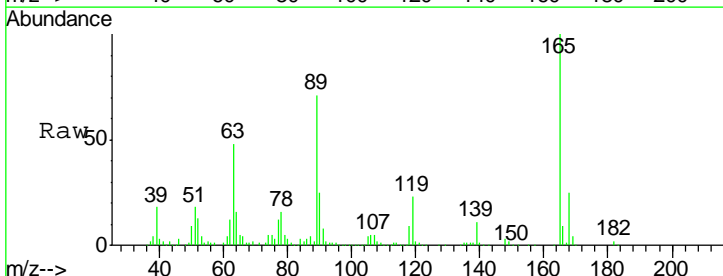
Instrument :
 BNA_F
 ClientSampleId :
 RO-155MSD

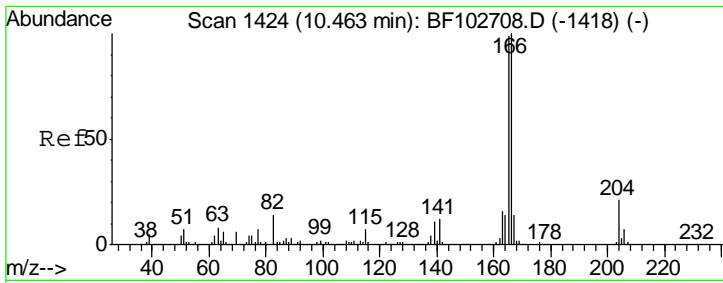
Tgt Ion	Resp	Lower	Upper
139	100		
109	61.9	48.4	88.4
65	101.5	72.6	112.6



#56
 2,4-Dinitrotoluene
 Concen: 47.526 ng
 RT: 10.11 min Scan# 1364
 Delta R.T. -0.00 min
 Lab File: BF103053.D
 Acq: 16 Feb 2018 15:40

Tgt Ion	Resp	Lower	Upper
165	100		
63	47.5	36.4	54.6
89	71.3	57.8	86.6
182	2.3	1.6	2.4



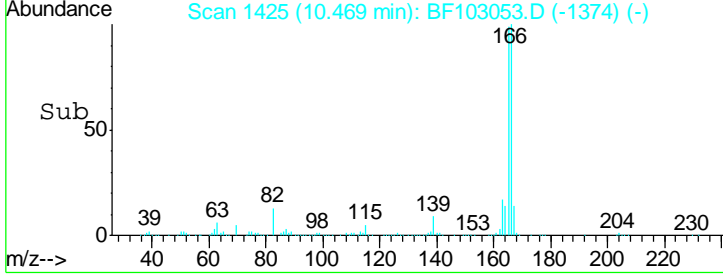
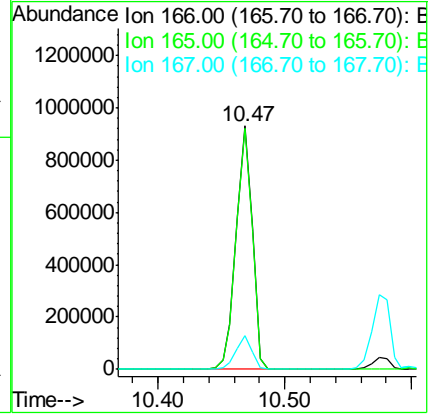
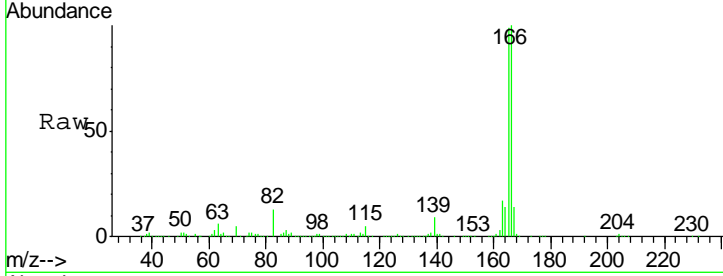


#57
 Fluorene
 Concen: 43.374 ng
 RT: 10.47 min Scan# 1425
 Delta R.T. -0.00 min
 Lab File: BF103053.D
 Acq: 16 Feb 2018 15:40

Instrument :
 BNA_F
 ClientSampled :
 RO-155MSD

Tgt Ion:166 Resp: 817794

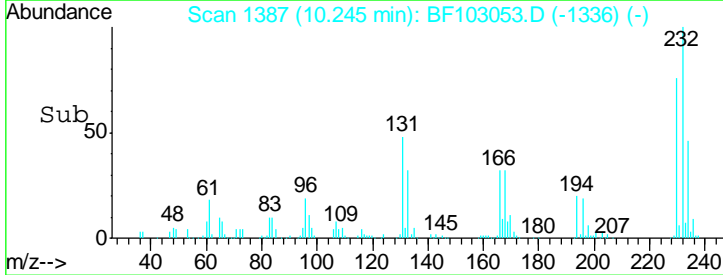
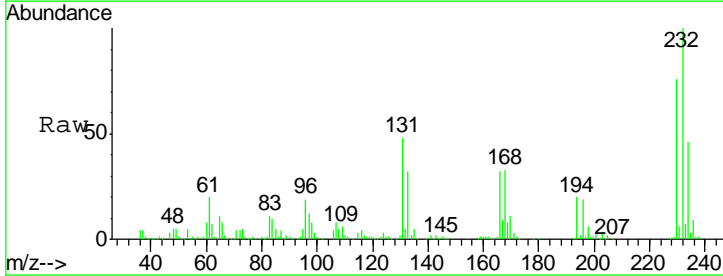
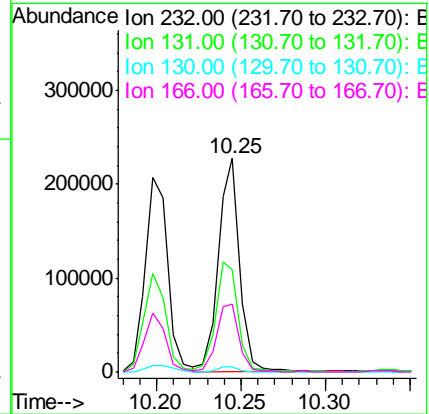
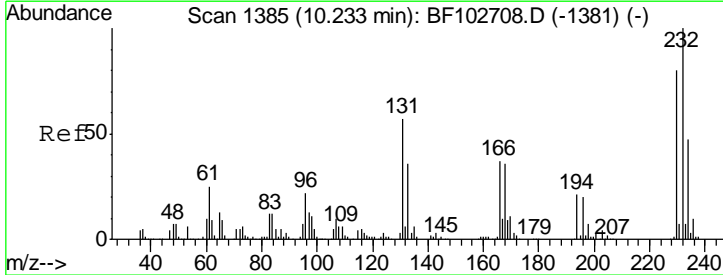
Ion	Ratio	Lower	Upper
166	100		
165	99.1	79.8	119.8
167	13.6	10.6	16.0

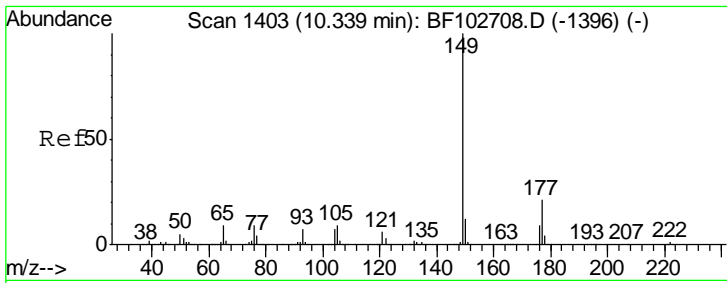


#58
 2,3,4,6-Tetrachlorophenol
 Concen: 47.844 ng
 RT: 10.25 min Scan# 1387
 Delta R.T. -0.00 min
 Lab File: BF103053.D
 Acq: 16 Feb 2018 15:40

Tgt Ion:232 Resp: 199560

Ion	Ratio	Lower	Upper
232	100		
131	54.8	43.8	65.8
130	2.7	2.1	3.1
166	33.8	27.8	41.6

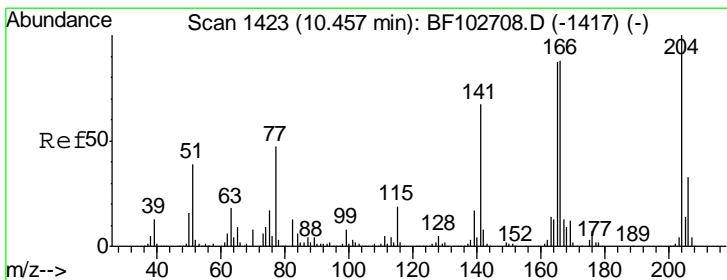
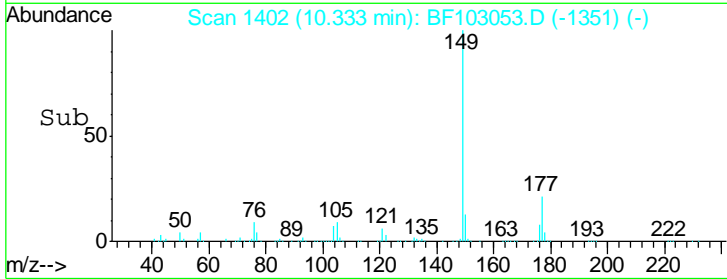
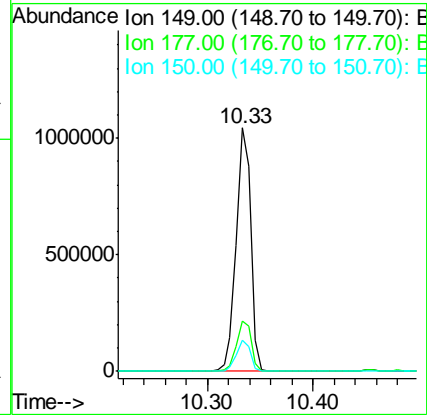
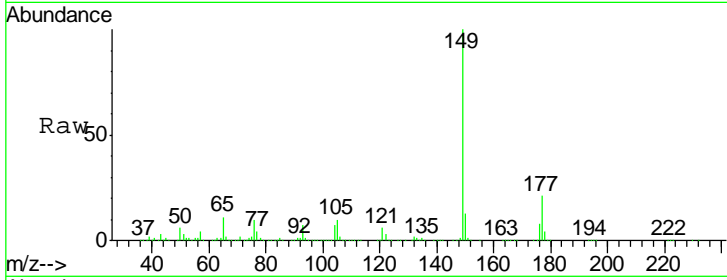




#59
 Diethylphthalate
 Concen: 42.950 ng
 RT: 10.33 min Scan# 1402
 Delta R.T. -0.00 min
 Lab File: BF103053.D
 Acq: 16 Feb 2018 15:40

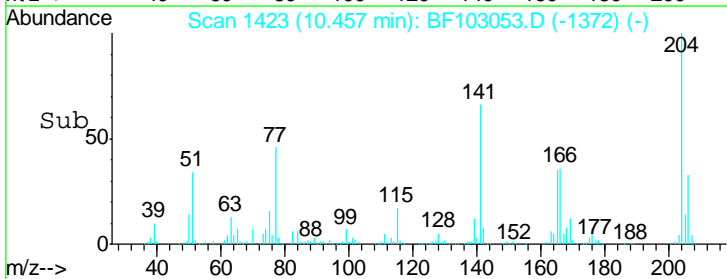
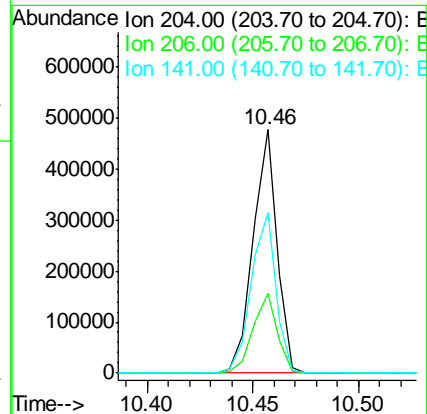
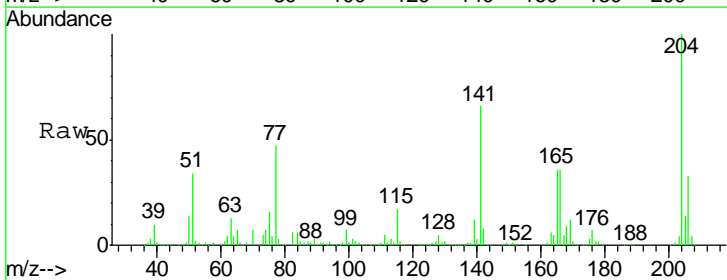
Instrument :
 BNA_F
 ClientSampled :
 RO-155MSD

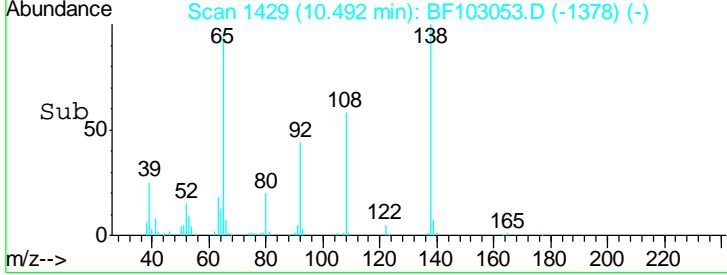
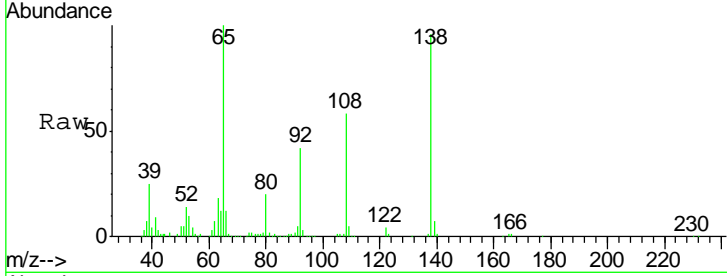
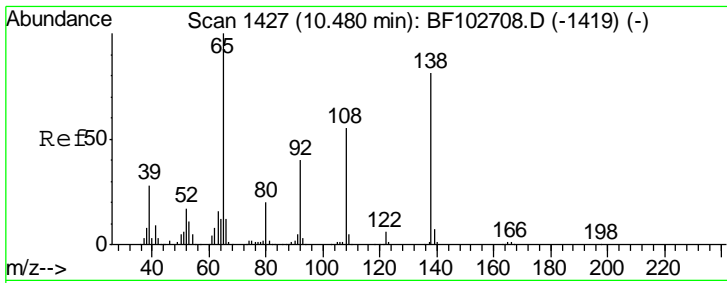
Tgt Ion	Resp	Lower	Upper
149	987234		
177	20.6	16.1	24.1
150	12.9	10.1	15.1



#60
 4-Chlorophenyl-phenylether
 Concen: 45.027 ng
 RT: 10.46 min Scan# 1423
 Delta R.T. -0.00 min
 Lab File: BF103053.D
 Acq: 16 Feb 2018 15:40

Tgt Ion	Resp	Lower	Upper
204	375555		
206	32.9	26.5	39.7
141	66.1	54.6	81.8

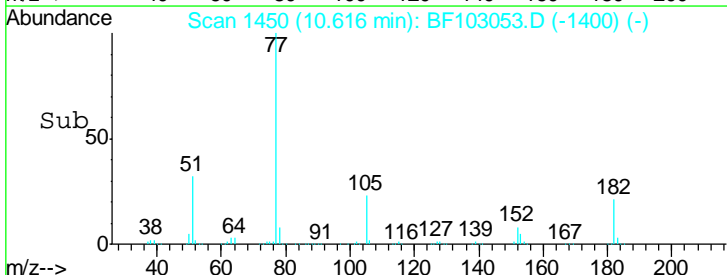
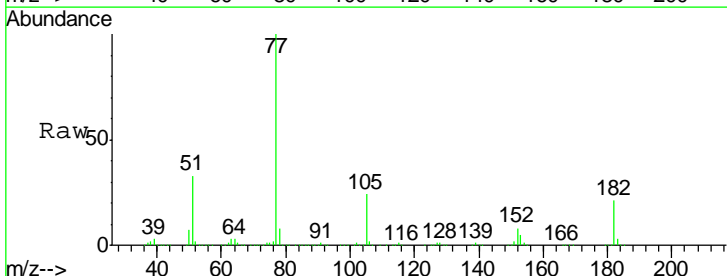
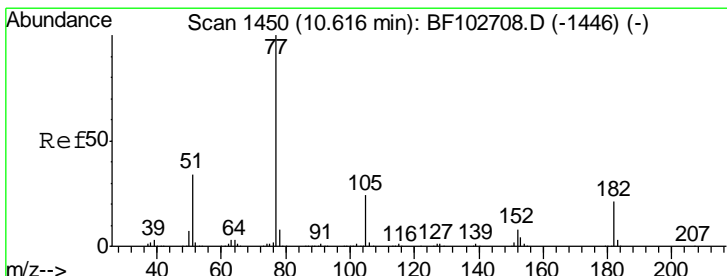
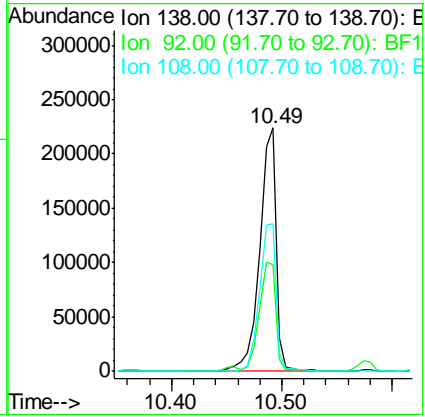




#61
 4-Nitroaniline
 Concen: 45.556 ng
 RT: 10.49 min Scan# 1429
 Delta R.T. -0.00 min
 Lab File: BF103053.D
 Acq: 16 Feb 2018 15:40

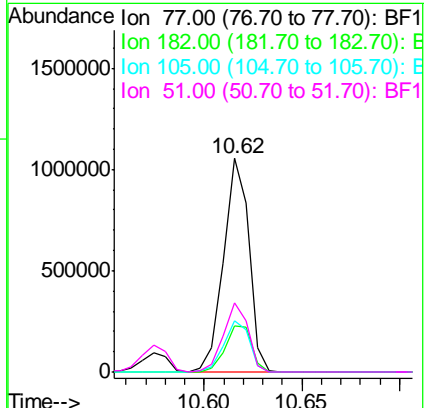
Instrument :
 BNA_F
 ClientSampled :
 RO-155MSD

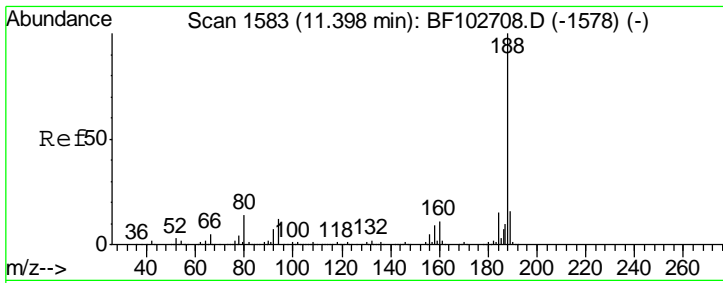
Tgt Ion	Resp	Lower	Upper
138	100		
92	43.9	30.2	70.2
108	60.6	52.5	92.5



#62
 Azobenzene
 Concen: 41.377 ng
 RT: 10.62 min Scan# 1450
 Delta R.T. -0.01 min
 Lab File: BF103053.D
 Acq: 16 Feb 2018 15:40

Tgt Ion	Resp	Lower	Upper
77	100		
182	21.3	1.7	41.7
105	24.2	3.0	43.0
51	32.6	9.9	49.9

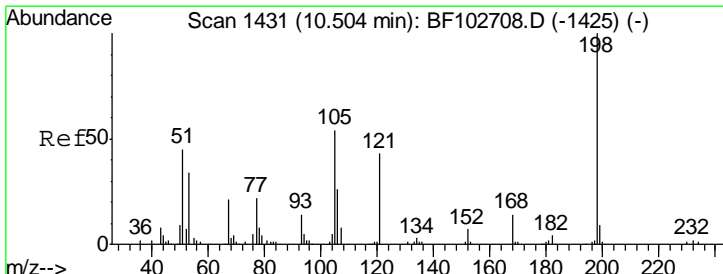
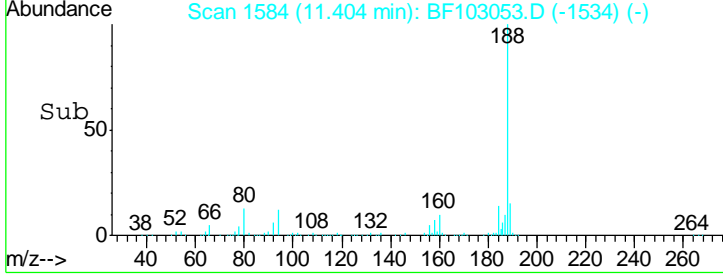
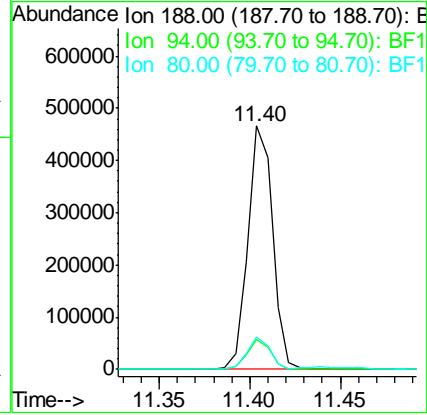
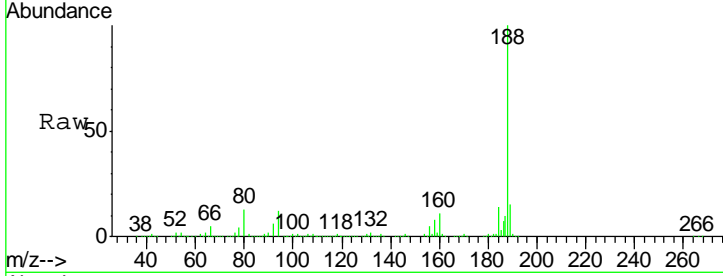




#63
 Phenanthrene-d10
 Concen: 20.000 ng
 RT: 11.40 min Scan# 1584
 Delta R.T. -0.01 min
 Lab File: BF103053.D
 Acq: 16 Feb 2018 15:40

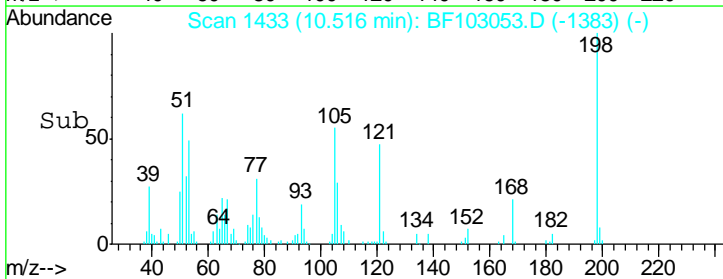
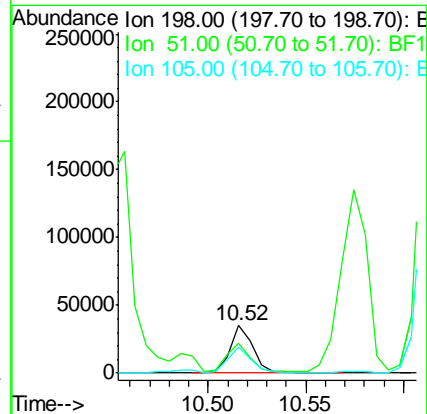
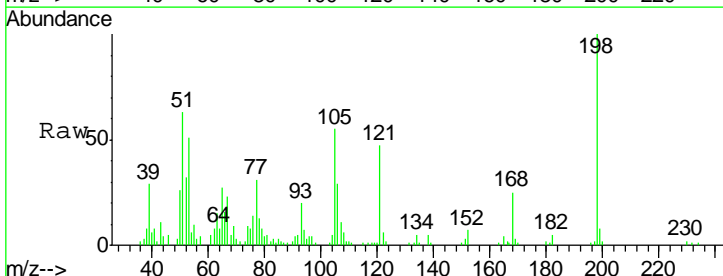
Instrument :
 BNA_F
 ClientSampled :
 RO-155MSD

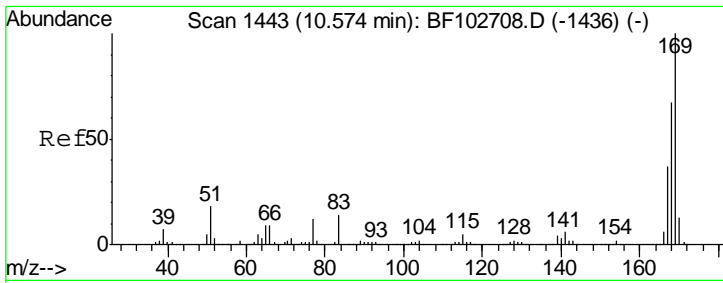
Tgt Ion	Resp	Lower	Upper
188	100		
94	12.1	8.5	12.7
80	13.3	9.2	13.8



#64
 4,6-Dinitro-2-methylphenol
 Concen: 22.776 ng
 RT: 10.52 min Scan# 1433
 Delta R.T. -0.01 min
 Lab File: BF103053.D
 Acq: 16 Feb 2018 15:40

Tgt Ion	Resp	Lower	Upper
198	100		
51	63.2	37.7	77.7
105	55.2	36.3	76.3

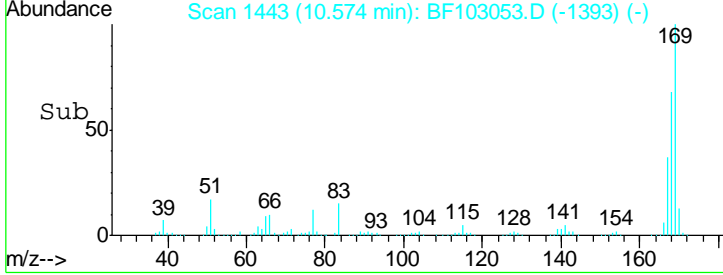
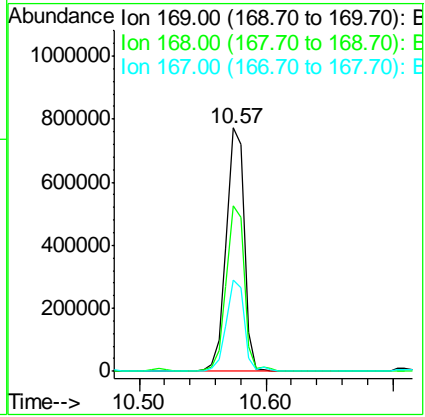
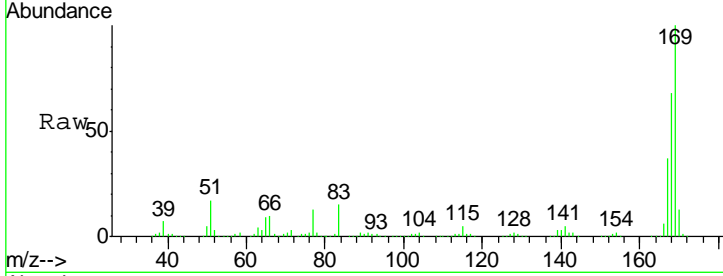




#65
 n-Nitrosodiphenylamine
 Concen: 48.953 ng
 RT: 10.57 min Scan# 1443
 Delta R.T. -0.01 min
 Lab File: BF103053.D
 Acq: 16 Feb 2018 15:40

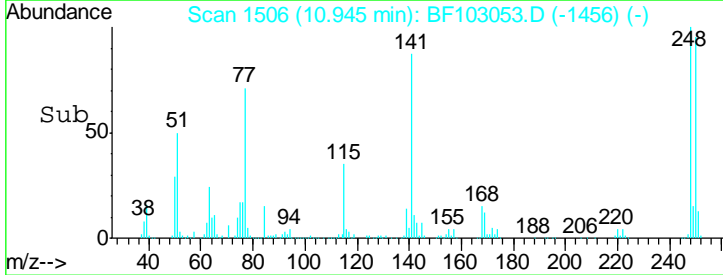
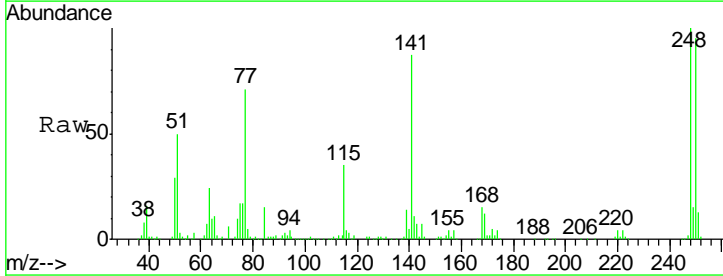
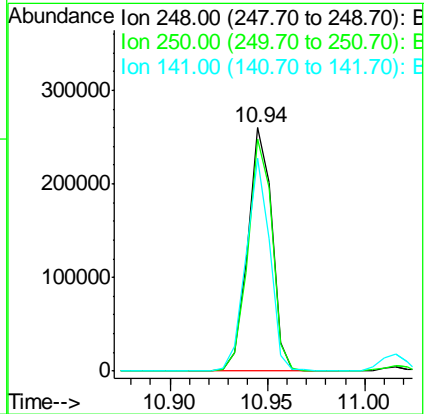
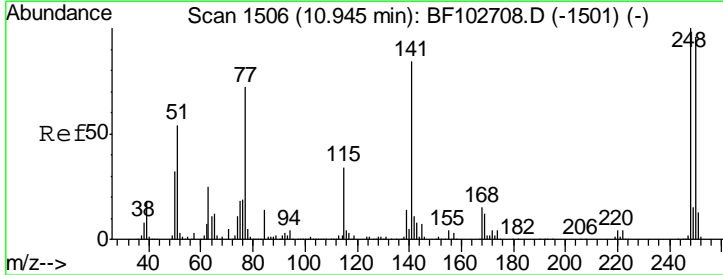
Instrument :
 BNA_F
ClientSampled :
 RO-155MSD

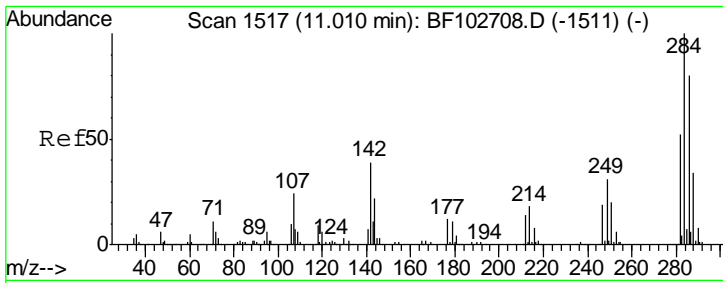
Tgt Ion	Resp	Lower	Upper
169	100		
168	68.1	54.4	81.6
167	37.3	29.8	44.6



#66
 4-Bromophenyl-phenylether
 Concen: 47.983 ng
 RT: 10.94 min Scan# 1506
 Delta R.T. -0.01 min
 Lab File: BF103053.D
 Acq: 16 Feb 2018 15:40

Tgt Ion	Resp	Lower	Upper
248	100		
250	95.4	76.9	115.3
141	87.3	74.4	111.6

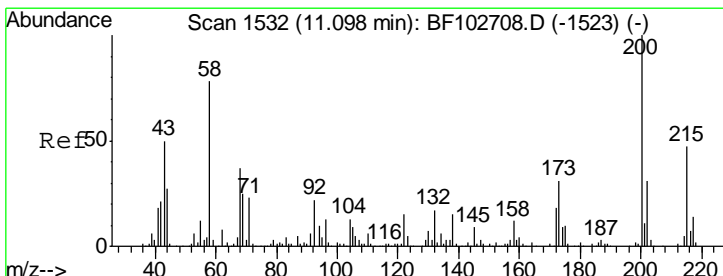
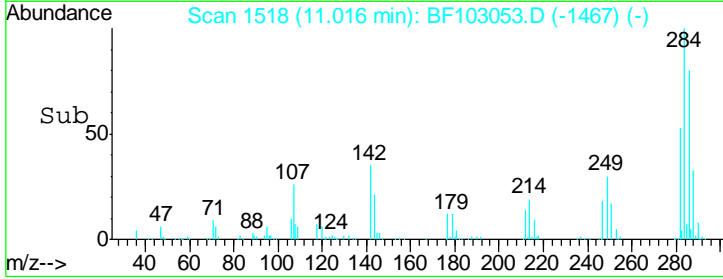
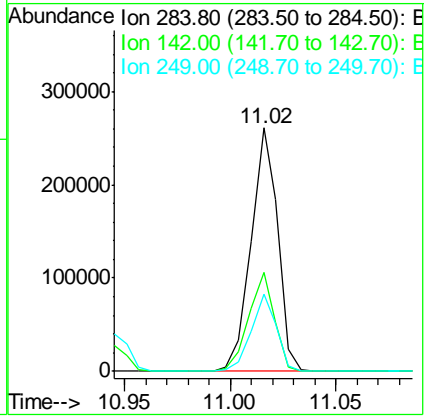
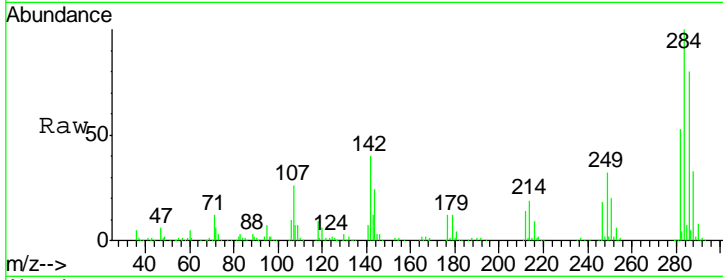




#67
 Hexachlorobenzene
 Concen: 44.579 ng
 RT: 11.02 min Scan# 1518
 Delta R.T. -0.00 min
 Lab File: BF103053.D
 Acq: 16 Feb 2018 15:40

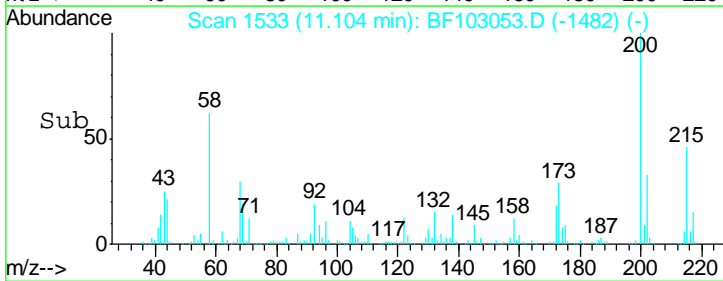
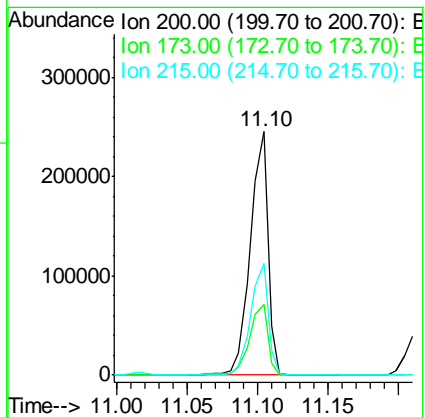
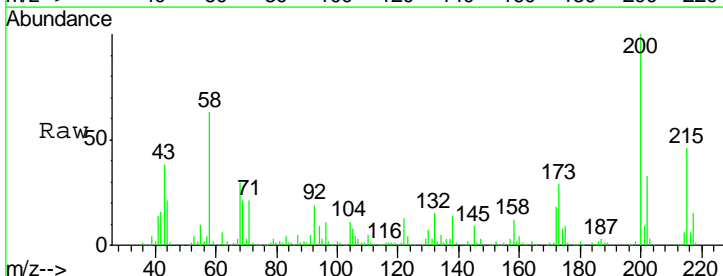
Instrument : BNA_F
 ClientSampled : RO-155MSD

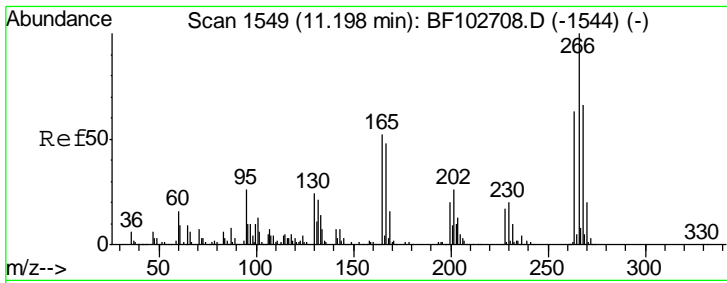
Tgt Ion	Resp	Lower	Upper
284	100		
142	40.4	34.6	52.0
249	31.9	24.8	37.2



#68
 Atrazine
 Concen: 47.533 ng
 RT: 11.10 min Scan# 1533
 Delta R.T. -0.00 min
 Lab File: BF103053.D
 Acq: 16 Feb 2018 15:40

Tgt Ion	Resp	Lower	Upper
200	100		
173	29.0	8.6	48.6
215	45.7	25.1	65.1

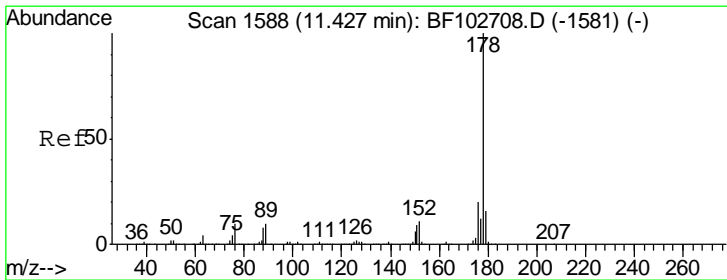
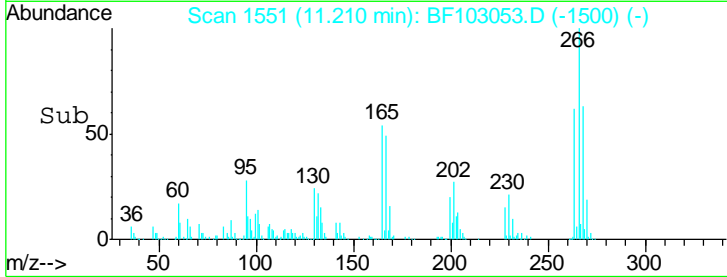
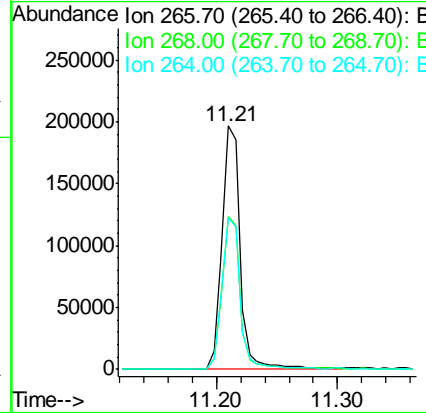
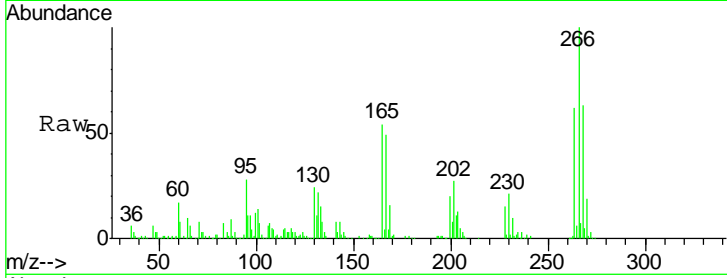




#69
 Pentachlorophenol
 Concen: 67.613 ng
 RT: 11.21 min Scan# 1551
 Delta R.T. -0.00 min
 Lab File: BF103053.D
 Acq: 16 Feb 2018 15:40

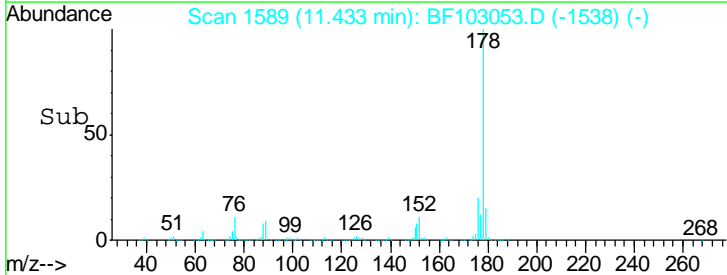
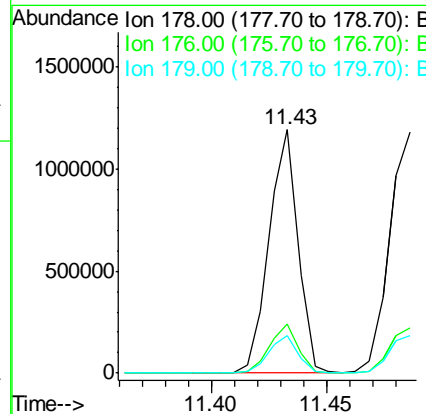
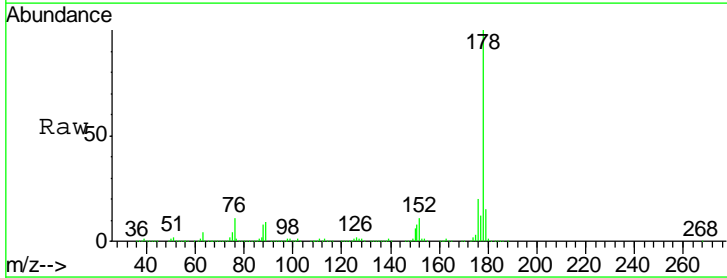
Instrument :
 BNA_F
 ClientSampled :
 RO-155MSD

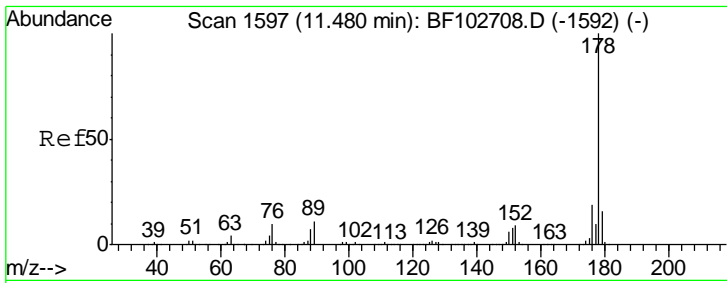
Tgt Ion	Resp	Lower	Upper
266	100		
268	62.7	51.1	76.7
264	62.4	49.5	74.3



#70
 Phenanthrene
 Concen: 42.545 ng
 RT: 11.43 min Scan# 1589
 Delta R.T. -0.00 min
 Lab File: BF103053.D
 Acq: 16 Feb 2018 15:40

Tgt Ion	Resp	Lower	Upper
178	100		
176	20.0	15.8	23.8
179	15.4	13.0	19.6



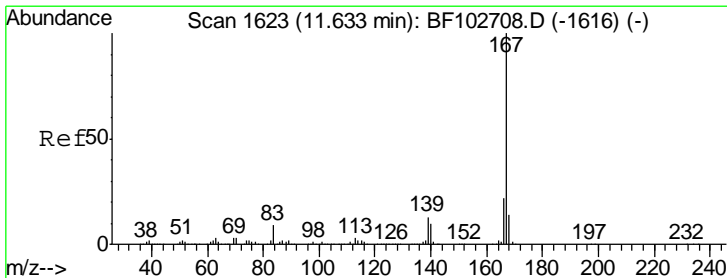
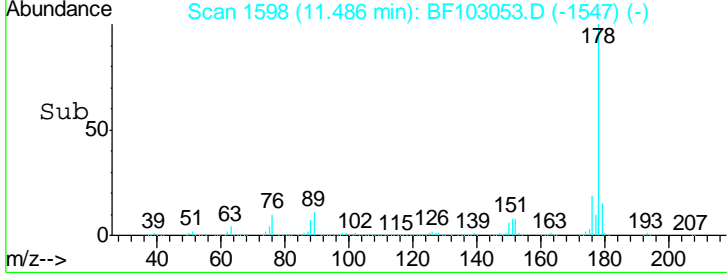
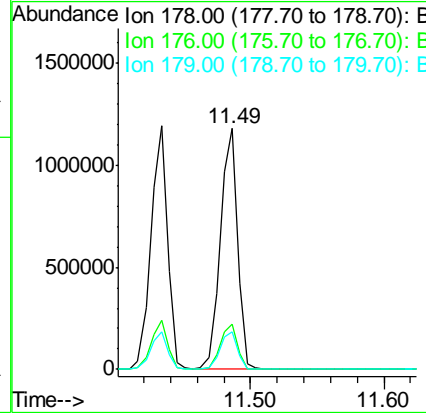
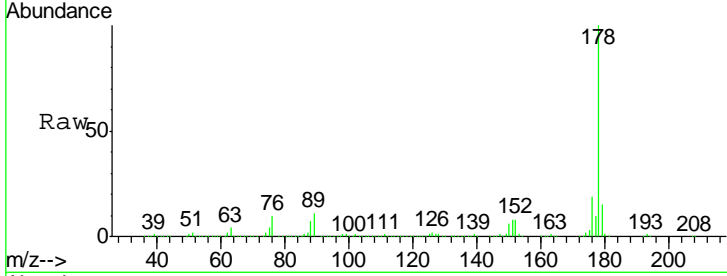


#71
 Anthracene
 Concen: 43.357 ng
 RT: 11.49 min Scan# 1598
 Delta R.T. -0.00 min
 Lab File: BF103053.D
 Acq: 16 Feb 2018 15:40

Instrument :
 BNA_F
 ClientSampled :
 RO-155MSD

Tgt Ion:178 Resp: 1080623

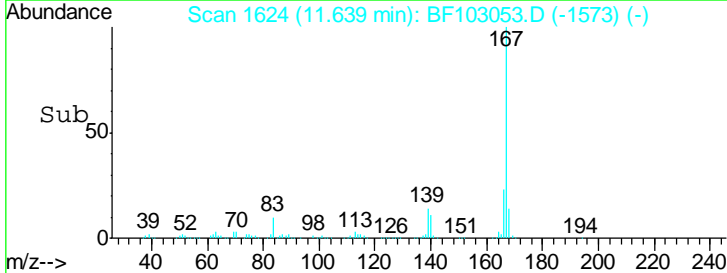
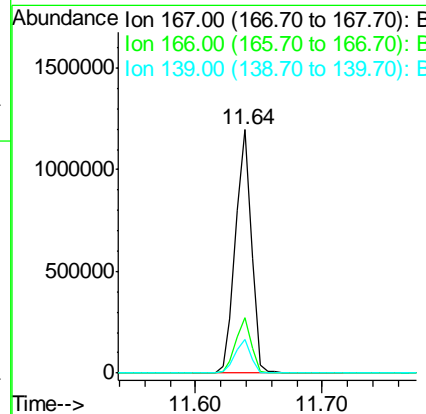
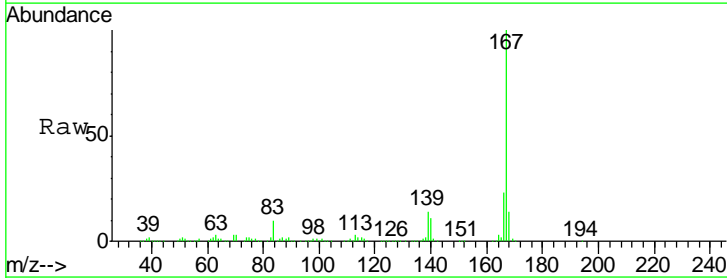
Ion	Ratio	Lower	Upper
178	100		
176	18.6	15.4	23.2
179	15.3	12.6	19.0

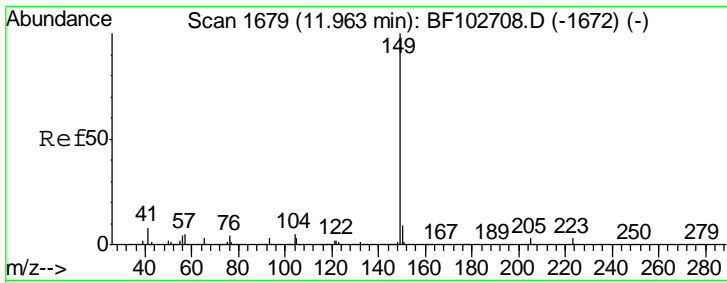


#72
 Carbazole
 Concen: 42.444 ng
 RT: 11.64 min Scan# 1624
 Delta R.T. -0.00 min
 Lab File: BF103053.D
 Acq: 16 Feb 2018 15:40

Tgt Ion:167 Resp: 1036366

Ion	Ratio	Lower	Upper
167	100		
166	22.8	17.6	26.4
139	14.1	10.9	16.3



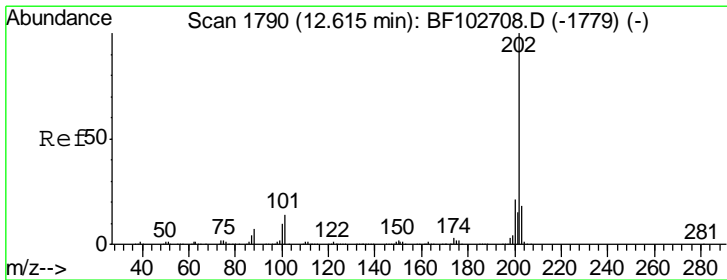
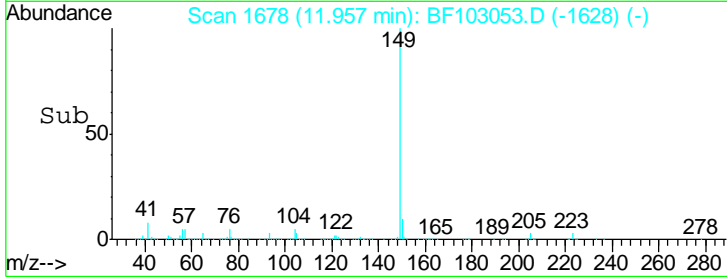
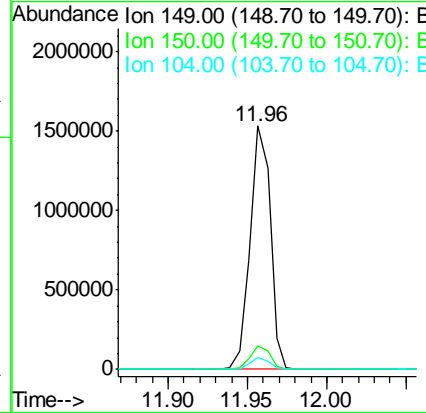
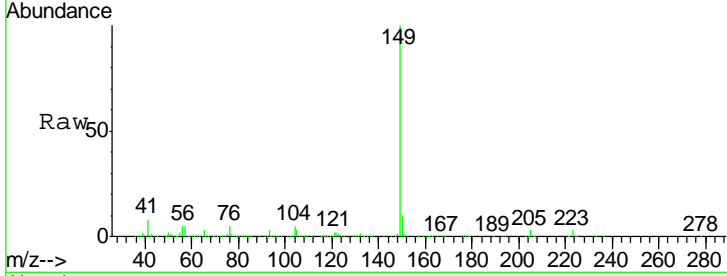


#73
 Di-n-butylphthalate
 Concen: 45.599 ng
 RT: 11.96 min Scan# 1678
 Delta R.T. -0.01 min
 Lab File: BF103053.D
 Acq: 16 Feb 2018 15:40

Instrument :
 BNA_F
 ClientSampleId :
 RO-155MSD

Tgt Ion:149 Resp: 1352494

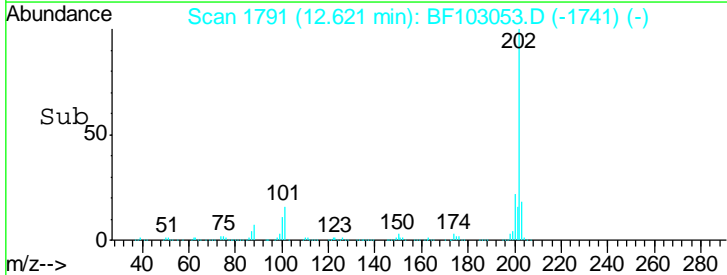
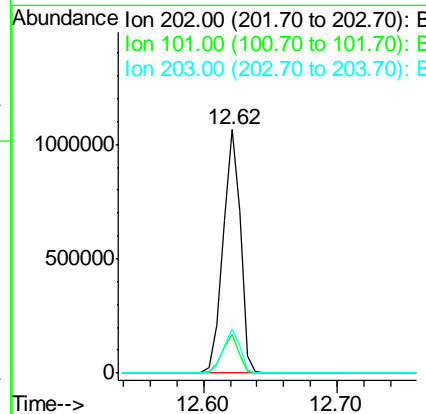
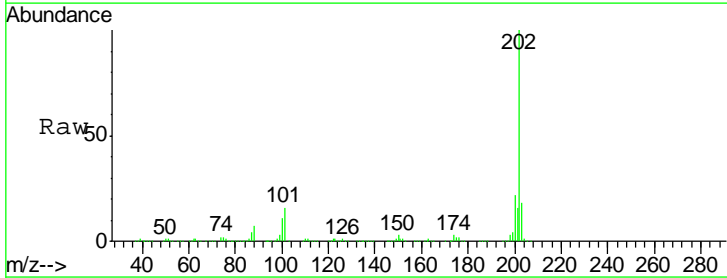
Ion	Ratio	Lower	Upper
149	100		
150	9.8	7.8	11.6
104	4.7	3.8	5.8

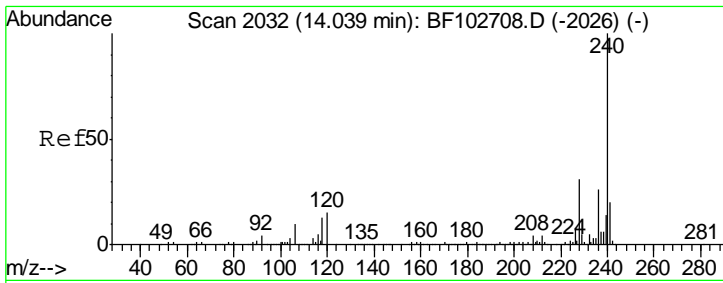


#74
 Fluoranthene
 Concen: 39.594 ng
 RT: 12.62 min Scan# 1791
 Delta R.T. -0.01 min
 Lab File: BF103053.D
 Acq: 16 Feb 2018 15:40

Tgt Ion:202 Resp: 976184

Ion	Ratio	Lower	Upper
202	100		
101	15.9	0.0	34.1
203	17.9	0.0	38.1

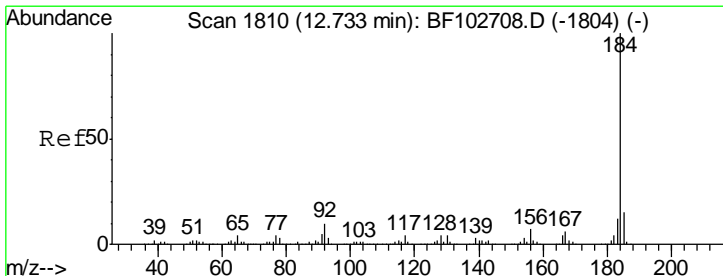
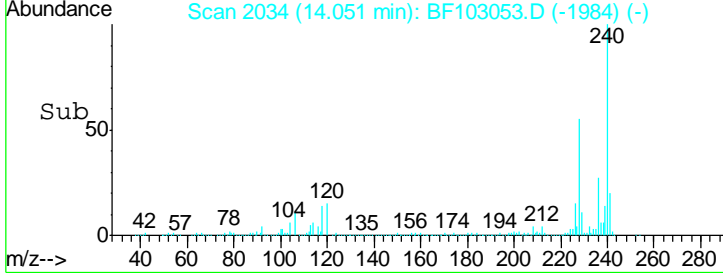
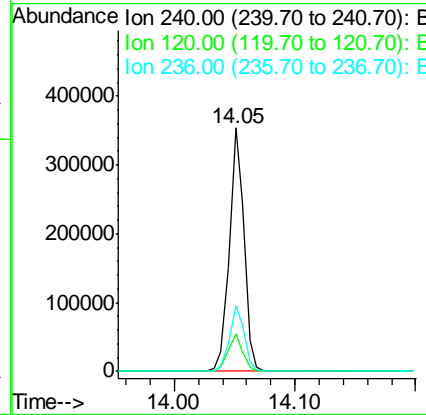
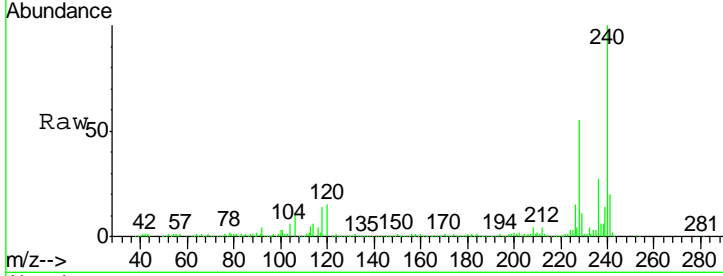




#75
 Chrysene-d12
 Concen: 20.000 ng
 RT: 14.05 min Scan# 2034
 Delta R.T. -0.01 min
 Lab File: BF103053.D
 Acq: 16 Feb 2018 15:40

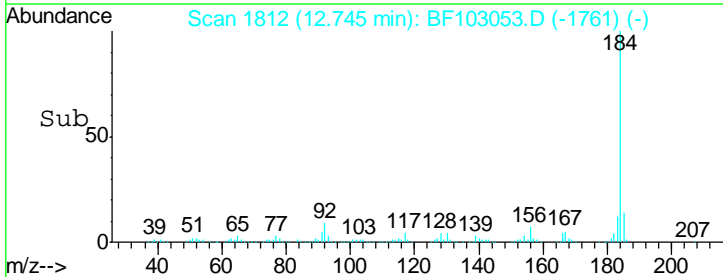
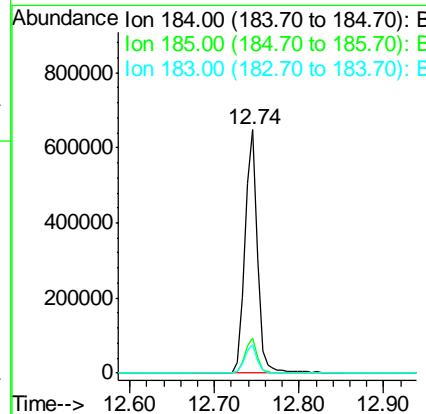
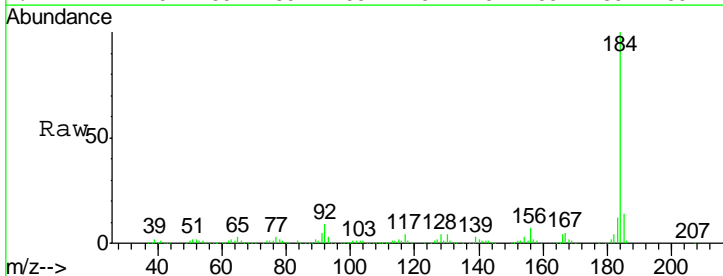
Instrument :
 BNA_F
 ClientSampleId :
 RO-155MSD

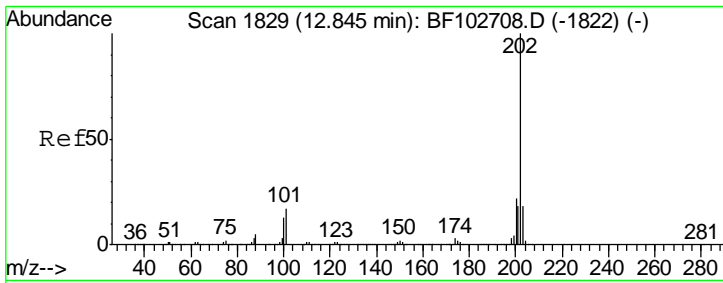
Tgt Ion	Resp	Lower	Upper
240	296219		
120	15.4	9.5	14.3#
236	27.2	20.7	31.1



#76
 Benzidine
 Concen: 47.704 ng
 RT: 12.74 min Scan# 1812
 Delta R.T. -0.00 min
 Lab File: BF103053.D
 Acq: 16 Feb 2018 15:40

Tgt Ion	Resp	Lower	Upper
184	649460		
185	14.2	12.6	18.8
183	11.7	9.3	13.9

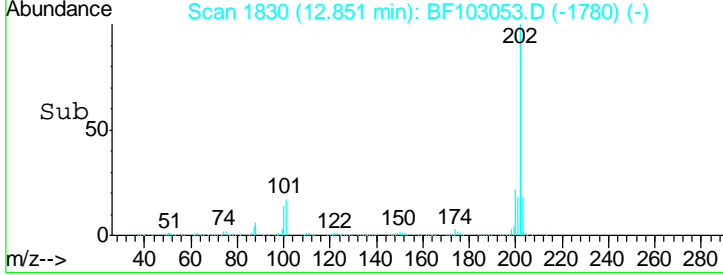
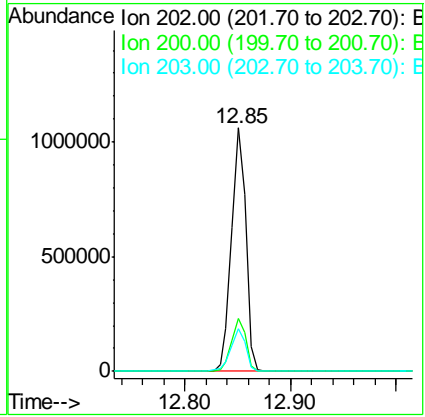
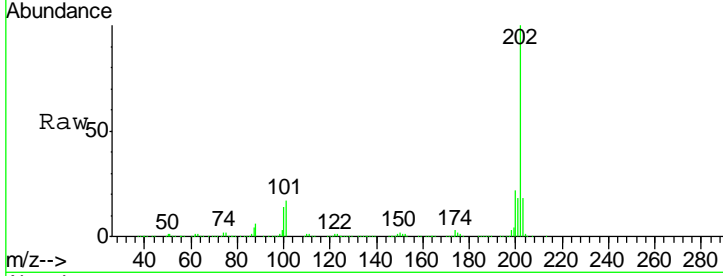




#77
 Pyrene
 Concen: 42.799 ng
 RT: 12.85 min Scan# 1830
 Delta R.T. -0.01 min
 Lab File: BF103053.D
 Acq: 16 Feb 2018 15:40


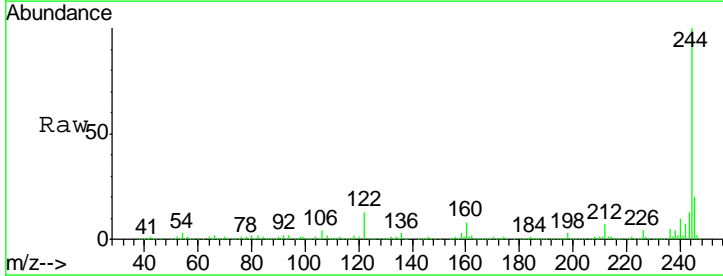
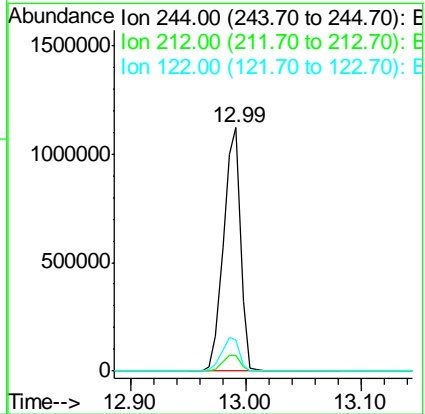
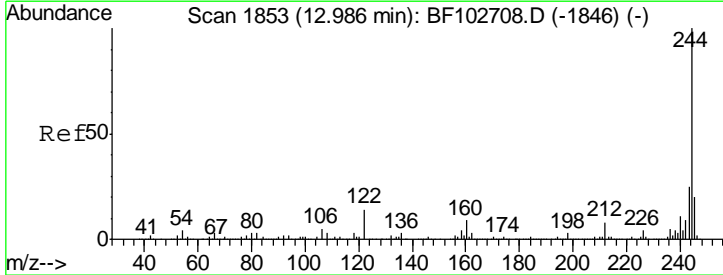
Instrument :
 BNA_F
 ClientSampled :
 RO-155MSD

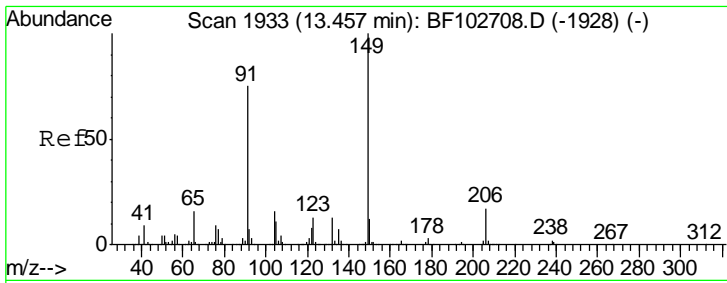
Tgt Ion	Resp	Lower	Upper
202	100		
200	21.7	17.4	26.2
203	17.7	14.3	21.5



#78
 Terphenyl-d14
 Concen: 90.777 ng
 RT: 12.99 min Scan# 1854
 Delta R.T. -0.00 min
 Lab File: BF103053.D
 Acq: 16 Feb 2018 15:40

Tgt Ion	Resp	Lower	Upper
244	100		
212	6.6	5.4	8.0
122	12.6	11.0	16.4

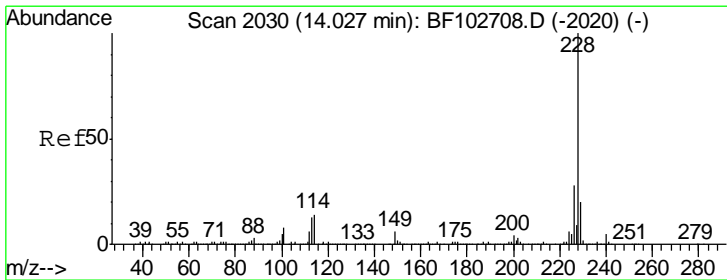
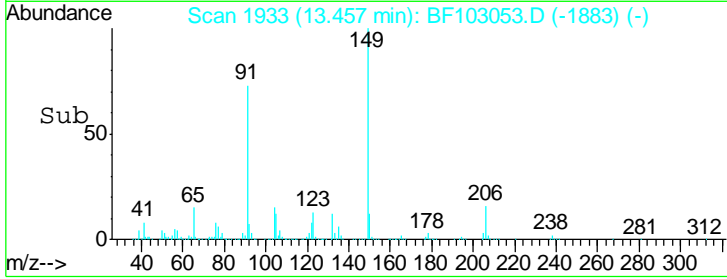
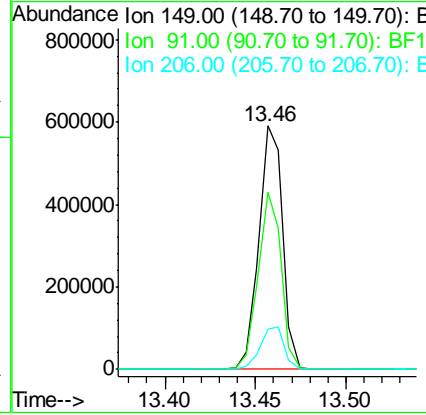
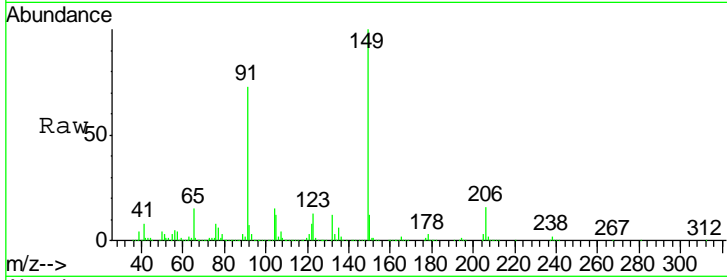




#79
 Butylbenzylphthalate
 Concen: 48.412 ng
 RT: 13.46 min Scan# 1933
 Delta R.T. -0.01 min
 Lab File: BF103053.D
 Acq: 16 Feb 2018 15:40

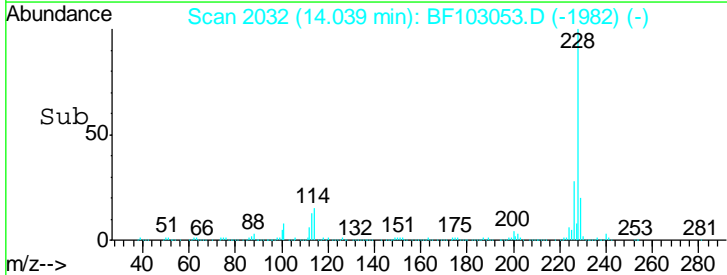
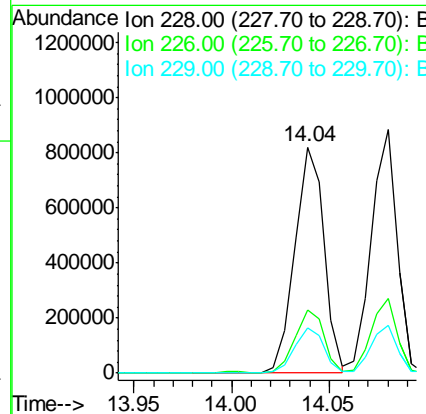
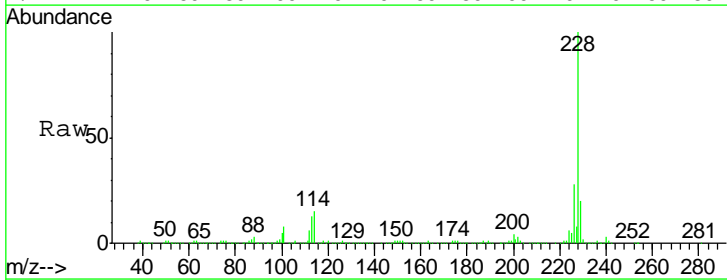
Instrument :
 BNA_F
 ClientSampleID :
 RO-155MSD

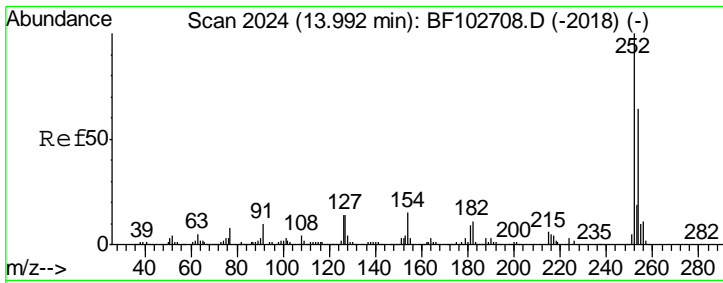
Tgt Ion	Resp	Lower	Upper
149	537995		
91	72.7	56.8	85.2
206	16.4	14.1	21.1



#80
 Benzo(a)anthracene
 Concen: 45.582 ng
 RT: 14.04 min Scan# 2032
 Delta R.T. -0.01 min
 Lab File: BF103053.D
 Acq: 16 Feb 2018 15:40

Tgt Ion	Resp	Lower	Upper
228	849169		
226	27.9	22.6	33.8
229	19.9	15.8	23.6

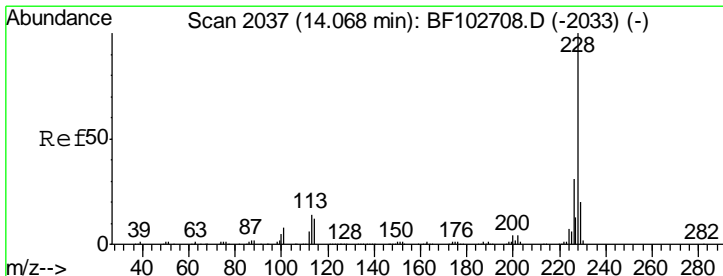
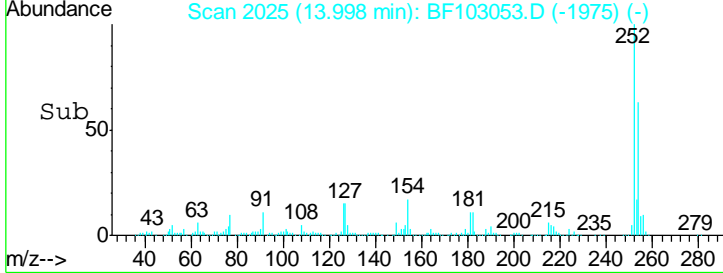
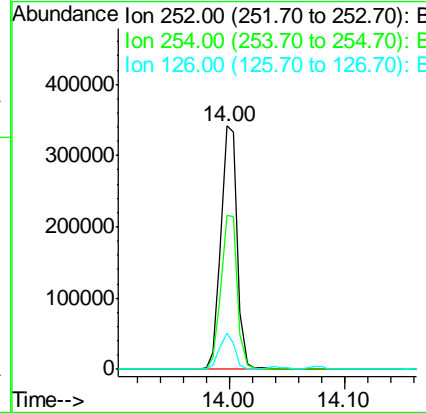
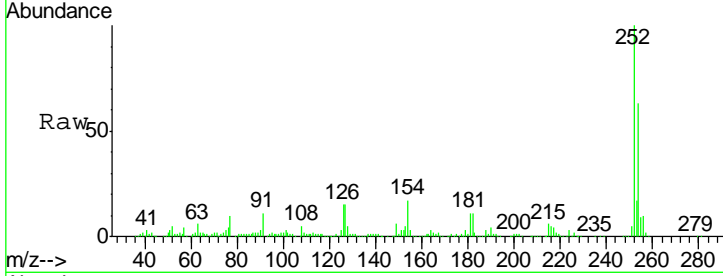




#81
 3,3'-Dichlorobenzidine
 Concen: 48.748 ng
 RT: 14.00 min Scan# 2025
 Delta R.T. -0.01 min
 Lab File: BF103053.D
 Acq: 16 Feb 2018 15:40

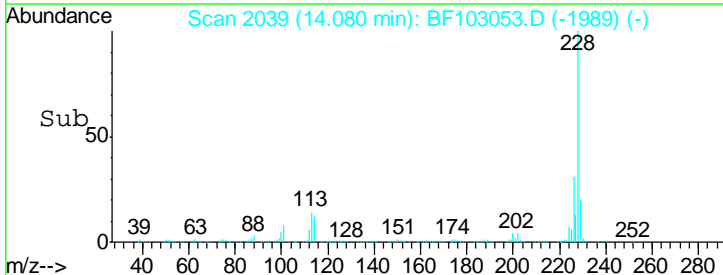
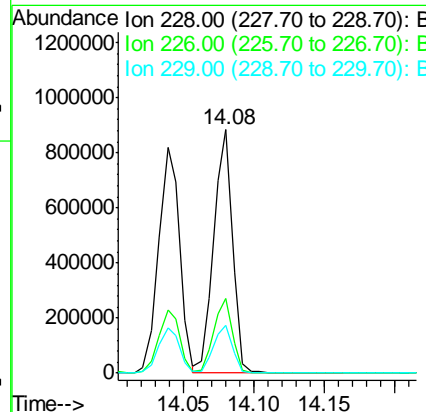
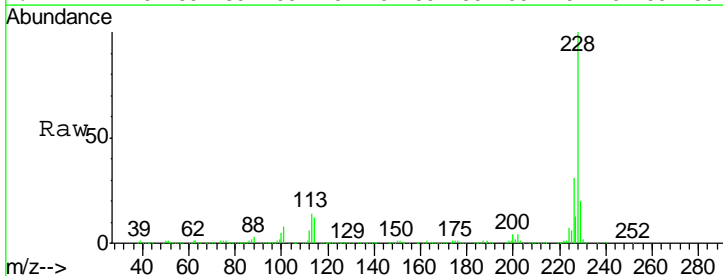
Instrument :
 BNA_F
 ClientSampled :
 RO-155MSD

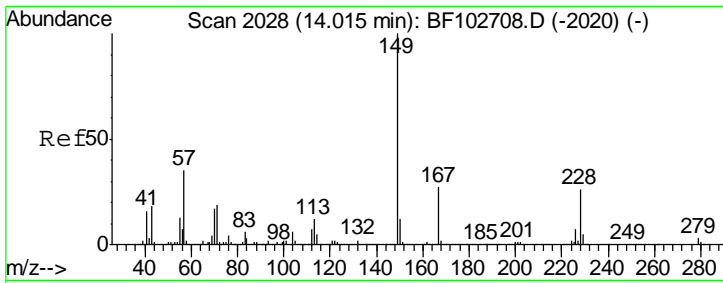
Tgt Ion	Resp	Lower	Upper
252	100		
254	63.4	50.4	75.6
126	15.0	11.3	16.9



#82
 Chrysene
 Concen: 43.535 ng
 RT: 14.08 min Scan# 2039
 Delta R.T. -0.01 min
 Lab File: BF103053.D
 Acq: 16 Feb 2018 15:40

Tgt Ion	Resp	Lower	Upper
228	100		
226	30.8	25.0	37.6
229	19.7	16.2	24.4

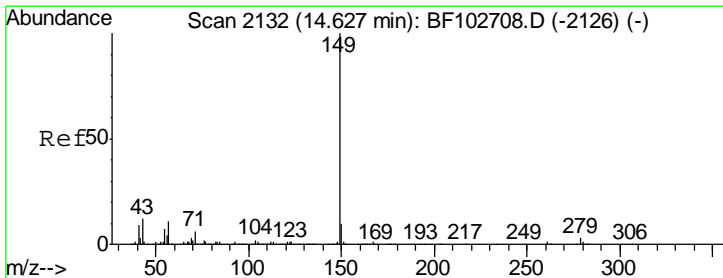
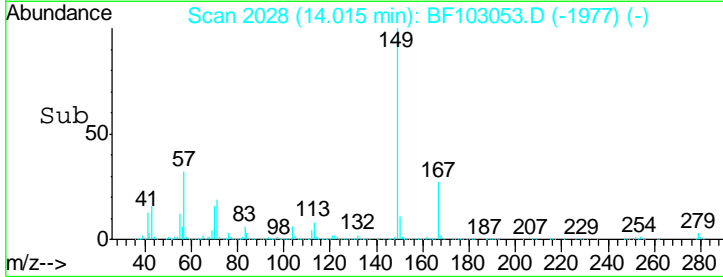
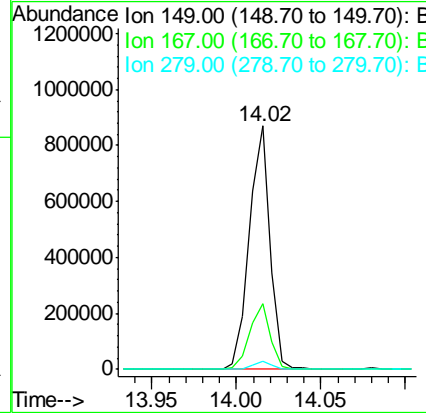
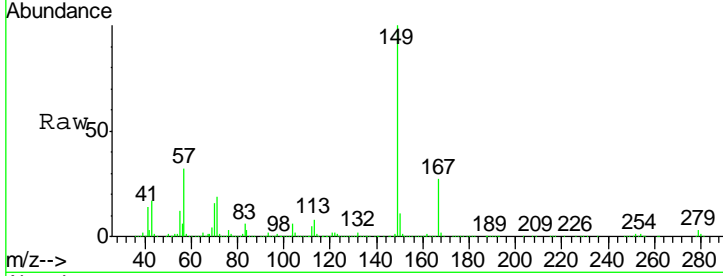




#83
 Bis(2-ethylhexyl)phthalate
 Concen: 52.349 ng
 RT: 14.02 min Scan# 2028
 Delta R.T. -0.00 min
 Lab File: BF103053.D
 Acq: 16 Feb 2018 15:40

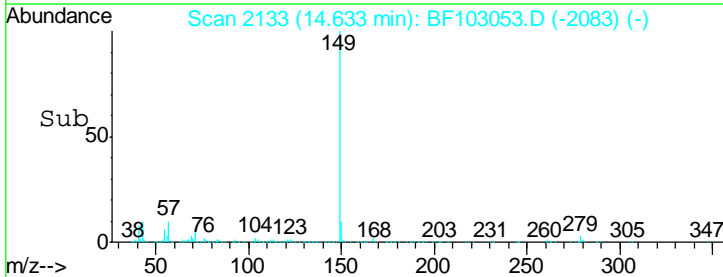
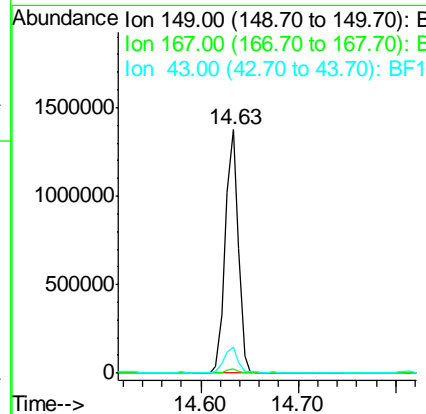
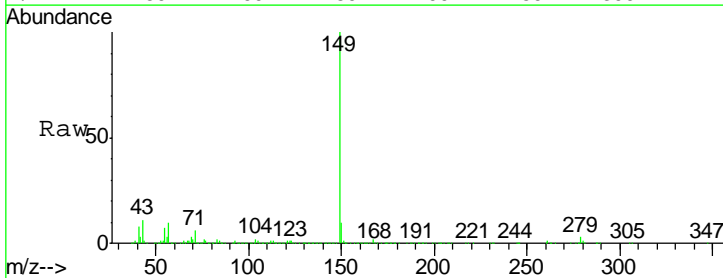
Instrument :
 BNA_F
 ClientSampleId :
 RO-155MSD

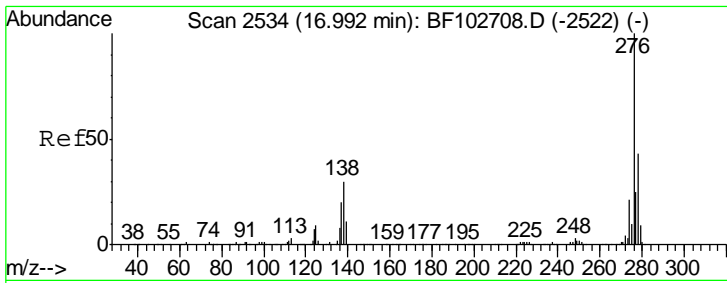
Tgt Ion	Resp	Lower	Upper
149	100		
167	27.2	21.3	31.9
279	3.1	3.0	4.4



#84
 Di-n-octyl phthalate
 Concen: 59.230 ng
 RT: 14.63 min Scan# 2133
 Delta R.T. -0.01 min
 Lab File: BF103053.D
 Acq: 16 Feb 2018 15:40

Tgt Ion	Resp	Lower	Upper
149	100		
167	1.5	1.2	1.8
43	10.5	8.4	12.6

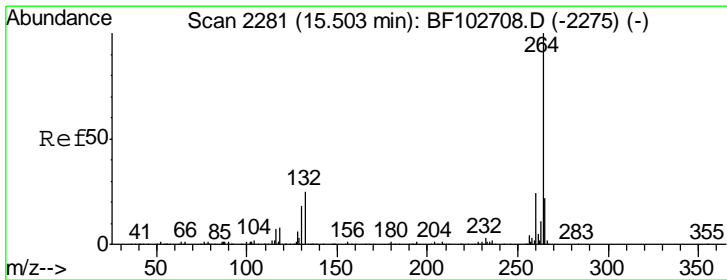
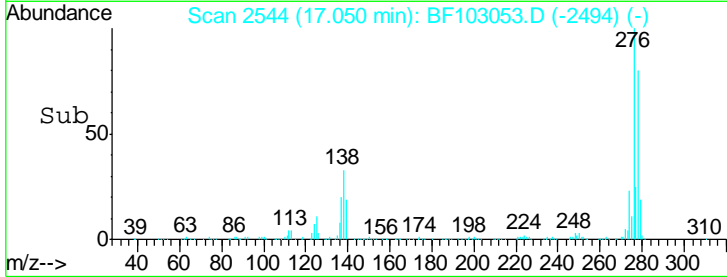
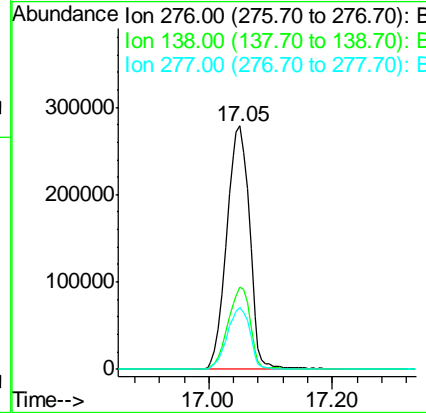
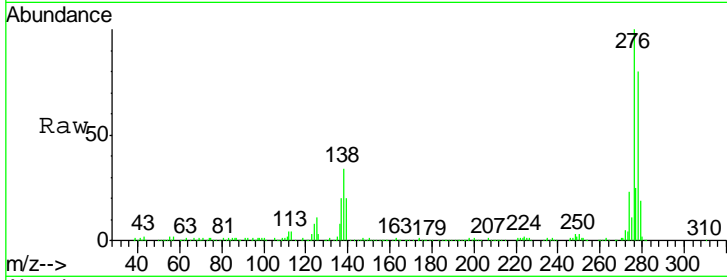




#85
 Indeno(1,2,3-cd)pyrene
 Concen: 46.051 ng
 RT: 17.05 min Scan# 2544
 Delta R.T. -0.01 min
 Lab File: BF103053.D
 Acq: 16 Feb 2018 15:40

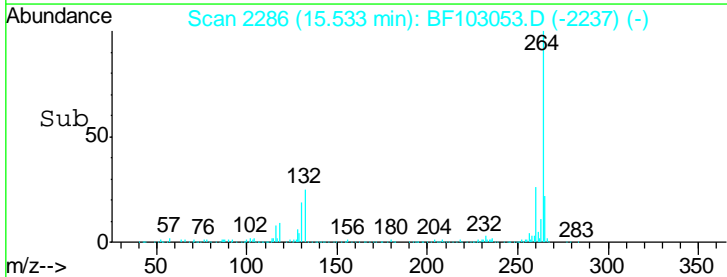
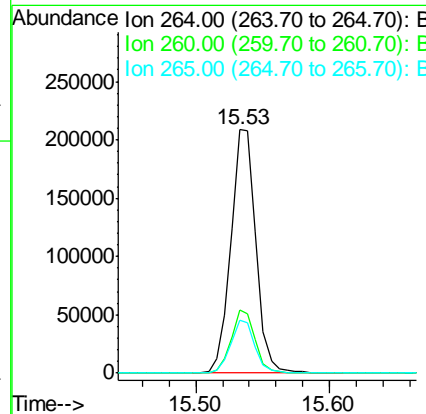
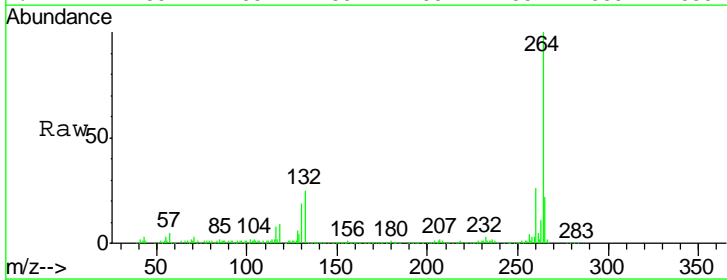
Instrument :
 BNA_F
 ClientSampled :
 RO-155MSD

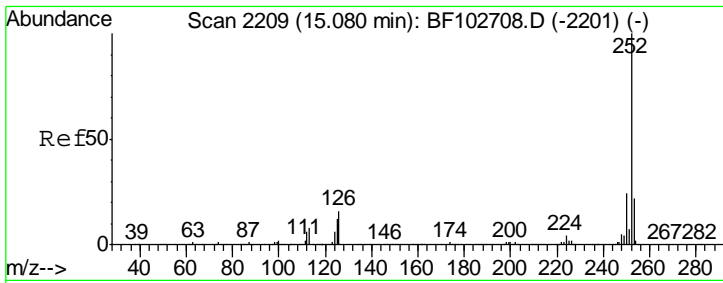
Tgt Ion	Resp	Lower	Upper
276	717257		
138	33.1	25.0	37.6
277	25.2	20.1	30.1



#86
 Perylene-d12
 Concen: 20.000 ng
 RT: 15.53 min Scan# 2286
 Delta R.T. -0.01 min
 Lab File: BF103053.D
 Acq: 16 Feb 2018 15:40

Tgt Ion	Resp	Lower	Upper
264	276728		
260	26.1	19.2	28.8
265	21.9	17.5	26.3

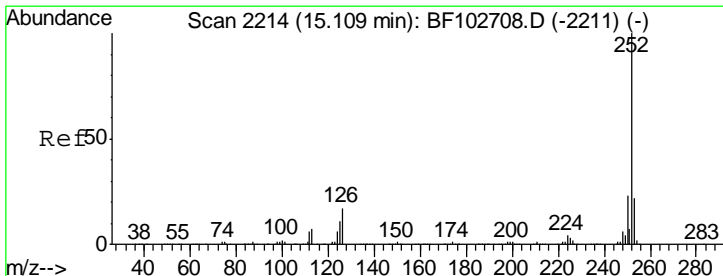

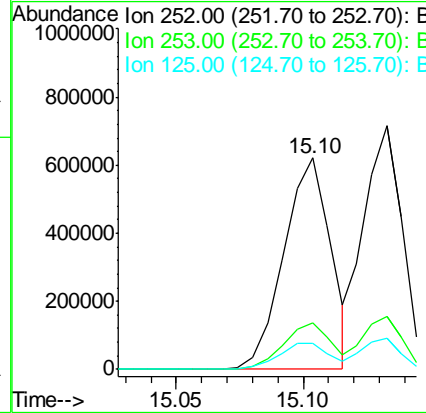
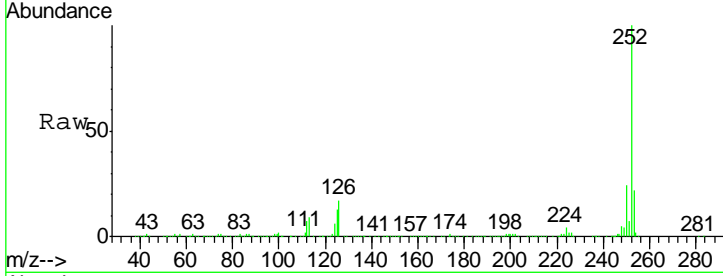




#87
 Benzo(b)fluoranthene
 Concen: 44.484 ng
 RT: 15.10 min Scan# 2213
 Delta R.T. -0.01 min
 Lab File: BF103053.D
 Acq: 16 Feb 2018 15:40

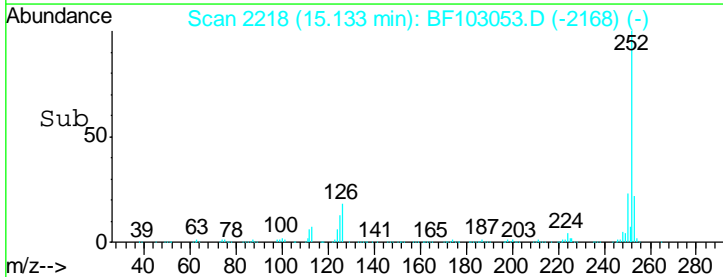
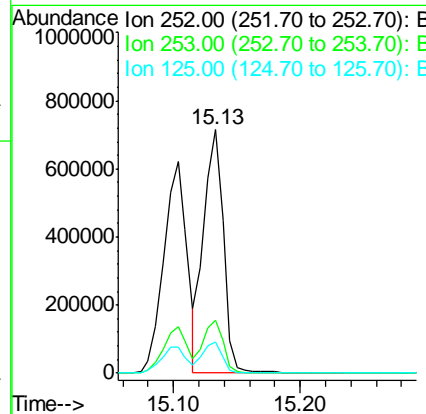
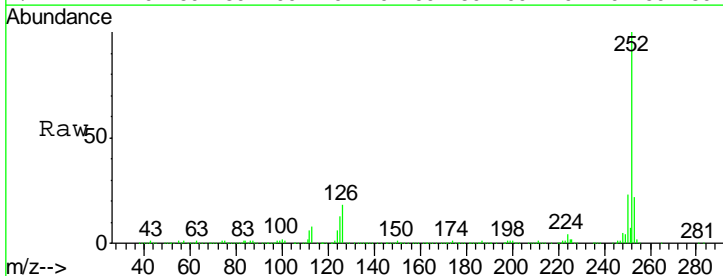
Instrument :
 BNA_F
 ClientSampled :
 RO-155MSD

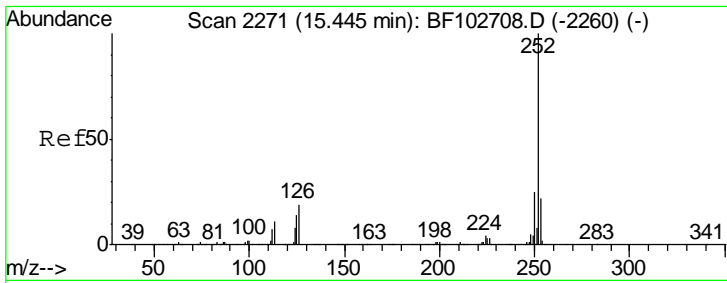
Tgt Ion	Resp	Lower	Upper
252	100		
253	21.8	17.0	25.6
125	12.6	9.0	13.6



#88
 Benzo(k)fluoranthene
 Concen: 45.049 ng
 RT: 15.13 min Scan# 2218
 Delta R.T. -0.01 min
 Lab File: BF103053.D
 Acq: 16 Feb 2018 15:40

Tgt Ion	Resp	Lower	Upper
252	100		
253	21.9	17.9	26.9
125	12.7	10.2	15.2

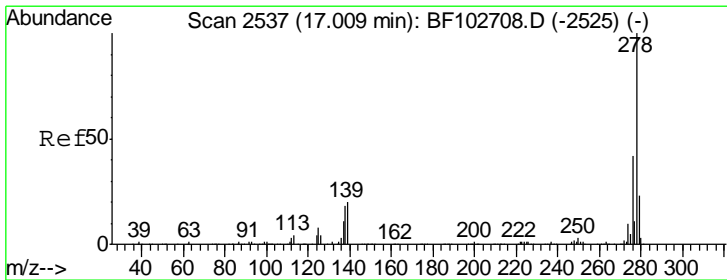
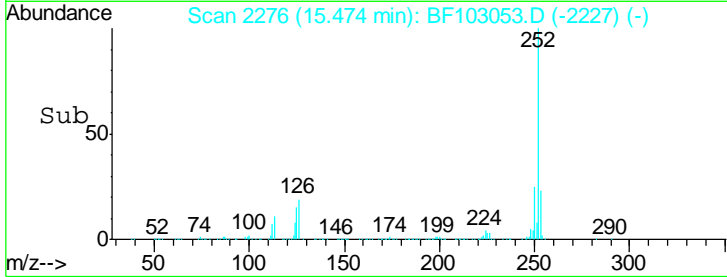
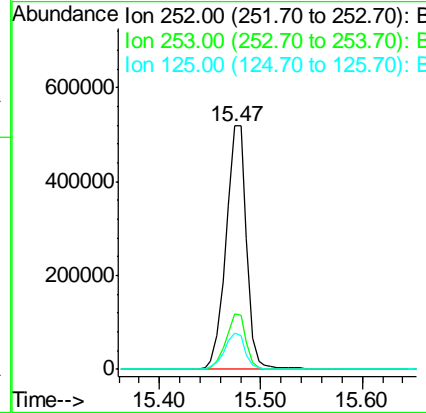
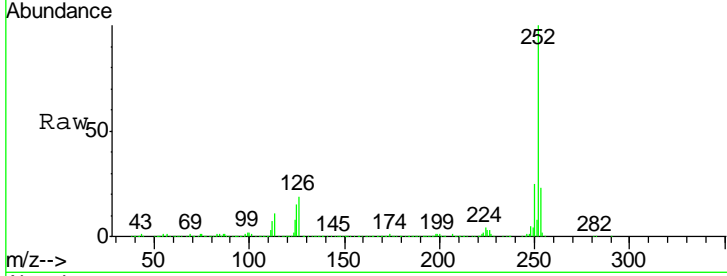




#89
 Benzo(a)pyrene
 Concen: 45.196 ng
 RT: 15.47 min Scan# 2276
 Delta R.T. -0.01 min
 Lab File: BF103053.D
 Acq: 16 Feb 2018 15:40

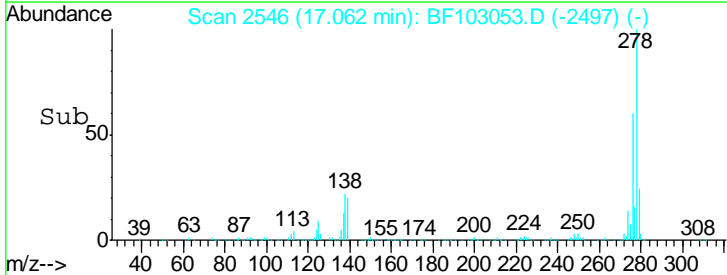
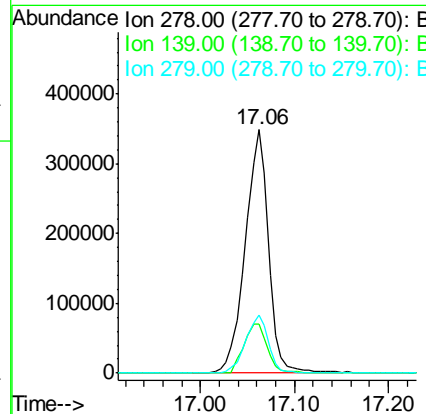
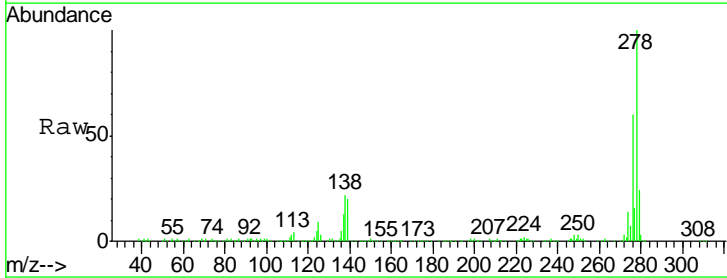
Instrument :
 BNA_F
 ClientSampled :
 RO-155MSD

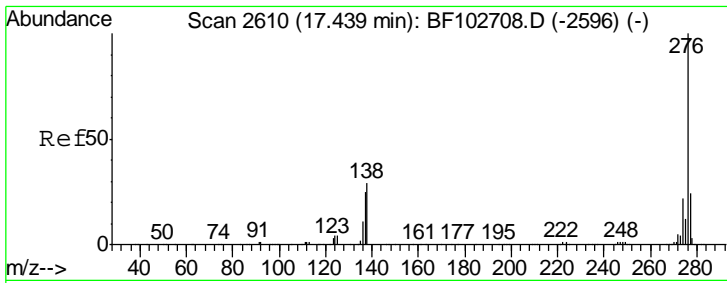
Tgt Ion	Resp	Lower	Upper
252	100		
253	22.7	17.1	25.7
125	15.1	9.8	14.6#



#90
 Dibenzo(a,h)anthracene
 Concen: 45.754 ng
 RT: 17.06 min Scan# 2546
 Delta R.T. -0.01 min
 Lab File: BF103053.D
 Acq: 16 Feb 2018 15:40

Tgt Ion	Resp	Lower	Upper
278	100		
139	20.1	15.9	23.9
279	23.9	19.0	28.4





#91
 Benzo(g,h,i)perylene
 Concen: 46.588 ng
 RT: 17.51 min Scan# 2622
 Delta R.T. -0.01 min
 Lab File: BF103053.D
 Acq: 16 Feb 2018 15:40

Instrument :
 BNA_F
 ClientSampleId :
 RO-155MSD

Tgt Ion	Resp	Lower	Upper
276	597721		
276	100		
277	23.9	17.9	26.9
138	28.3	21.8	32.8

