

Data Path : Z:\HPCHEM1\BNA F\DATA\BF022118\
 Data File : BF103138.D
 Acq On : 21 Feb 2018 16:05
 Operator : SJ/JU
 Sample : J1623-17
 Misc :
 ALS Vial : 13 Sample Multiplier: 1

Instrument :
 BNA_F
 ClientSampleId :
 TP-9-10

Quant Time: Feb 21 16:57:02 2018
 Quant Method : Z:\HPCHEM1\BNA F\METHODS\8270-BF020318.M
 Quant Title : ASP BNA STANDARDS FOR 5 POINT CALIBRATION
 QLast Update : Fri Feb 16 14:34:49 2018
 Response via : Initial Calibration

Internal Standards	R.T.	QIon	Response	Conc	Units	Dev(Min)
1) 1,4-Dichlorobenzene-d4	6.87	152	166410	20.00	ng	0.00
21) Naphthalene-d8	8.16	136	684161	20.00	ng	0.00
38) Acenaphthene-d10	9.92	164	290117	20.00	ng	0.00
63) Phenanthrene-d10	11.40	188	435694	20.00	ng	0.00
75) Chrysene-d12	14.05	240	298552	20.00	ng	0.00
86) Perylene-d12	15.54	264	241408	20.00	ng	0.00

System Monitoring Compounds

5) 2-Fluorophenol	5.50	112	1213685	110.76	ng	0.01
7) Phenol-d6	6.52	99	1435700	108.82	ng	0.00
23) Nitrobenzene-d5	7.45	82	919271	93.21	ng	0.00
41) 2,4,6-Tribromophenol	10.71	330	255452	109.40	ng	0.00
44) 2-Fluorobiphenyl	9.23	172	1307518	74.78	ng	0.00
78) Terphenyl-d14	12.99	244	886390	70.30	ng	0.00

Target Compounds

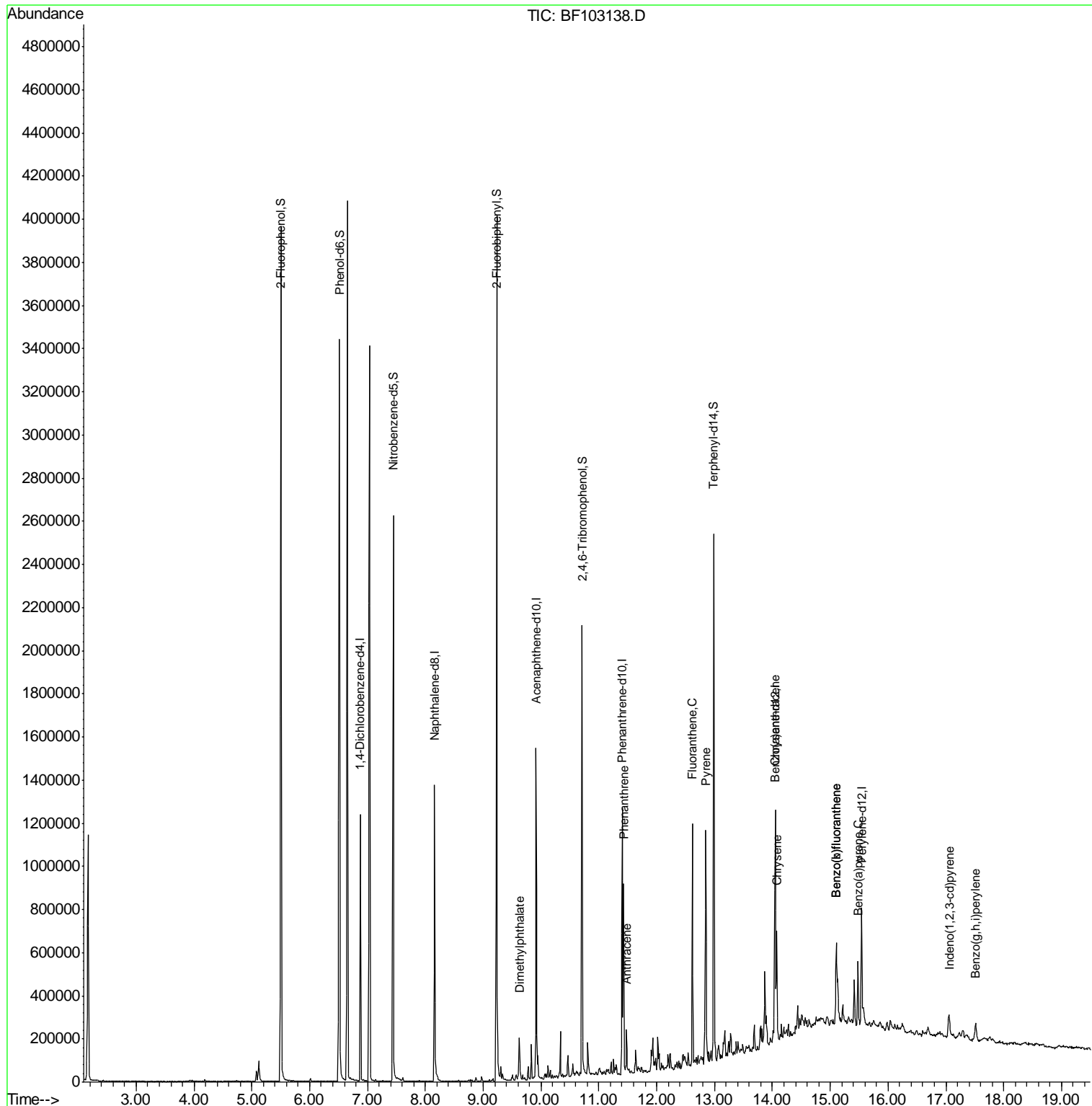
						Qvalue
49) Dimethylphthalate	9.63	163	78776	3.482	ng	99
70) Phenanthrene	11.43	178	292135	12.039	ng	99
71) Anthracene	11.48	178	78524	3.182	ng	98
74) Fluoranthene	12.62	202	409860	16.788	ng	99
77) Pyrene	12.85	202	363369	15.521	ng	100
80) Benzo(a)anthracene	14.04	228	203547	10.841	ng	98
82) Chrysene	14.07	228	183790	9.710	ng	97
85) Indeno(1,2,3-cd)pyrene	17.06	276	70635	4.500	ng	97
87) Benzo(b)fluoranthene	15.10	252	290813	18.581	ng	# 95
88) Benzo(k)fluoranthene	15.10	252	290813	19.446	ng	# 97
89) Benzo(a)pyrene	15.48	252	136467	9.687	ng	# 94
91) Benzo(a,h,i)perylene	17.52	276	67085	5.994	ng	98

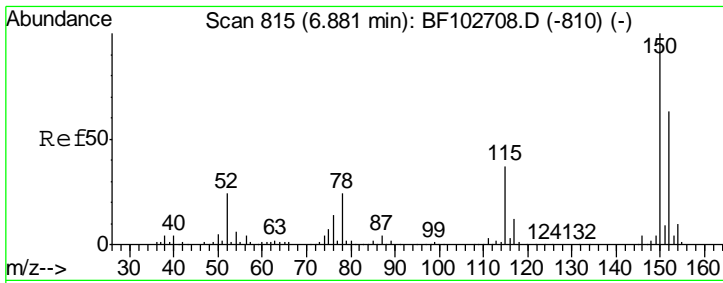
(#) = qualifier out of range (m) = manual integration (+) = signals summed

Data Path : Z:\HPCHEM1\BNA F\DATA\BF022118\
 Data File : BF103138.D
 Acq On : 21 Feb 2018 16:05
 Operator : SJ/JU
 Sample : J1623-17
 Misc :
 ALS Vial : 13 Sample Multiplier: 1

Instrument :
 BNA_F
 ClientSampleId :
 TP-9-10

Quant Time: Feb 21 16:57:02 2018
 Quant Method : Z:\HPCHEM1\BNA F\METHODS\8270-BF020318.M
 Quant Title : ASP BNA STANDARDS FOR 5 POINT CALIBRATION
 QLast Update : Fri Feb 16 14:34:49 2018
 Response via : Initial Calibration

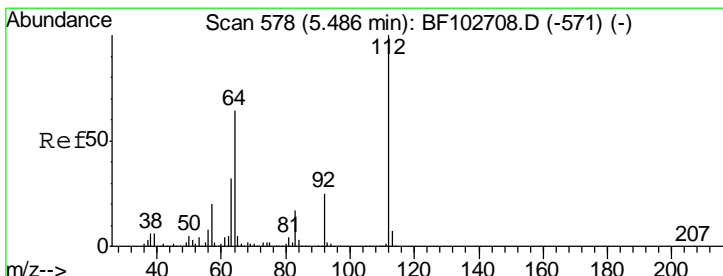
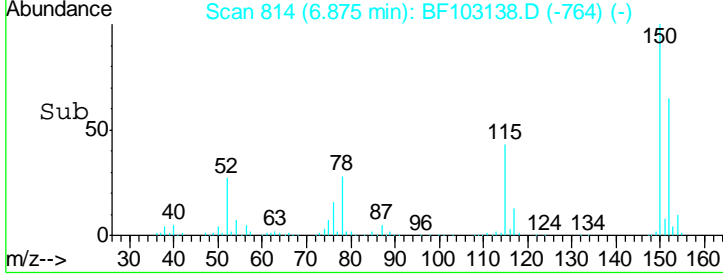
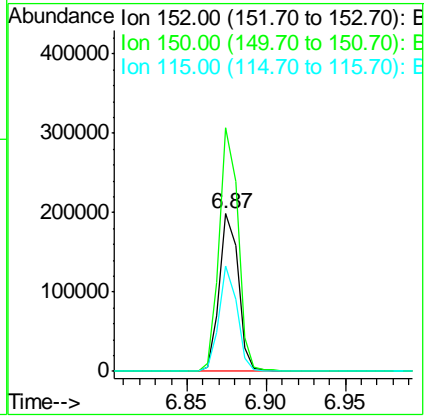
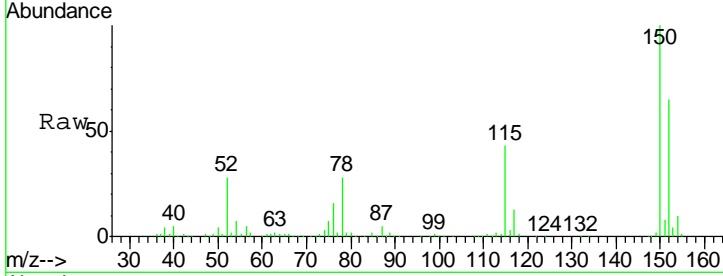




#1
 1,4-Dichlorobenzene-d4
 Concen: 20.000 ng
 RT: 6.87 min Scan# 814
 Delta R.T. -0.01 min
 Lab File: BF103138.D
 Acq: 21 Feb 2018 16:05

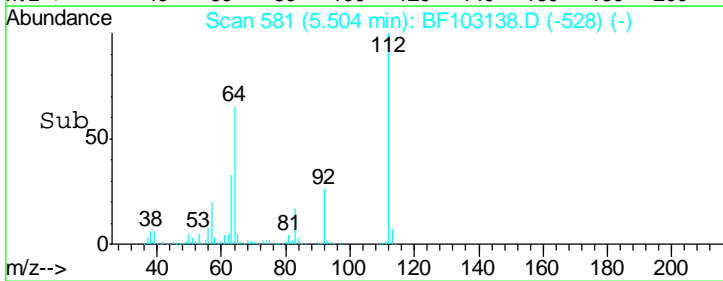
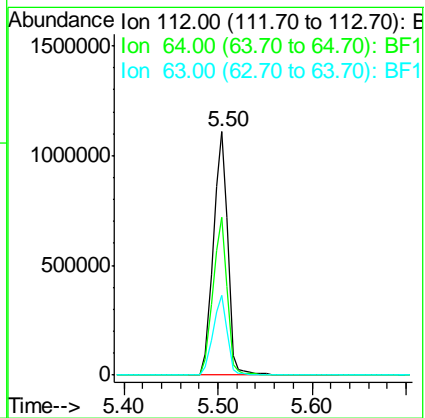
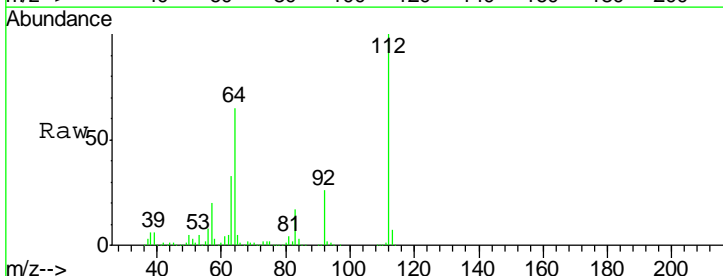
Instrument :
 BNA_F
ClientSampled :
 TP-9-10

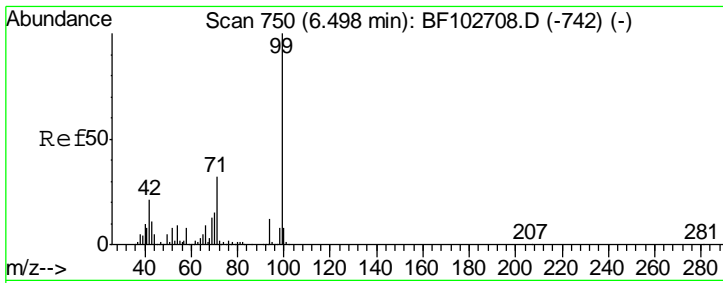
Tgt Ion	Resp	Lower	Upper
152	166410		
150	154.7	124.6	186.8
115	67.0	50.1	75.1



#5
 2-Fluorophenol
 Concen: 110.762 ng
 RT: 5.50 min Scan# 581
 Delta R.T. 0.01 min
 Lab File: BF103138.D
 Acq: 21 Feb 2018 16:05

Tgt Ion	Resp	Lower	Upper
112	1213685		
64	64.8	47.9	71.9
63	32.8	23.7	35.5



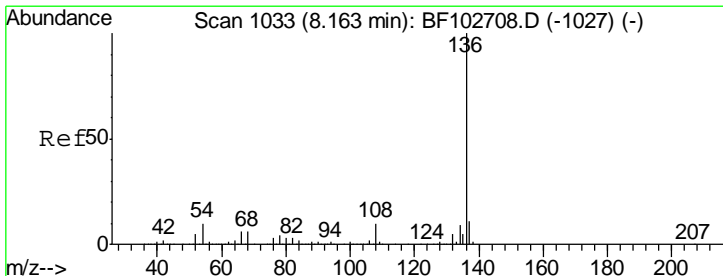
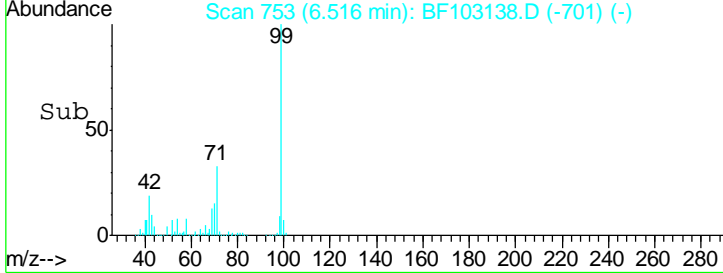
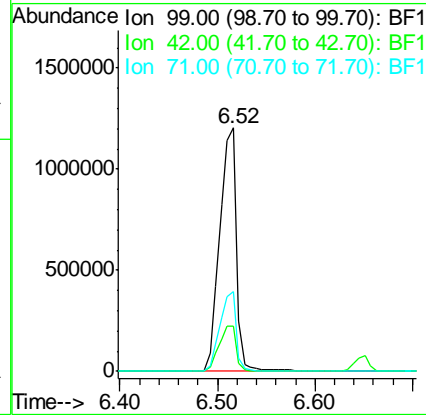
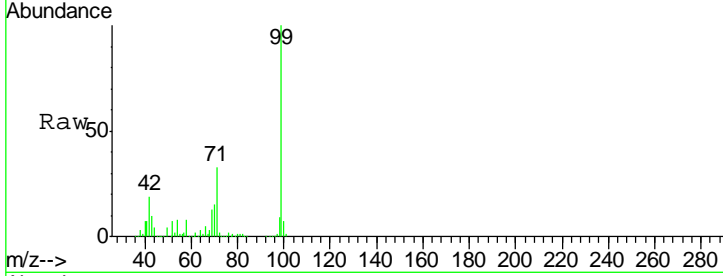


#7
 Phenol-d6
 Concen: 108.817 ng
 RT: 6.52 min Scan# 753
 Delta R.T. 0.01 min
 Lab File: BF103138.D
 Acq: 21 Feb 2018 16:05

Instrument :
 BNA_F
 ClientSampled :
 TP-9-10

Tgt Ion: 99 Resp: 1435700

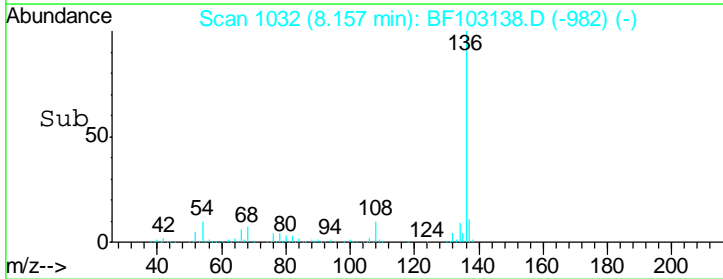
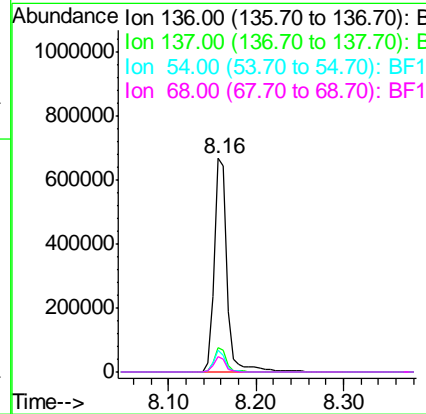
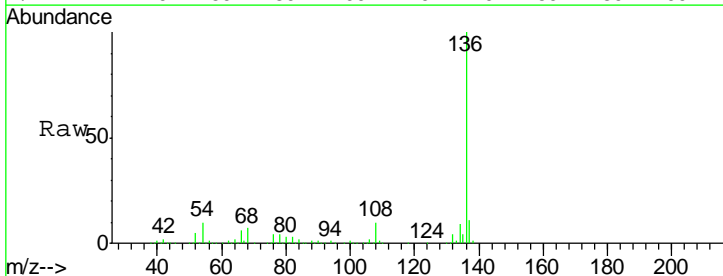
Ion	Ratio	Lower	Upper
99	100		
42	18.8	14.5	21.7
71	32.6	25.4	38.0

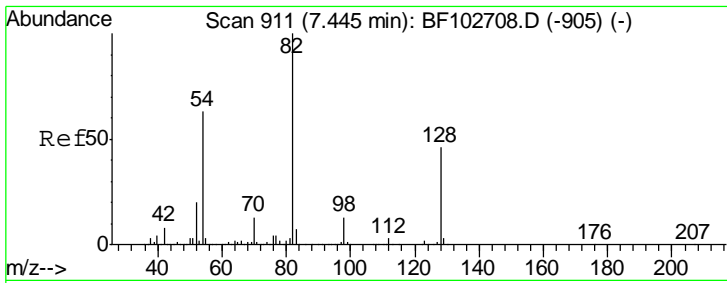


#21
 Naphthalene-d8
 Concen: 20.000 ng
 RT: 8.16 min Scan# 1032
 Delta R.T. -0.01 min
 Lab File: BF103138.D
 Acq: 21 Feb 2018 16:05

Tgt Ion: 136 Resp: 684161

Ion	Ratio	Lower	Upper
136	100		
137	11.2	8.9	13.3
54	10.2	6.6	9.8#
68	7.1	5.0	7.4

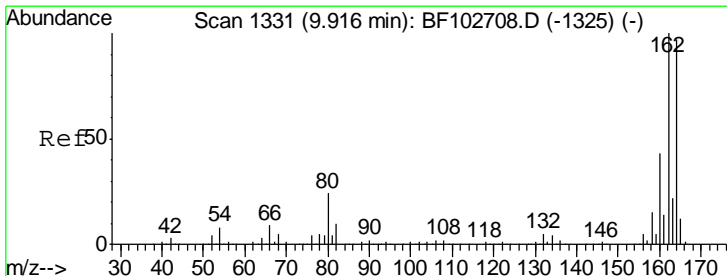
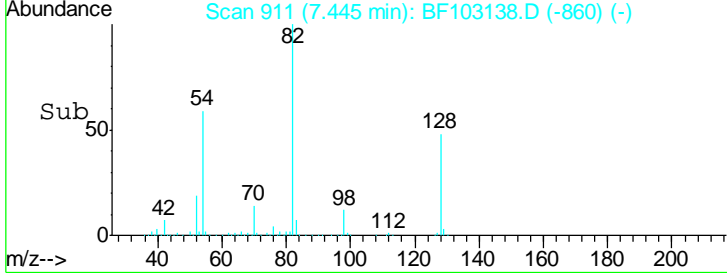
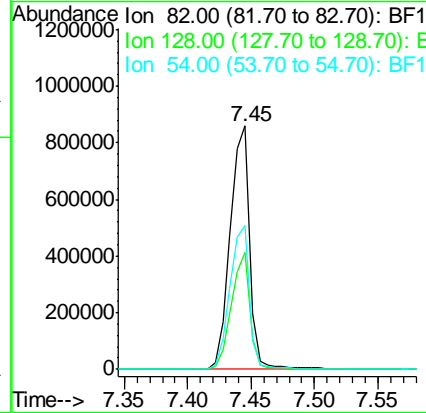
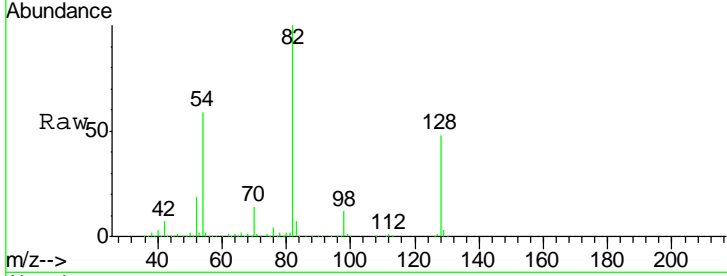




#23
 Nitrobenzene-d5
 Concen: 93.210 ng
 RT: 7.45 min Scan# 911
 Delta R.T. -0.00 min
 Lab File: BF103138.D
 Acq: 21 Feb 2018 16:05

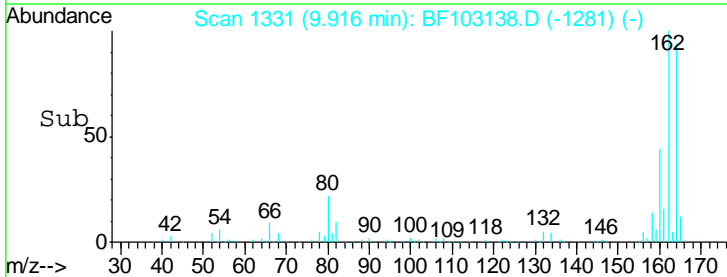
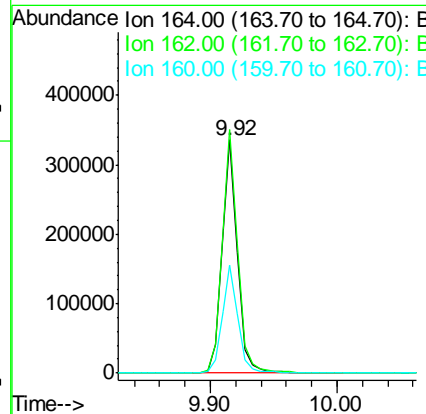
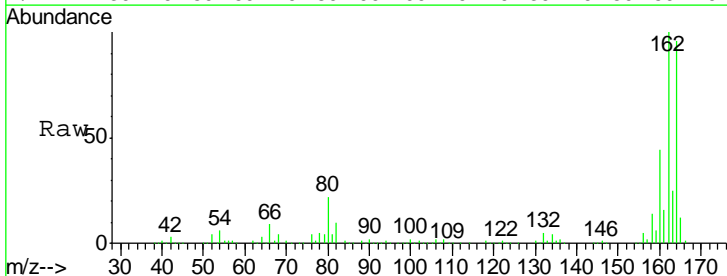
Instrument :
 BNA_F
 ClientSampled :
 TP-9-10

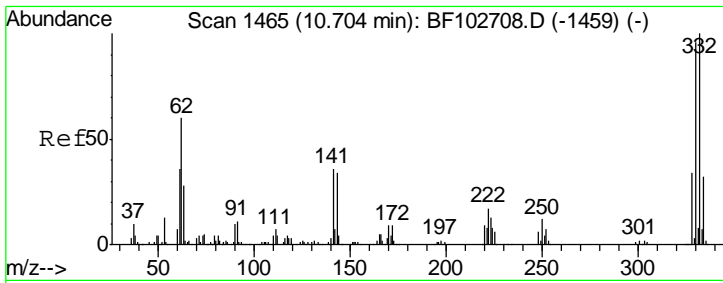
Tgt Ion	Resp	Lower	Upper
82	919271		
128	48.2	36.1	54.1
54	58.8	41.4	62.2



#38
 Acenaphthene-d10
 Concen: 20.000 ng
 RT: 9.92 min Scan# 1331
 Delta R.T. -0.01 min
 Lab File: BF103138.D
 Acq: 21 Feb 2018 16:05

Tgt Ion	Resp	Lower	Upper
164	290117		
162	104.4	86.1	129.1
160	46.2	38.3	57.5

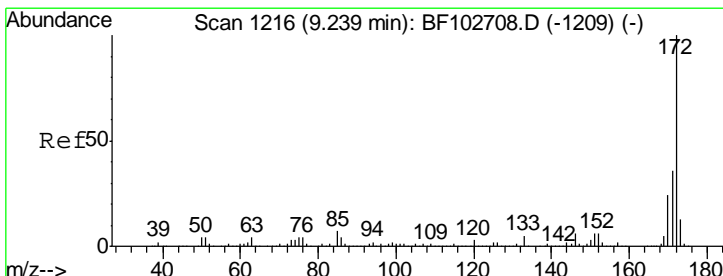
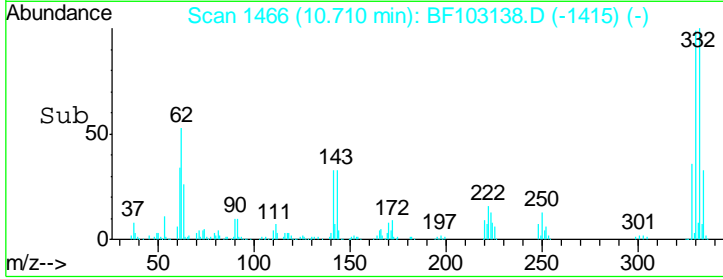
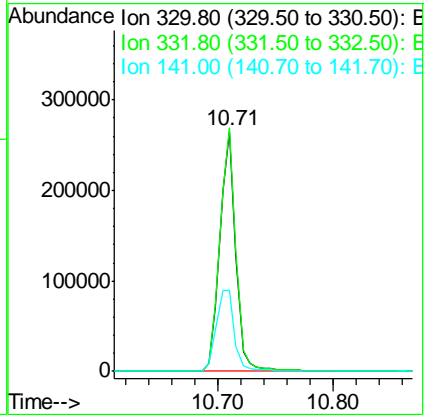
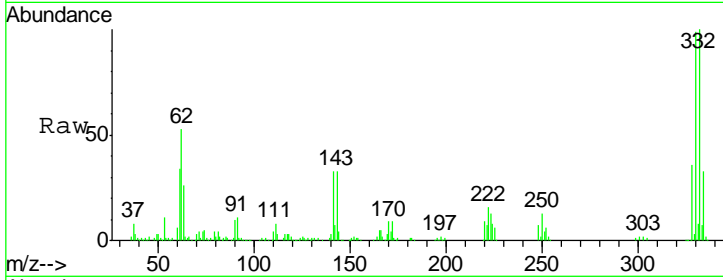




#41
 2,4,6-Tribromophenol
 Concen: 109.396 ng
 RT: 10.71 min Scan# 1466
 Delta R.T. -0.00 min
 Lab File: BF103138.D
 Acq: 21 Feb 2018 16:05

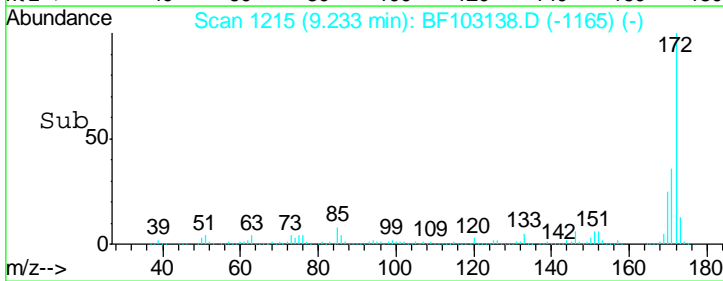
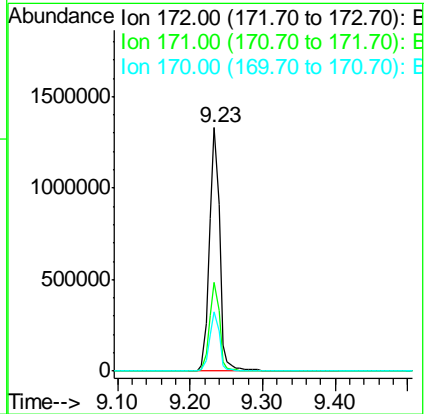
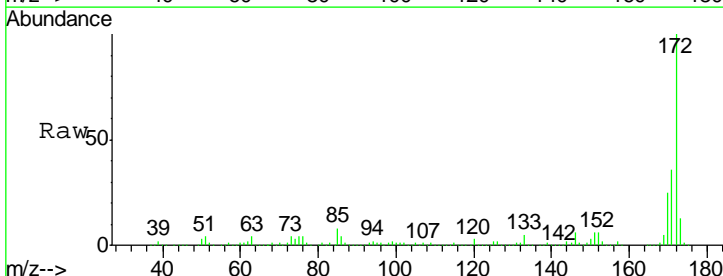
Instrument :
 BNA_F
 ClientSampled :
 TP-9-10

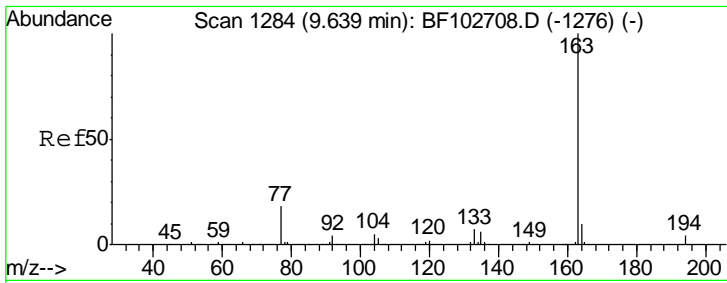
Tgt Ion	Resp	Lower	Upper
330	100		
332	102.7	77.0	115.6
141	38.9	29.9	44.9



#44
 2-Fluorobiphenyl
 Concen: 74.785 ng
 RT: 9.23 min Scan# 1215
 Delta R.T. -0.01 min
 Lab File: BF103138.D
 Acq: 21 Feb 2018 16:05

Tgt Ion	Resp	Lower	Upper
172	100		
171	36.4	29.7	44.5
170	24.6	19.6	29.4

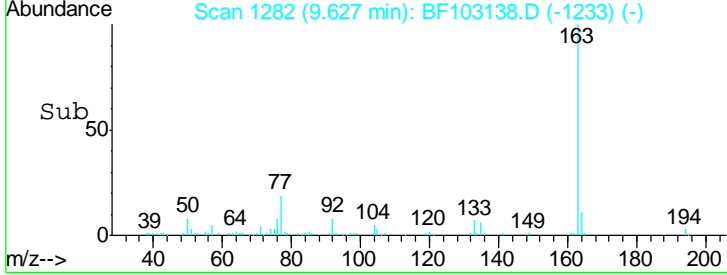
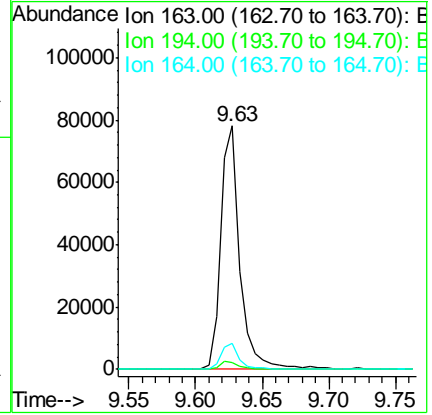
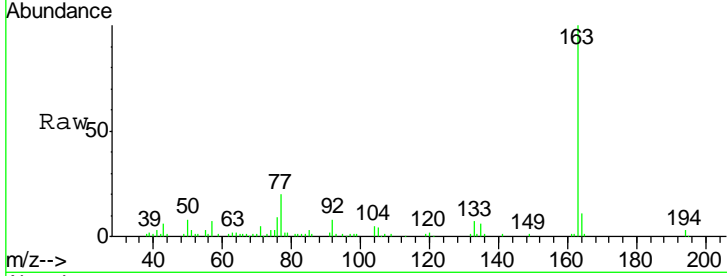




#49
 Dimethylphthalate
 Concen: 3.482 ng
 RT: 9.63 min Scan# 1282
 Delta R.T. -0.01 min
 Lab File: BF103138.D
 Acq: 21 Feb 2018 16:05

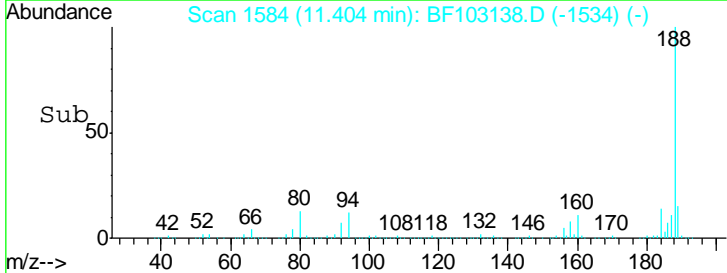
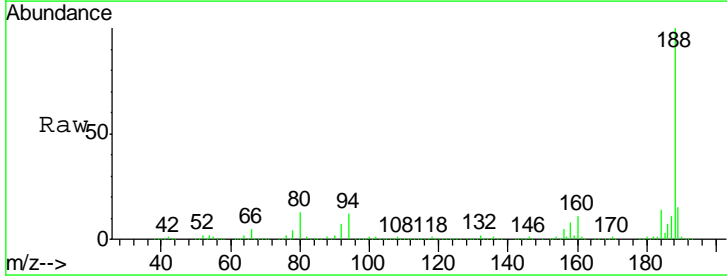
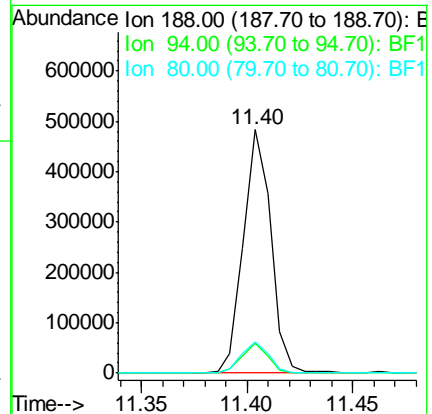
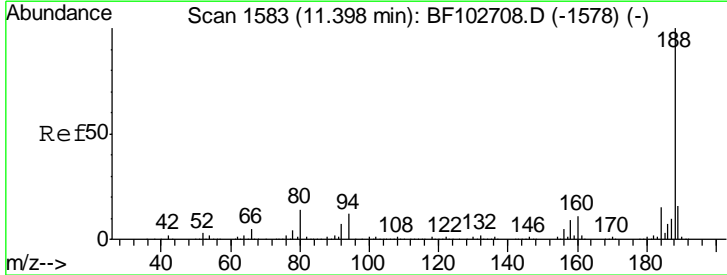
Instrument :
 BNA_F
ClientSampled :
 TP-9-10

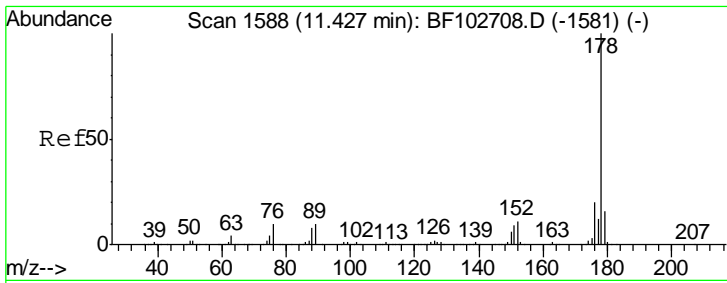
Tgt Ion	Resp	Lower	Upper
163	100		
194	2.9	2.7	4.1
164	10.7	8.2	12.2



#63
 Phenanthrene-d10
 Concen: 20.000 ng
 RT: 11.40 min Scan# 1584
 Delta R.T. -0.01 min
 Lab File: BF103138.D
 Acq: 21 Feb 2018 16:05

Tgt Ion	Resp	Lower	Upper
188	100		
94	12.0	8.5	12.7
80	12.9	9.2	13.8

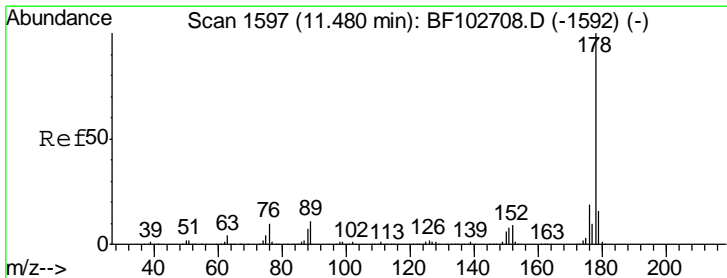
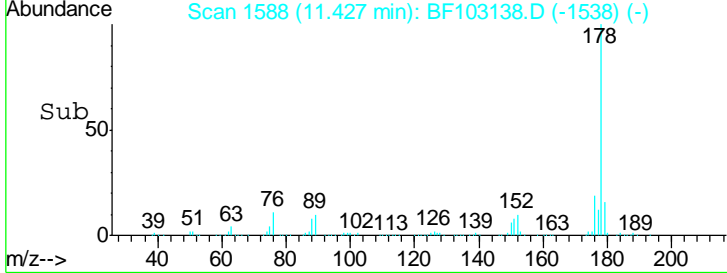
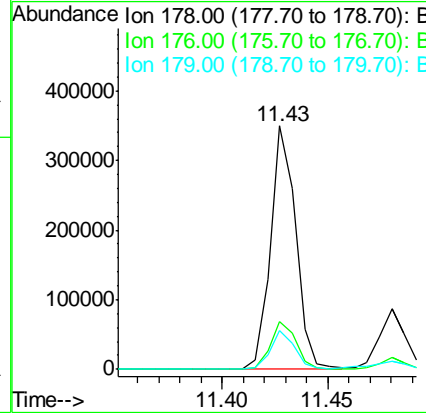
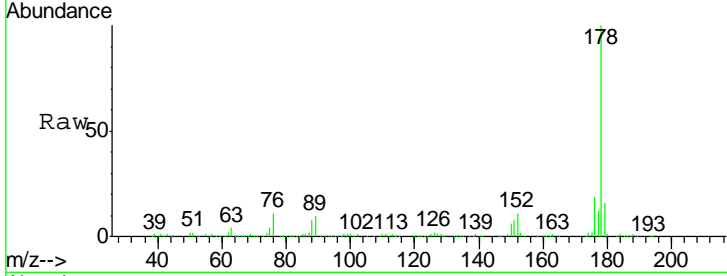




#70
 Phenanthrene
 Concen: 12.039 ng
 RT: 11.43 min Scan# 1588
 Delta R.T. -0.01 min
 Lab File: BF103138.D
 Acq: 21 Feb 2018 16:05

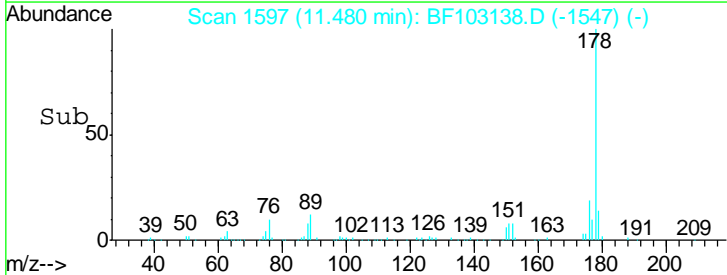
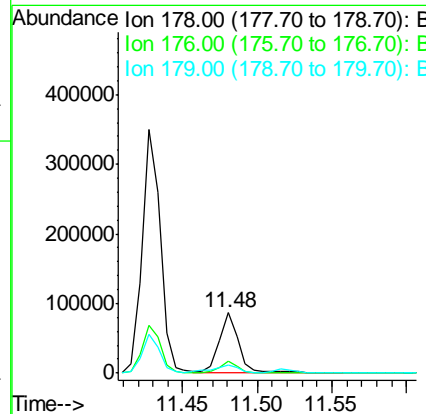
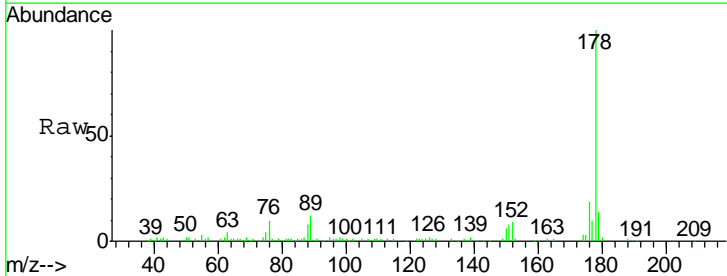
Instrument :
 BNA_F
 ClientSampled :
 TP-9-10

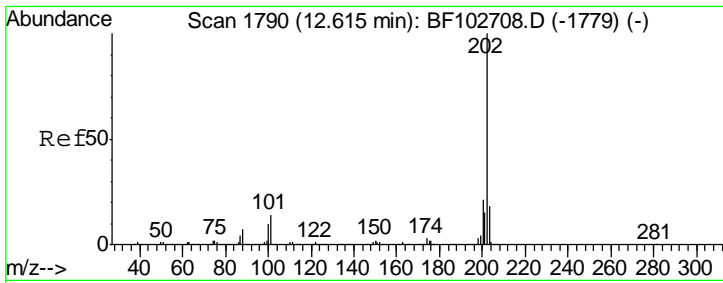
Tgt Ion	Resp	Lower	Upper
178	100		
176	19.5	15.8	23.8
179	16.0	13.0	19.6



#71
 Anthracene
 Concen: 3.182 ng
 RT: 11.48 min Scan# 1597
 Delta R.T. -0.01 min
 Lab File: BF103138.D
 Acq: 21 Feb 2018 16:05

Tgt Ion	Resp	Lower	Upper
178	100		
176	19.4	15.4	23.2
179	14.0	12.6	19.0

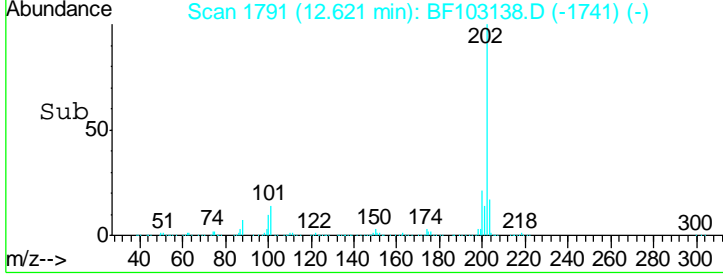
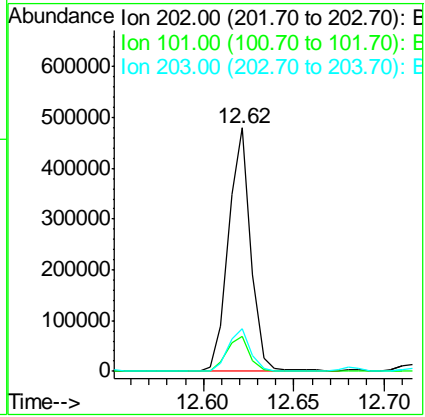
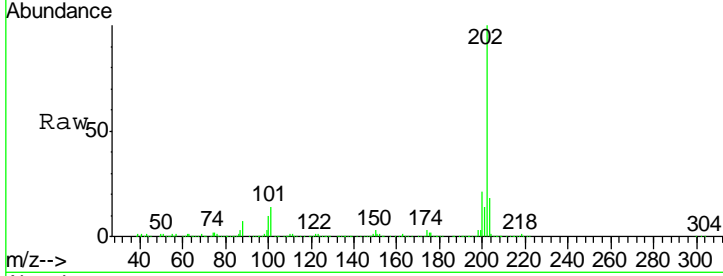




#74
 Fluoranthene
 Concen: 16.788 ng
 RT: 12.62 min Scan# 1791
 Delta R.T. -0.01 min
 Lab File: BF103138.D
 Acq: 21 Feb 2018 16:05

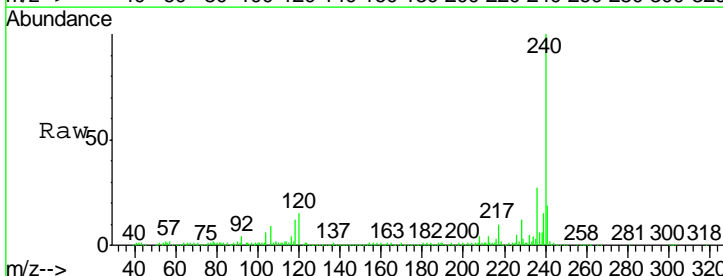
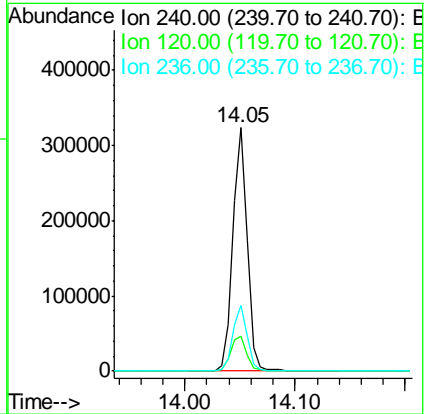
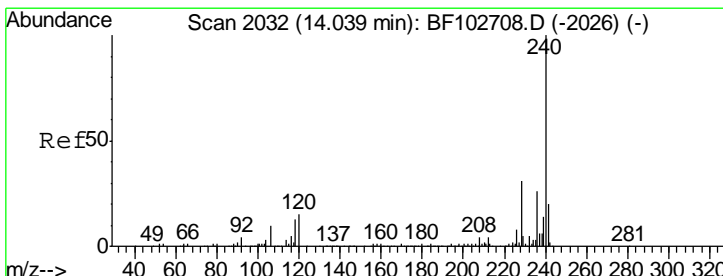
Instrument :
 BNA_F
ClientSampled :
 TP-9-10

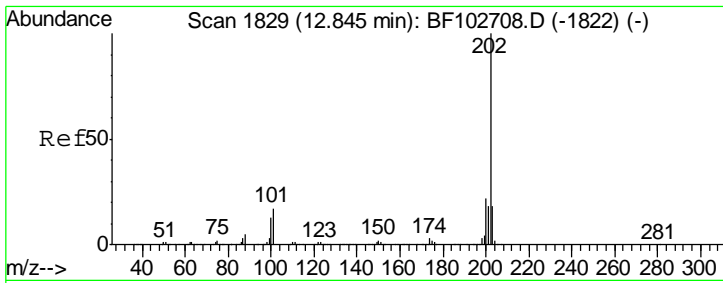
Tgt Ion	Resp	Lower	Upper
202	409860		
101	14.2	0.0	34.1
203	17.6	0.0	38.1



#75
 Chrysene-d12
 Concen: 20.000 ng
 RT: 14.05 min Scan# 2034
 Delta R.T. -0.01 min
 Lab File: BF103138.D
 Acq: 21 Feb 2018 16:05

Tgt Ion	Resp	Lower	Upper
240	298552		
120	14.5	9.5	14.3#
236	26.7	20.7	31.1

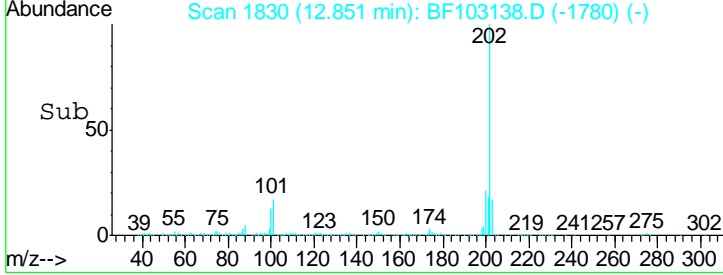
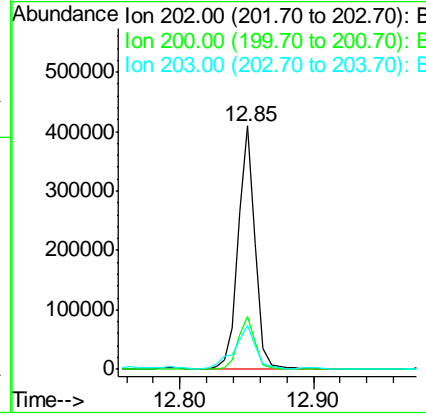
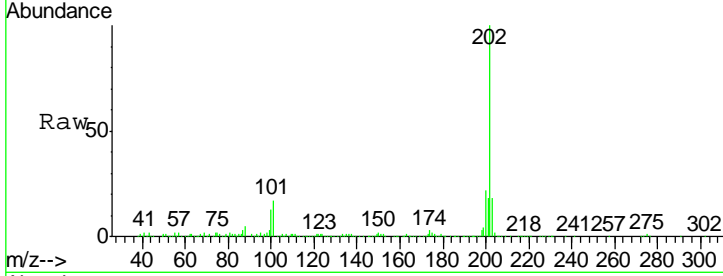




#77
 Pyrene
 Concen: 15.521 ng
 RT: 12.85 min Scan# 1830
 Delta R.T. -0.01 min
 Lab File: BF103138.D
 Acq: 21 Feb 2018 16:05

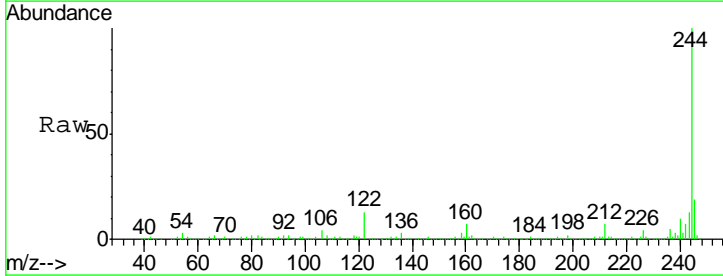
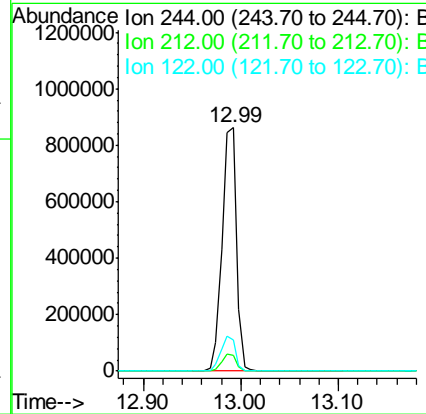
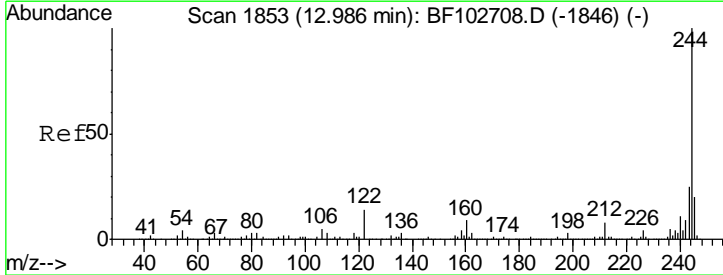
Instrument :
 BNA_F
 ClientSampled :
 TP-9-10

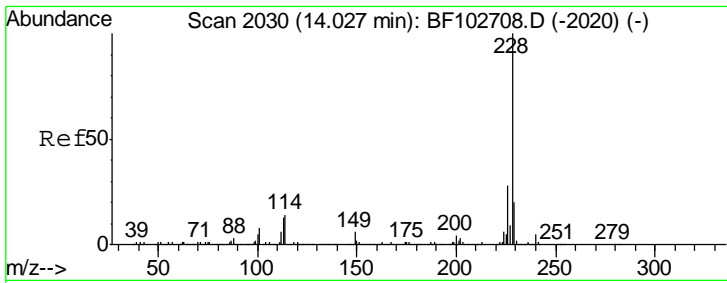
Tgt Ion	Resp	Lower	Upper
202	363369		
200	21.5	17.4	26.2
203	17.8	14.3	21.5



#78
 Terphenyl-d14
 Concen: 70.298 ng
 RT: 12.99 min Scan# 1854
 Delta R.T. -0.00 min
 Lab File: BF103138.D
 Acq: 21 Feb 2018 16:05

Tgt Ion	Resp	Lower	Upper
244	886390		
212	6.7	5.4	8.0
122	12.6	11.0	16.4

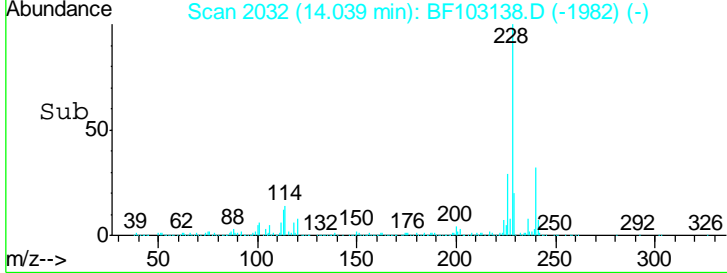
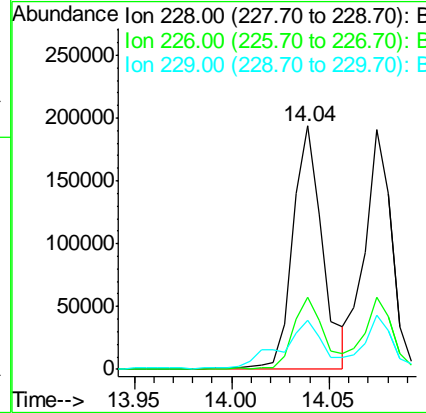
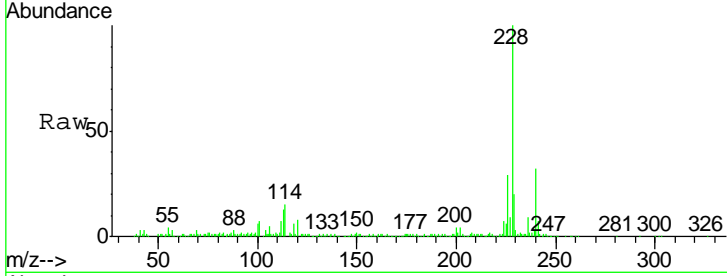




#80
 Benzo(a)anthracene
 Concen: 10.841 ng
 RT: 14.04 min Scan# 2032
 Delta R.T. -0.01 min
 Lab File: BF103138.D
 Acq: 21 Feb 2018 16:05

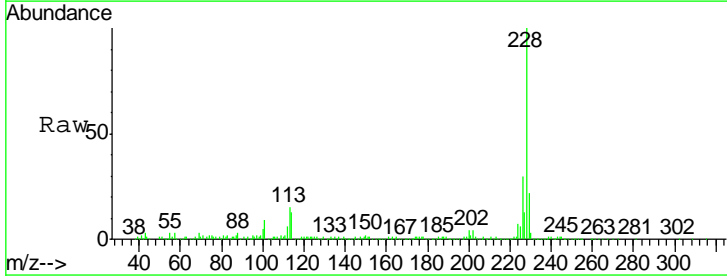
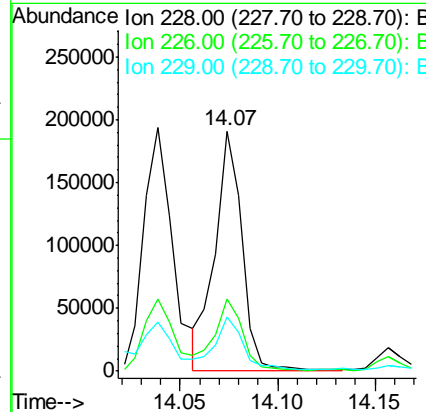
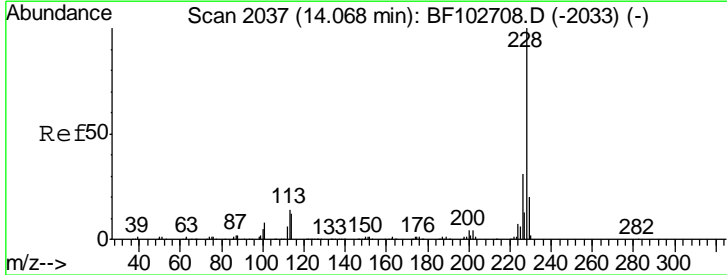
Instrument :
 BNA_F
 ClientSampled :
 TP-9-10

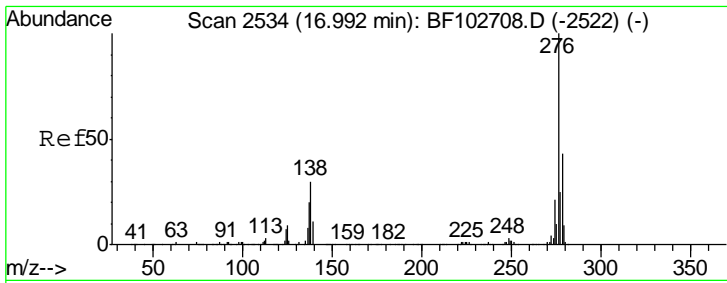
Tgt Ion	Resp	Lower	Upper
228	100		
226	29.4	22.6	33.8
229	20.3	15.8	23.6



#82
 Chrysene
 Concen: 9.710 ng
 RT: 14.07 min Scan# 2038
 Delta R.T. -0.01 min
 Lab File: BF103138.D
 Acq: 21 Feb 2018 16:05

Tgt Ion	Resp	Lower	Upper
228	100		
226	30.2	25.0	37.6
229	22.4	16.2	24.4

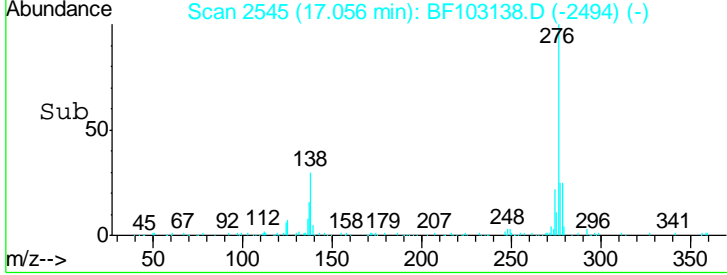
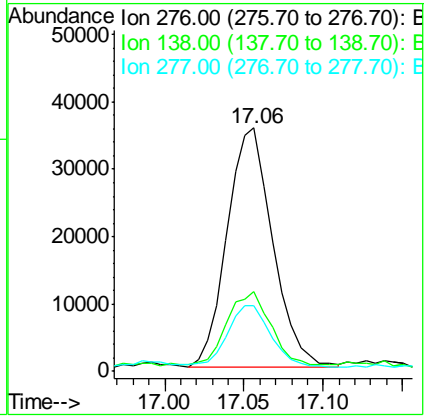
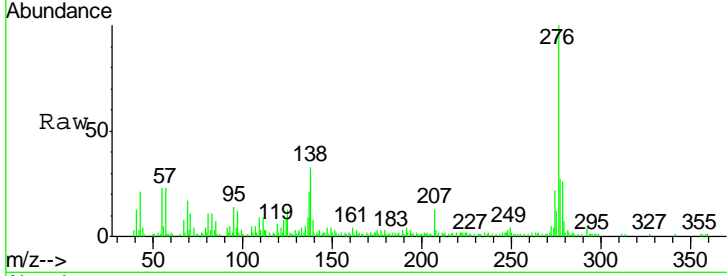




#85
 Indeno(1,2,3-cd)pyrene
 Concen: 4.500 ng
 RT: 17.06 min Scan# 2545
 Delta R.T. -0.00 min
 Lab File: BF103138.D
 Acq: 21 Feb 2018 16:05

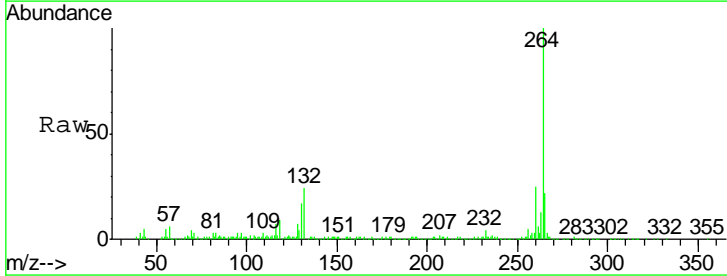
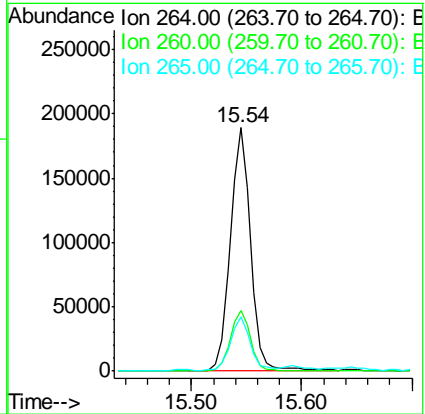
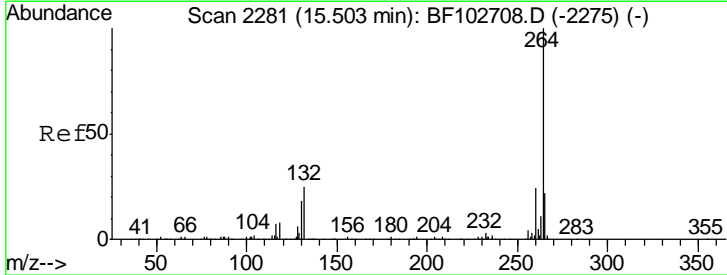
Instrument :
 BNA_F
ClientSampleID :
 TP-9-10

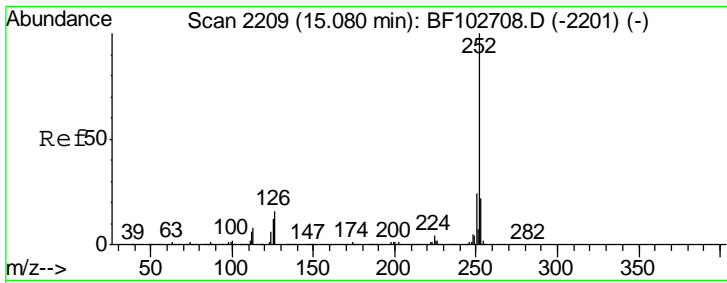
Tgt Ion	Resp	Lower	Upper
276	70635		
138	28.8	25.0	37.6
277	24.8	20.1	30.1



#86
 Perylene-d12
 Concen: 20.000 ng
 RT: 15.54 min Scan# 2288
 Delta R.T. -0.00 min
 Lab File: BF103138.D
 Acq: 21 Feb 2018 16:05

Tgt Ion	Resp	Lower	Upper
264	241408		
260	25.1	19.2	28.8
265	22.2	17.5	26.3

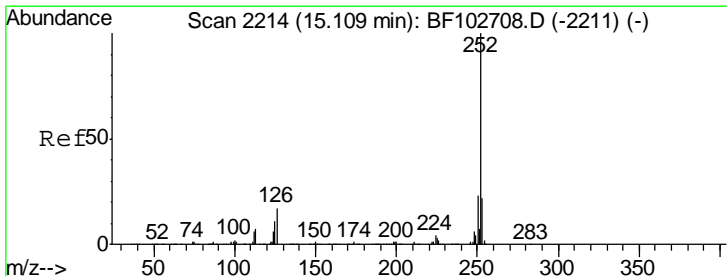
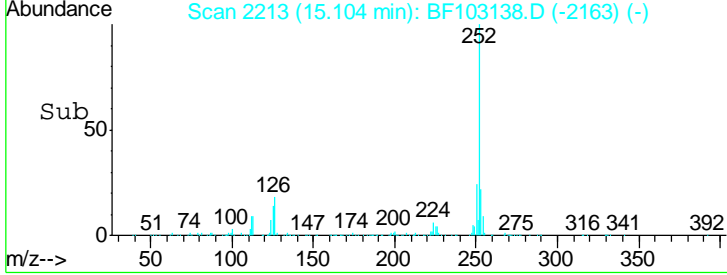
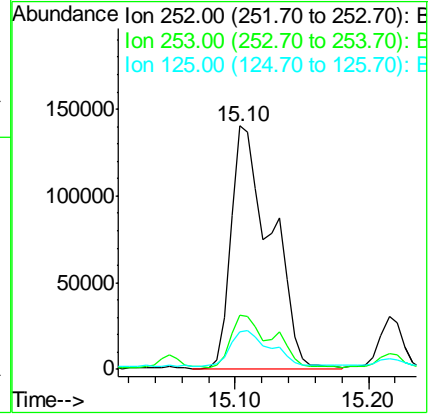
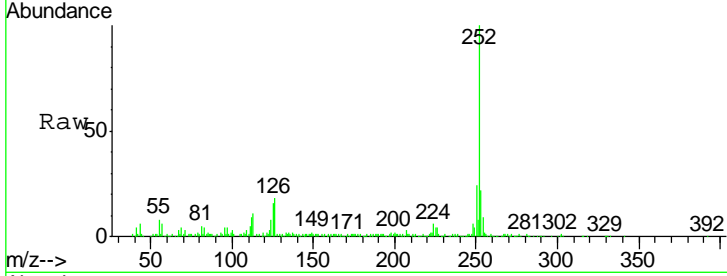




#87
 Benzo(b)fluoranthene
 Concen: 18.581 ng
 RT: 15.10 min Scan# 2213
 Delta R.T. -0.01 min
 Lab File: BF103138.D
 Acq: 21 Feb 2018 16:05

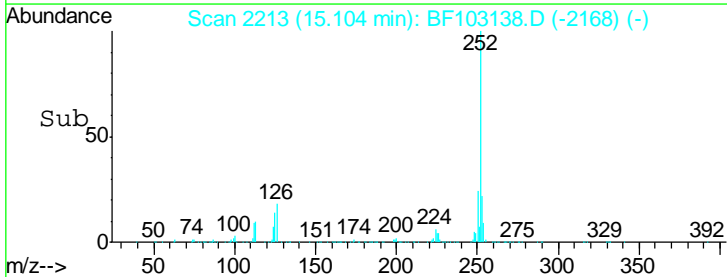
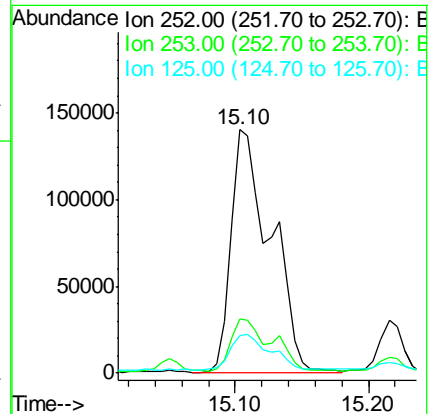
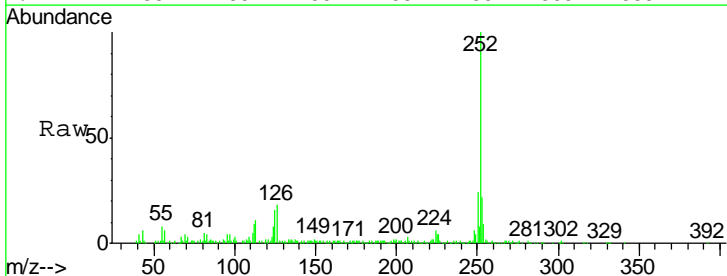
Instrument :
 BNA_F
 ClientSampled :
 TP-9-10

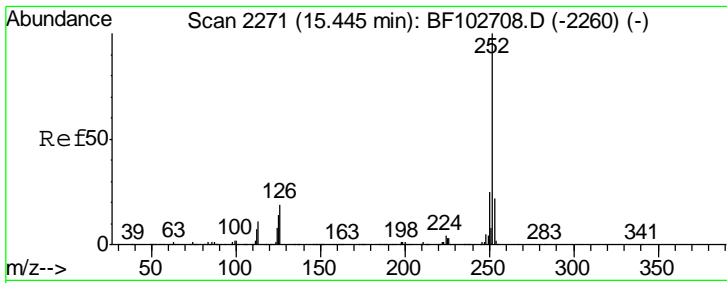
Tgt Ion	Resp	Lower	Upper
252	100		
253	22.4	17.0	25.6
125	15.6	9.0	13.6#



#88
 Benzo(k)fluoranthene
 Concen: 19.446 ng
 RT: 15.10 min Scan# 2213
 Delta R.T. -0.04 min
 Lab File: BF103138.D
 Acq: 21 Feb 2018 16:05

Tgt Ion	Resp	Lower	Upper
252	100		
253	22.4	17.9	26.9
125	15.6	10.2	15.2#

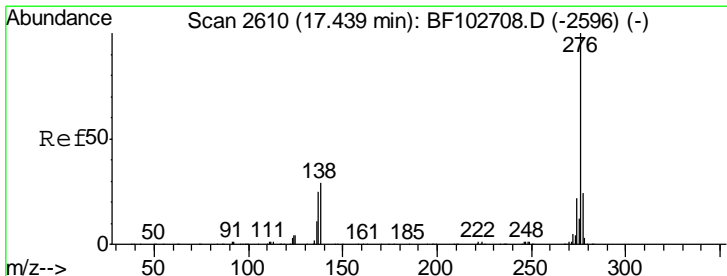
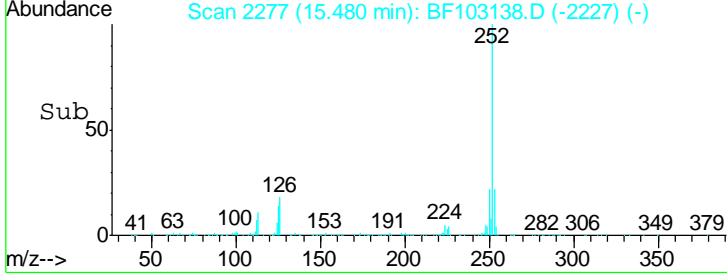
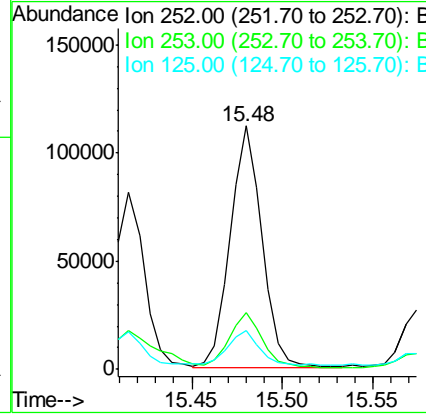
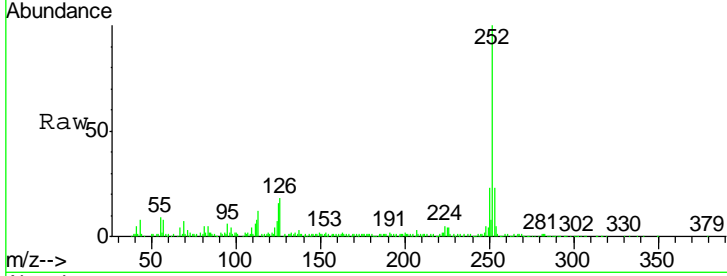




#89
 Benzo(a)pyrene
 Concen: 9.687 ng
 RT: 15.48 min Scan# 2277
 Delta R.T. -0.01 min
 Lab File: BF103138.D
 Acq: 21 Feb 2018 16:05

Instrument :
 BNA_F
 ClientSampled :
 TP-9-10

Tgt Ion	Resp	Lower	Upper
252	136467		
253	23.1	17.1	25.7
125	15.9	9.8	14.6#



#91
 Benzo(g,h,i)perylene
 Concen: 5.994 ng
 RT: 17.52 min Scan# 2623
 Delta R.T. -0.01 min
 Lab File: BF103138.D
 Acq: 21 Feb 2018 16:05

Tgt Ion	Resp	Lower	Upper
276	67085		
277	23.1	17.9	26.9
138	28.8	21.8	32.8

