LSC Area Percent Report

Data Path : Z:\SVOASRV\HPCHEM1\BNA F\DATA\BF022520\
Data File : BF119075.D
Acq On : 25 Feb 2020 20:16
Operator : CG/JU
Sample : L1635-15
Misc :
ALS Vial : 13 Sample Multiplier: 1

Instrument :
BNA_F
ClientSampleId :
LIED-TS002-01

Integration Parameters: rteint.p
Integrator: RTE
Smoothing : ON Filtering: 5
Sampling : 1 Min Area: 3 % of largest Peak
Start Thrs: 0.2 Max Peaks: 100
Stop Thrs : 0 Peak Location: TOP

If leading or trailing edge < 100 prefer < Baseline drop else tangent >
Peak separation: 5

Method : Z:\SVOASRV\HPCHEM1\BNA_F\METHODS\8270-BF022020.M
Title : ASP BNA STANDARDS FOR 5 POINT CALIBRATION

Signal : TIC

peak #	R.T. min	first scan	max scan	last scan	PK TY	peak height	corr. area	corr. % max.	% of total
1	4.981	489	492	504	rVB	49976	70191	1.52%	0.208%
2	5.381	556	560	581	rBV	2890369	3095990	67.04%	9.180%
3	6.398	728	733	751	rBV	2829193	3126088	67.69%	9.269%
4	6.751	789	793	803	rBV	1282389	1104318	23.91%	3.274%
5	6.910	815	820	823	rBV	2892704	2767114	59.92%	8.204%
6	7.316	884	889	892	rBV	2054660	2044847	44.28%	6.063%
7	8.034	1006	1011	1028	rBV	1524714	1464667	31.72%	4.343%
8	9.110	1188	1194	1197	rBV	4399476	4322158	93.59%	12.815%
9	9.498	1257	1260	1269	rVB	215289	214752	4.65%	0.637%
10	9.786	1303	1309	1319	rBV	1883755	1817625	39.36%	5.389%
11	10.575	1438	1443	1456	rBV	3097668	2947977	63.83%	8.741%
12	11.269	1557	1561	1569	rBV	2012513	1882306	40.76%	5.581%
13	11.798	1647	1651	1663	rBV	278843	314906	6.82%	0.934%
14	12.580	1781	1784	1791	rBV	65652	79717	1.73%	0.236%
15	12.851	1825	1830	1833	rBV	5124080	4618122	100.00%	13.693%
16	13.745	1978	1982	1997	rBV	364142	562850	12.19%	1.669%
17	13.904	2005	2009	2020	rVB	1554852	1526402	33.05%	4.526%
18	14.368	2085	2088	2100	rBV4	59520	96540	2.09%	0.286%
19	14.663	2136	2138	2142	rVB	54887	54562	1.18%	0.162%
20	14.739	2147	2151	2155	rBV	243795	241005	5.22%	0.715%
21	14.986	2189	2193	2196	rBV	77802	80436	1.74%	0.238%
22	15.327	2246	2251	2262	rBV	935732	1218911	26.39%	3.614%
23	15.751	2319	2323	2328	rBV2	51576	75360	1.63%	0.223%

Sum of corrected areas: 33726844

LSC Report - Integrated Chromatogram

Data Path : Z:\SVOASRV\HPCHEM1\BNA F\DATA\BF022520\
Data File : BF119075.D
Acq On : 25 Feb 2020 20:16
Operator : CG/JU
Sample : L1635-15
Misc :
ALS Vial : 13 Sample Multiplier: 1

Instrument :
BNA_F
ClientSampleId :
LIED-TS002-01

Quant Method : Z:\SVOASRV\HPCHEM1\BNA_F\METHODS\8270-BF022020.M
Quant Title : ASP BNA STANDARDS FOR 5 POINT CALIBRATION

TIC Library : C:\DATABASE\NIST11.L
TIC Integration Parameters: LSCINT.P

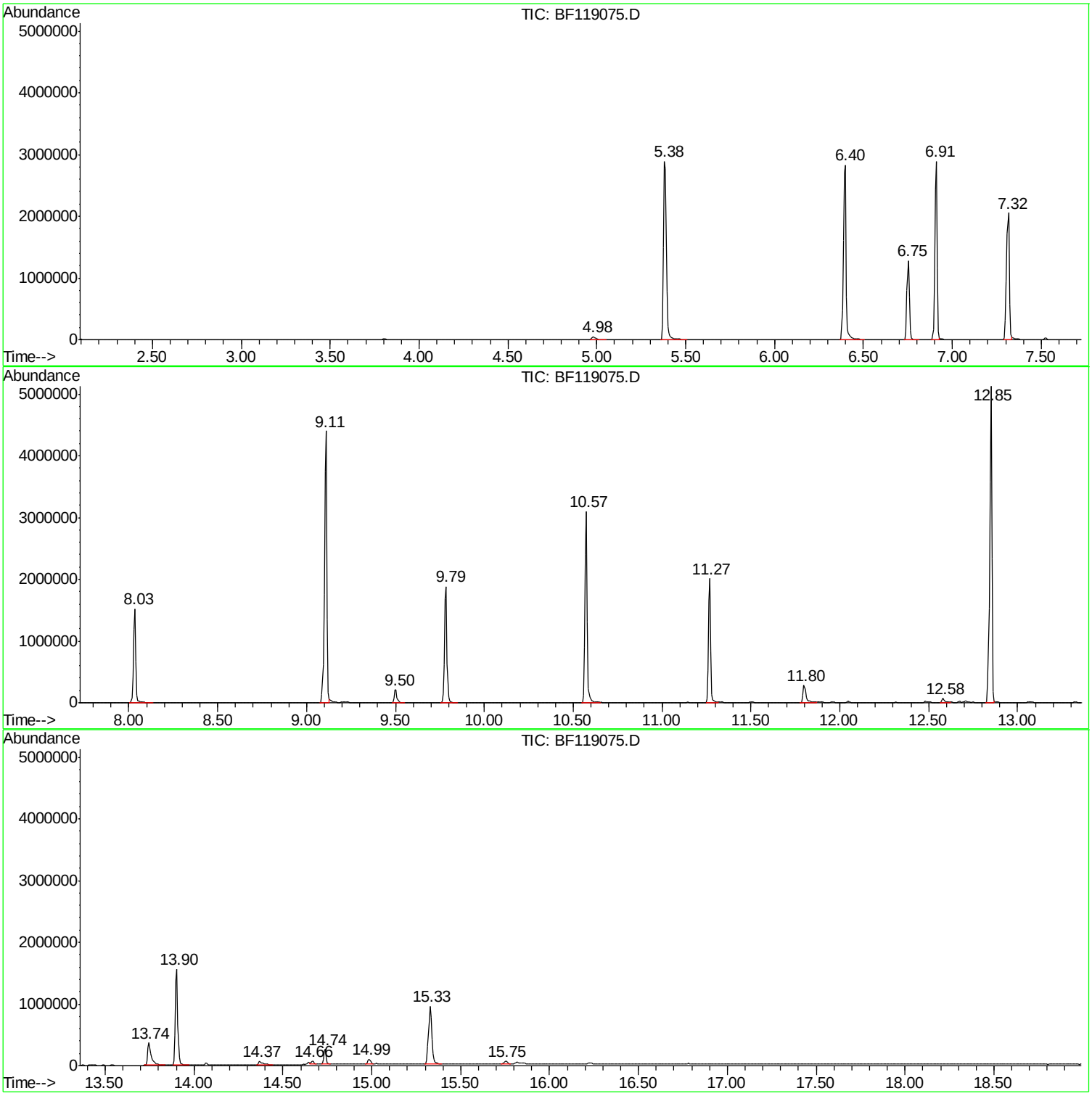

Library Search Compound Report

Data Path : Z:\SVOASRV\HPCHEM1\BNA F\DATA\BF022520\
Data File : BF119075.D
Acq On : 25 Feb 2020 20:16
Operator : CG/JU
Sample : L1635-15
Misc :
ALS Vial : 13 Sample Multiplier: 1

Instrument :
BNA_F
ClientSampleId :
LIED-TS002-01

Quant Method : Z:\SVOASRV\HPCHEM1\BNA_F\METHODS\8270-BF022020.M
Quant Title : ASP BNA STANDARDS FOR 5 POINT CALIBRATION

TIC Library : C:\DATABASE\NIST11.L
TIC Integration Parameters: LSCINT.P

****

Peak Number 2 n-Hexadecanoic acid Concentration Rank 4

R.T.	EstConc	Area	Relative to ISTD	R.T.
11.80	3.35 ng	314906	Phenanthrene-d10	11.27

Hit# of 5	Tentative ID	MW	MolForm	CAS#	Qual
1	n-Hexadecanoic acid	256	C16H32O2	000057-10-3	99
2	Tridecanoic acid	214	C13H26O2	000638-53-9	64
3	Pentadecanoic acid	242	C15H30O2	001002-84-2	62
4	n-Decanoic acid	172	C10H20O2	000334-48-5	55
5	Tetradecanoic acid	228	C14H28O2	000544-63-8	52

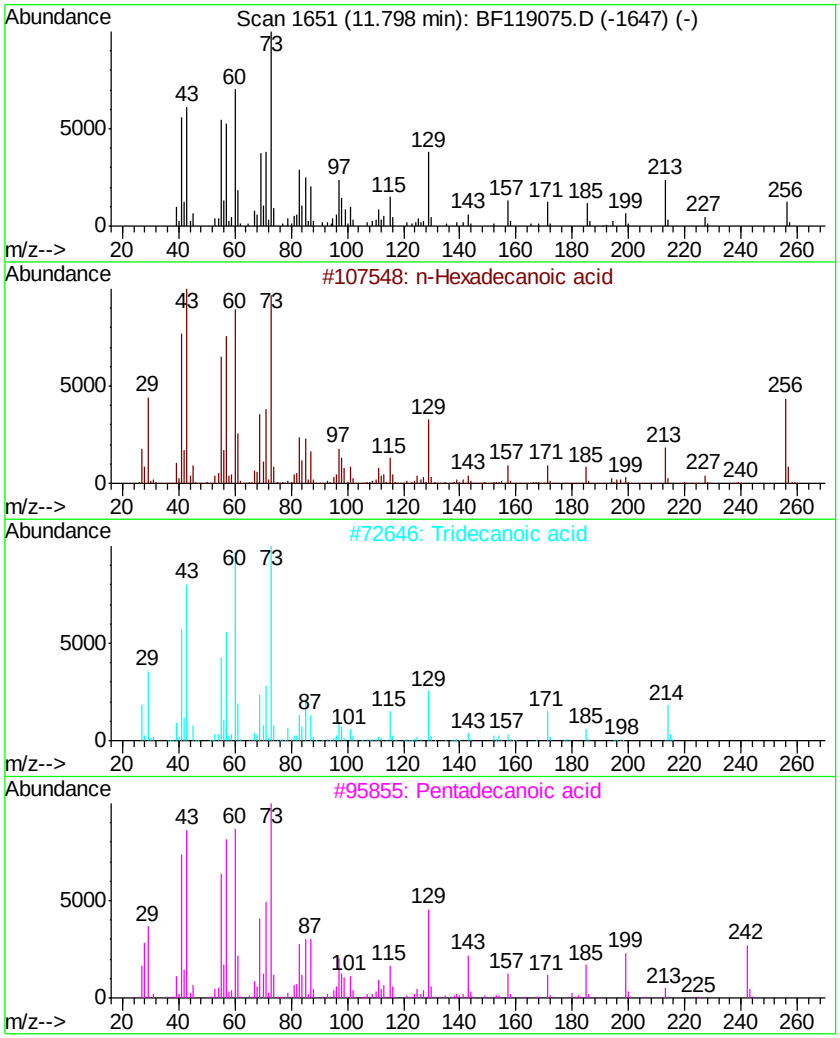

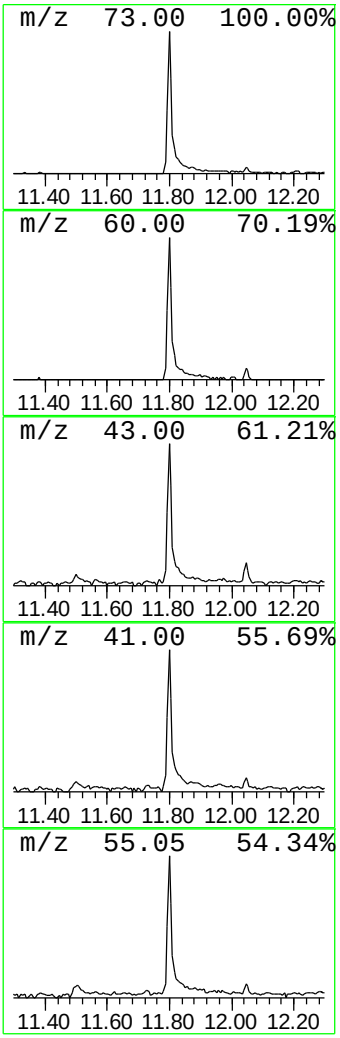

Library Search Compound Report

Data Path : Z:\SVOASRV\HPCHEM1\BNA F\DATA\BF022520\
Data File : BF119075.D
Acq On : 25 Feb 2020 20:16
Operator : CG/JU
Sample : L1635-15
Misc :
ALS Vial : 13 Sample Multiplier: 1

Instrument :
BNA_F
ClientSampleId :
LIED-TS002-01

Quant Method : Z:\SVOASRV\HPCHEM1\BNA_F\METHODS\8270-BF022020.M
Quant Title : ASP BNA STANDARDS FOR 5 POINT CALIBRATION

TIC Library : C:\DATABASE\NIST11.L
TIC Integration Parameters: LSCINT.P

****

Peak Number 3 Cyclopentadecane Concentration Rank 2

R.T.	EstConc	Area	Relative to ISTD	R.T.
13.75	7.37 ng	562850	Chrysene-d12	13.90

Hit# of 5	Tentative ID	MW	MolForm	CAS#	Qual
1	Cyclopentadecane	210	C15H30	000295-48-7	95
2	Behenic alcohol	326	C22H46O	000661-19-8	95
3	n-Tetracosanol-1	354	C24H50O	000506-51-4	95
4	1-Heptacosanol	396	C27H56O	002004-39-9	95
5	n-Nonadecanol-1	284	C19H40O	001454-84-8	95

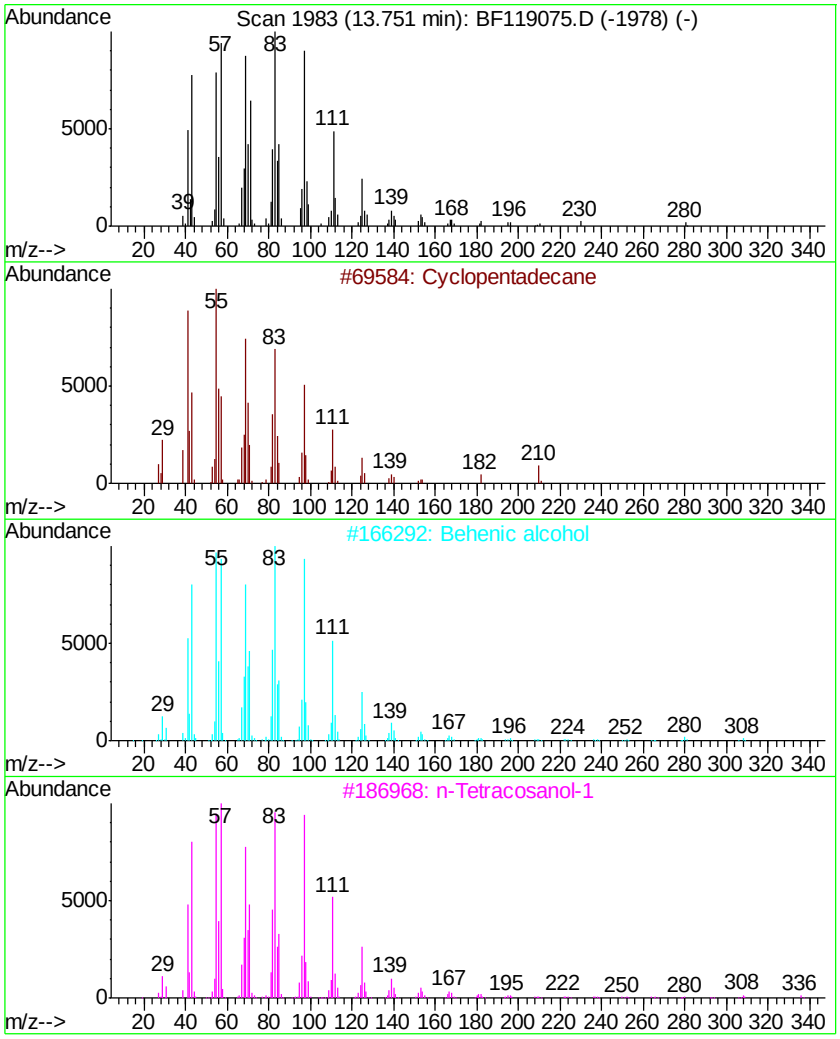

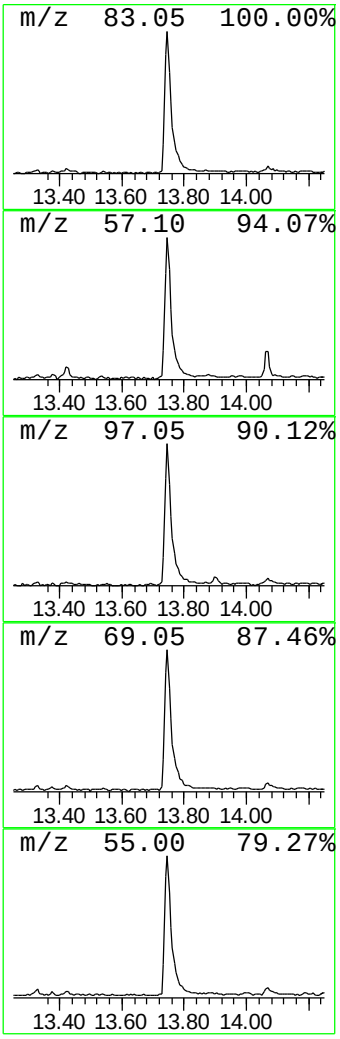

Library Search Compound Report

Data Path : Z:\SVOASRV\HPCHEM1\BNA F\DATA\BF022520\
Data File : BF119075.D
Acq On : 25 Feb 2020 20:16
Operator : CG/JU
Sample : L1635-15
Misc :
ALS Vial : 13 Sample Multiplier: 1

Instrument :
BNA_F
ClientSampleId :
LIED-TS002-01

Quant Method : Z:\SVOASRV\HPCHEM1\BNA_F\METHODS\8270-BF022020.M
Quant Title : ASP BNA STANDARDS FOR 5 POINT CALIBRATION

TIC Library : C:\DATABASE\NIST11.L
TIC Integration Parameters: LSCINT.P

****

Peak Number 4 Supraene Concentration Rank 3

R.T.	EstConc	Area	Relative to ISTD	R.T.
14.74	3.95 ng	241005	Perylene-d12	15.33

Hit# of 5	Tentative ID	MW	MolForm	CAS#	Qual
1	Supraene	410	C30H50	007683-64-9	91
2	Squalene	410	C30H50	000111-02-4	91
3	4,8,12-Tetradecatrienal, 5,9,13-...	248	C17H28O	066408-55-7	72
4	7,11-Dimethyldodeca-2,6,10-trien...	208	C14H24O	125529-10-4	64
5	1,5,9-Decatriene, 2,3,5,8-tetram...	192	C14H24	230646-72-7	59

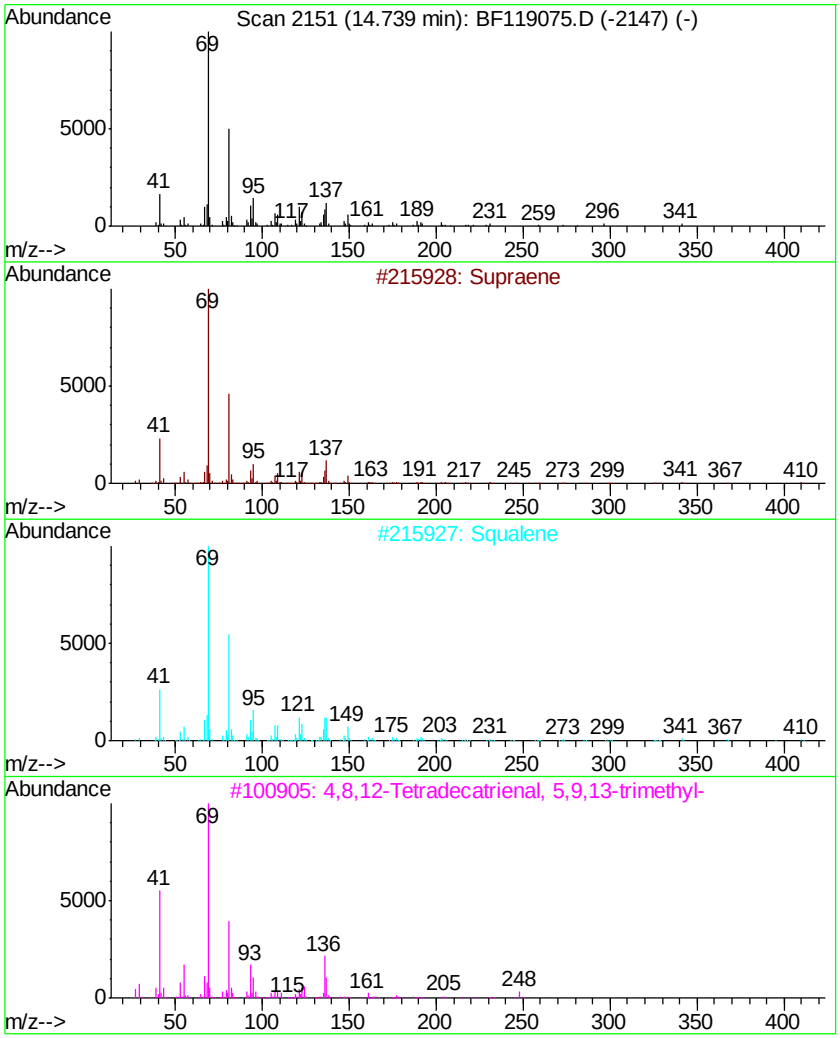

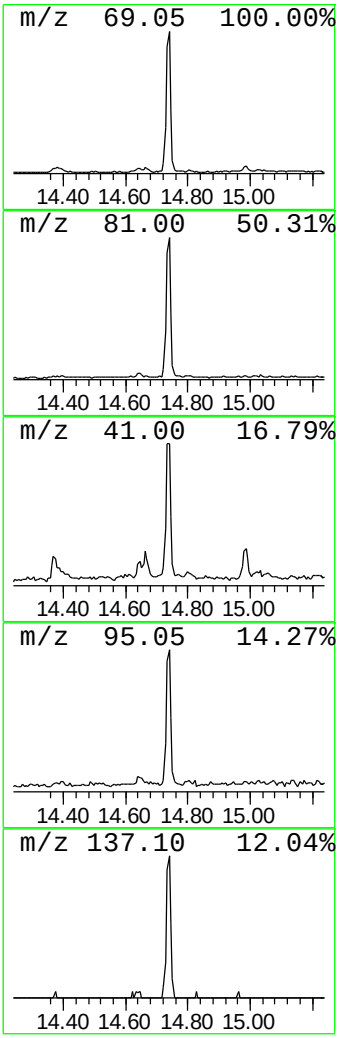

Tentatively Identified Compound (LSC) summary

Data Path : Z:\SVOASRV\HPCHEM1\BNA_F\DATA\BF022520\
Data File : BF119075.D
Acq On : 25 Feb 2020 20:16
Operator : CG/JU
Sample : L1635-15
Misc :
ALS Vial : 13 Sample Multiplier: 1

Instrument :
BNA_F
ClientSampleId :
LIED-TS002-01

Quant Method : Z:\SVOASRV\HPCHEM1\BNA_F\METHODS\8270-BF022020.M
Quant Title : ASP BNA STANDARDS FOR 5 POINT CALIBRATION

TIC Library : C:\DATABASE\NIST11.L
TIC Integration Parameters: LSCINT.P

TIC Top Hit name	RT	EstConc	Units	Response	Internal Standard #	RT	Resp	Conc
n-Hexadecanoic acid	11.80	3.4	ng	314906	4	11.27	1882310	20.0
Cyclopentadecane	13.75	7.4	ng	562850	5	13.90	1526400	20.0
Supraene	14.74	4.0	ng	241005	6	15.33	1218910	20.0