

Data Path : Z:\HPCHEM1\BNA F\DATA\BF031318\
 Data File : BF103616.D
 Acq On : 13 Mar 2018 20:36
 Operator : SJ/JU
 Sample : J1898-03
 Misc :
 ALS Vial : 21 Sample Multiplier: 1

Instrument :
 BNA_F
 ClientSampleId :

Quant Time: Mar 13 22:06:33 2018
 Quant Method : Z:\HPCHEM1\BNA F\METHODS\8270-BF022218.M
 Quant Title : ASP BNA STANDARDS FOR 5 POINT CALIBRATION
 QLast Update : Fri Mar 09 11:47:13 2018
 Response via : Initial Calibration

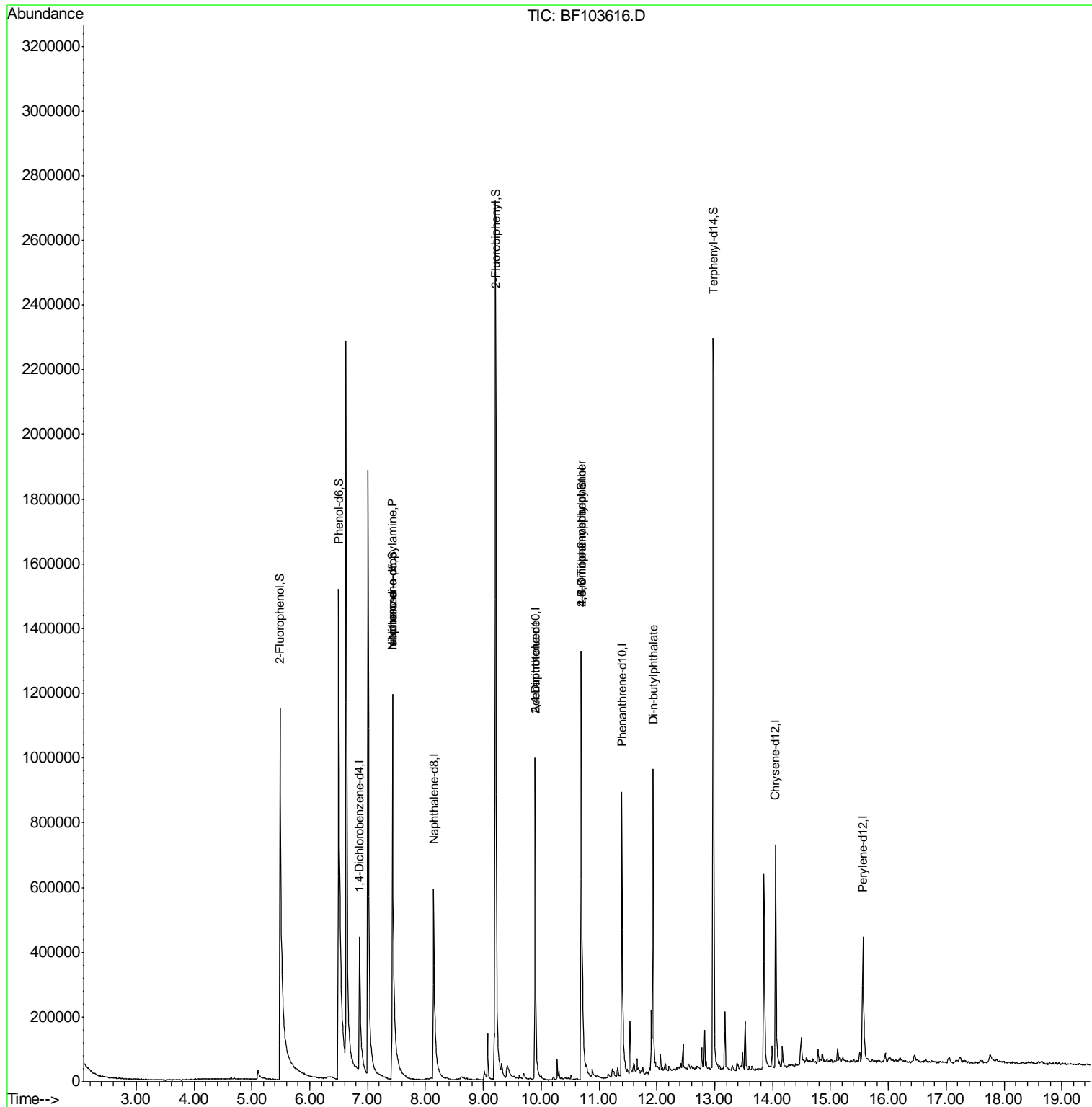
Internal Standards	R.T.	QIon	Response	Conc	Units	Dev(Min)
1) 1,4-Dichlorobenzene-d4	6.86	152	126859	20.00	ng	0.00
21) Naphthalene-d8	8.14	136	556027	20.00	ng	-0.01
38) Acenaphthene-d10	9.90	164	252335	20.00	ng	-0.01
63) Phenanthrene-d10	11.39	188	451614	20.00	ng	-0.01
75) Chrysene-d12	14.05	240	287798	20.00	ng	-0.01
86) Perylene-d12	15.56	264	238495	20.00	ng	0.00
System Monitoring Compounds						
5) 2-Fluorophenol	5.49	112	844870	100.73	ng	0.00
7) Phenol-d6	6.50	99	1087820	105.99	ng	-0.01
23) Nitrobenzene-d5	7.43	82	765897	78.66	ng	-0.01
41) 2,4,6-Tribromophenol	10.70	330	197074	92.27	ng	0.00
44) 2-Fluorobiphenyl	9.21	172	1085045	71.25	ng	-0.01
78) Terphenyl-d14	12.97	244	840845	70.23	ng	-0.01
Target Compounds						
9) Benzaldehyde	6.50	77	1889	Below Cal		Qvalue # 1
19) n-Nitroso-di-n-propylamine	7.43	70	94778	14.837	ng	# 83
25) Isophorone	7.43	82	767260	40.012	ng	# 64
56) 2,4-Dinitrotoluene	9.90	165	31768	5.913	ng	# 24
64) 4,6-Dinitro-2-methylphenol	10.69	198	255	5.029	ng	# 1
66) 4-Bromophenyl-phenylether	10.69	248	14317	3.043	ng	# 1
73) Di-n-butylphthalate	11.93	149	498241	15.689	ng	98

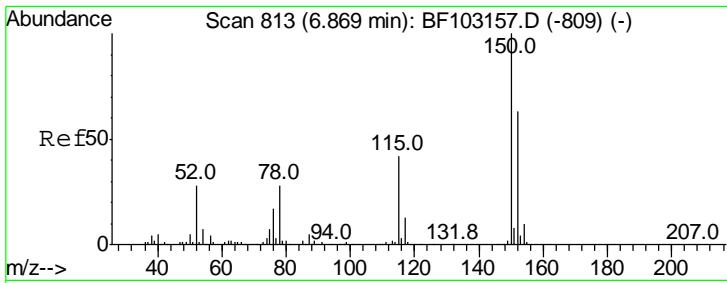
(#) = qualifier out of range (m) = manual integration (+) = signals summed

Data Path : Z:\HPCHEM1\BNA F\DATA\BF031318\
 Data File : BF103616.D
 Acq On : 13 Mar 2018 20:36
 Operator : SJ/JU
 Sample : J1898-03
 Misc :
 ALS Vial : 21 Sample Multiplier: 1

Instrument :
 BNA_F
 ClientSampleId :

Quant Time: Mar 13 22:06:33 2018
 Quant Method : Z:\HPCHEM1\BNA F\METHODS\8270-BF022218.M
 Quant Title : ASP BNA STANDARDS FOR 5 POINT CALIBRATION
 QLast Update : Fri Mar 09 11:47:13 2018
 Response via : Initial Calibration

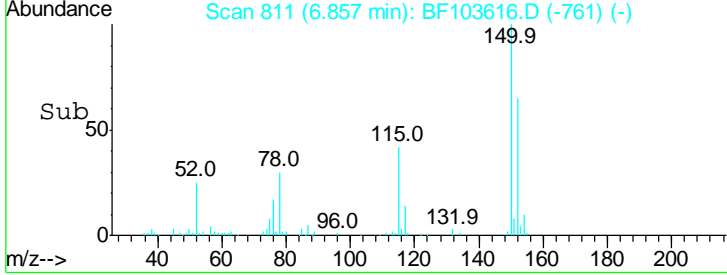
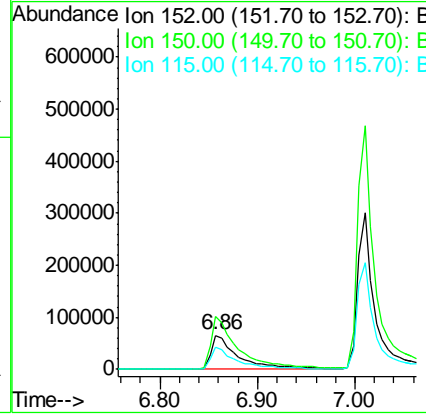
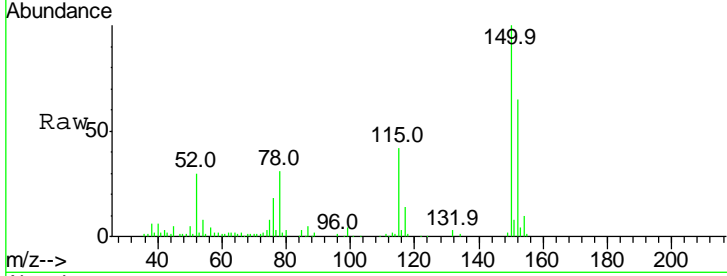




#1
 1,4-Dichlorobenzene-d4
 Concen: 20.000 ng
 RT: 6.86 min Scan# 811
 Delta R.T. -0.01 min
 Lab File: BF103616.D
 Acq: 13 Mar 2018 20:36

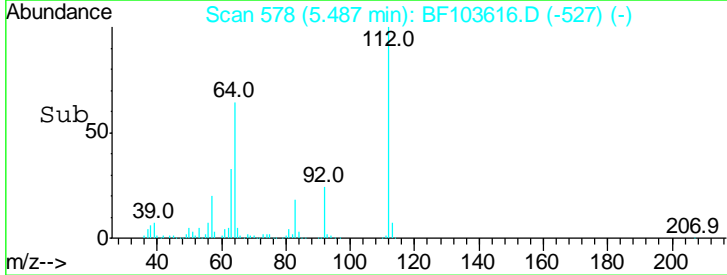
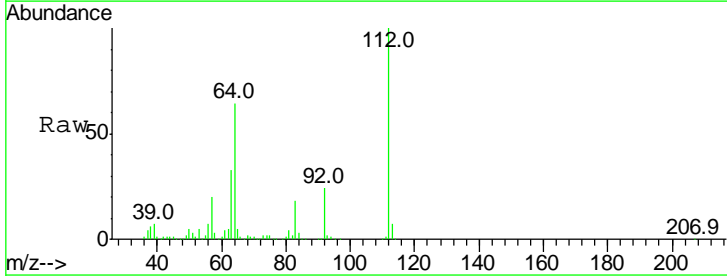
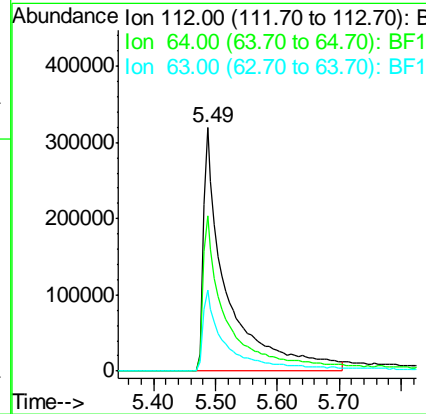
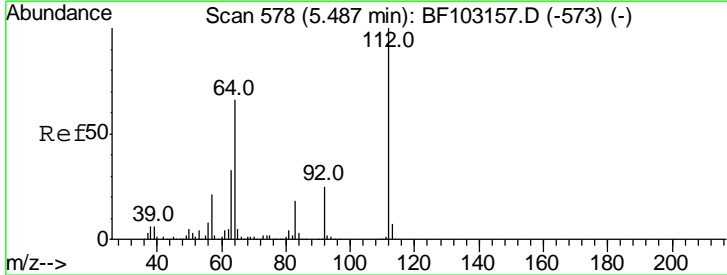
Instrument :
 BNA_F
 ClientSampled :

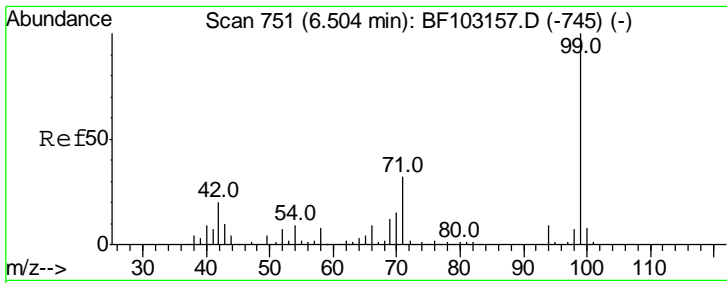
Tgt Ion	Resp	Lower	Upper
152	126859		
152	100		
150	152.7	124.6	186.8
115	63.7	50.1	75.1



#5
 2-Fluorophenol
 Concen: 100.726 ng
 RT: 5.49 min Scan# 578
 Delta R.T. 0.00 min
 Lab File: BF103616.D
 Acq: 13 Mar 2018 20:36

Tgt Ion	Resp	Lower	Upper
112	844870		
112	100		
64	63.6	47.9	71.9
63	33.2	23.7	35.5

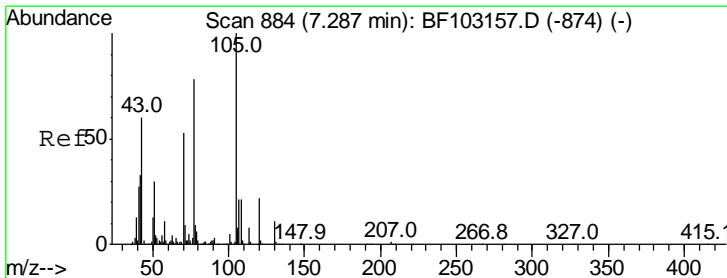
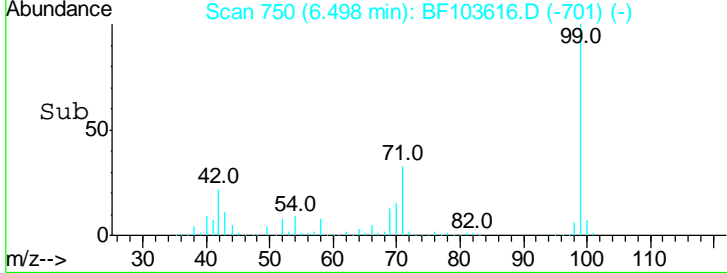
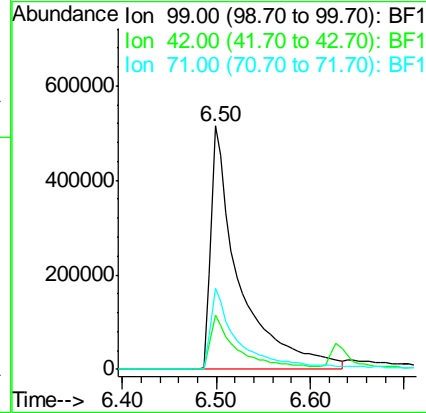
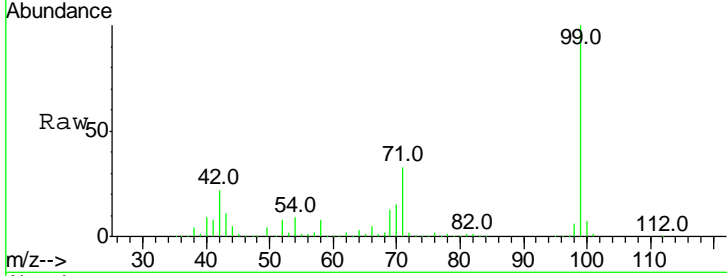




#7
 Phenol-d6
 Concen: 105.987 ng
 RT: 6.50 min Scan# 750
 Delta R.T. -0.01 min
 Lab File: BF103616.D
 Acq: 13 Mar 2018 20:36

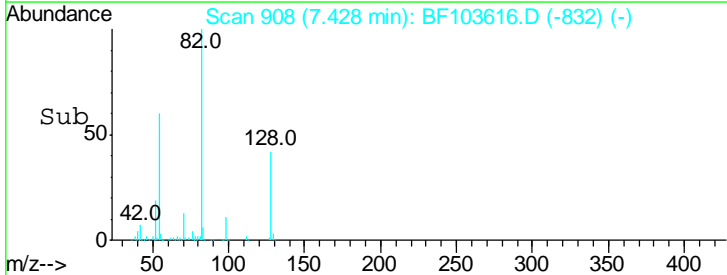
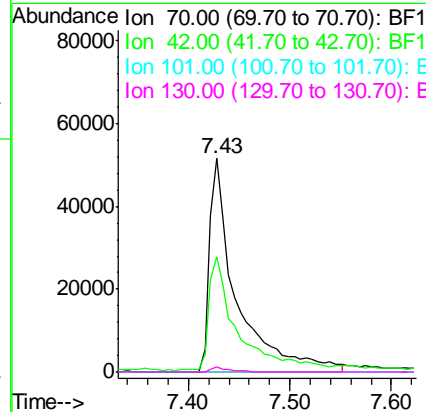
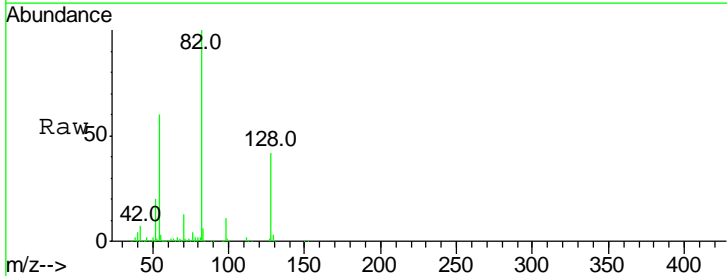
Instrument :
 BNA_F
 ClientSampled :

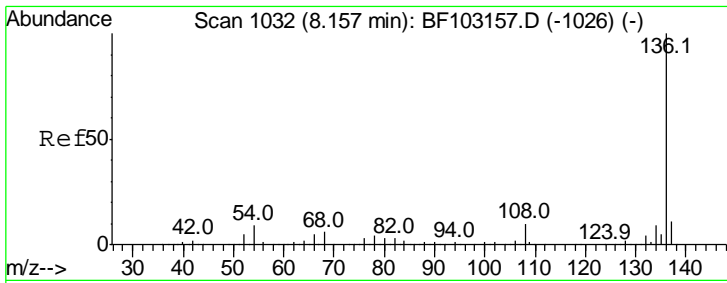
Tgt Ion	Resp	Lower	Upper
99	1087820		
42	22.1	14.5	21.7#
71	33.1	25.4	38.0



#19
 n-Nitroso-di-n-propylamine
 Concen: 14.837 ng
 RT: 7.43 min Scan# 908
 Delta R.T. 0.15 min
 Lab File: BF103616.D
 Acq: 13 Mar 2018 20:36

Tgt Ion	Resp	Lower	Upper
70	94778		
42	53.9	47.5	71.3
101	0.0	7.4	11.2#
130	2.3	16.6	25.0#



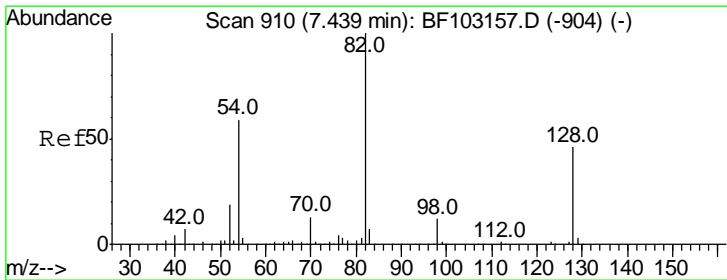
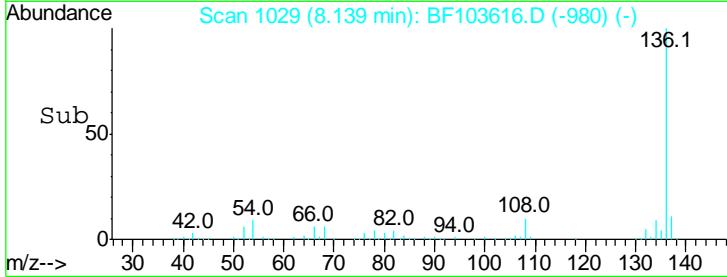
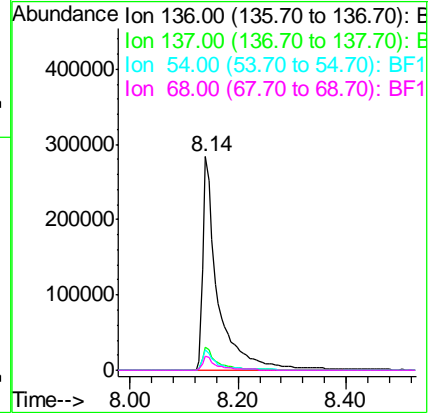
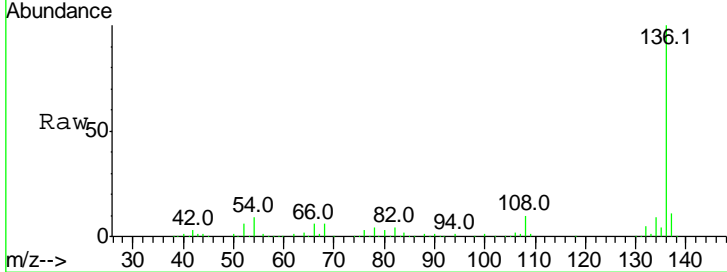


#21
 Naphthalene-d8
 Concen: 20.000 ng
 RT: 8.14 min Scan# 1029
 Delta R.T. -0.01 min
 Lab File: BF103616.D
 Acq: 13 Mar 2018 20:36

Instrument :
 BNA_F
 ClientSampled :

Tgt Ion: 136 Resp: 556027

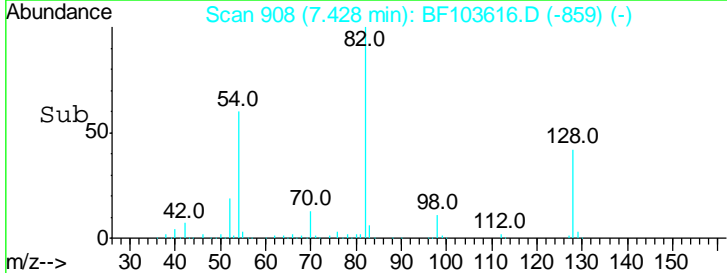
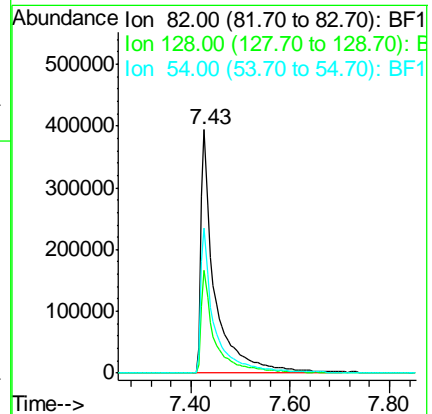
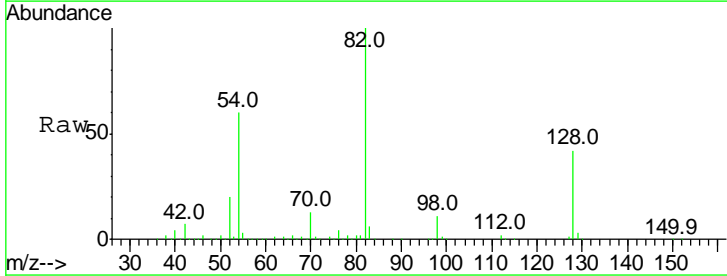
Ion	Ratio	Lower	Upper
136	100		
137	10.9	8.9	13.3
54	9.4	6.6	9.8
68	6.5	5.0	7.4

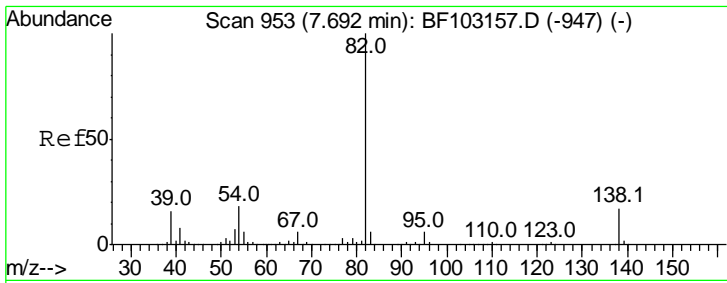


#23
 Nitrobenzene-d5
 Concen: 78.664 ng
 RT: 7.43 min Scan# 908
 Delta R.T. -0.01 min
 Lab File: BF103616.D
 Acq: 13 Mar 2018 20:36

Tgt Ion: 82 Resp: 765897

Ion	Ratio	Lower	Upper
82	100		
128	42.3	36.1	54.1
54	59.8	41.4	62.2

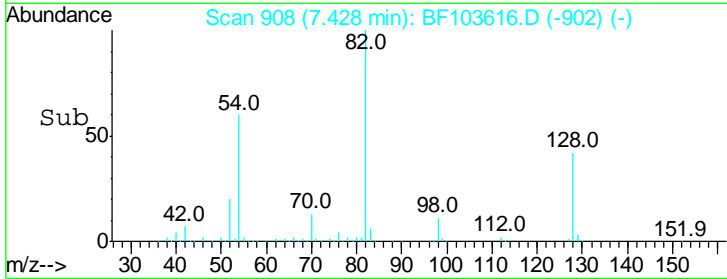
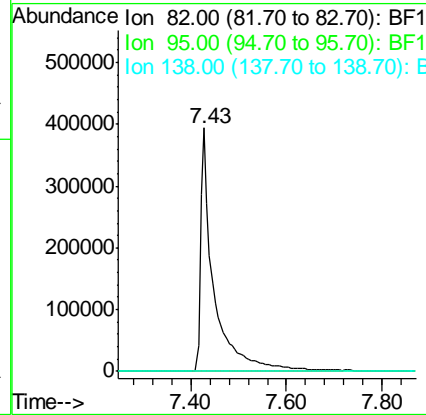
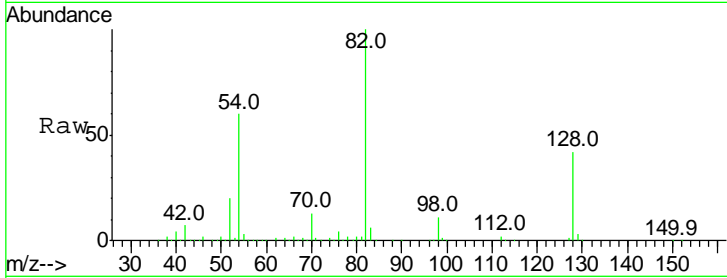




#25
 Isophorone
 Concen: 40.012 ng
 RT: 7.43 min Scan# 908
 Delta R.T. -0.26 min
 Lab File: BF103616.D
 Acq: 13 Mar 2018 20:36

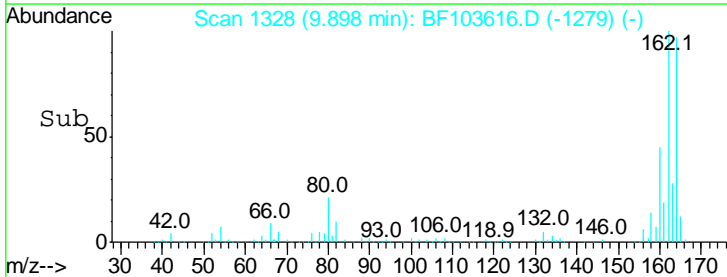
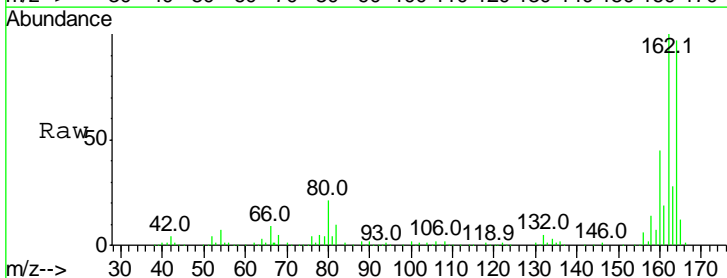
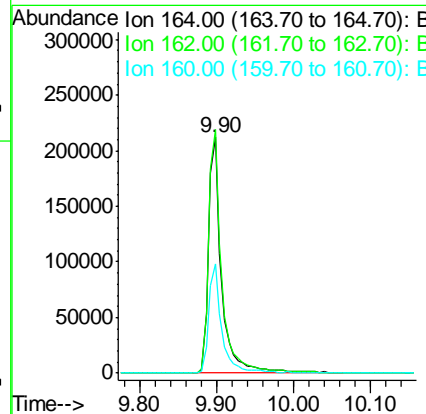
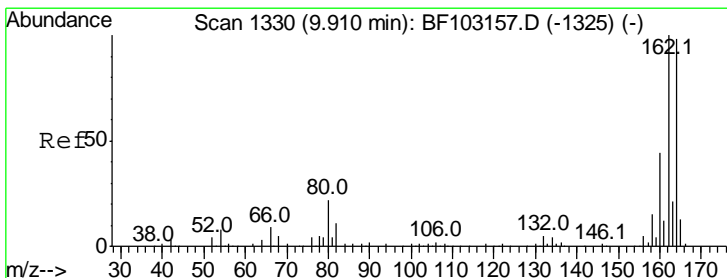
Instrument :
 BNA_F
 ClientSampleId :

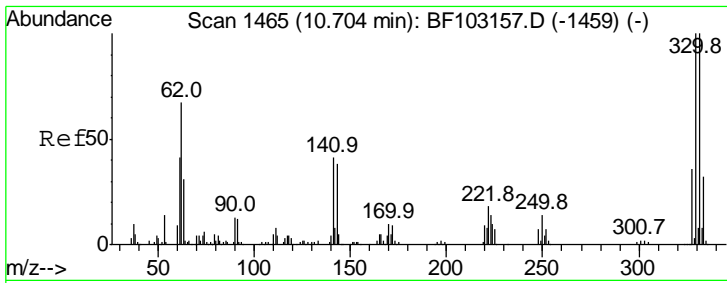
Tgt Ion	Resp	Lower	Upper
82	100		
95	0.0	5.2	7.8#
138	0.0	14.9	22.3#



#38
 Acenaphthene-d10
 Concen: 20.000 ng
 RT: 9.90 min Scan# 1328
 Delta R.T. -0.01 min
 Lab File: BF103616.D
 Acq: 13 Mar 2018 20:36

Tgt Ion	Resp	Lower	Upper
164	100		
162	103.4	86.1	129.1
160	46.4	38.3	57.5

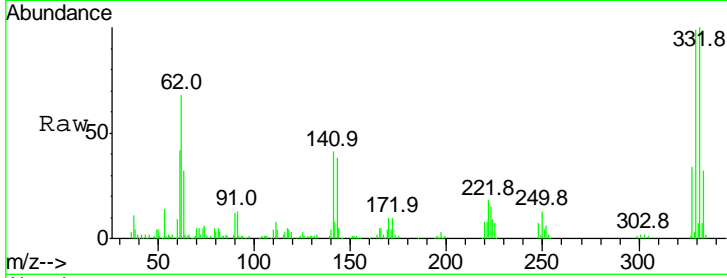




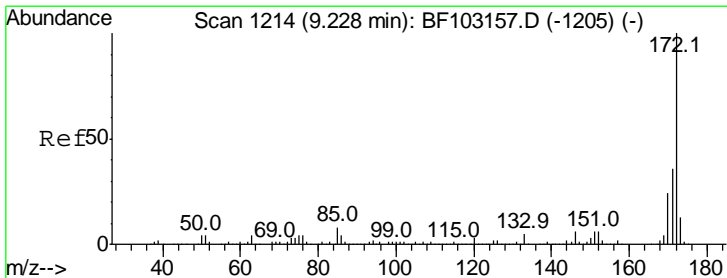
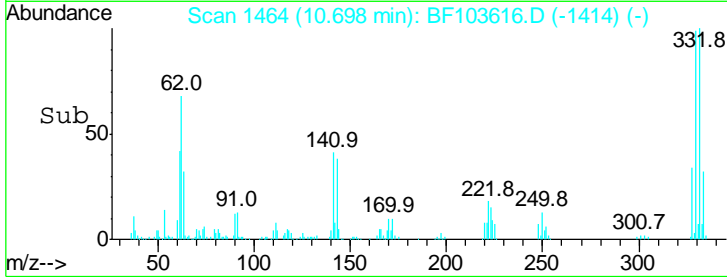
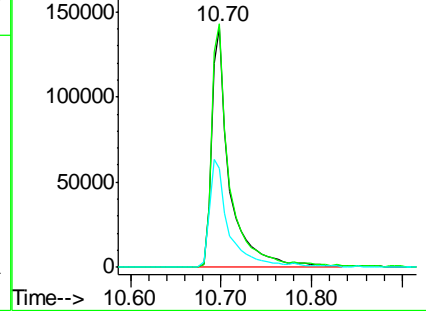
#41
 2,4,6-Tribromophenol
 Concen: 92.268 ng
 RT: 10.70 min Scan# 1464
 Delta R.T. -0.01 min
 Lab File: BF103616.D
 Acq: 13 Mar 2018 20:36

Instrument :
 BNA_F
 ClientSampled :

Tgt Ion	Resp	Lower	Upper
330	100		
332	102.3	77.0	115.6
141	49.4	29.9	44.9#

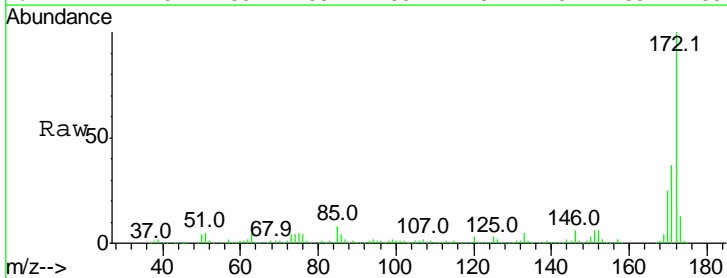


Abundance Ion 329.80 (329.50 to 330.50): E
 Ion 331.80 (331.50 to 332.50): E
 Ion 141.00 (140.70 to 141.70): E

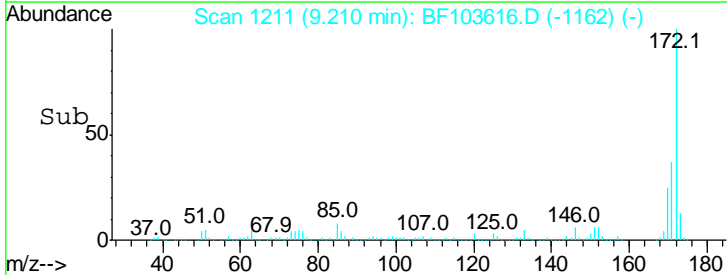
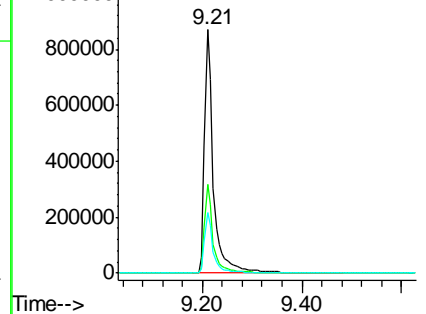


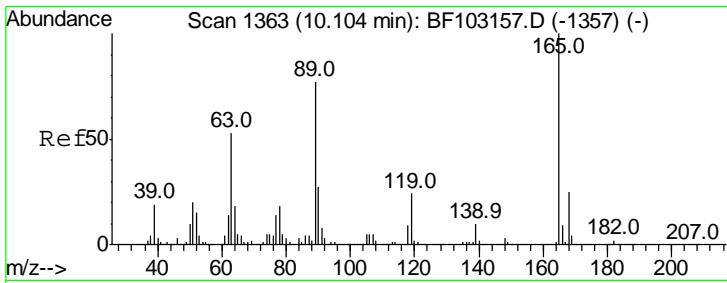
#44
 2-Fluorobiphenyl
 Concen: 71.247 ng
 RT: 9.21 min Scan# 1211
 Delta R.T. -0.01 min
 Lab File: BF103616.D
 Acq: 13 Mar 2018 20:36

Tgt Ion	Resp	Lower	Upper
172	100		
171	36.7	29.7	44.5
170	25.0	19.6	29.4



Abundance Ion 172.00 (171.70 to 172.70): E
 Ion 171.00 (170.70 to 171.70): E
 Ion 170.00 (169.70 to 170.70): E

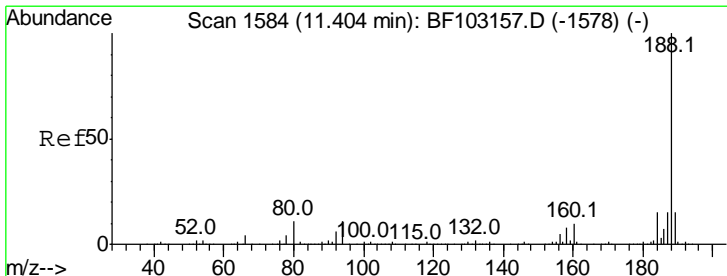
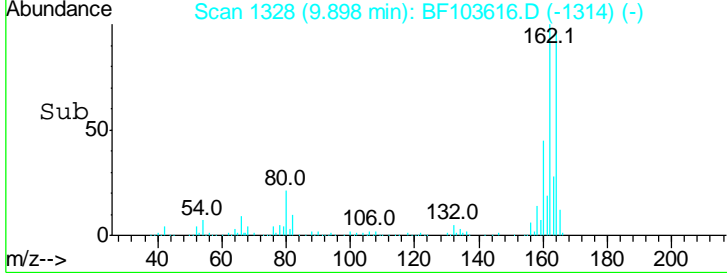
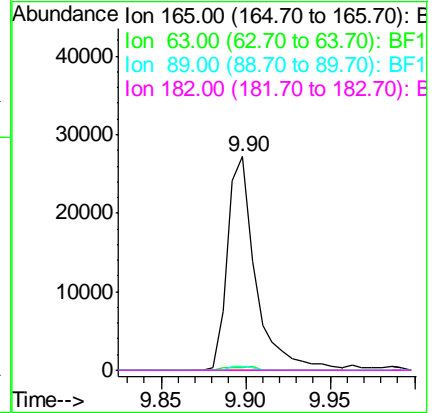
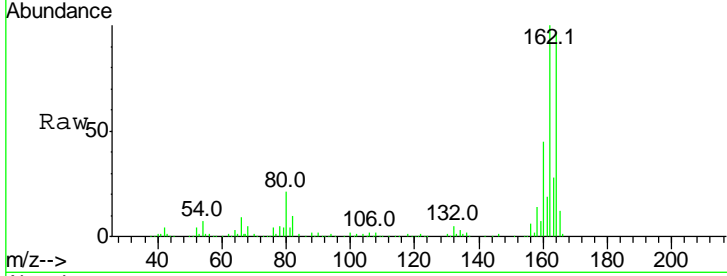




#56
 2,4-Dinitrotoluene
 Concen: 5.913 ng
 RT: 9.90 min Scan# 1328
 Delta R.T. -0.22 min
 Lab File: BF103616.D
 Acq: 13 Mar 2018 20:36

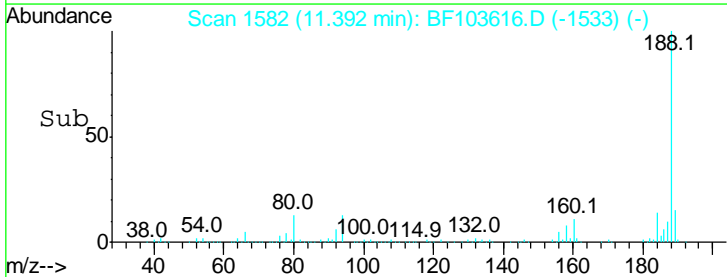
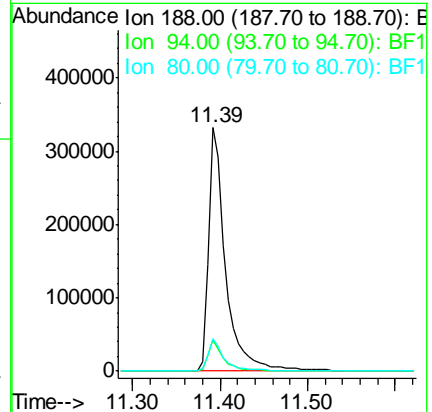
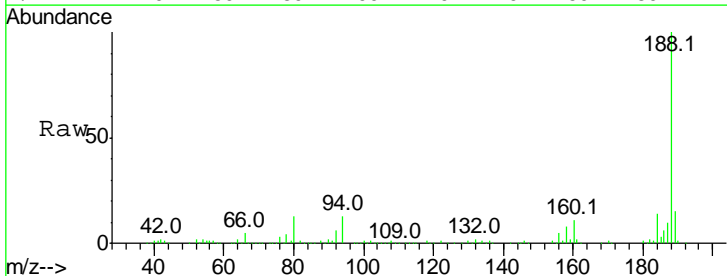
Instrument :
 BNA_F
 ClientSampleId :

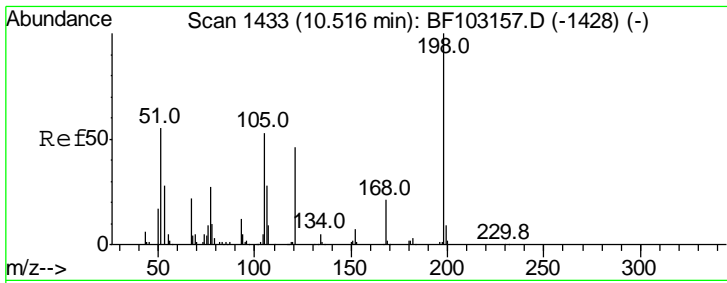
Tgt Ion	Resp	Lower	Upper
165	100		
63	1.3	36.4	54.6#
89	1.9	57.8	86.6#
182	0.0	1.6	2.4#



#63
 Phenanthrene-d10
 Concen: 20.000 ng
 RT: 11.39 min Scan# 1582
 Delta R.T. -0.01 min
 Lab File: BF103616.D
 Acq: 13 Mar 2018 20:36

Tgt Ion	Resp	Lower	Upper
188	100		
94	12.6	8.5	12.7
80	13.3	9.2	13.8

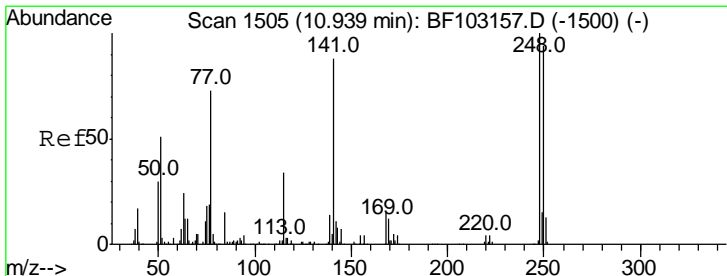
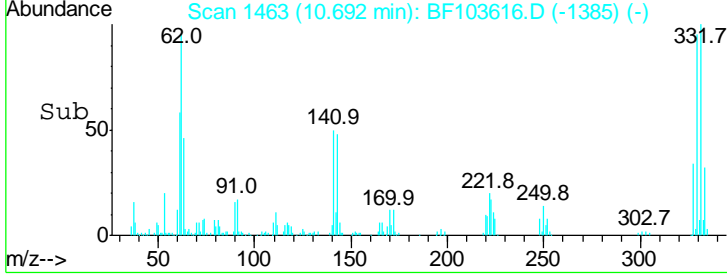
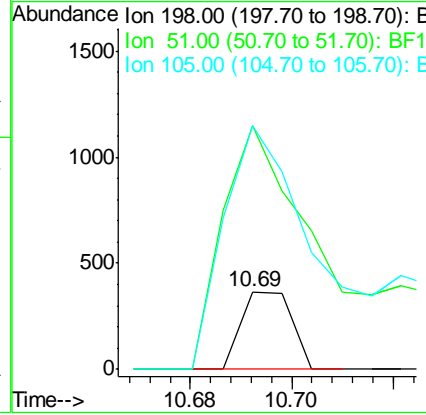
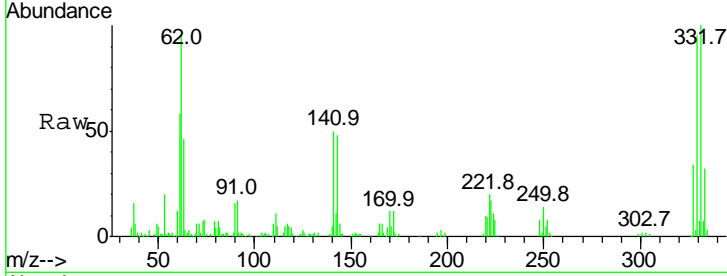




#64
 4,6-Dinitro-2-methylphenol
 Concen: 5.029 ng
 RT: 10.69 min Scan# 1463
 Delta R.T. 0.16 min
 Lab File: BF103616.D
 Acq: 13 Mar 2018 20:36

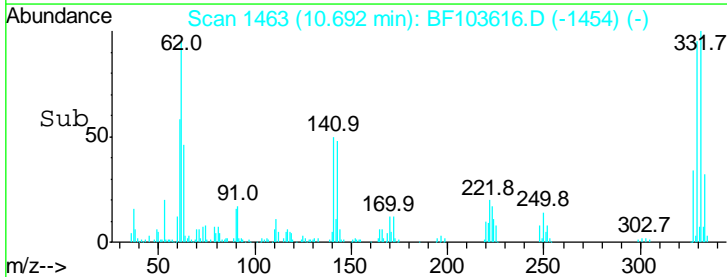
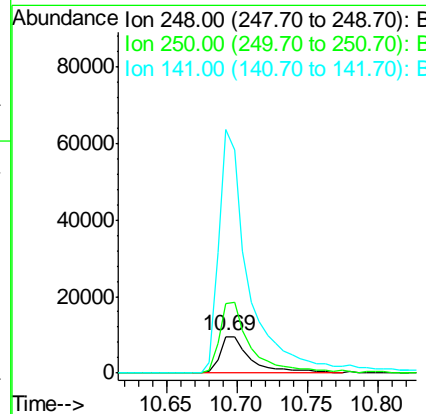
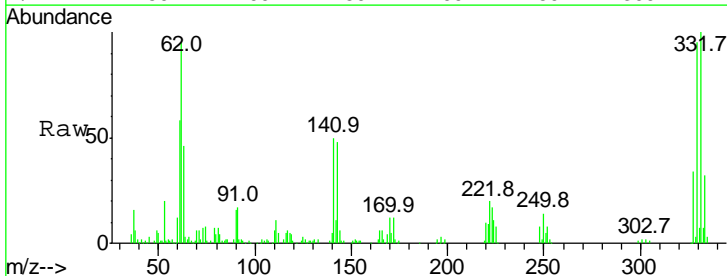
Instrument :
 BNA_F
 ClientSampled :

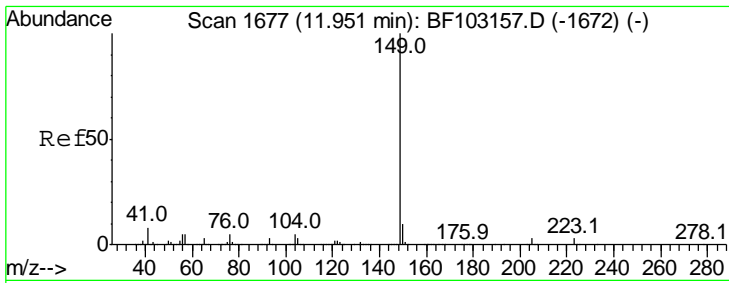
Tgt Ion	Resp	Lower	Upper
198	100		
51	312.0	37.7	77.7#
105	312.5	36.3	76.3#



#66
 4-Bromophenyl-phenylether
 Concen: 3.043 ng
 RT: 10.69 min Scan# 1463
 Delta R.T. -0.25 min
 Lab File: BF103616.D
 Acq: 13 Mar 2018 20:36

Tgt Ion	Resp	Lower	Upper
248	100		
250	188.4	76.9	115.3#
141	662.1	74.4	111.6#

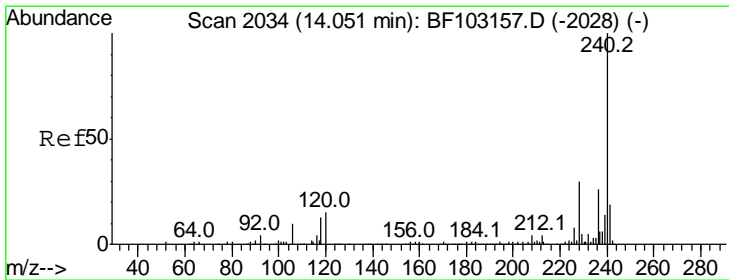
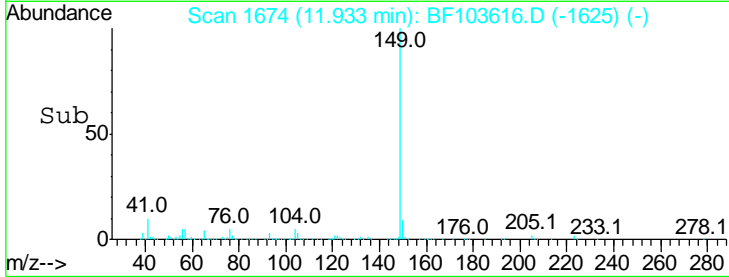
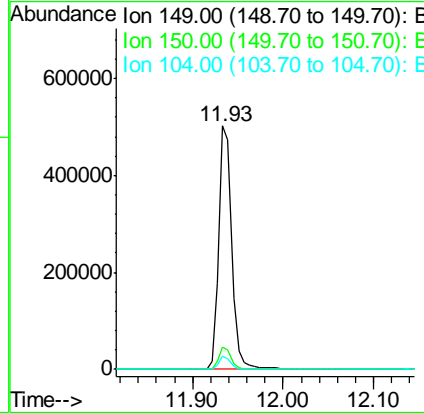
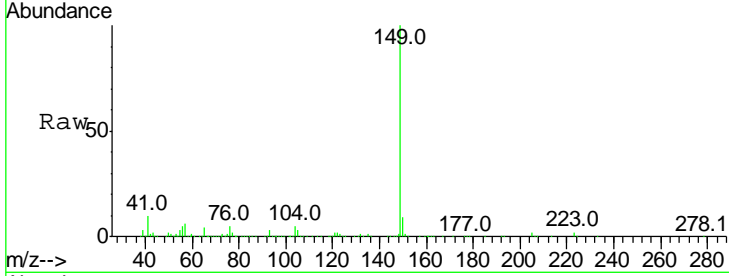




#73
 Di-n-butylphthalate
 Concen: 15.689 ng
 RT: 11.93 min Scan# 1674
 Delta R.T. -0.01 min
 Lab File: BF103616.D
 Acq: 13 Mar 2018 20:36

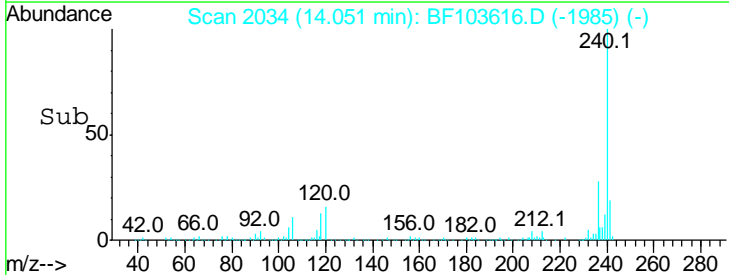
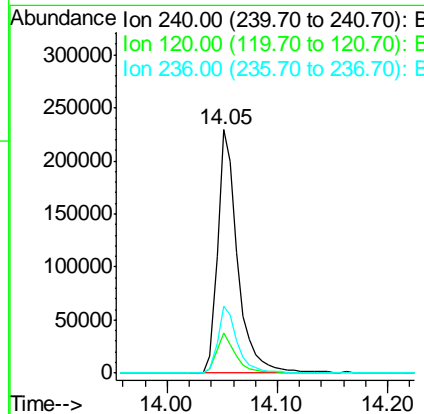
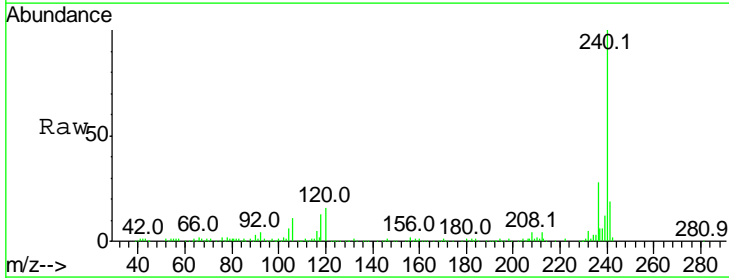
Instrument :
 BNA_F
 ClientSampled :

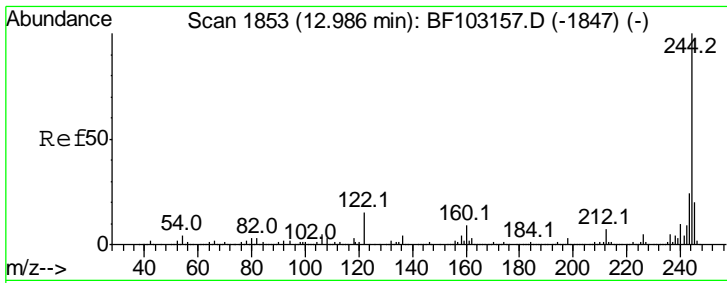
Tgt Ion	Resp	Lower	Upper
149	100		
150	9.0	7.8	11.6
104	5.3	3.8	5.8



#75
 Chrysene-d12
 Concen: 20.000 ng
 RT: 14.05 min Scan# 2034
 Delta R.T. -0.01 min
 Lab File: BF103616.D
 Acq: 13 Mar 2018 20:36

Tgt Ion	Resp	Lower	Upper
240	100		
120	16.3	9.5	14.3#
236	27.6	20.7	31.1

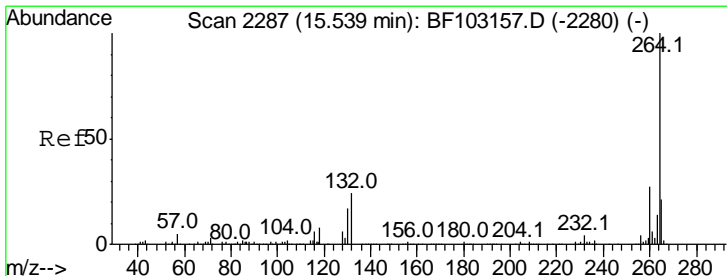
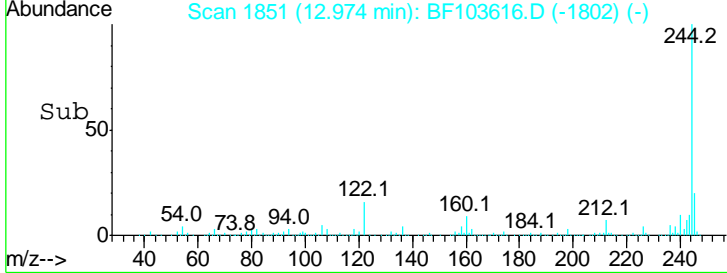
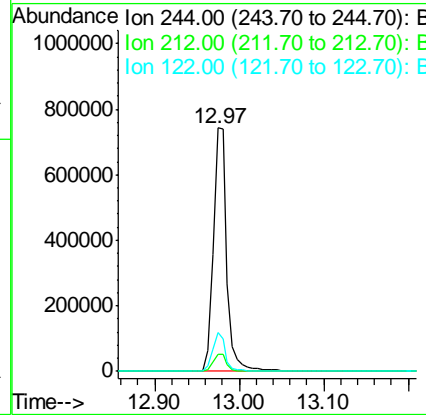
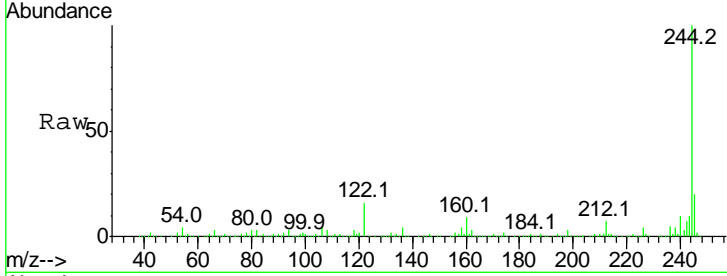




#78
 Terphenyl-d14
 Concen: 70.233 ng
 RT: 12.97 min Scan# 1851
 Delta R.T. -0.01 min
 Lab File: BF103616.D
 Acq: 13 Mar 2018 20:36

Instrument :
 BNA_F
 ClientSampled :

Tgt Ion	Resp	Lower	Upper
244	100		
212	7.2	5.4	8.0
122	16.1	11.0	16.4



#86
 Perylene-d12
 Concen: 20.000 ng
 RT: 15.56 min Scan# 2291
 Delta R.T. -0.01 min
 Lab File: BF103616.D
 Acq: 13 Mar 2018 20:36

Tgt Ion	Resp	Lower	Upper
264	100		
260	25.2	19.2	28.8
265	21.1	17.5	26.3

