

Data Path : Z:\HPCHEM1\BNA_F\DATA\BF031616\
 Data File : BF085474.D
 Acq On : 16 Mar 2016 21:04
 Operator : UM/SJ
 Sample : H1788-01MSD
 Misc :
 ALS Vial : 8 Sample Multiplier: 1

Instrument :
 BNA_F
 ClientSampleId :
 SB-1(8-9)MSD

Quant Time: Mar 17 00:51:53 2016
 Quant Method : Z:\HPCHEM1\BNA_F\METHODS\8270-BF031516.M
 Quant Title : ASP BNA STANDARDS FOR 5 POINT CALIBRATION
 QLast Update : Tue Mar 15 18:57:05 2016
 Response via : Initial Calibration

Internal Standards	R.T.	QIon	Response	Conc	Units	Dev(Min)
1) 1,4-Dichlorobenzene-d4	6.90	152	68449	20.00	ng	-0.01
21) Naphthalene-d8	8.18	136	267592	20.00	ng	-0.02
38) Acenaphthene-d10	9.94	164	126643	20.00	ng	-0.01
63) Phenanthrene-d10	11.43	188	229140	20.00	ng	-0.01
75) Chrysene-d12	14.06	240	125940	20.00	ng	-0.02
86) Perylene-d12	15.51	264	100754	20.00	ng	-0.02

System Monitoring Compounds

5) 2-Fluorophenol	5.51	112	910287	228.60	ng	0.00
7) Phenol-d6	6.54	99	1205599	233.40	ng	-0.01
23) Nitrobenzene-d5	7.46	82	738400	163.15	ng	-0.02
41) 2,4,6-Tribromophenol	10.73	330	249771	214.13	ng	-0.02
44) 2-Fluorobiphenyl	9.27	172	1271673	174.20	ng	-0.01
78) Terphenyl-d14	13.01	244	951878	170.98	ng	-0.02

Target Compounds

Target Compounds	R.T.	QIon	Response	Conc	Units	Qvalue
2) 1,4-Dioxane	2.58	88	133127	67.00	ng	98
3) Pyridine	3.34	79	320672	67.98	ng	98
4) n-Nitrosodimethylamine	3.27	42	157584	72.34	ng	98
6) Aniline	6.56	93	440629	61.80	ng	99
8) 2-Chlorophenol	6.69	128	381382	81.69	ng	97
9) Benzaldehyde	6.45	77	76514	26.53	ng	94
10) Phenol	6.55	94	539789	93.23	ng	97
11) bis(2-Chloroethyl)ether	6.64	93	374566	84.13	ng	96
12) 1,3-Dichlorobenzene	6.85	146	380341	73.50	ng	99
13) 1,4-Dichlorobenzene	6.92	146	376407	72.62	ng	98
14) 1,2-Dichlorobenzene	7.08	146	377017	82.88	ng	97
15) Benzyl Alcohol	7.04	79	294170	79.74	ng	99
16) 2,2'-oxybis(1-Chloropropan	7.18	45	440122	72.59	ng	99
17) 2-Methylphenol	7.16	107	290967	74.44	ng	96
18) Hexachloroethane	7.42	117	144895	76.20	ng	94
19) n-Nitroso-di-n-propylamine	7.32	70	225547	72.92	ng	# 92
20) 3+4-Methylphenols	7.32	107	368512	87.95	ng	# 72
22) Acetophenone	7.32	105	468626	71.47	ng	# 97
24) Nitrobenzene	7.49	77	396101	77.68	ng	95
25) Isophorone	7.73	82	701713	76.03	ng	98
26) 2-Nitrophenol	7.81	139	207502	84.94	ng	93
27) 2,4-Dimethylphenol	7.84	122	353764	81.42	ng	95
28) bis(2-Chloroethoxy)methane	7.93	93	398736	72.26	ng	100
29) 2,4-Dichlorophenol	8.05	162	302969	85.95	ng	95
30) 1,2,4-Trichlorobenzene	8.13	180	298181	73.21	ng	99
31) Naphthalene	8.21	128	982812	75.16	ng	99
32) Benzoic acid	7.93	122	100072	40.05	ng	98
33) 4-Chloroaniline	8.25	127	266032	47.30	ng	99
34) Hexachlorobutadiene	8.33	225	160938	75.59	ng	100
35) Caprolactam	8.62	113	92590	80.44	ng	92
36) 4-Chloro-3-methylphenol	8.74	107	341732	84.90	ng	94
37) 2-Methylnaphthalene	8.90	142	721534	87.14	ng	99
39) 1,2,4,5-Tetrachlorobenzene	9.08	216	262896	66.74	ng	98
40) Hexachlorocyclopentadiene	9.05	237	274216	144.05	ng	100

Data Path : Z:\HPCHEM1\BNA_F\DATA\BF031616\
 Data File : BF085474.D
 Acq On : 16 Mar 2016 21:04
 Operator : UM/SJ
 Sample : H1788-01MSD
 Misc :
 ALS Vial : 8 Sample Multiplier: 1

Instrument :
 BNA_F
 ClientSampleId :
 SB-1(8-9)MSD

Quant Time: Mar 17 00:51:53 2016
 Quant Method : Z:\HPCHEM1\BNA_F\METHODS\8270-BF031516.M
 Quant Title : ASP BNA STANDARDS FOR 5 POINT CALIBRATION
 QLast Update : Tue Mar 15 18:57:05 2016
 Response via : Initial Calibration

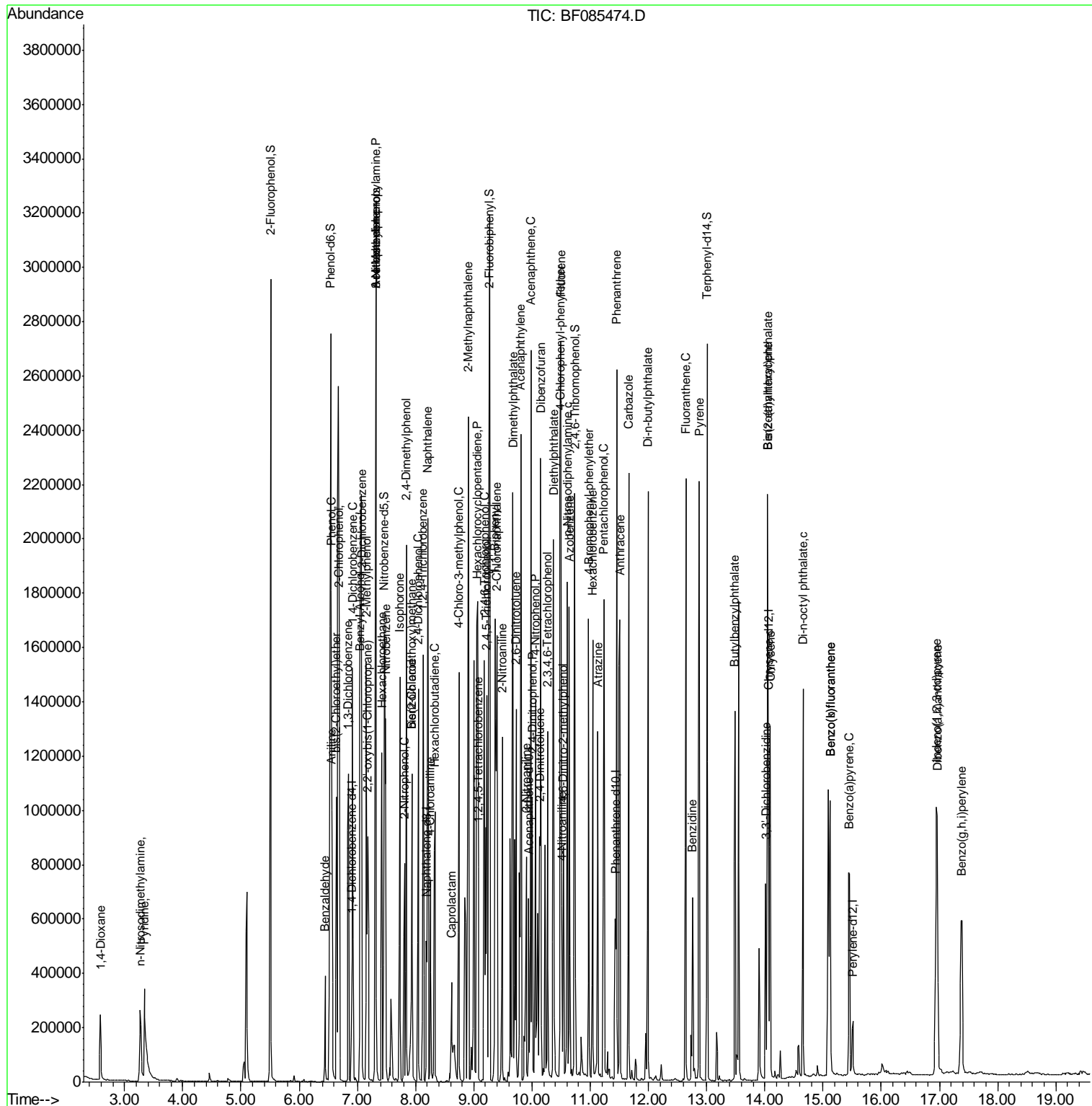
Internal Standards	R.T.	QIon	Response	Conc	Units	Dev(Min)
42) 2,4,6-Trichlorophenol	9.18	196	195404	75.12	ng	97
43) 2,4,5-Trichlorophenol	9.22	196	215847	82.15	ng	95
45) 1,1'-Biphenyl	9.36	154	759221	73.45	ng	99
46) 2-Chloronaphthalene	9.40	162	623197	80.46	ng	100
47) 2-Nitroaniline	9.49	65	206866	88.20	ng	# 81
48) Acenaphthylene	9.81	152	974882	77.80	ng	98
49) Dimethylphthalate	9.67	163	908744	98.35	ng	99
50) 2,6-Dinitrotoluene	9.73	165	150187	73.57	ng	90
51) Acenaphthene	9.98	154	647534	82.20	ng	99
52) 3-Nitroaniline	9.90	138	156295	64.03	ng	100
53) 2,4-Dinitrophenol	10.00	184	124799	108.91	ng	# 61
54) Dibenzofuran	10.15	168	820407	84.77	ng	100
55) 4-Nitrophenol	10.06	139	237973	141.65	ng	# 76
56) 2,4-Dinitrotoluene	10.14	165	205626	80.32	ng	# 66
57) Fluorene	10.49	166	646782	83.81	ng	100
58) 2,3,4,6-Tetrachlorophenol	10.26	232	148791	82.47	ng	99
59) Diethylphthalate	10.37	149	712530	79.66	ng	97
60) 4-Chlorophenyl-phenylether	10.48	204	280710	70.79	ng	94
61) 4-Nitroaniline	10.52	138	186905	81.44	ng	85
62) Azobenzene	10.64	77	734399	82.68	ng	97
64) 4,6-Dinitro-2-methylphenol	10.54	198	96078	70.19	ng	# 62
65) n-Nitrosodiphenylamine	10.61	169	595443	84.33	ng	99
66) 4-Bromophenyl-phenylether	10.97	248	177186	76.41	ng	96
67) Hexachlorobenzene	11.04	284	186645	78.00	ng	# 89
68) Atrazine	11.13	200	202166	100.05	ng	94
69) Pentachlorophenol	11.24	266	203503	160.44	ng	99
70) Phenanthrene	11.45	178	920112	77.10	ng	99
71) Anthracene	11.51	178	990811	81.51	ng	99
72) Carbazole	11.66	167	836256	81.30	ng	99
73) Di-n-butylphthalate	11.99	149	1102320	86.51	ng	98
74) Fluoranthene	12.64	202	939284	83.72	ng	98
76) Benzidine	12.76	184	249625	63.81	ng	98
77) Pyrene	12.87	202	936797	99.18	ng	99
79) Butylbenzylphthalate	13.49	149	390477	94.54	ng	# 75
80) Benzo(a)anthracene	14.05	228	599689	83.05	ng	99
81) 3,3'-Dichlorobenzidine	14.01	252	128987	52.78	ng	98
82) Chrysene	14.09	228	574121	88.40	ng	99
83) Bis(2-ethylhexyl)phthalate	14.05	149	470981	93.48	ng	# 96
84) Di-n-octyl phthalate	14.65	149	706196	96.01	ng	98
85) Indeno(1,2,3-cd)pyrene	16.95	276	583103	94.70	ng	97
87) Benzo(b)fluoranthene	15.12	252	955905	145.27	ng	# 95
88) Benzo(k)fluoranthene	15.12	252	956314	185.55	ng	# 96
89) Benzo(a)pyrene	15.45	252	467834	82.30	ng	98
90) Dibenzo(a,h)anthracene	16.96	278	489743	88.19	ng	97
91) Benzo(g,h,i)perylene	17.39	276	504911	89.02	ng	94

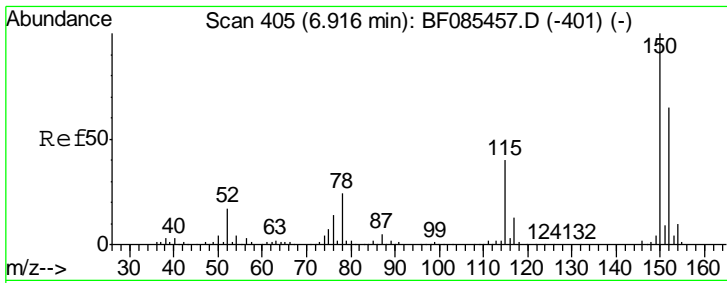
(#) = qualifier out of range (m) = manual integration (+) = signals summed

Data Path : Z:\HPCHEM1\BNA_F\DATA\BF031616\
 Data File : BF085474.D
 Acq On : 16 Mar 2016 21:04
 Operator : UM/SJ
 Sample : H1788-01MSD
 Misc :
 ALS Vial : 8 Sample Multiplier: 1

Instrument :
 BNA_F
 Client Sampled :
 SB-1(8-9)MSD

Quant Time: Mar 17 00:51:53 2016
 Quant Method : Z:\HPCHEM1\BNA_F\METHODS\8270-BF031516.M
 Quant Title : ASP BNA STANDARDS FOR 5 POINT CALIBRATION
 QLast Update : Tue Mar 15 18:57:05 2016
 Response via : Initial Calibration

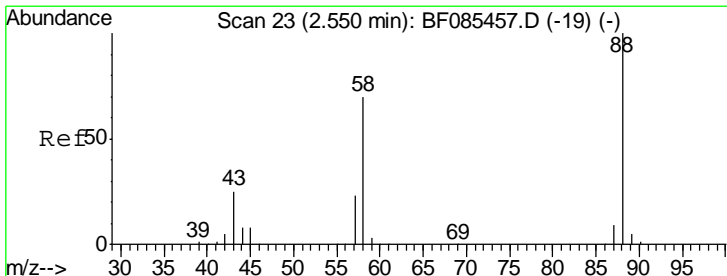
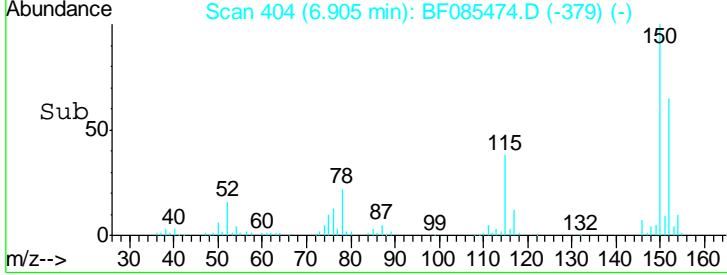
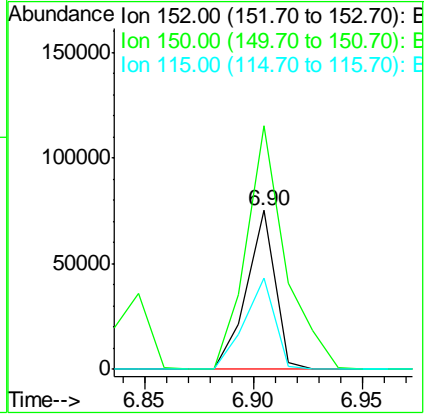
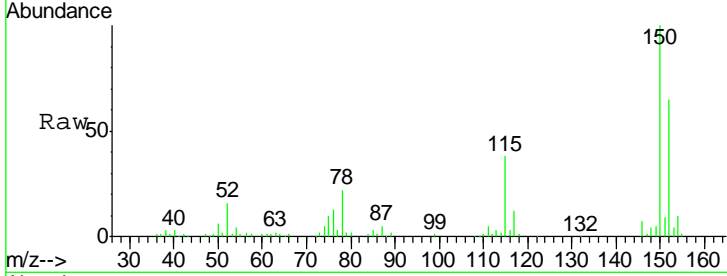




#1
 1,4-Dichlorobenzene-d4
 Concen: 20.00 ng
 RT: 6.90 min Scan# 404
 Delta R.T. -0.01 min
 Lab File: BF085474.D
 Acq: 16 Mar 2016 21:04

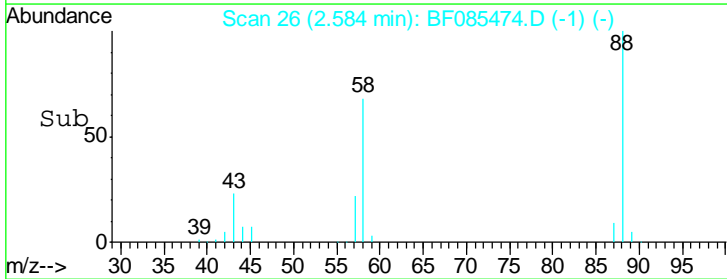
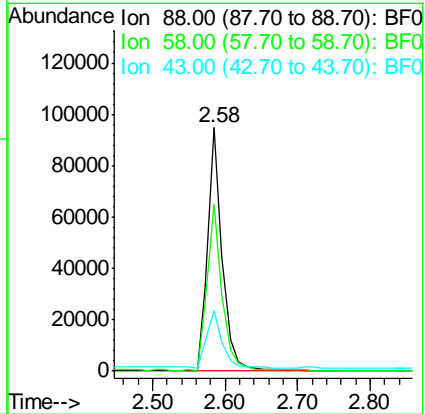
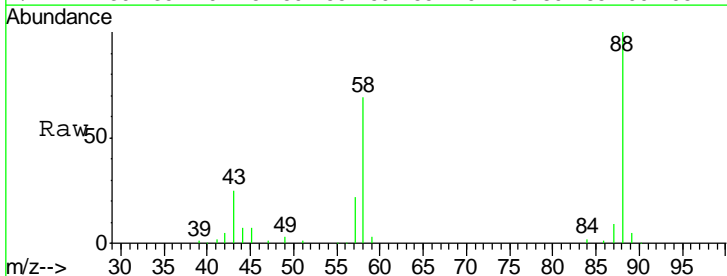
Instrument :
 BNA_F
ClientSampleId :
 SB-1(8-9)MSD

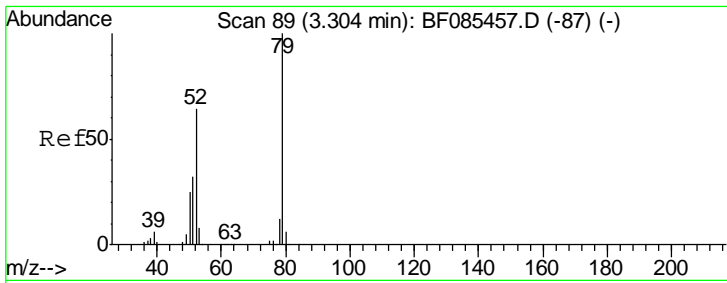
Tgt Ion	Resp	Lower	Upper
152	68449		
150	153.3	124.6	186.8
115	57.6	46.6	70.0



#2
 1,4-Dioxane
 Concen: 67.00 ng
 RT: 2.58 min Scan# 26
 Delta R.T. 0.03 min
 Lab File: BF085474.D
 Acq: 16 Mar 2016 21:04

Tgt Ion	Resp	Lower	Upper
88	133127		
58	69.0	57.0	85.6
43	25.3	20.5	30.7

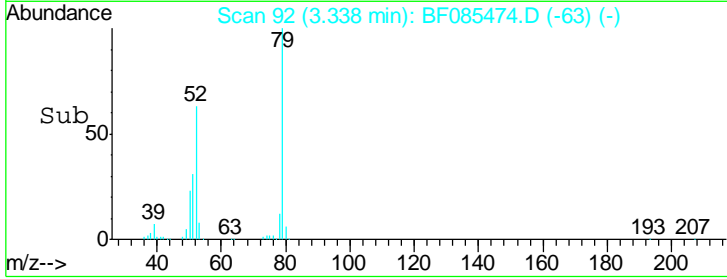
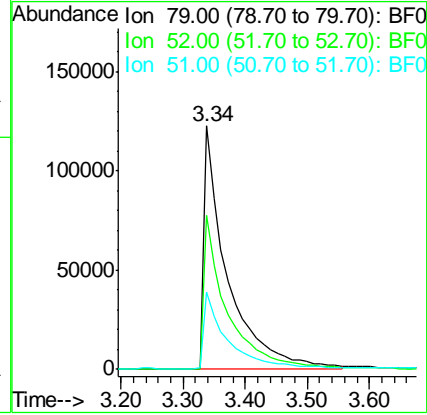
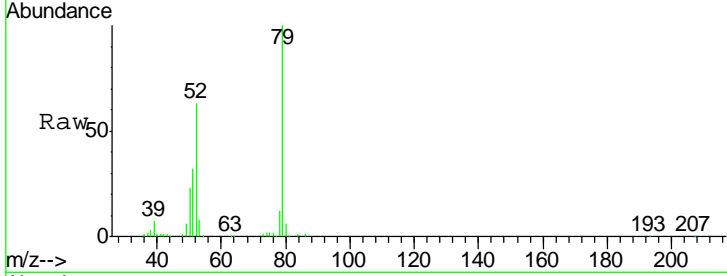




#3
 Pyridine
 Concen: 67.98 ng
 RT: 3.34 min Scan# 92
 Delta R.T. 0.03 min
 Lab File: BF085474.D
 Acq: 16 Mar 2016 21:04

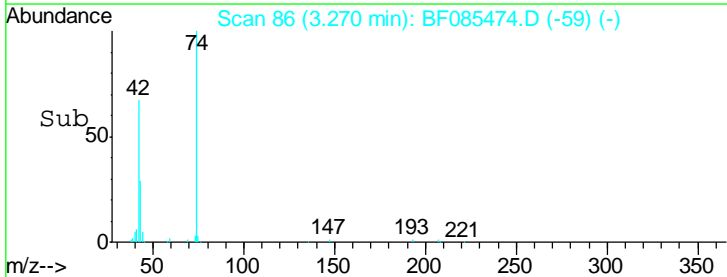
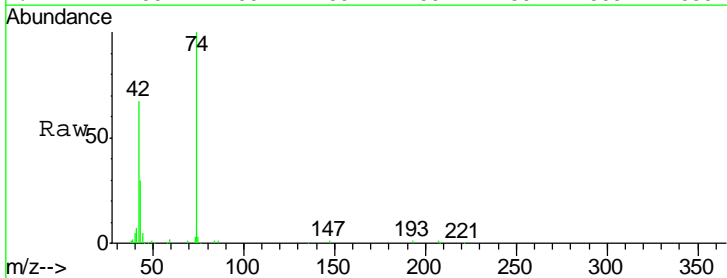
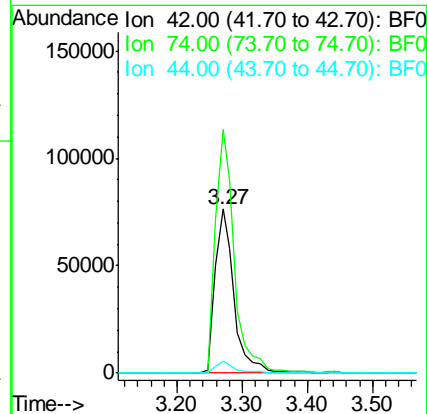
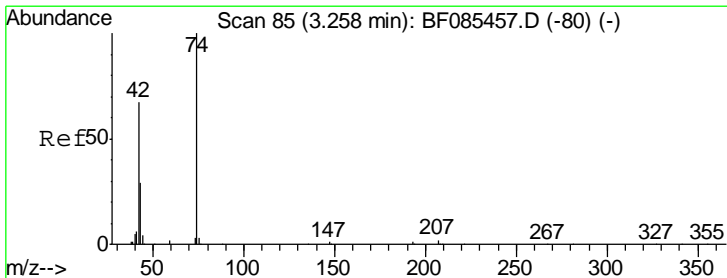
Instrument :
 BNA_F
 ClientSampleId :
 SB-1(8-9)MSD

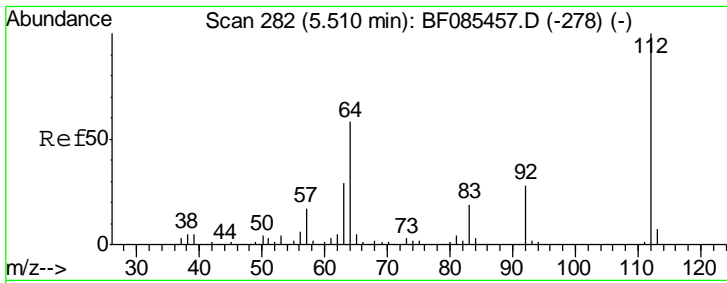
Tgt Ion	Resp	Lower	Upper
79	100		
52	63.3	52.6	79.0
51	31.8	25.8	38.8



#4
 n-Nitrosodimethylamine
 Concen: 72.34 ng
 RT: 3.27 min Scan# 86
 Delta R.T. 0.01 min
 Lab File: BF085474.D
 Acq: 16 Mar 2016 21:04

Tgt Ion	Resp	Lower	Upper
42	100		
74	148.3	116.8	175.2
44	6.9	5.5	8.3

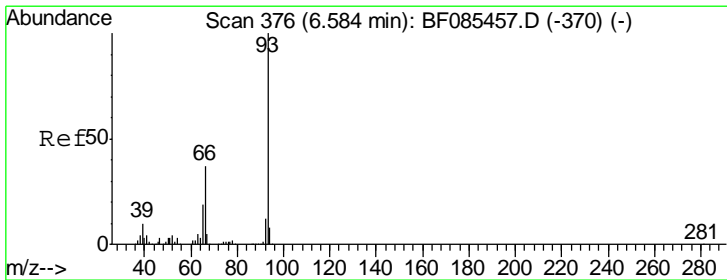
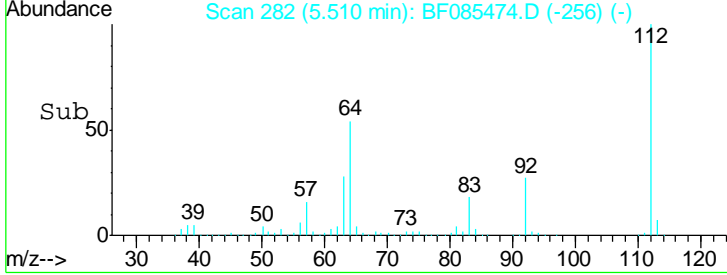
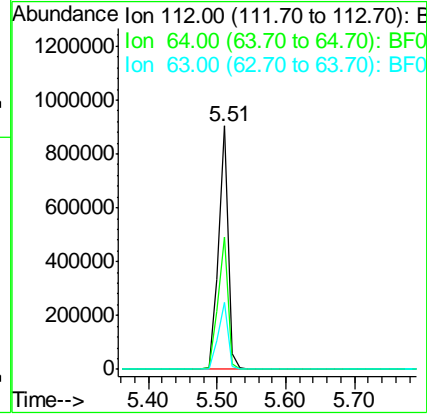
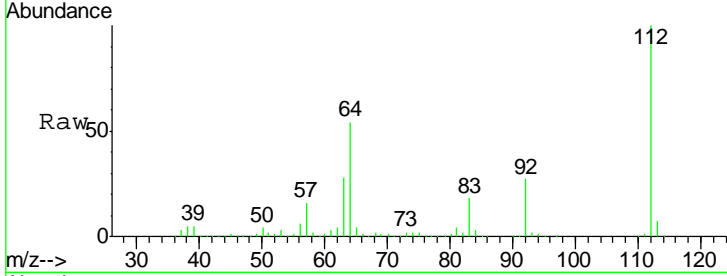




#5
 2-Fluorophenol
 Concen: 228.60 ng
 RT: 5.51 min Scan# 282
 Delta R.T. 0.00 min
 Lab File: BF085474.D
 Acq: 16 Mar 2016 21:04

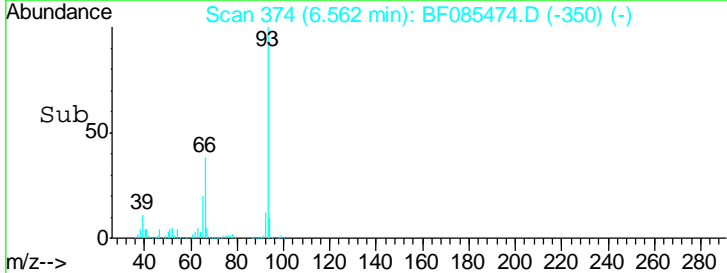
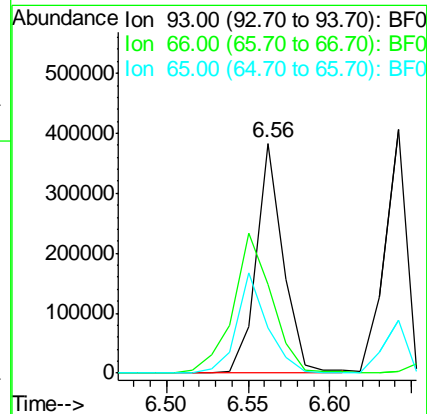
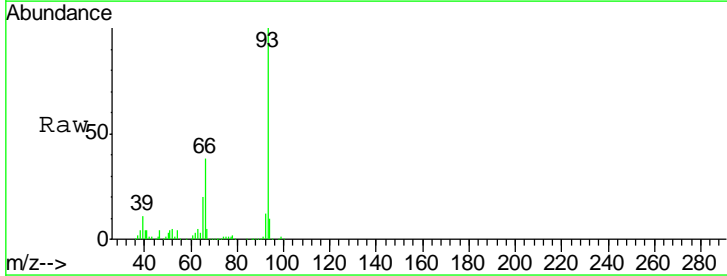
Instrument :
 BNA_F
 ClientSampleId :
 SB-1(8-9)MSD

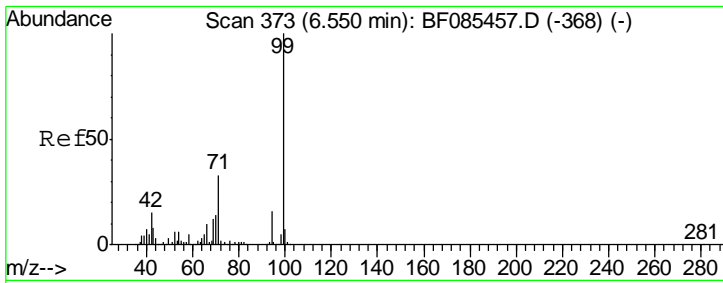
Tgt Ion	Resp	Lower	Upper
112	100		
64	54.5	49.0	73.4
63	27.5	24.8	37.2



#6
 Aniline
 Concen: 61.80 ng
 RT: 6.56 min Scan# 374
 Delta R.T. -0.02 min
 Lab File: BF085474.D
 Acq: 16 Mar 2016 21:04

Tgt Ion	Resp	Lower	Upper
93	100		
66	38.5	31.6	47.4
65	19.8	15.8	23.8

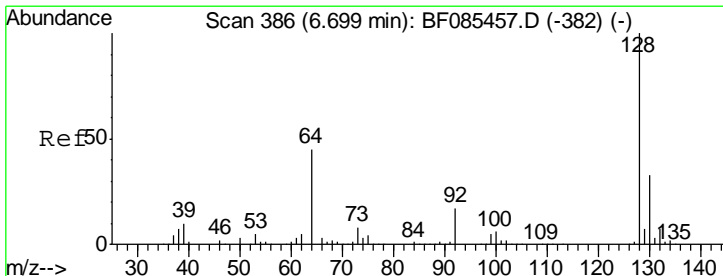
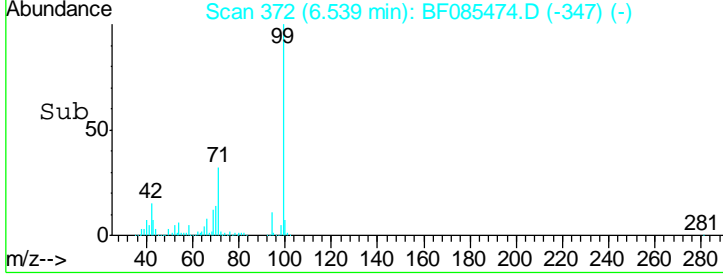
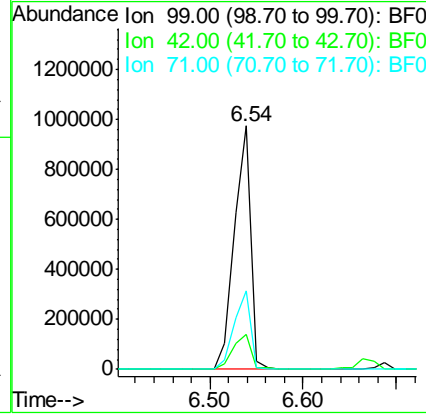
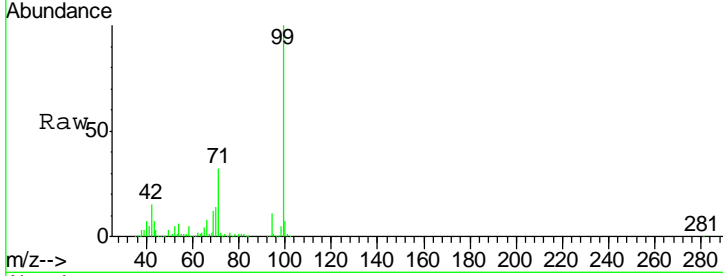




#7
 Phenol-d6
 Concen: 233.40 ng
 RT: 6.54 min Scan# 372
 Delta R.T. -0.01 min
 Lab File: BF085474.D
 Acq: 16 Mar 2016 21:04

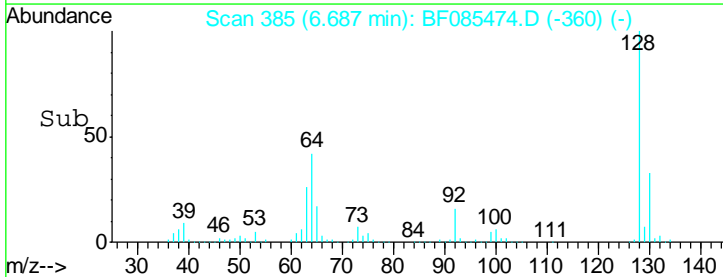
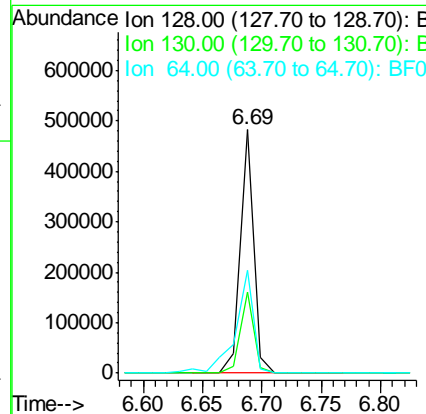
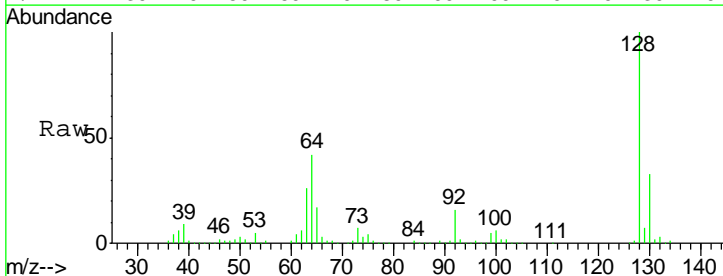
Instrument :
 BNA_F
 ClientSampleId :
 SB-1(8-9)MSD

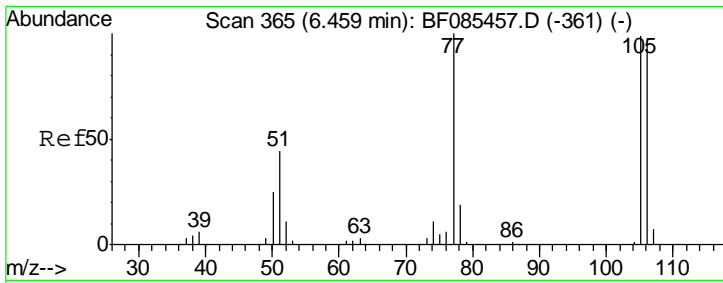
Tgt Ion	Resp	Lower	Upper
99	1205599		
42	14.6	13.6	20.4
71	32.2	26.7	40.1



#8
 2-Chlorophenol
 Concen: 81.69 ng
 RT: 6.69 min Scan# 385
 Delta R.T. -0.01 min
 Lab File: BF085474.D
 Acq: 16 Mar 2016 21:04

Tgt Ion	Resp	Lower	Upper
128	381382		
130	33.2	13.3	53.3
64	42.5	25.7	65.7

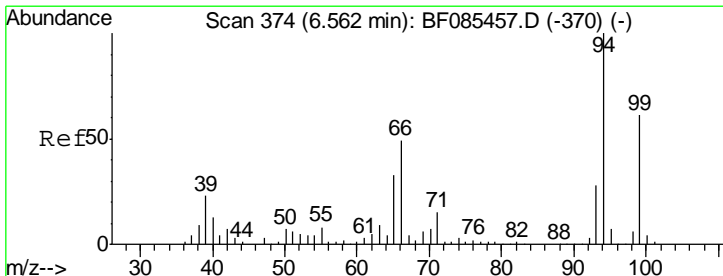
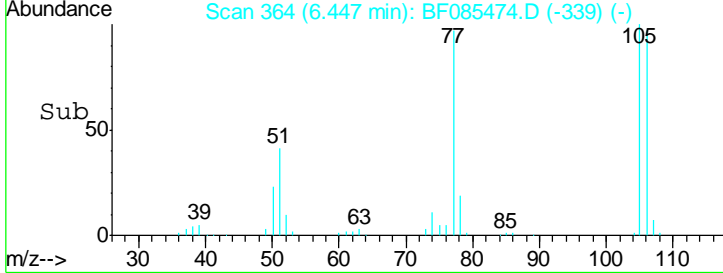
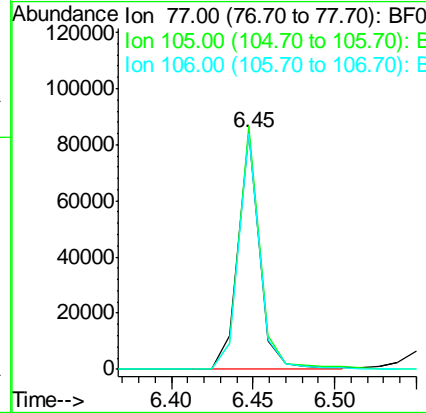
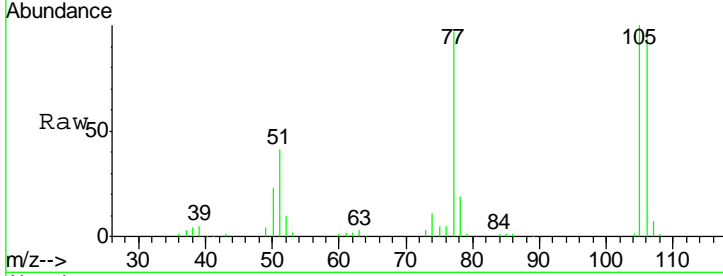




#9
Benzaldehyde
Concen: 26.53 ng
RT: 6.45 min Scan# 364
Delta R.T. -0.01 min
Lab File: BF085474.D
Acq: 16 Mar 2016 21:04

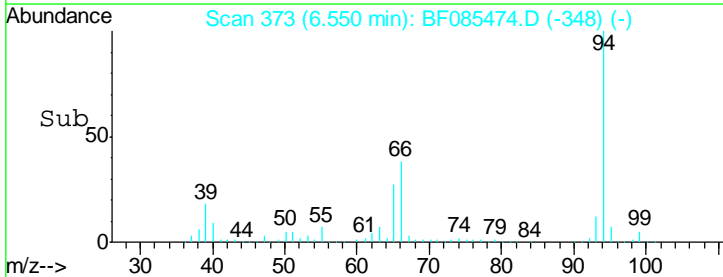
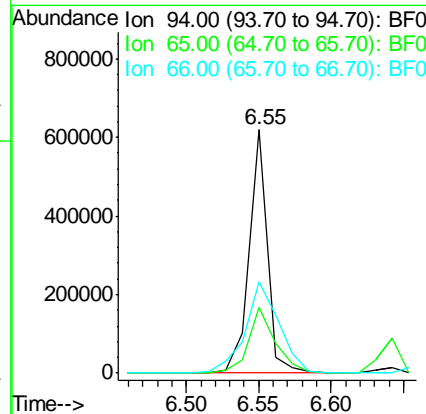
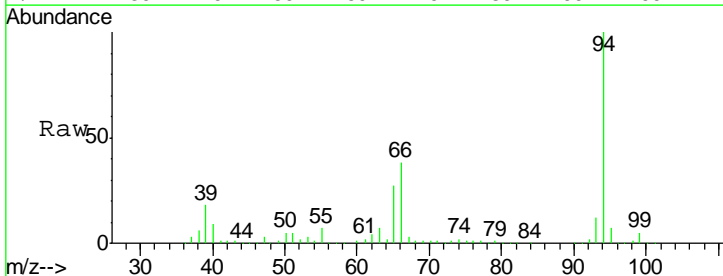
Instrument :
BNA_F
ClientSampleId :
SB-1(8-9)MSD

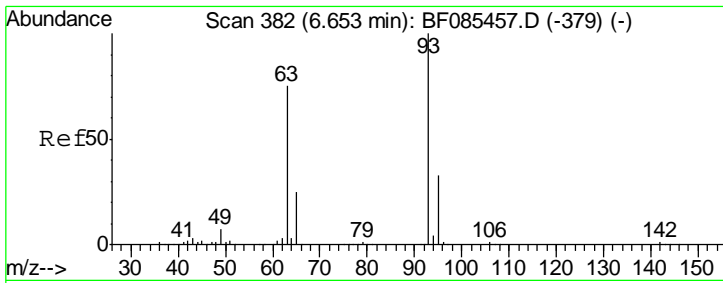
Tgt Ion	Resp	Lower	Upper
77	100		
105	102.7	78.2	118.2
106	99.4	72.9	112.9



#10
Phenol
Concen: 93.23 ng
RT: 6.55 min Scan# 373
Delta R.T. -0.01 min
Lab File: BF085474.D
Acq: 16 Mar 2016 21:04

Tgt Ion	Resp	Lower	Upper
94	100		
65	27.0	9.1	49.1
66	37.5	19.3	59.3

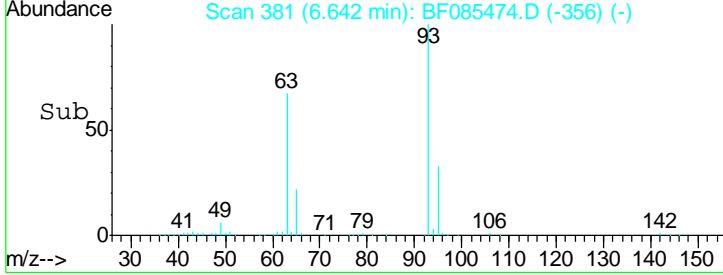
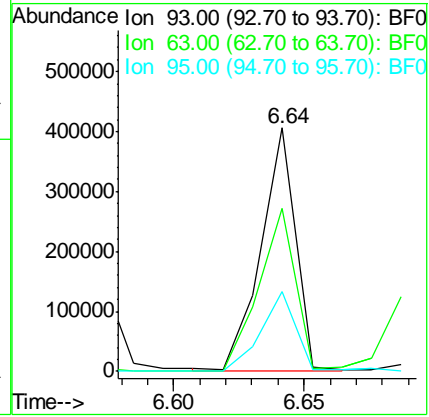
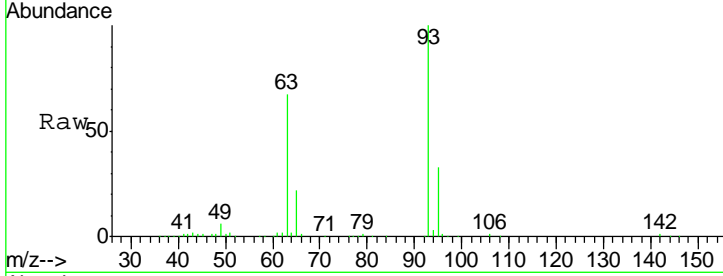




#11
 bis(2-Chloroethyl)ether
 Concen: 84.13 ng
 RT: 6.64 min Scan# 381
 Delta R.T. -0.01 min
 Lab File: BF085474.D
 Acq: 16 Mar 2016 21:04

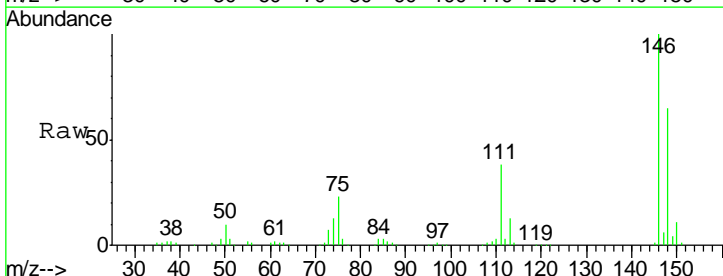
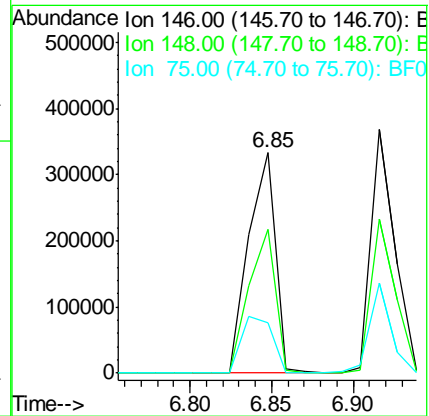
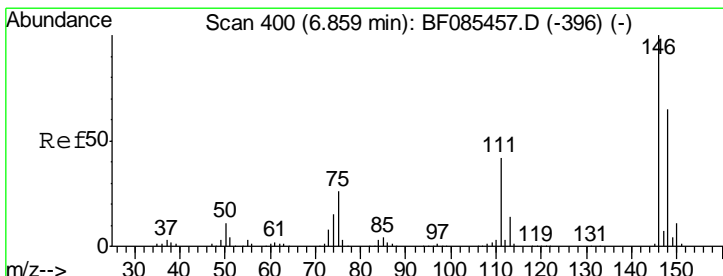
Instrument :
 BNA_F
ClientSampled :
 SB-1(8-9)MSD

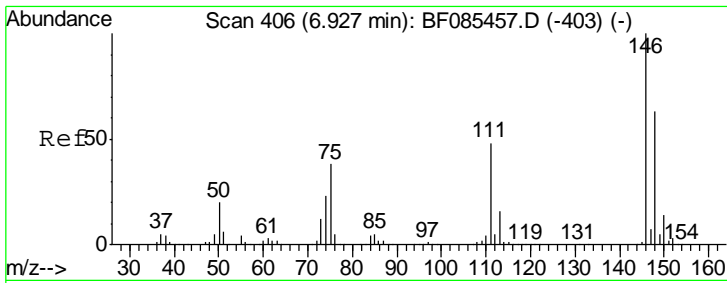
Tgt Ion	Resp	Ion Ratio	Lower	Upper
93	374566	100		
63		67.1	50.9	90.9
95		33.0	13.7	53.7



#12
 1,3-Dichlorobenzene
 Concen: 73.50 ng
 RT: 6.85 min Scan# 399
 Delta R.T. -0.01 min
 Lab File: BF085474.D
 Acq: 16 Mar 2016 21:04

Tgt Ion	Resp	Ion Ratio	Lower	Upper
146	380341	100		
148		65.2	52.1	78.1
75		22.9	19.5	29.3

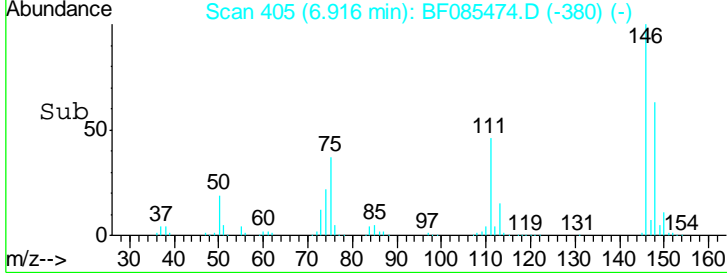
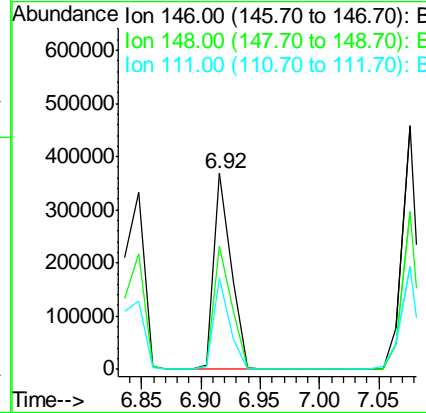
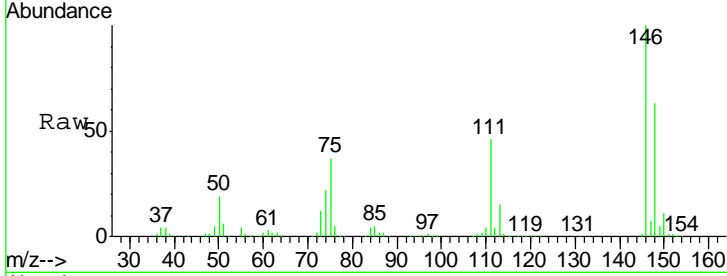




#13
 1,4-Dichlorobenzene
 Concen: 72.62 ng
 RT: 6.92 min Scan# 405
 Delta R.T. -0.01 min
 Lab File: BF085474.D
 Acq: 16 Mar 2016 21:04

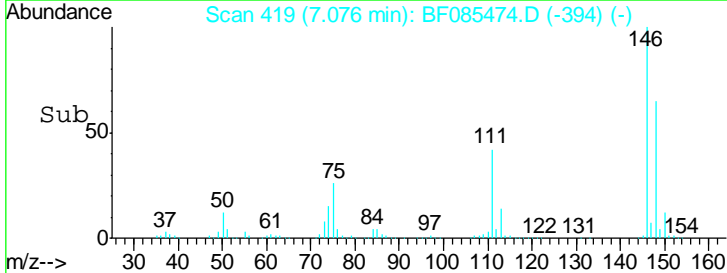
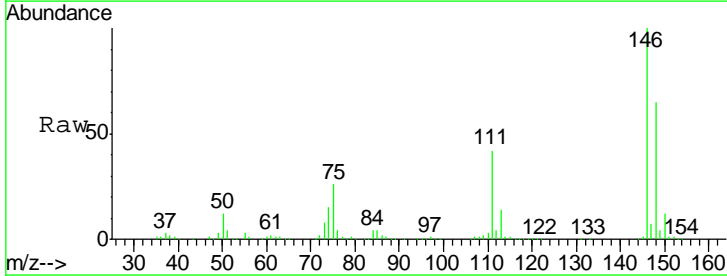
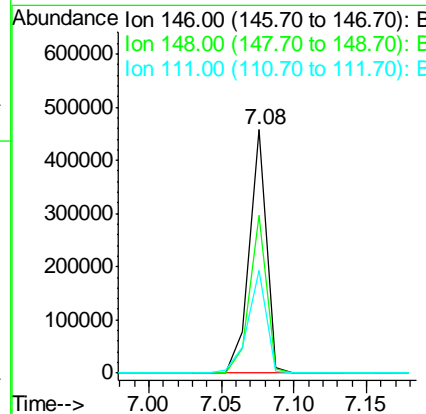
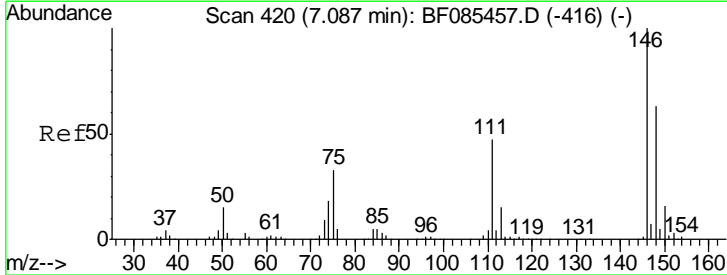
Instrument :
 BNA_F
ClientSampleId :
 SB-1(8-9)MSD

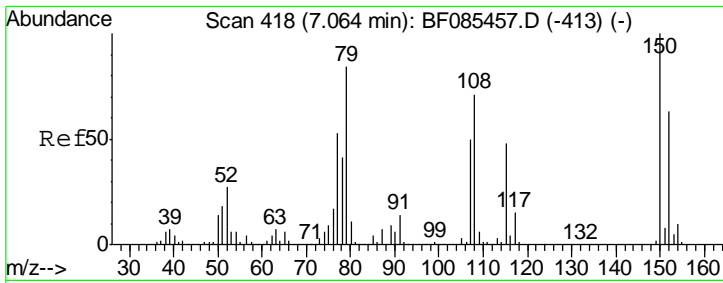
Tgt Ion	Resp	Lower	Upper
146	376407		
148	63.2	51.3	76.9
111	46.4	38.4	57.6



#14
 1,2-Dichlorobenzene
 Concen: 82.88 ng
 RT: 7.08 min Scan# 419
 Delta R.T. -0.01 min
 Lab File: BF085474.D
 Acq: 16 Mar 2016 21:04

Tgt Ion	Resp	Lower	Upper
146	377017		
148	64.7	51.4	77.2
111	42.1	36.7	55.1

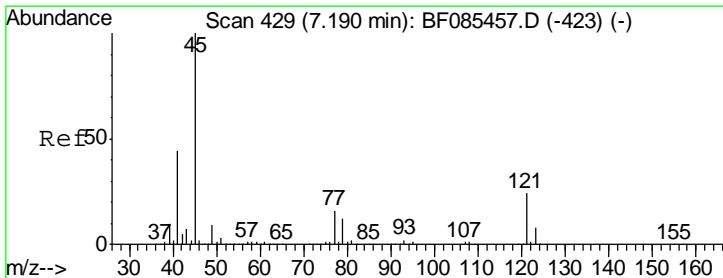
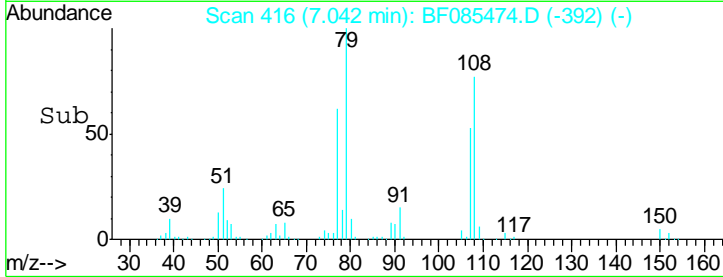
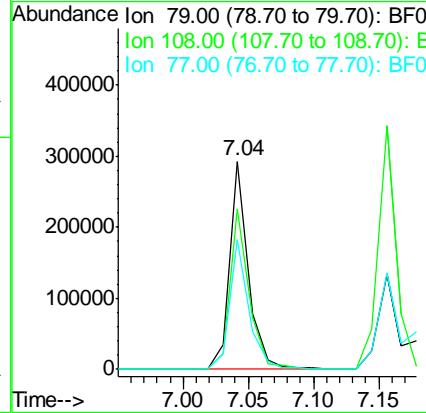
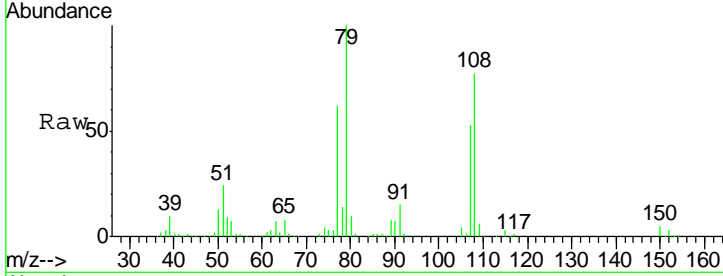




#15
 Benzyl Alcohol
 Concen: 79.74 ng
 RT: 7.04 min Scan# 416
 Delta R.T. -0.02 min
 Lab File: BF085474.D
 Acq: 16 Mar 2016 21:04

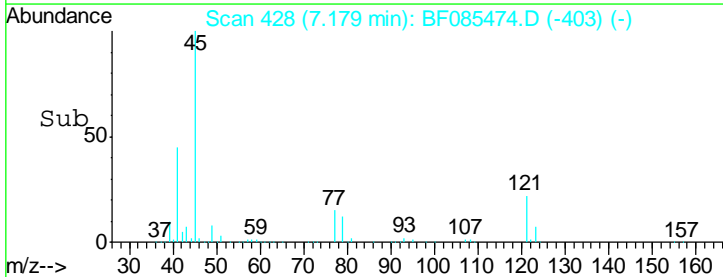
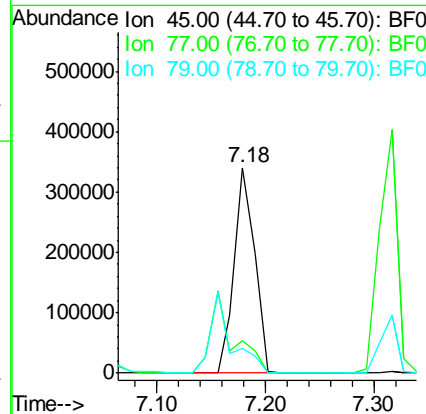
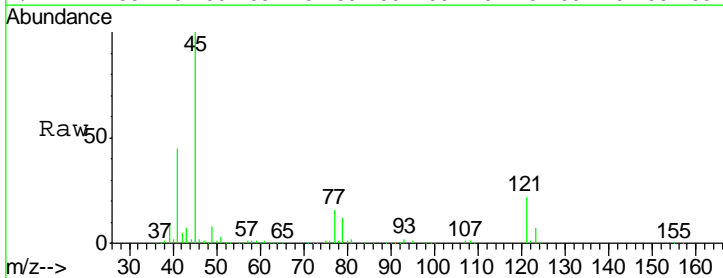
Instrument :
 BNA_F
 ClientSampleId :
 SB-1(8-9)MSD

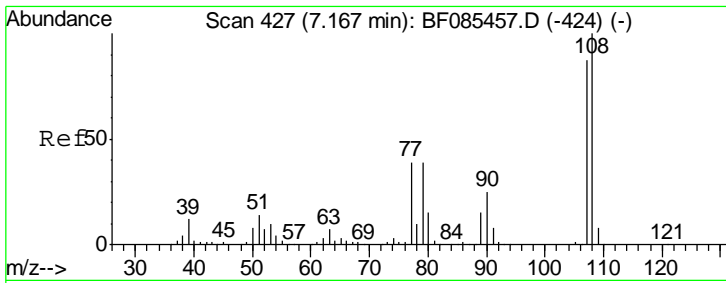
Tgt Ion	Resp	Lower	Upper
79	100		
108	76.9	62.9	94.3
77	61.9	49.5	74.3



#16
 2,2'-oxybis(1-Chloropropane)
 Concen: 72.59 ng
 RT: 7.18 min Scan# 428
 Delta R.T. -0.01 min
 Lab File: BF085474.D
 Acq: 16 Mar 2016 21:04

Tgt Ion	Resp	Lower	Upper
45	100		
77	15.5	0.0	35.1
79	11.9	0.0	31.3

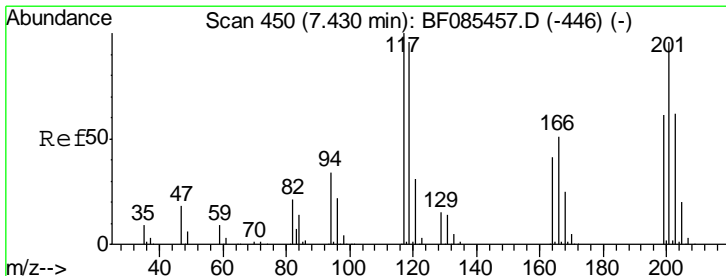
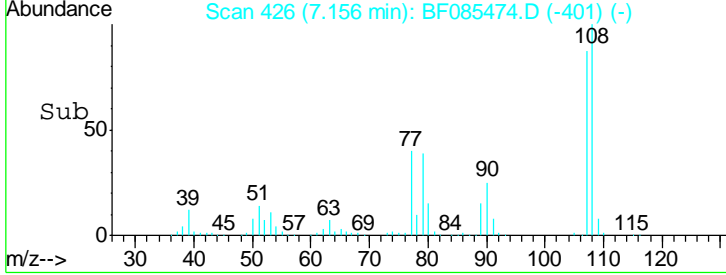
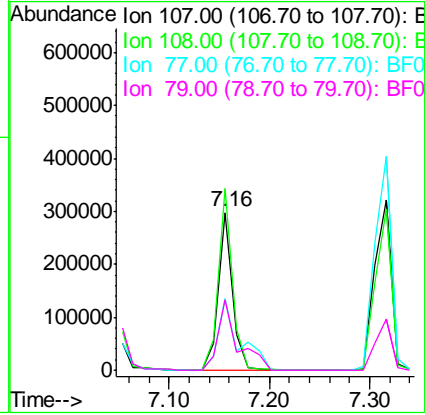
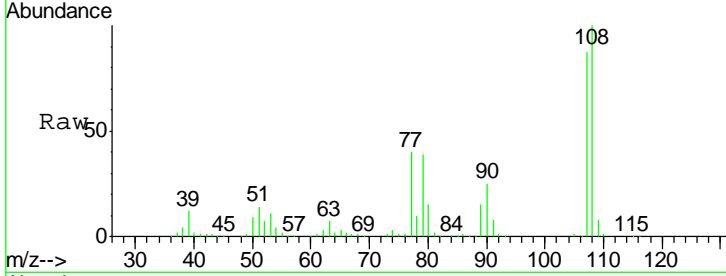




#17
 2-Methylphenol
 Concen: 74.44 ng
 RT: 7.16 min Scan# 426
 Delta R.T. -0.01 min
 Lab File: BF085474.D
 Acq: 16 Mar 2016 21:04

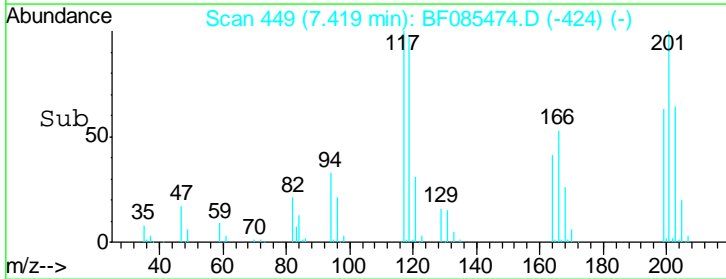
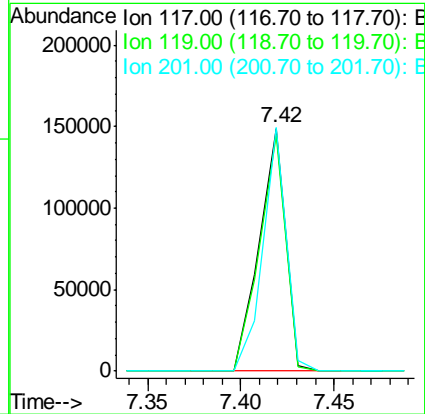
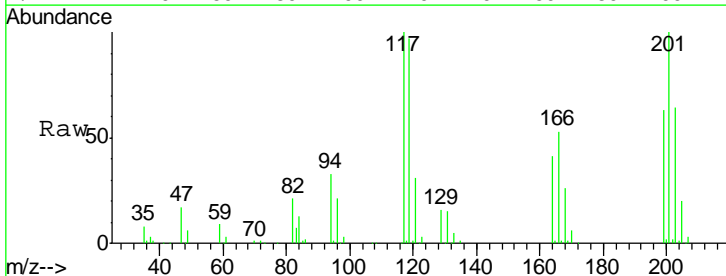
Instrument :
 BNA_F
 ClientSampleId :
 SB-1(8-9)MSD

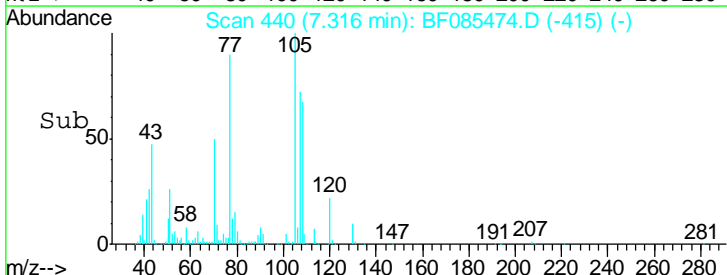
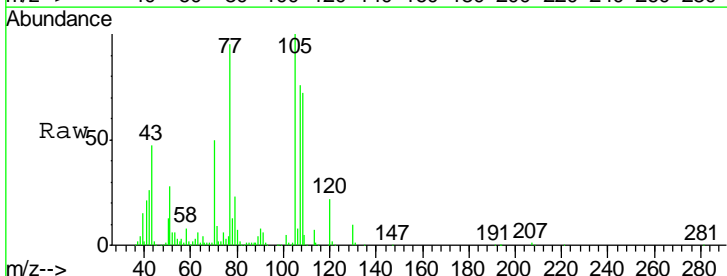
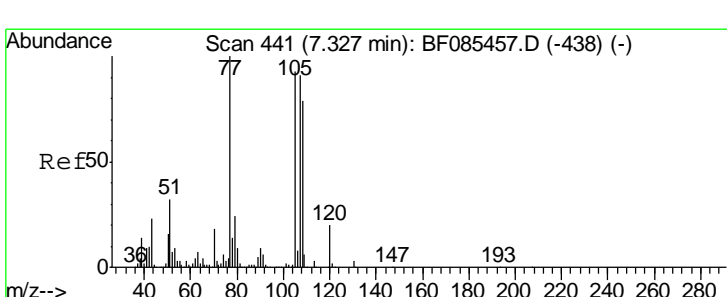
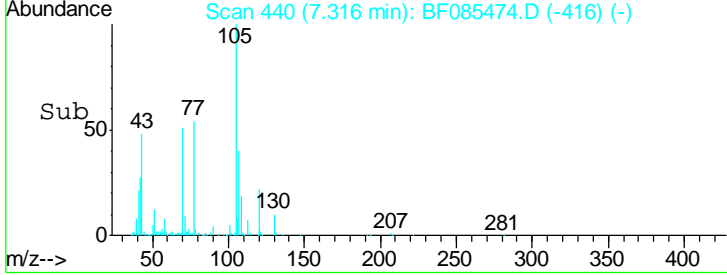
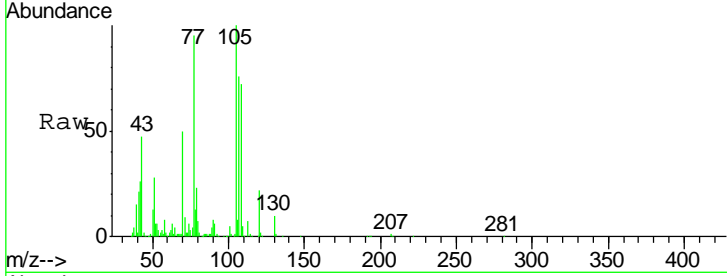
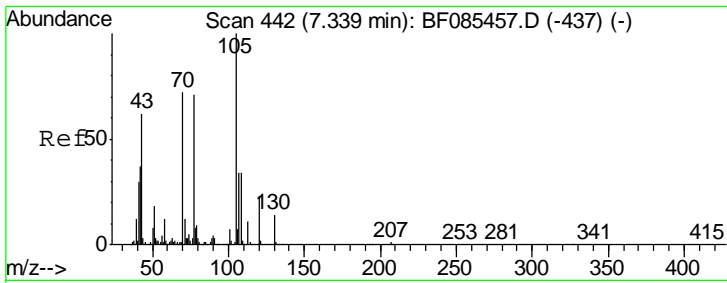
Tgt Ion	Resp	Lower	Upper
107	100		
108	115.1	90.9	136.3
77	45.7	32.6	48.8
79	44.9	32.8	49.2



#18
 Hexachloroethane
 Concen: 76.20 ng
 RT: 7.42 min Scan# 449
 Delta R.T. -0.01 min
 Lab File: BF085474.D
 Acq: 16 Mar 2016 21:04

Tgt Ion	Resp	Lower	Upper
117	100		
119	97.1	78.2	117.4
201	100.4	72.0	108.0

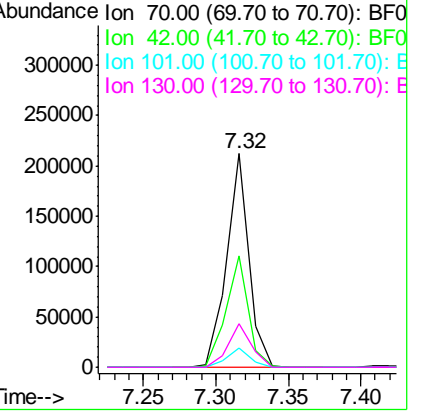




#19
 n-Nitroso-di-n-propylamine
 Concen: 72.92 ng
 RT: 7.32 min Scan# 440
 Delta R.T. -0.02 min
 Lab File: BF085474.D
 Acq: 16 Mar 2016 21:04

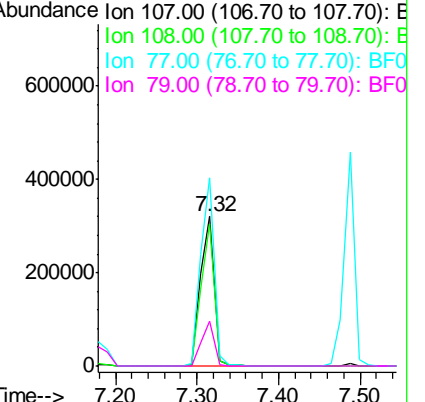
Instrument :
 BNA_F
ClientSampleId :
 SB-1(8-9)MSD

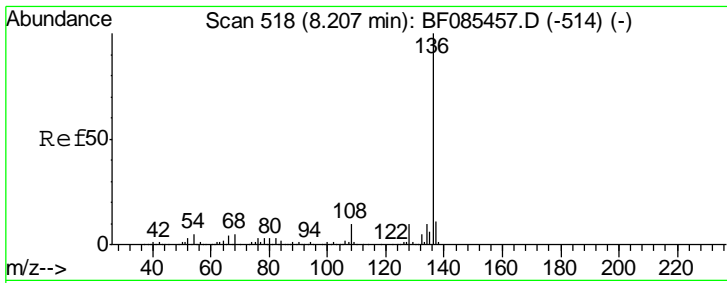
Tgt Ion	Resp	Lower	Upper
70	100		
42	52.0	37.7	56.5
101	9.2	8.2	12.4
130	20.2	20.5	30.7#



#20
 3+4-Methylphenols
 Concen: 87.95 ng
 RT: 7.32 min Scan# 440
 Delta R.T. -0.01 min
 Lab File: BF085474.D
 Acq: 16 Mar 2016 21:04

Tgt Ion	Resp	Lower	Upper
107	100		
108	95.0	68.8	108.8
77	125.7	53.6	93.6#
79	30.1	8.0	48.0

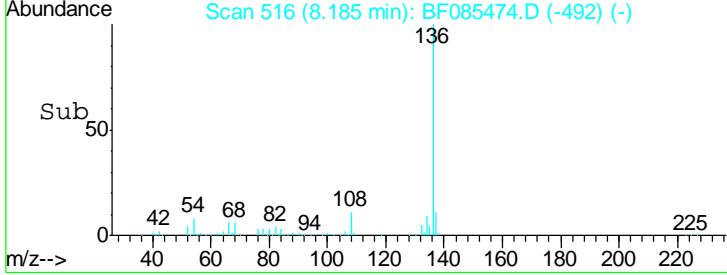
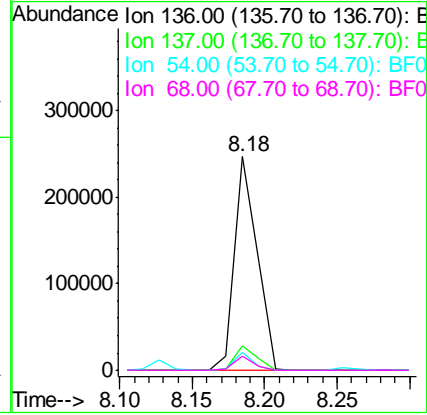
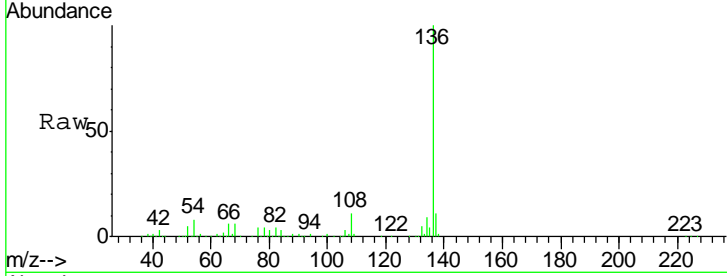




#21
 Naphthalene-d8
 Concen: 20.00 ng
 RT: 8.18 min Scan# 516
 Delta R.T. -0.02 min
 Lab File: BF085474.D
 Acq: 16 Mar 2016 21:04

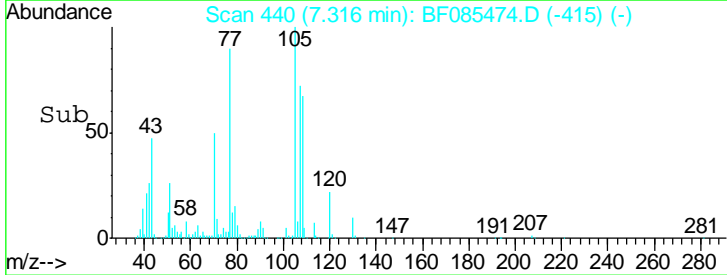
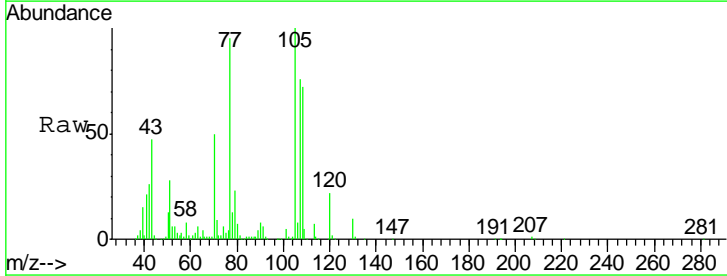
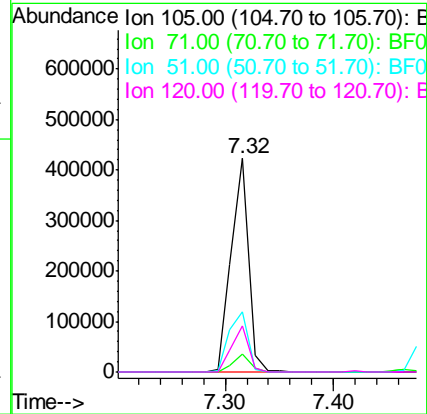
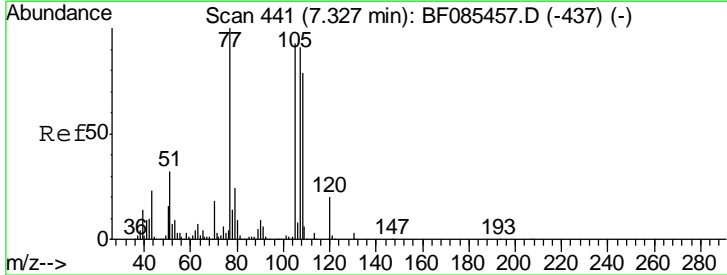
Instrument :
 BNA_F
ClientSampled :
 SB-1(8-9)MSD

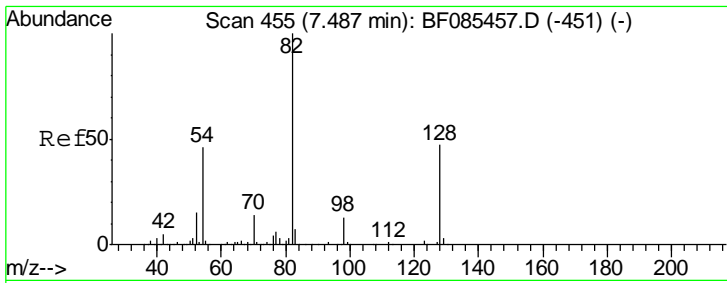
Tgt Ion	Resp	Lower	Upper
136	100		
137	11.3	9.3	13.9
54	8.3	7.4	11.2
68	6.4	6.0	9.0



#22
 Acetophenone
 Concen: 71.47 ng
 RT: 7.32 min Scan# 440
 Delta R.T. -0.01 min
 Lab File: BF085474.D
 Acq: 16 Mar 2016 21:04

Tgt Ion	Resp	Lower	Upper
105	100		
71	8.6	4.1	6.1#
51	28.2	21.1	31.7
120	21.5	17.3	25.9

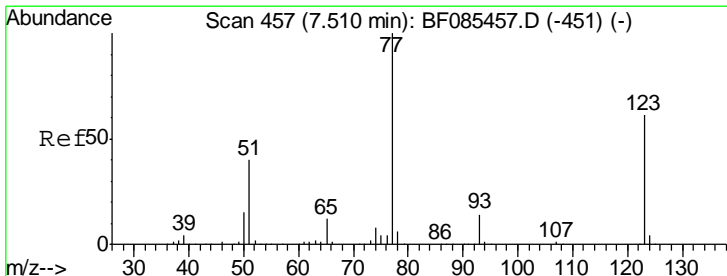
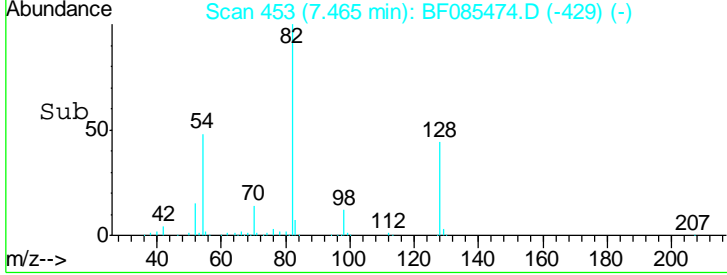
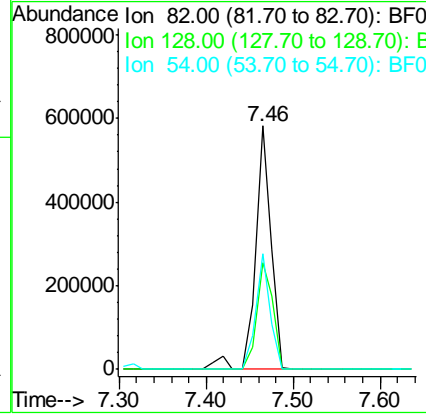
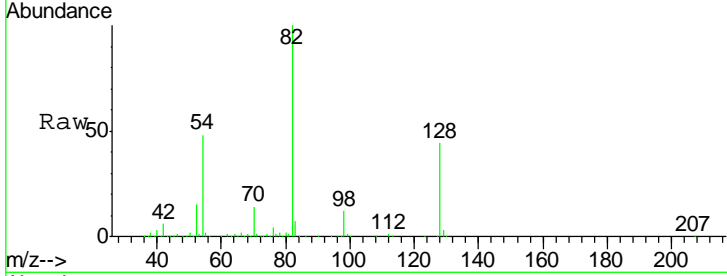




#23
 Nitrobenzene-d5
 Concen: 163.15 ng
 RT: 7.46 min Scan# 453
 Delta R.T. -0.02 min
 Lab File: BF085474.D
 Acq: 16 Mar 2016 21:04

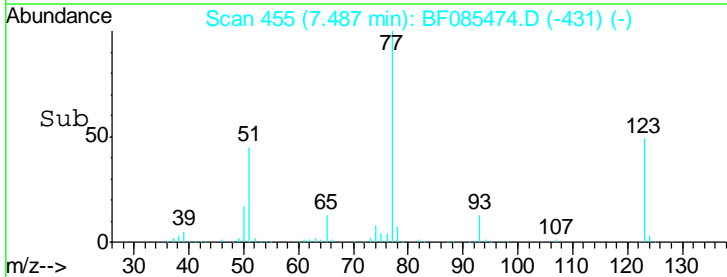
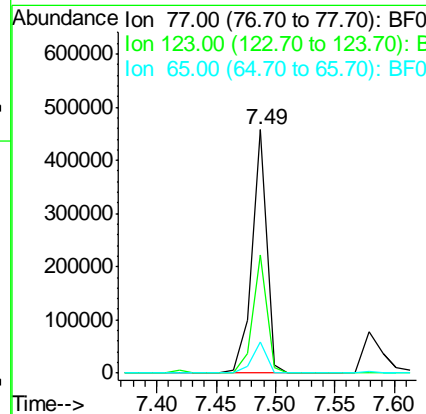
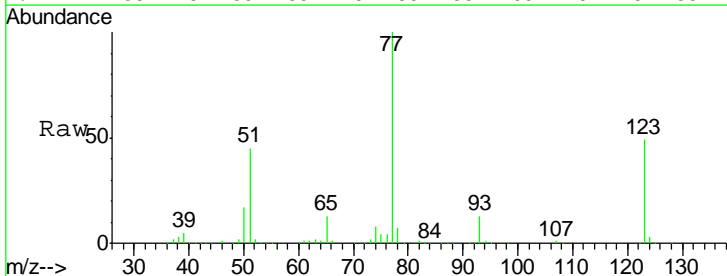
Instrument :
 BNA_F
ClientSampled :
 SB-1(8-9)MSD

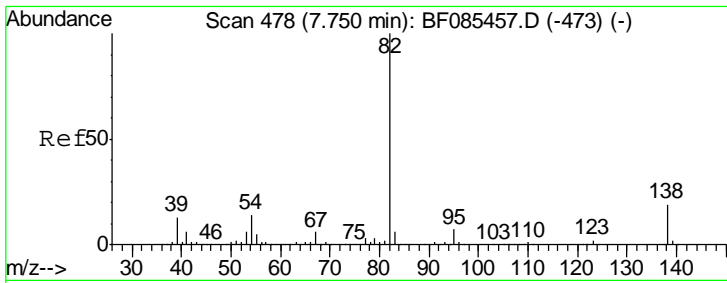
Tgt Ion	Resp	Lower	Upper
82	100		
128	43.6	34.5	51.7
54	47.5	39.3	58.9



#24
 Nitrobenzene
 Concen: 77.68 ng
 RT: 7.49 min Scan# 455
 Delta R.T. -0.02 min
 Lab File: BF085474.D
 Acq: 16 Mar 2016 21:04

Tgt Ion	Resp	Lower	Upper
77	100		
123	48.7	35.4	53.2
65	13.0	10.6	16.0

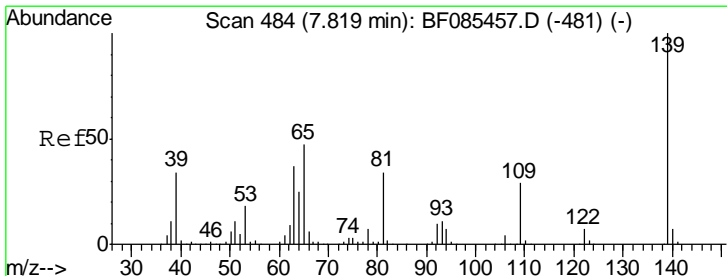
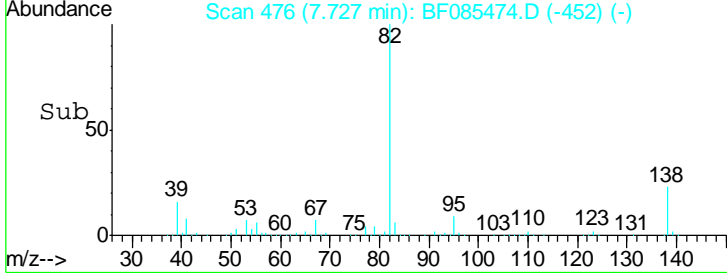
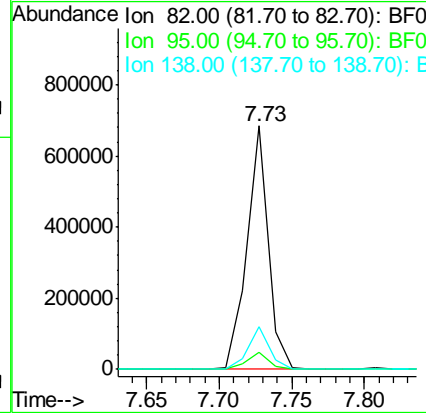
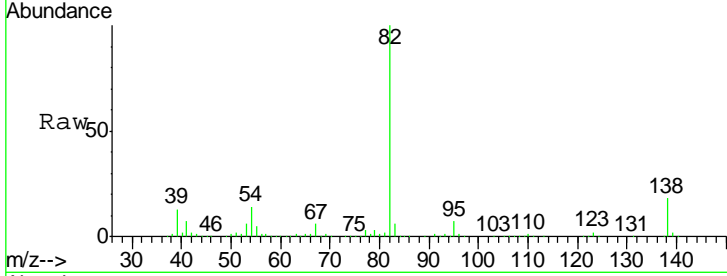




#25
 Isophorone
 Concen: 76.03 ng
 RT: 7.73 min Scan# 476
 Delta R.T. -0.02 min
 Lab File: BF085474.D
 Acq: 16 Mar 2016 21:04

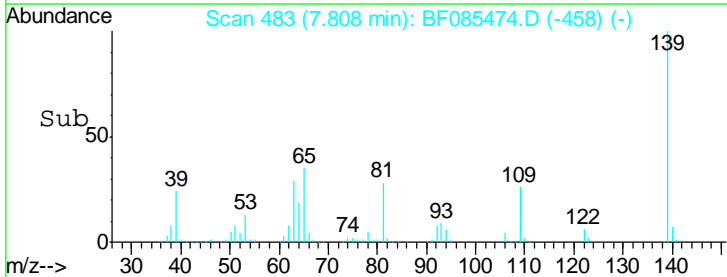
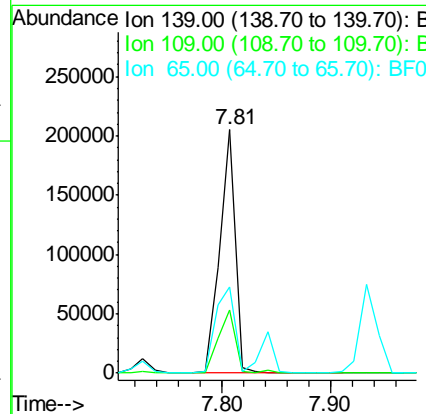
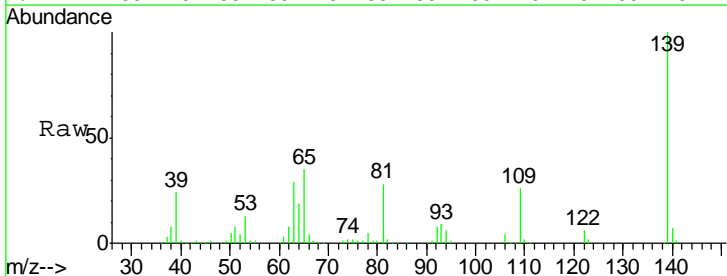
Instrument :
 BNA_F
 ClientSampleId :
 SB-1(8-9)MSD

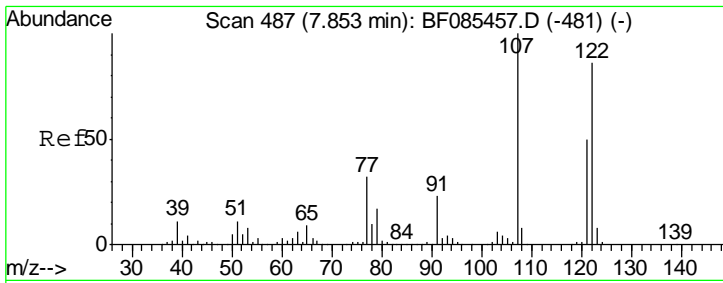
Tgt Ion	Resp	Lower	Upper
82	100		
95	7.0	5.4	8.2
138	17.6	13.3	19.9



#26
 2-Nitrophenol
 Concen: 84.94 ng
 RT: 7.81 min Scan# 483
 Delta R.T. -0.01 min
 Lab File: BF085474.D
 Acq: 16 Mar 2016 21:04

Tgt Ion	Resp	Lower	Upper
139	100		
109	25.9	19.1	28.7
65	35.4	23.9	35.9

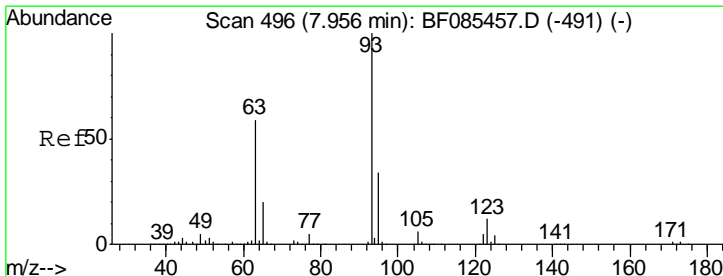
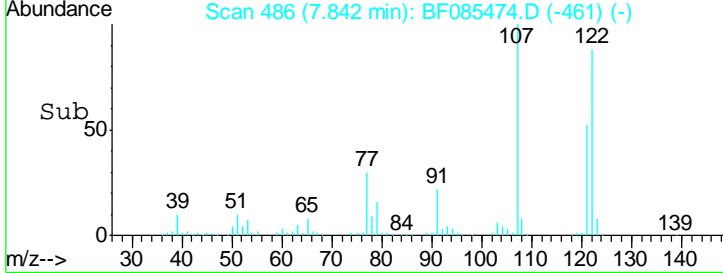
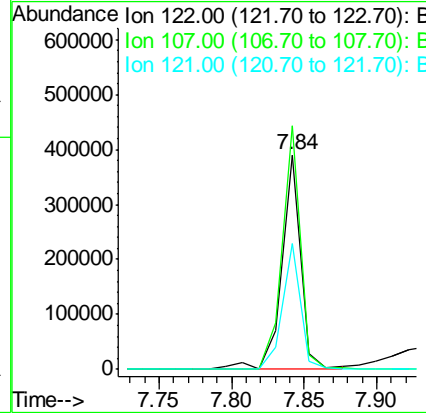
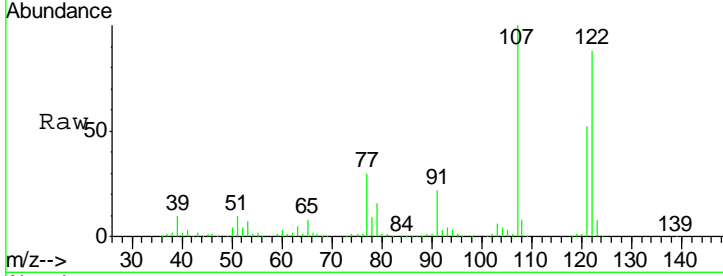




#27
 2,4-Dimethylphenol
 Concen: 81.42 ng
 RT: 7.84 min Scan# 486
 Delta R.T. -0.01 min
 Lab File: BF085474.D
 Acq: 16 Mar 2016 21:04

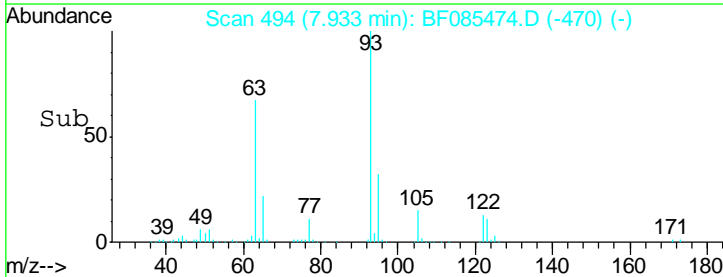
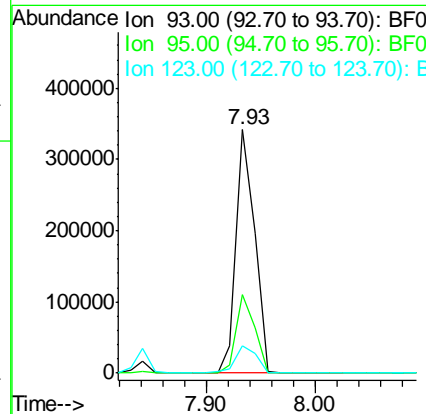
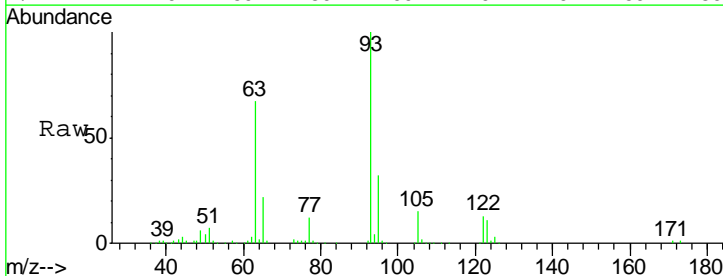
Instrument :
 BNA_F
 ClientSampleId :
 SB-1(8-9)MSD

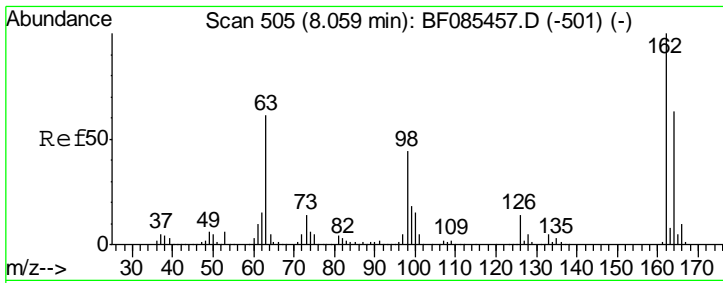
Tgt Ion	Resp	Lower	Upper
122	353764		
107	113.5	84.8	127.2
121	58.6	47.0	70.6



#28
 bis(2-Chloroethoxy)methane
 Concen: 72.26 ng
 RT: 7.93 min Scan# 494
 Delta R.T. -0.02 min
 Lab File: BF085474.D
 Acq: 16 Mar 2016 21:04

Tgt Ion	Resp	Lower	Upper
93	398736		
95	32.5	25.9	38.9
123	11.0	8.8	13.2

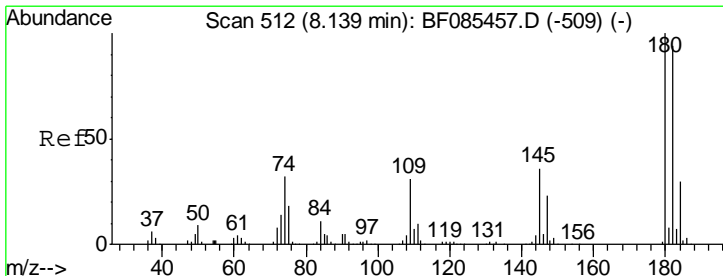
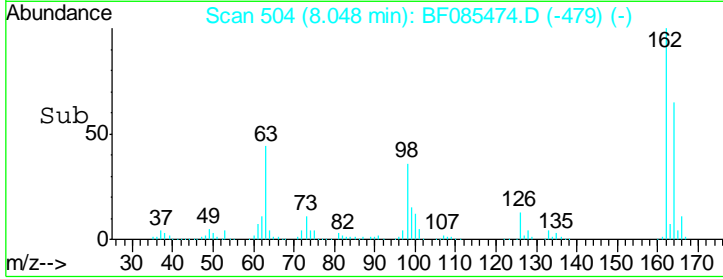
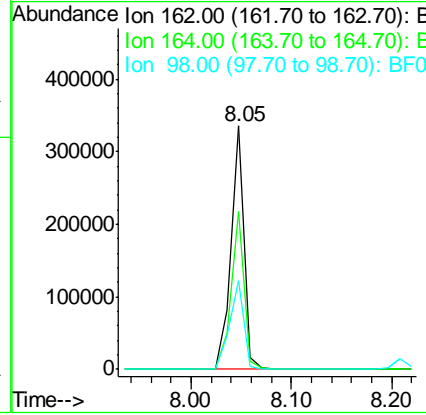
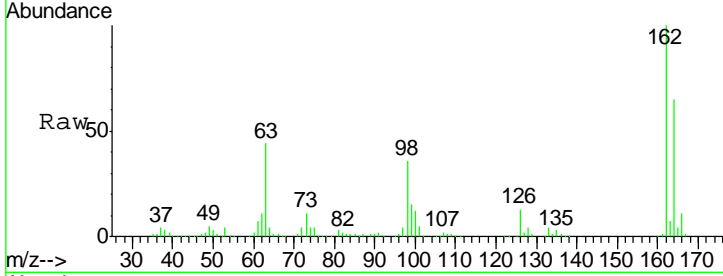




#29
 2,4-Dichlorophenol
 Concen: 85.95 ng
 RT: 8.05 min Scan# 504
 Delta R.T. -0.01 min
 Lab File: BF085474.D
 Acq: 16 Mar 2016 21:04

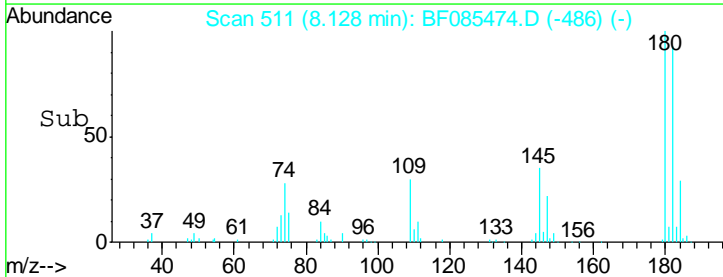
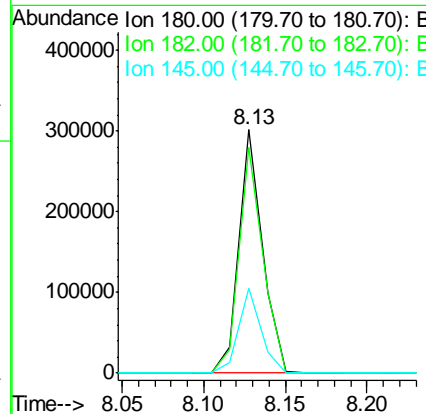
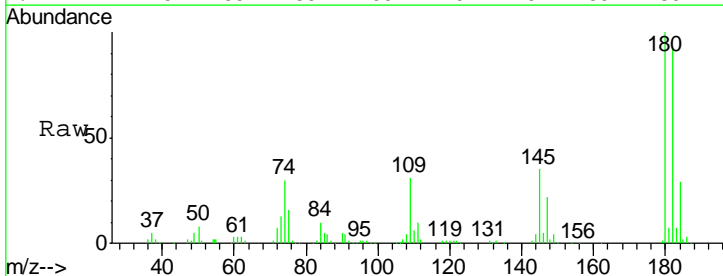
Instrument :
 BNA_F
 ClientSampleID :
 SB-1(8-9)MSD

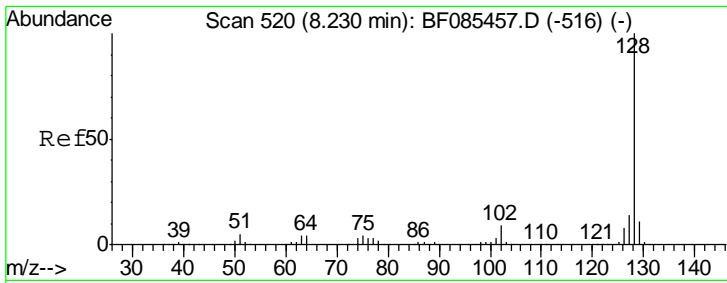
Tgt Ion	Resp	Lower	Upper
162	302969		
164	100	45.7	85.7
98	36.3	9.4	49.4



#30
 1,2,4-Trichlorobenzene
 Concen: 73.21 ng
 RT: 8.13 min Scan# 511
 Delta R.T. -0.01 min
 Lab File: BF085474.D
 Acq: 16 Mar 2016 21:04

Tgt Ion	Resp	Lower	Upper
180	298181		
182	100	74.9	112.3
145	34.8	27.9	41.9

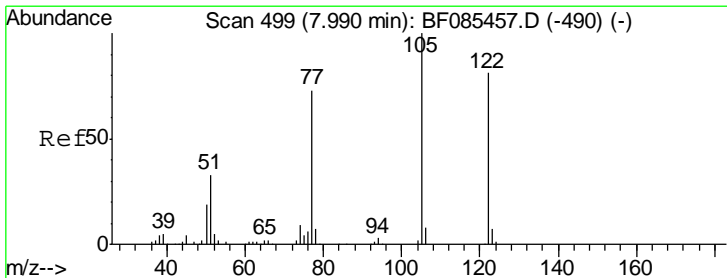
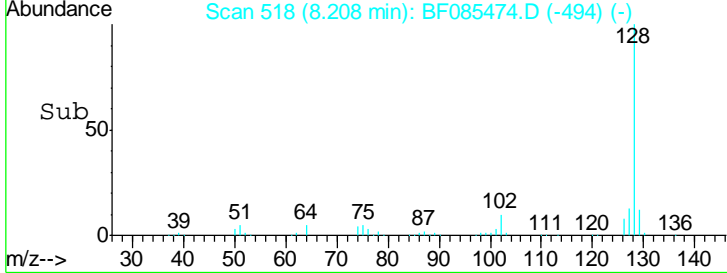
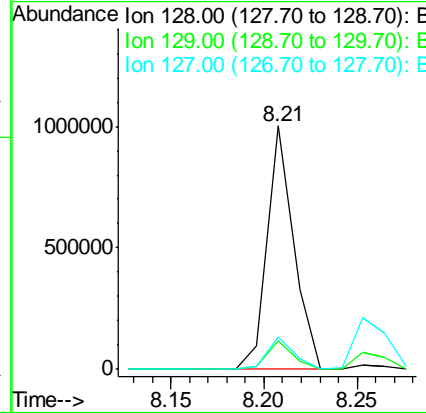
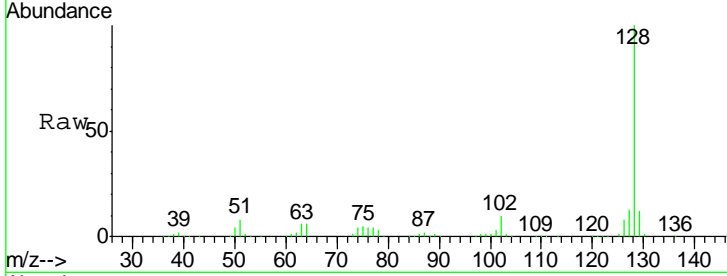




#31
 Naphthalene
 Concen: 75.16 ng
 RT: 8.21 min Scan# 518
 Delta R.T. -0.02 min
 Lab File: BF085474.D
 Acq: 16 Mar 2016 21:04

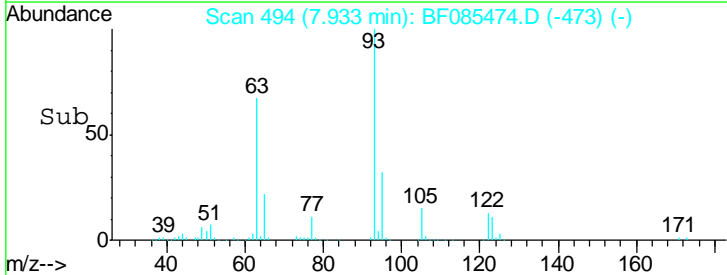
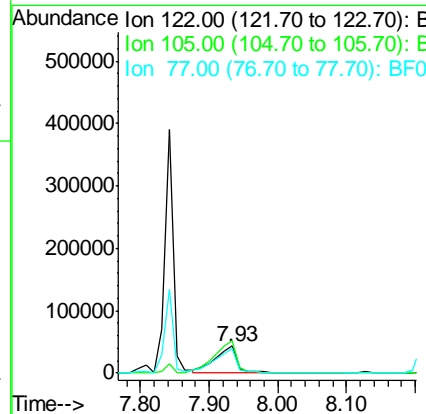
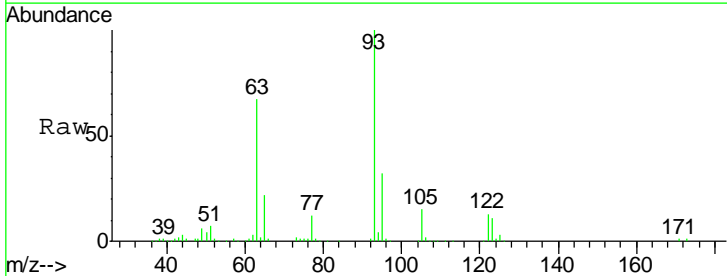
Instrument :
 BNA_F
 ClientSampleId :
 SB-1(8-9)MSD

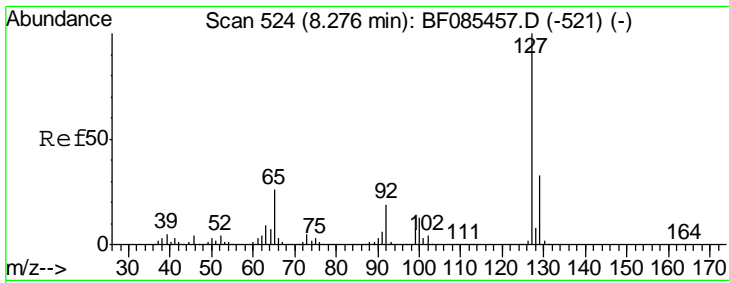
Tgt Ion	Resp	Lower	Upper
128	982812		
129	11.6	9.7	14.5
127	13.4	11.2	16.8



#32
 Benzoic acid
 Concen: 40.05 ng
 RT: 7.93 min Scan# 494
 Delta R.T. -0.06 min
 Lab File: BF085474.D
 Acq: 16 Mar 2016 21:04

Tgt Ion	Resp	Lower	Upper
122	100072		
105	122.4	101.3	141.3
77	92.0	74.7	114.7

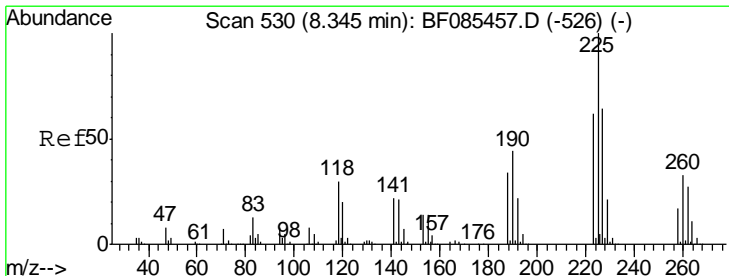
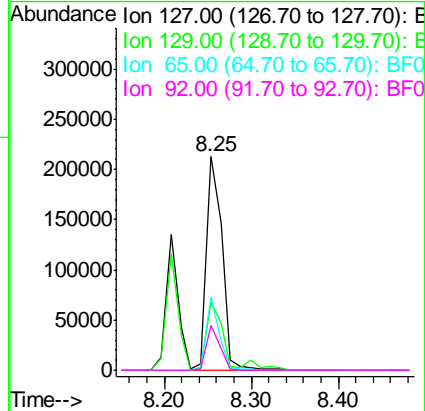
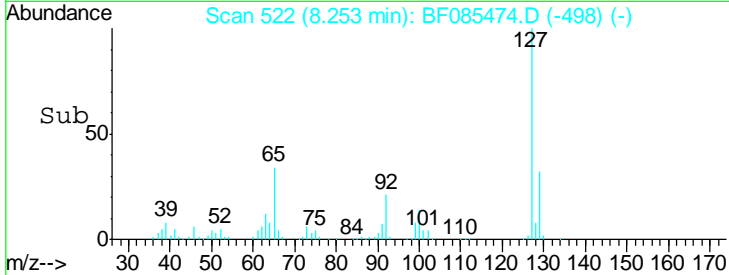
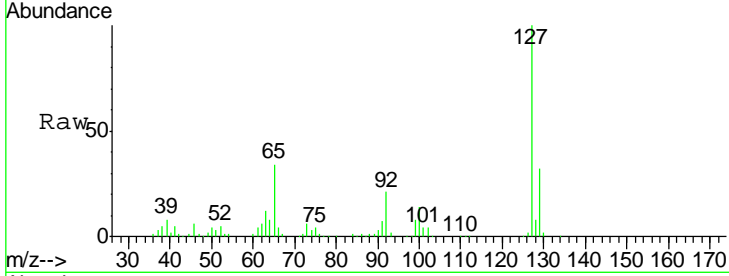




#33
 4-Chloroaniline
 Concen: 47.30 ng
 RT: 8.25 min Scan# 522
 Delta R.T. -0.02 min
 Lab File: BF085474.D
 Acq: 16 Mar 2016 21:04

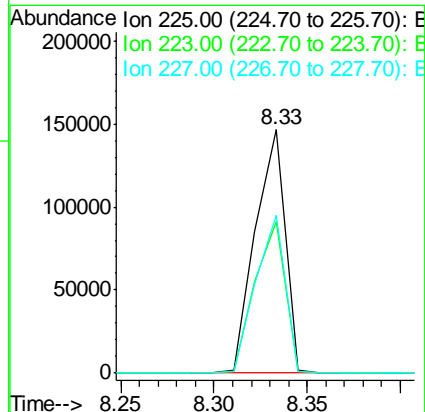
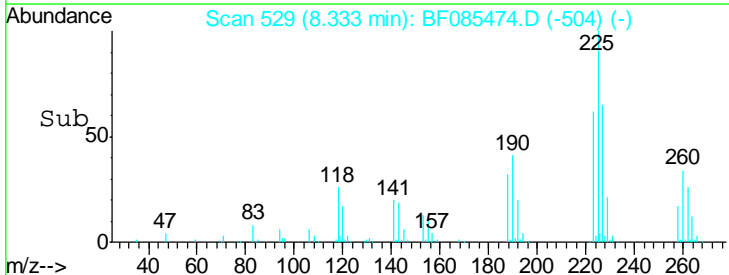
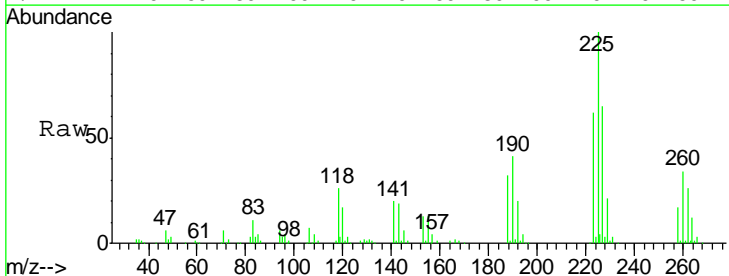
Instrument :
 BNA_F
 ClientSampleID :
 SB-1(8-9)MSD

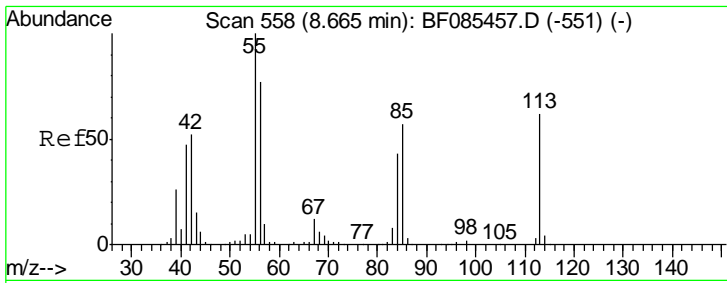
Tgt Ion	Resp	Lower	Upper
127	100		
129	31.9	26.1	39.1
65	34.2	27.0	40.6
92	21.2	17.4	26.0



#34
 Hexachlorobutadiene
 Concen: 75.59 ng
 RT: 8.33 min Scan# 529
 Delta R.T. -0.01 min
 Lab File: BF085474.D
 Acq: 16 Mar 2016 21:04

Tgt Ion	Resp	Lower	Upper
225	100		
223	62.0	49.7	74.5
227	64.7	52.2	78.4

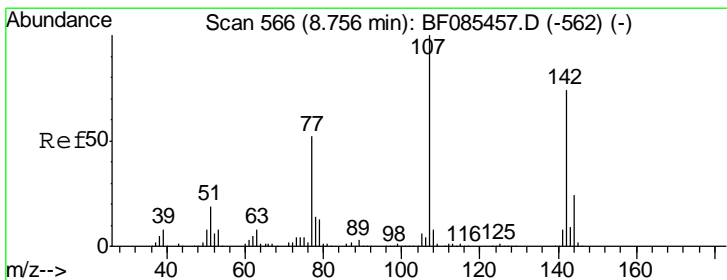
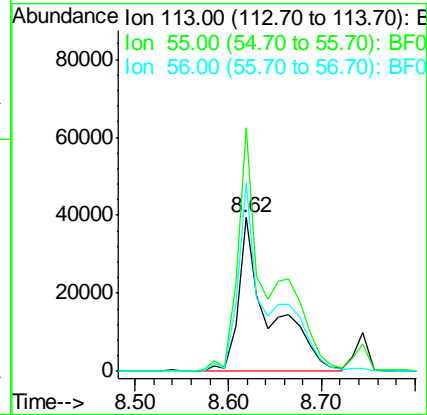
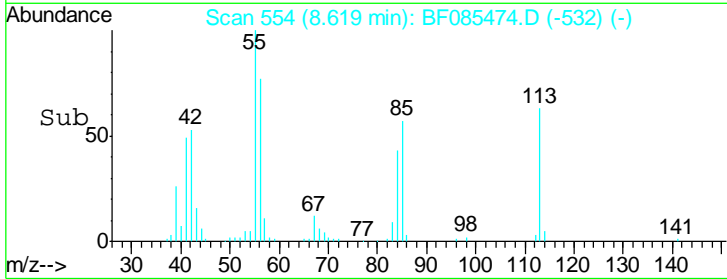
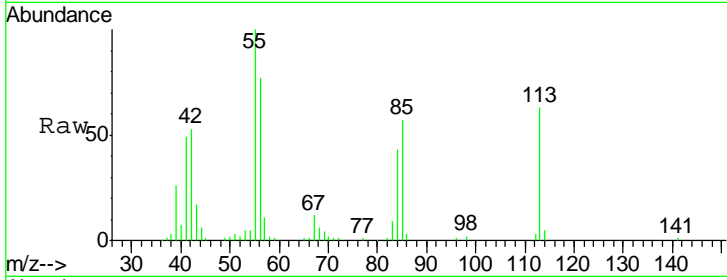




#35
 Caprolactam
 Concen: 80.44 ng
 RT: 8.62 min Scan# 554
 Delta R.T. -0.05 min
 Lab File: BF085474.D
 Acq: 16 Mar 2016 21:04

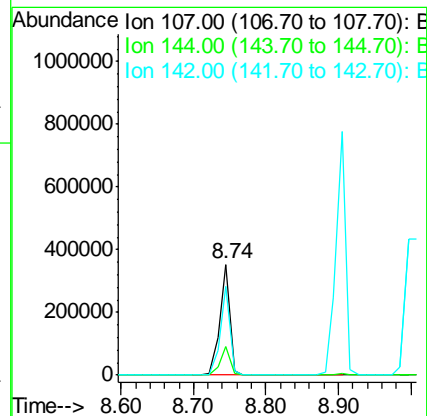
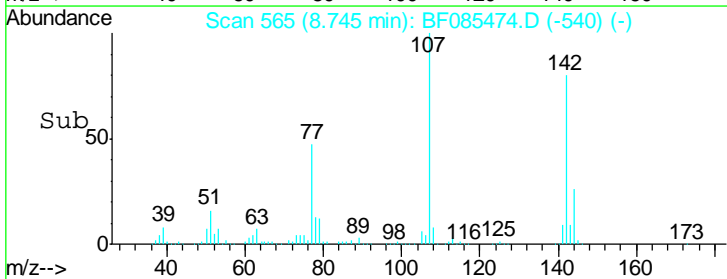
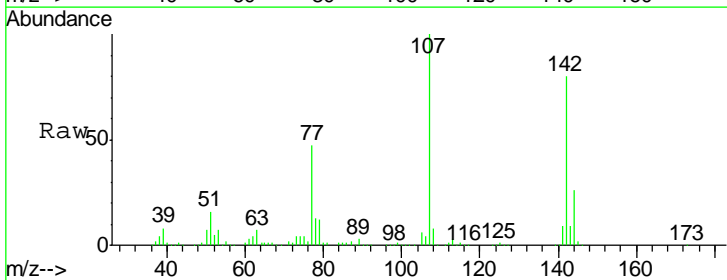
Instrument :
 BNA_F
ClientSampleId :
 SB-1(8-9)MSD

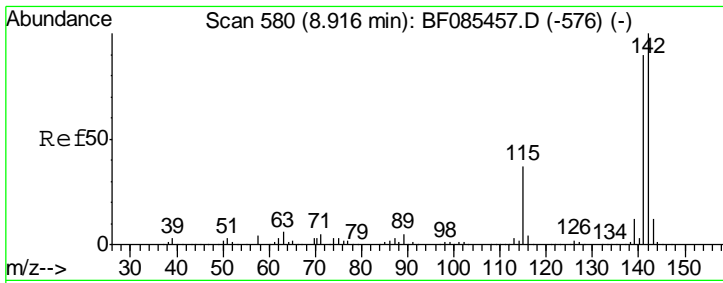
Tgt Ion	Resp	Lower	Upper
113	100		
55	158.5	152.7	192.7
56	122.7	109.0	149.0



#36
 4-Chloro-3-methylphenol
 Concen: 84.90 ng
 RT: 8.74 min Scan# 565
 Delta R.T. -0.01 min
 Lab File: BF085474.D
 Acq: 16 Mar 2016 21:04

Tgt Ion	Resp	Lower	Upper
107	100		
144	25.9	19.4	29.2
142	79.9	59.4	89.2

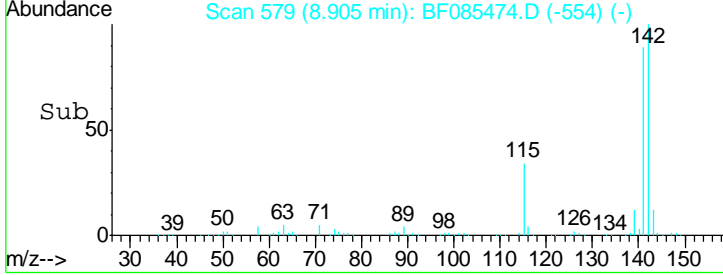
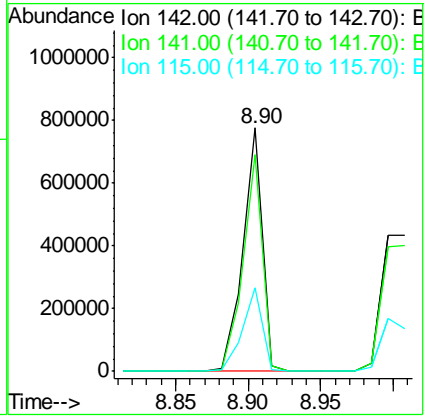
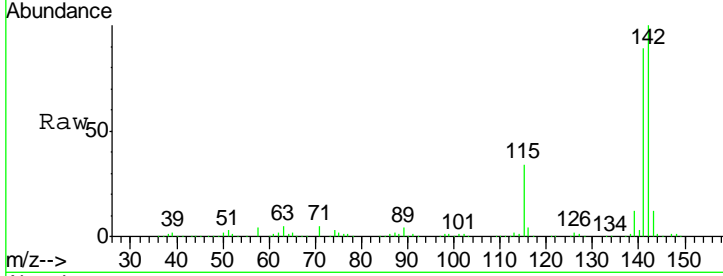




#37
 2-Methylnaphthalene
 Concen: 87.14 ng
 RT: 8.90 min Scan# 579
 Delta R.T. -0.01 min
 Lab File: BF085474.D
 Acq: 16 Mar 2016 21:04

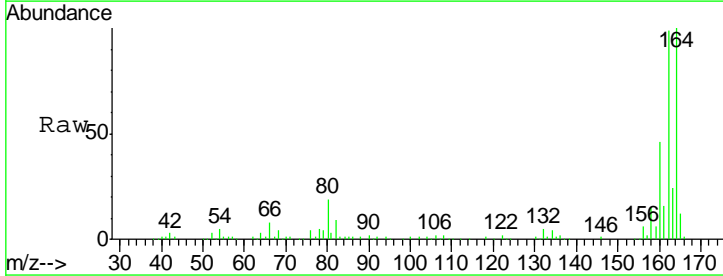
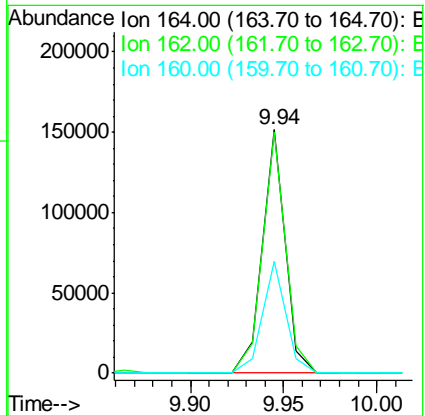
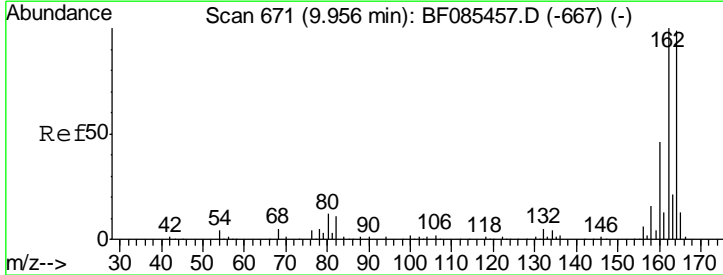
Instrument :
 BNA_F
ClientSampleID :
 SB-1(8-9)MSD

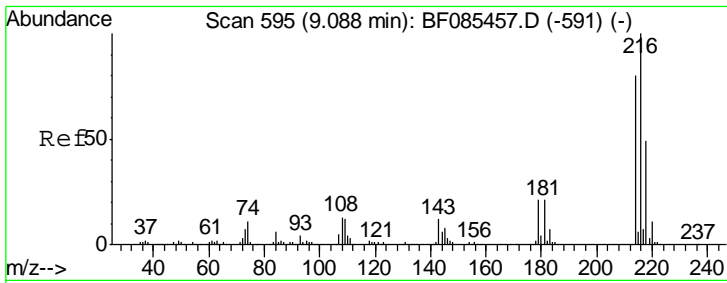
Tgt Ion	Resp	Ion Ratio	Lower	Upper
142	721534	100		
141	89.0	71.7	107.5	
115	34.2	26.2	39.4	



#38
 Acenaphthene-d10
 Concen: 20.00 ng
 RT: 9.94 min Scan# 670
 Delta R.T. -0.01 min
 Lab File: BF085474.D
 Acq: 16 Mar 2016 21:04

Tgt Ion	Resp	Ion Ratio	Lower	Upper
164	126643	100		
162	99.2	83.3	124.9	
160	45.7	37.9	56.9	



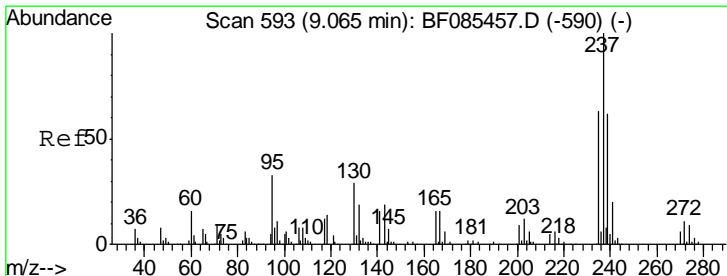
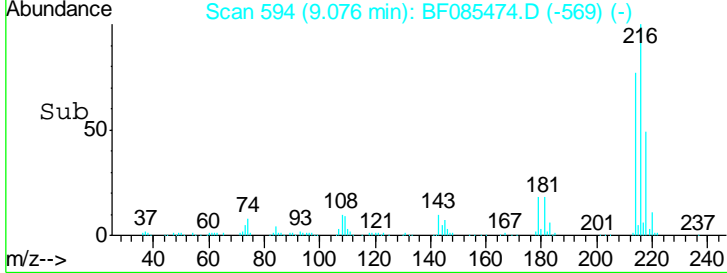
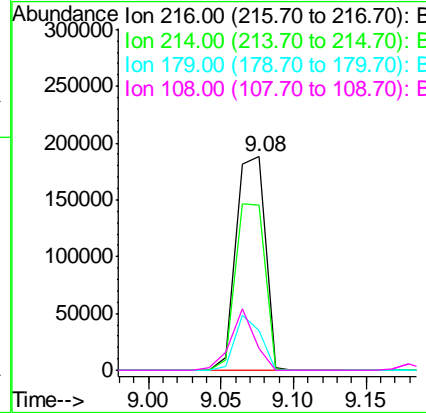
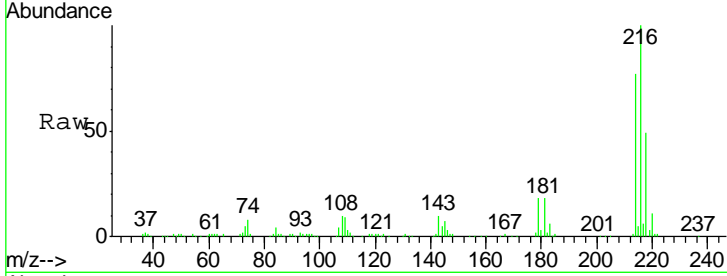


#39
 1,2,4,5-Tetrachlorobenzene
 Concen: 66.74 ng
 RT: 9.08 min Scan# 594
 Delta R.T. -0.01 min
 Lab File: BF085474.D
 Acq: 16 Mar 2016 21:04

Instrument :
 BNA_F
ClientSampleId :
 SB-1(8-9)MSD

Tgt Ion: 216 Resp: 262896

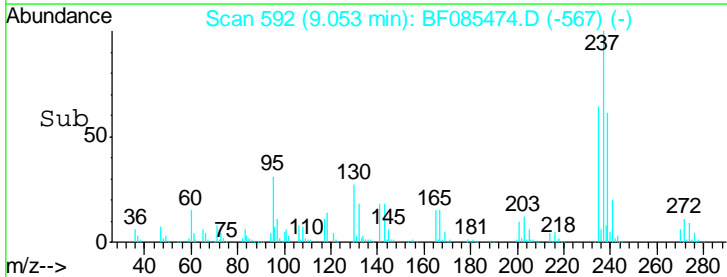
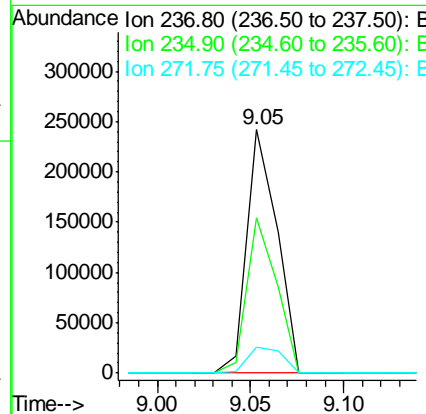
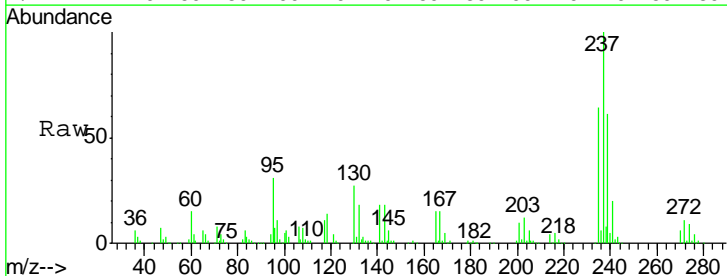
Ion	Ratio	Lower	Upper
216	100		
214	78.9	63.8	95.6
179	22.7	19.6	29.4
108	23.8	19.6	29.4

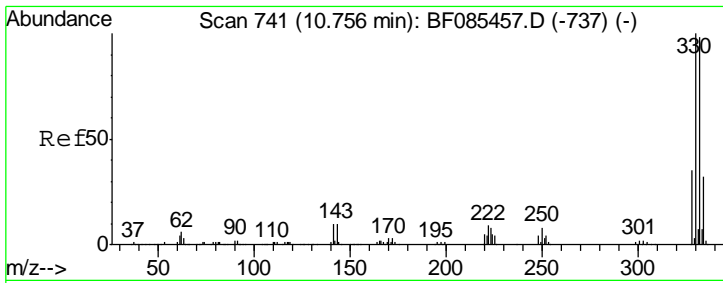


#40
 Hexachlorocyclopentadiene
 Concen: 144.05 ng
 RT: 9.05 min Scan# 592
 Delta R.T. -0.01 min
 Lab File: BF085474.D
 Acq: 16 Mar 2016 21:04

Tgt Ion: 237 Resp: 274216

Ion	Ratio	Lower	Upper
237	100		
235	63.8	43.7	83.7
272	10.8	0.0	31.5

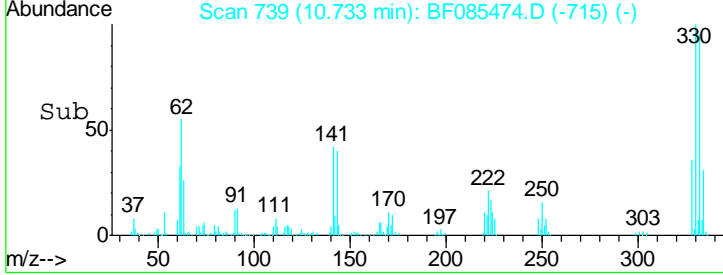
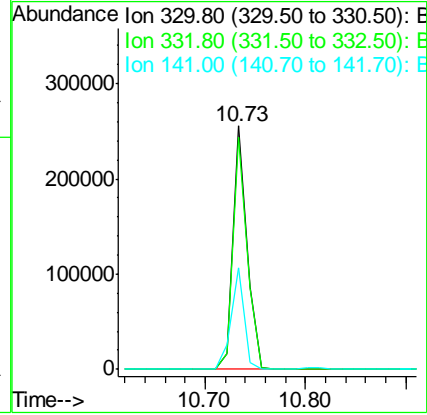
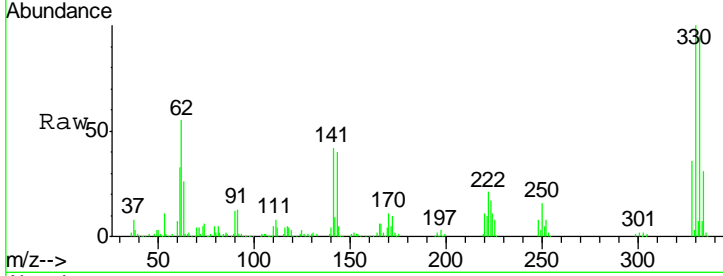




#41
 2,4,6-Tribromophenol
 Concen: 214.13 ng
 RT: 10.73 min Scan# 739
 Delta R.T. -0.02 min
 Lab File: BF085474.D
 Acq: 16 Mar 2016 21:04

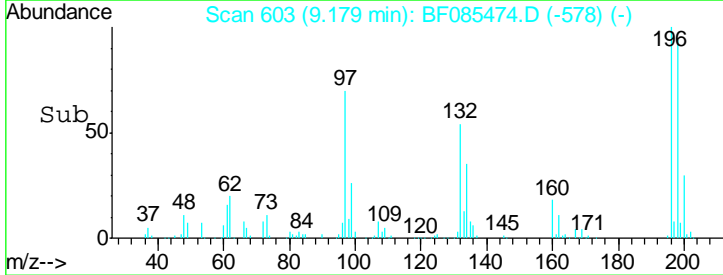
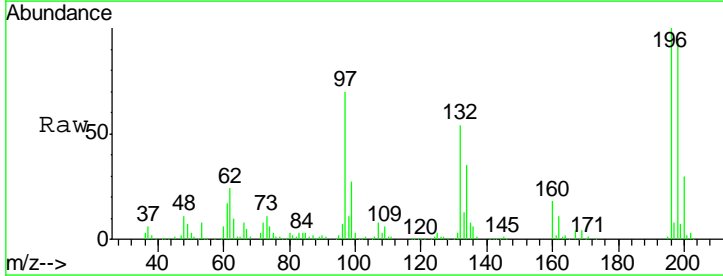
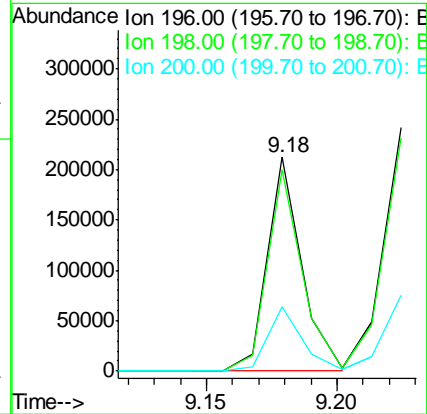
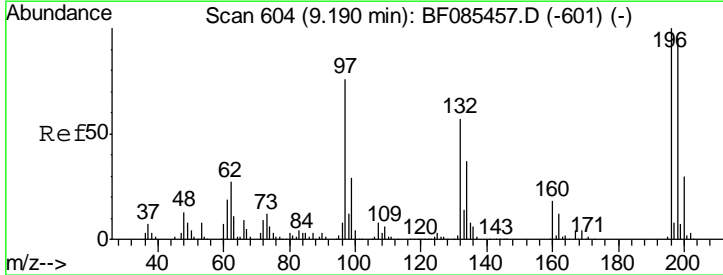
Instrument :
 BNA_F
 ClientSampleId :
 SB-1(8-9)MSD

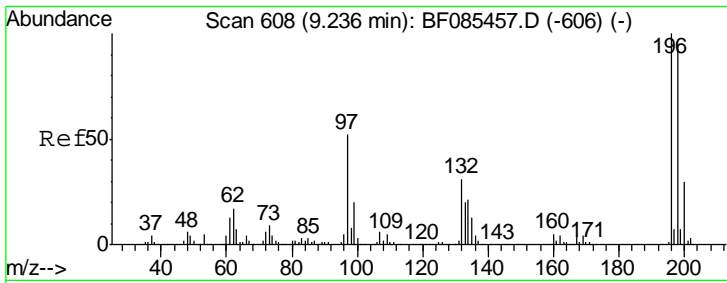
Tgt Ion	Resp	Lower	Upper
330	100		
332	96.3	77.1	115.7
141	39.4	35.0	52.6



#42
 2,4,6-Trichlorophenol
 Concen: 75.12 ng
 RT: 9.18 min Scan# 603
 Delta R.T. -0.01 min
 Lab File: BF085474.D
 Acq: 16 Mar 2016 21:04

Tgt Ion	Resp	Lower	Upper
196	100		
198	94.3	77.8	116.6
200	29.9	25.0	37.6

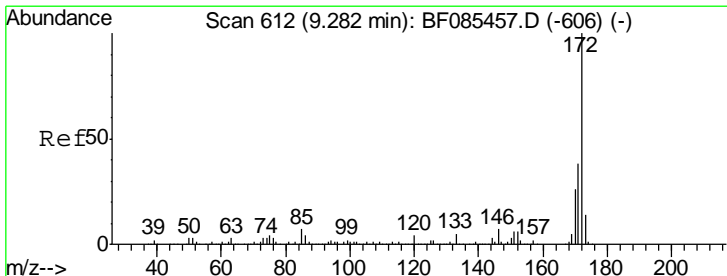
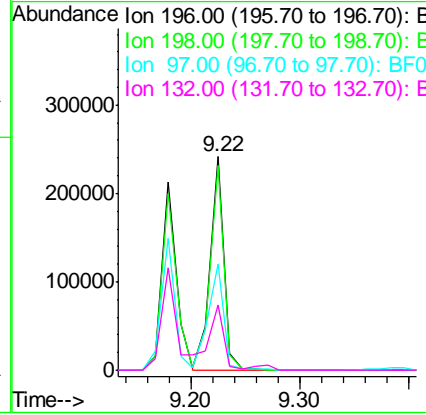
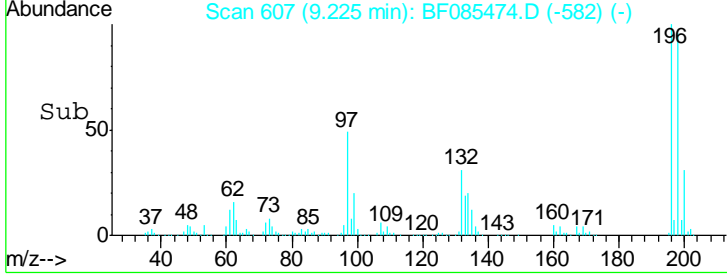
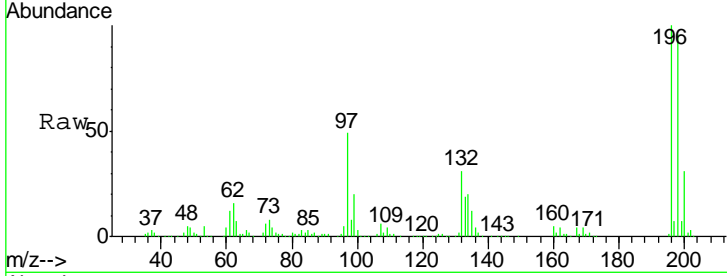




#43
 2,4,5-Trichlorophenol
 Concen: 82.15 ng
 RT: 9.22 min Scan# 607
 Delta R.T. -0.01 min
 Lab File: BF085474.D
 Acq: 16 Mar 2016 21:04

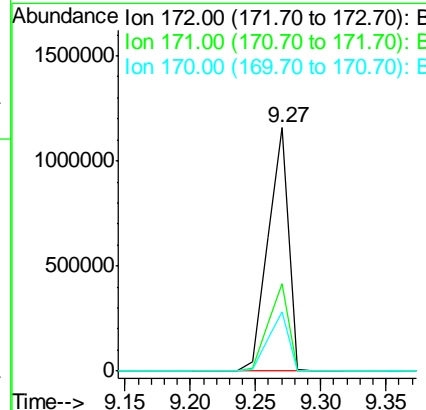
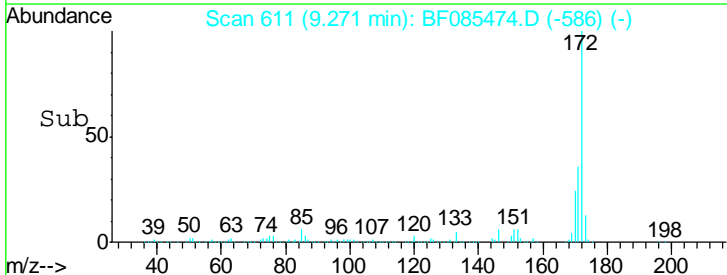
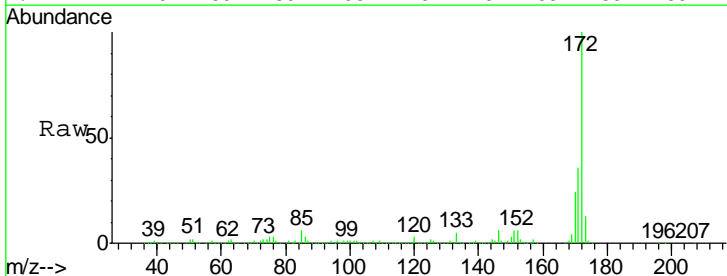
Instrument :
 BNA_F
 ClientSampleId :
 SB-1(8-9)MSD

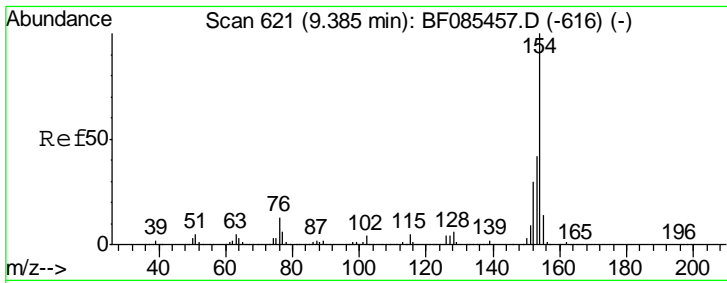
Tgt Ion	Resp	Lower	Upper
196	100		
198	95.6	75.7	113.5
97	49.5	46.4	69.6
132	30.8	26.2	39.4



#44
 2-Fluorobiphenyl
 Concen: 174.20 ng
 RT: 9.27 min Scan# 611
 Delta R.T. -0.01 min
 Lab File: BF085474.D
 Acq: 16 Mar 2016 21:04

Tgt Ion	Resp	Lower	Upper
172	100		
171	36.2	29.3	43.9
170	24.3	20.0	30.0

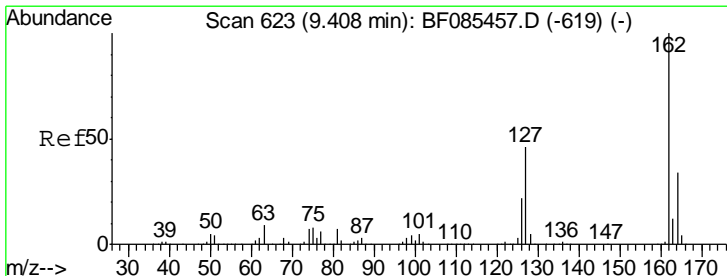
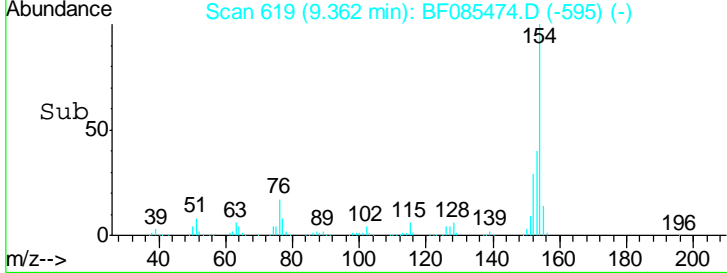
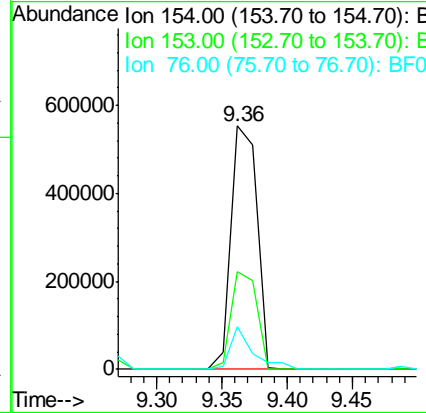
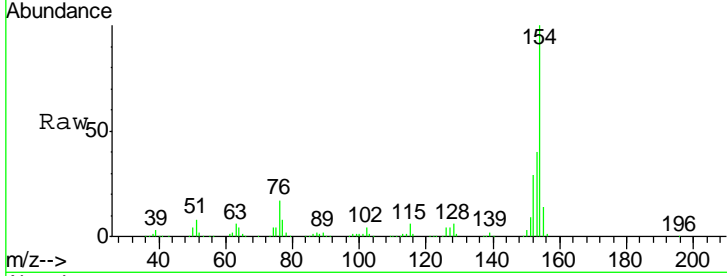




#45
 1,1'-Biphenyl
 Concen: 73.45 ng
 RT: 9.36 min Scan# 619
 Delta R.T. -0.02 min
 Lab File: BF085474.D
 Acq: 16 Mar 2016 21:04

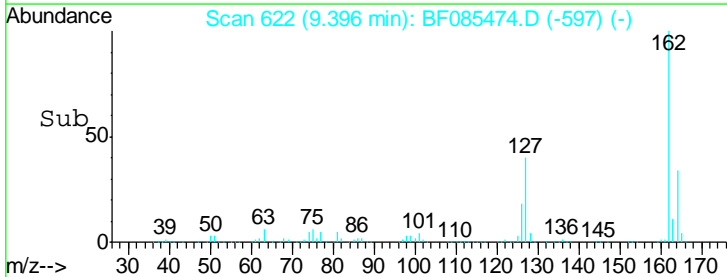
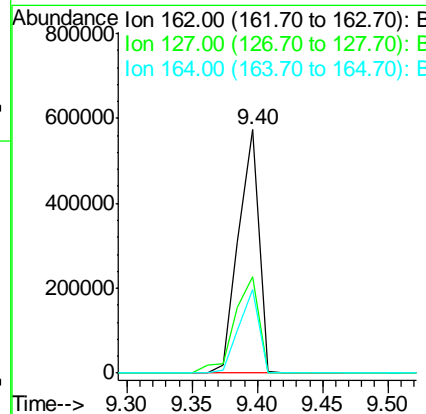
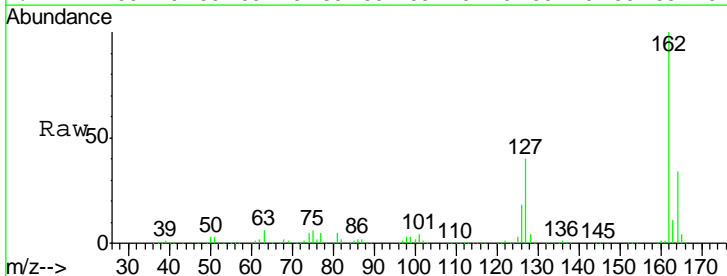
Instrument :
 BNA_F
 ClientSampled :
 SB-1(8-9)MSD

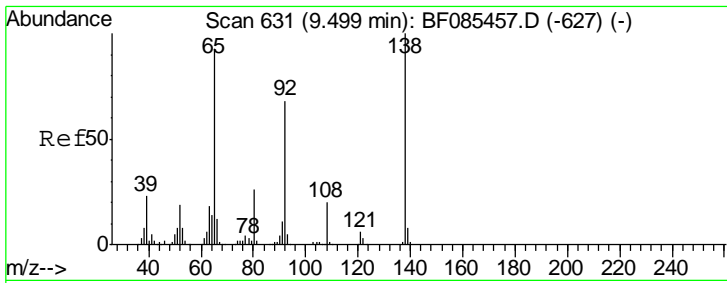
Tgt Ion	Resp	Lower	Upper
154	100		
153	40.3	21.4	61.4
76	17.3	0.0	37.5



#46
 2-Chloronaphthalene
 Concen: 80.46 ng
 RT: 9.40 min Scan# 622
 Delta R.T. -0.01 min
 Lab File: BF085474.D
 Acq: 16 Mar 2016 21:04

Tgt Ion	Resp	Lower	Upper
162	100		
127	39.6	31.6	47.4
164	34.1	27.1	40.7

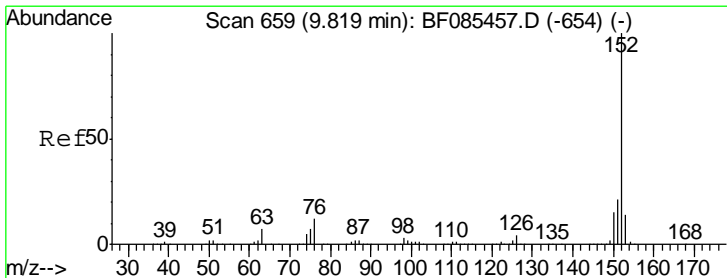
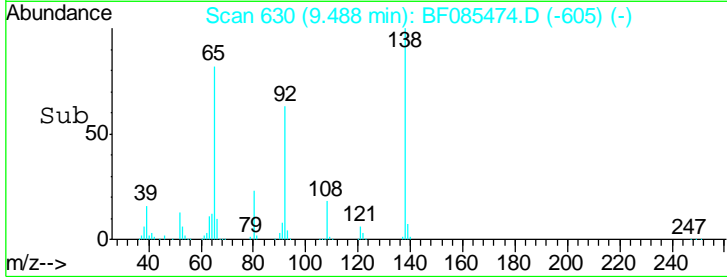
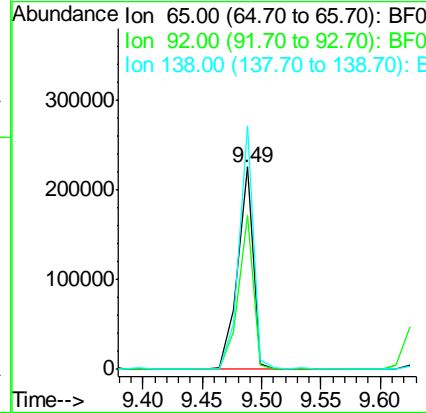
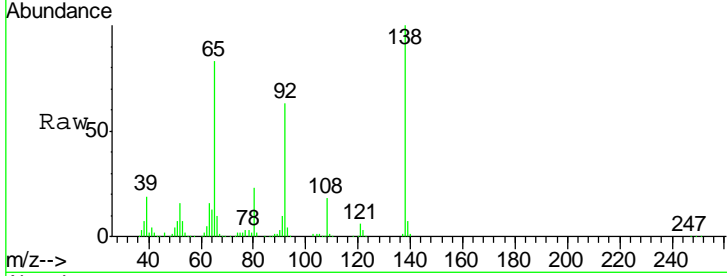




#47
 2-Nitroaniline
 Concen: 88.20 ng
 RT: 9.49 min Scan# 630
 Delta R.T. -0.01 min
 Lab File: BF085474.D
 Acq: 16 Mar 2016 21:04

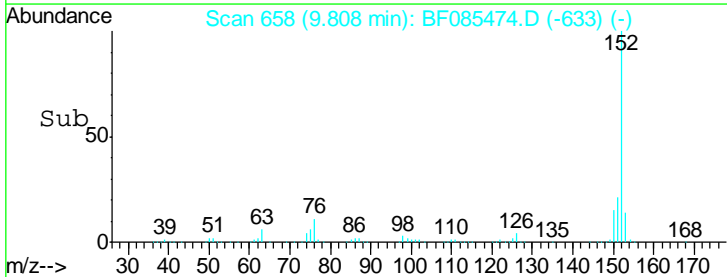
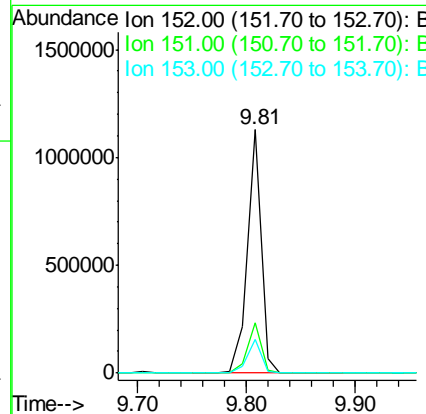
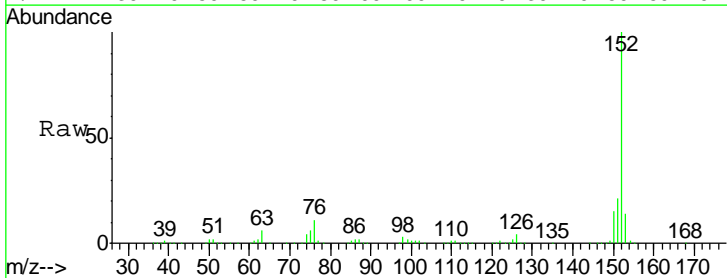
Instrument :
 BNA_F
 ClientSampleID :
 SB-1(8-9)MSD

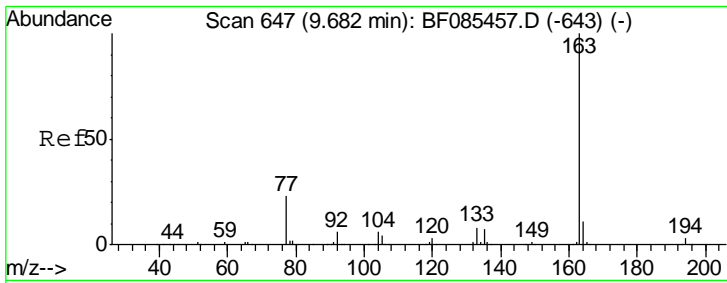
Tgt Ion	Resp	Lower	Upper
65	100		
92	76.1	55.4	83.2
138	120.5	75.7	113.5#



#48
 Acenaphthylene
 Concen: 77.80 ng
 RT: 9.81 min Scan# 658
 Delta R.T. -0.01 min
 Lab File: BF085474.D
 Acq: 16 Mar 2016 21:04

Tgt Ion	Resp	Lower	Upper
152	100		
151	20.9	17.5	26.3
153	13.6	11.3	16.9

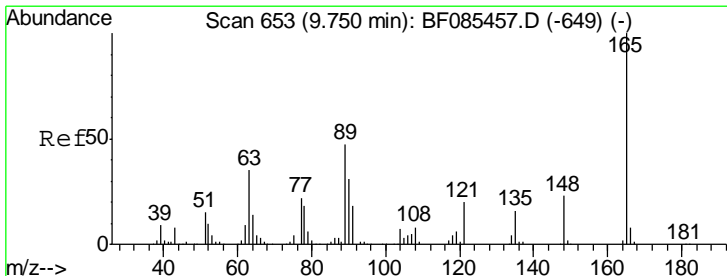
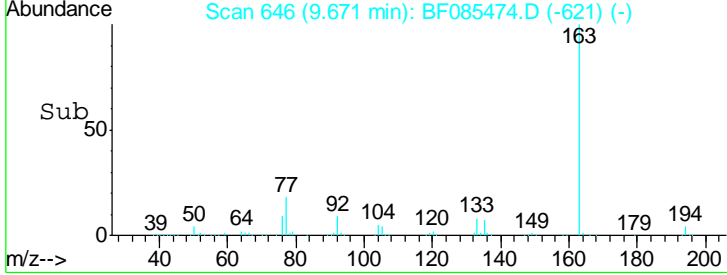
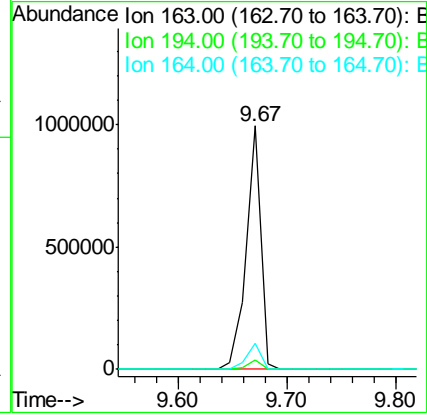
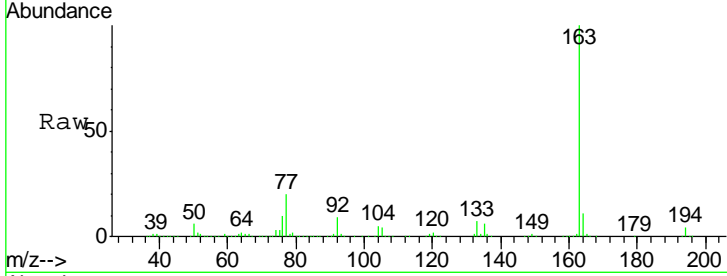




#49
 Dimethylphthalate
 Concen: 98.35 ng
 RT: 9.67 min Scan# 646
 Delta R.T. -0.01 min
 Lab File: BF085474.D
 Acq: 16 Mar 2016 21:04

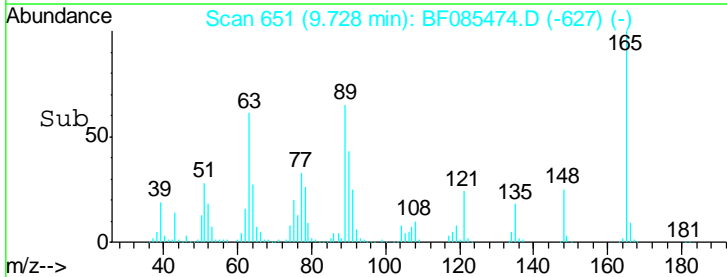
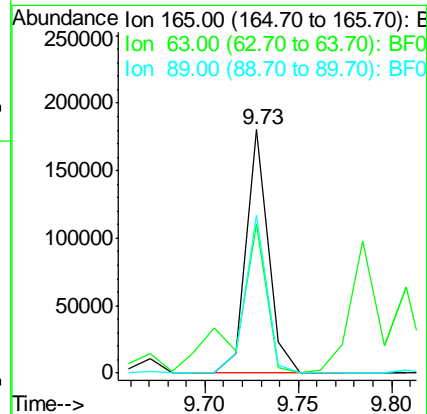
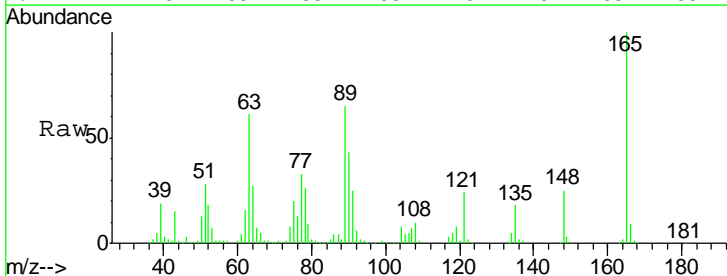
Instrument :
 BNA_F
ClientSampleID :
 SB-1(8-9)MSD

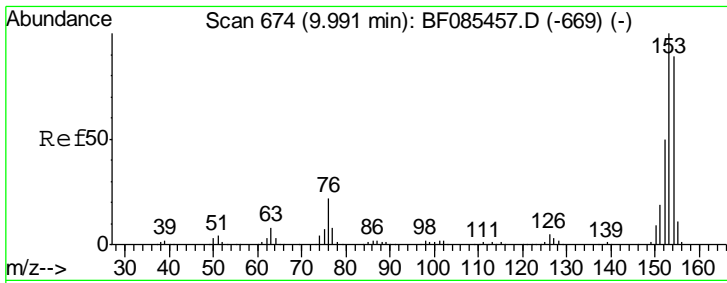
Tgt Ion	Resp	Lower	Upper
163	100		
194	3.7	3.1	4.7
164	10.5	8.2	12.4



#50
 2,6-Dinitrotoluene
 Concen: 73.57 ng
 RT: 9.73 min Scan# 651
 Delta R.T. -0.02 min
 Lab File: BF085474.D
 Acq: 16 Mar 2016 21:04

Tgt Ion	Resp	Lower	Upper
165	100		
63	61.1	41.8	62.8
89	64.7	46.7	70.1

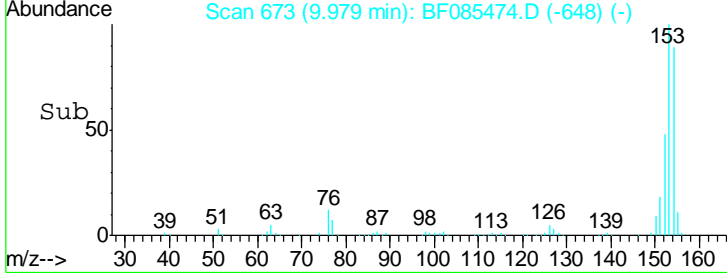
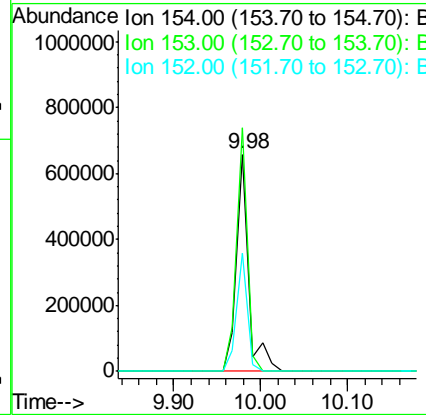
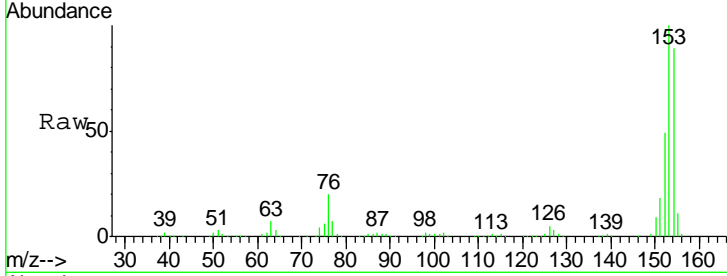




#51
 Acenaphthene
 Concen: 82.20 ng
 RT: 9.98 min Scan# 673
 Delta R.T. -0.01 min
 Lab File: BF085474.D
 Acq: 16 Mar 2016 21:04

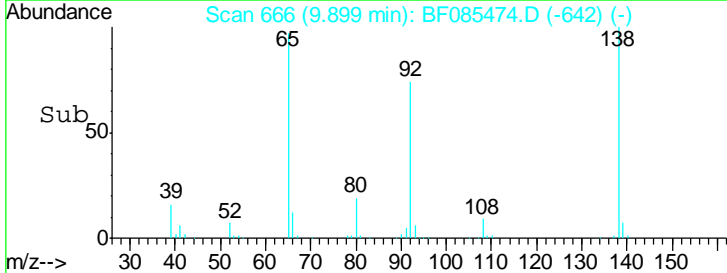
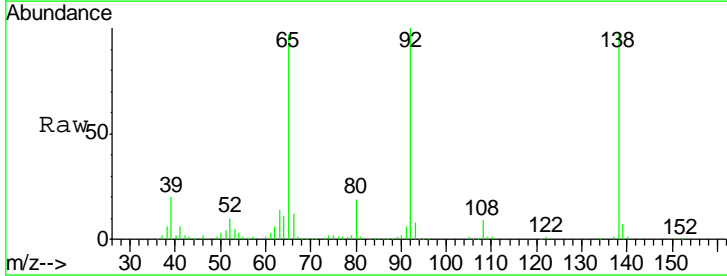
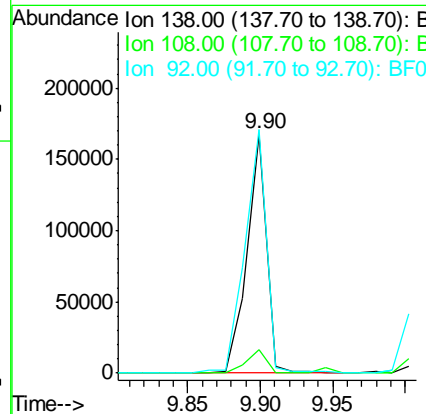
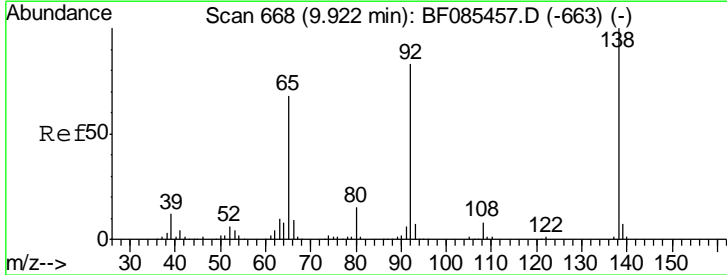
Instrument :
 BNA_F
 ClientSampleId :
 SB-1(8-9)MSD

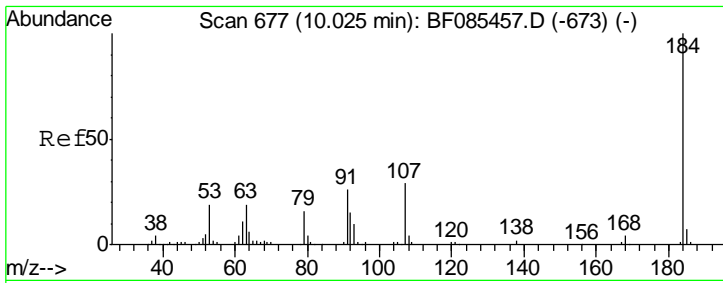
Tgt Ion	Resp	Lower	Upper
154	100		
153	112.3	89.8	134.8
152	54.5	44.6	66.8



#52
 3-Nitroaniline
 Concen: 64.03 ng
 RT: 9.90 min Scan# 666
 Delta R.T. -0.02 min
 Lab File: BF085474.D
 Acq: 16 Mar 2016 21:04

Tgt Ion	Resp	Lower	Upper
138	100		
108	9.6	7.8	11.6
92	102.1	81.3	121.9

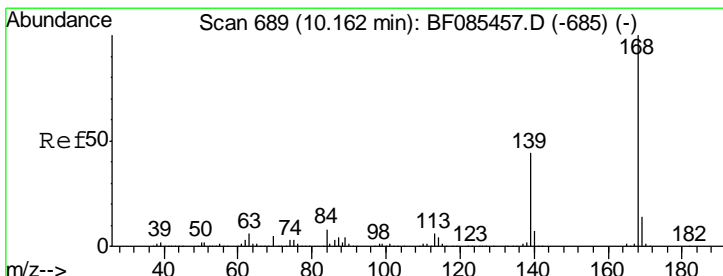
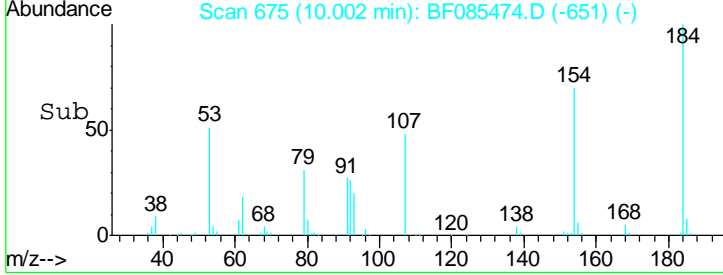
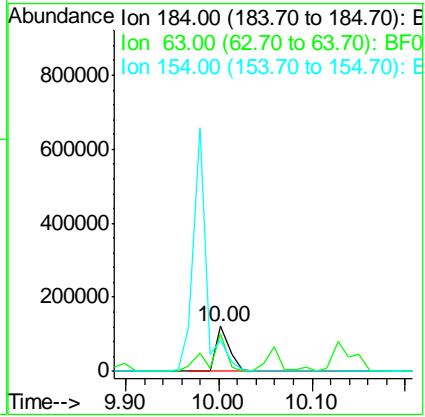
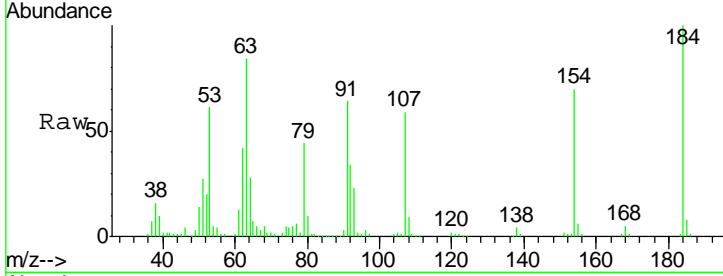




#53
 2,4-Dinitrophenol
 Concen: 108.91 ng
 RT: 10.00 min Scan# 675
 Delta R.T. -0.02 min
 Lab File: BF085474.D
 Acq: 16 Mar 2016 21:04

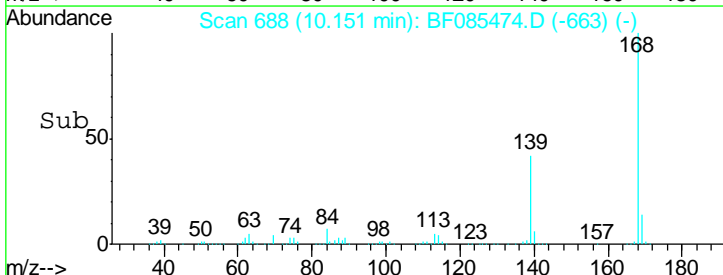
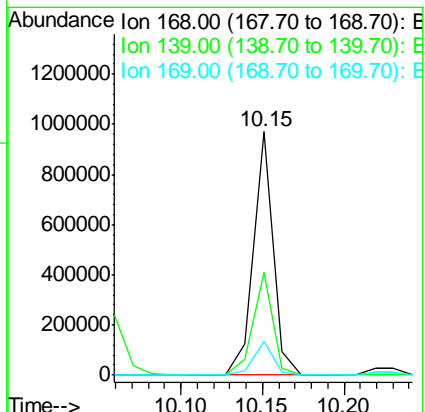
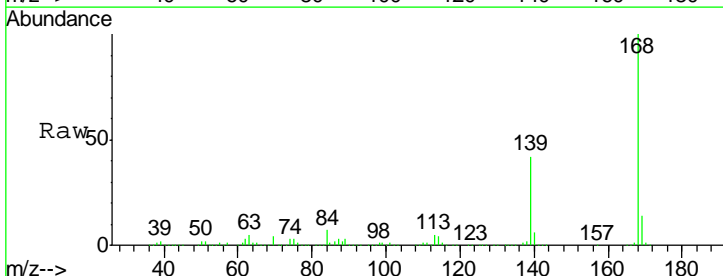
Instrument :
 BNA_F
ClientSampled :
 SB-1(8-9)MSD

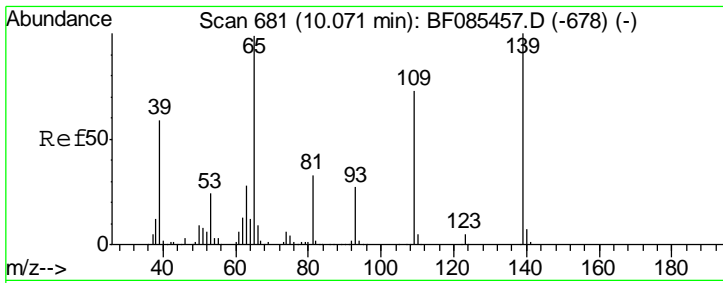
Tgt Ion	Resp	Lower	Upper
184	124799		
63	83.6	82.2	123.4
154	70.3	108.9	163.3#



#54
 Dibenzofuran
 Concen: 84.77 ng
 RT: 10.15 min Scan# 688
 Delta R.T. -0.01 min
 Lab File: BF085474.D
 Acq: 16 Mar 2016 21:04

Tgt Ion	Resp	Lower	Upper
168	820407		
139	42.2	33.6	50.4
169	13.9	11.2	16.8

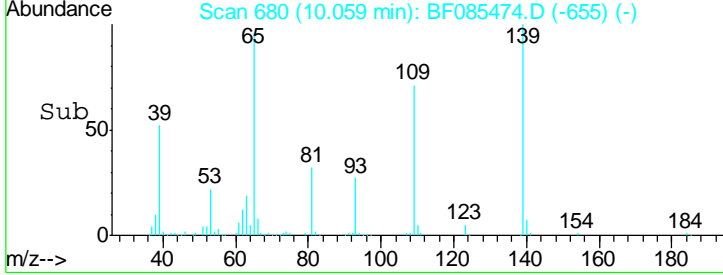
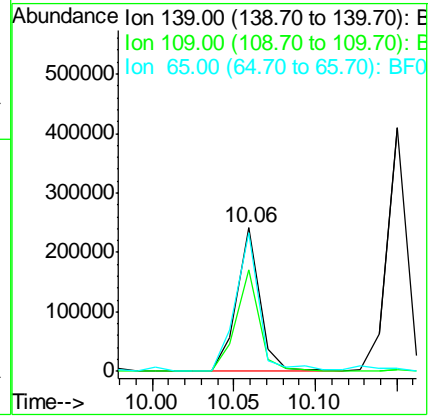
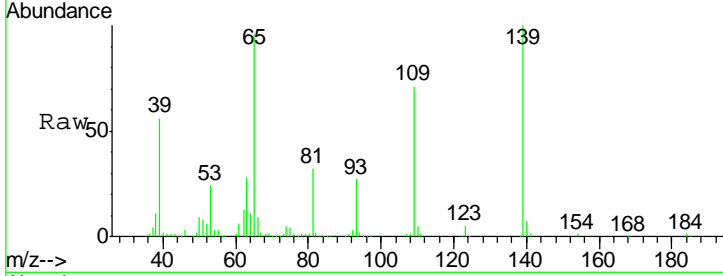




#55
 4-Nitrophenol
 Concen: 141.65 ng
 RT: 10.06 min Scan# 680
 Delta R.T. -0.01 min
 Lab File: BF085474.D
 Acq: 16 Mar 2016 21:04

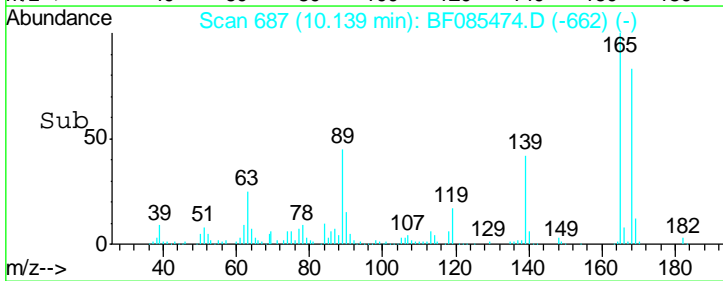
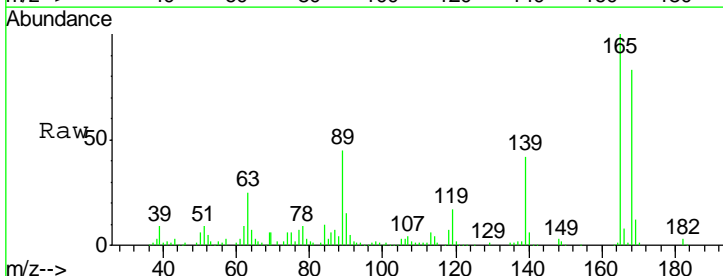
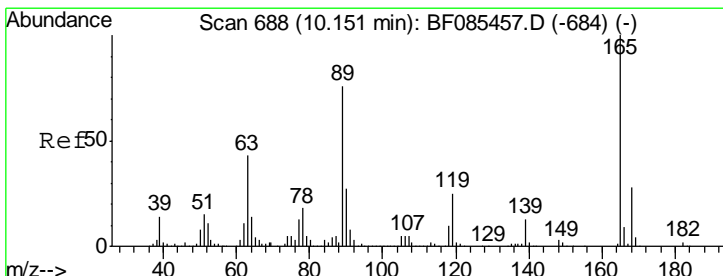
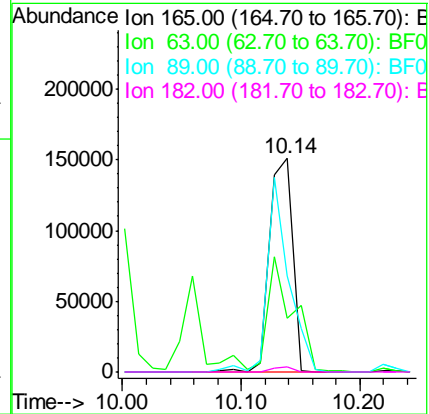
Instrument :
 BNA_F
ClientSampleId :
 SB-1(8-9)MSD

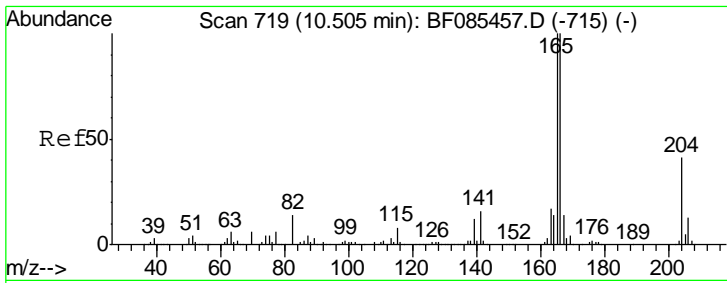
Tgt Ion	Resp	Lower	Upper
139	100		
109	71.2	41.9	81.9
65	96.3	48.3	88.3#



#56
 2,4-Dinitrotoluene
 Concen: 80.32 ng
 RT: 10.14 min Scan# 687
 Delta R.T. -0.01 min
 Lab File: BF085474.D
 Acq: 16 Mar 2016 21:04

Tgt Ion	Resp	Lower	Upper
165	100		
63	25.1	35.4	53.0#
89	45.1	61.9	92.9#
182	2.7	1.9	2.9

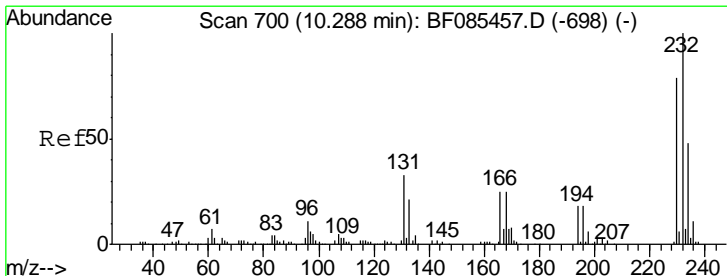
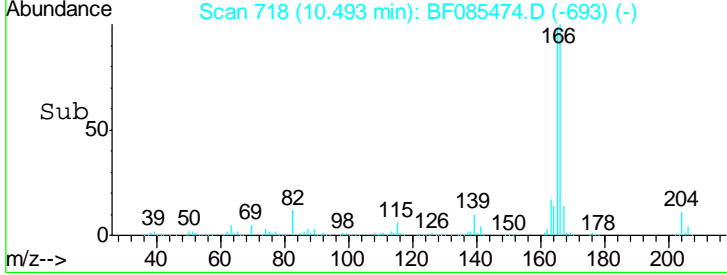
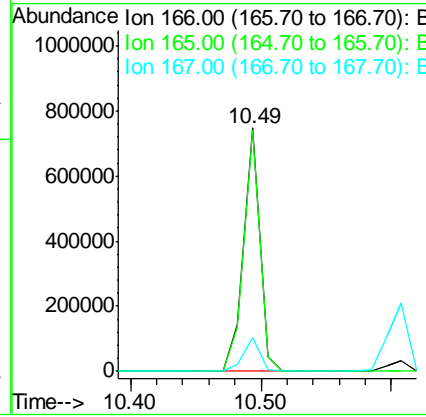
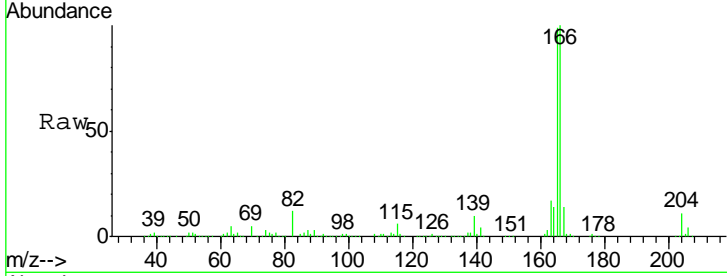




#57
 Fluorene
 Concen: 83.81 ng
 RT: 10.49 min Scan# 718
 Delta R.T. -0.01 min
 Lab File: BF085474.D
 Acq: 16 Mar 2016 21:04

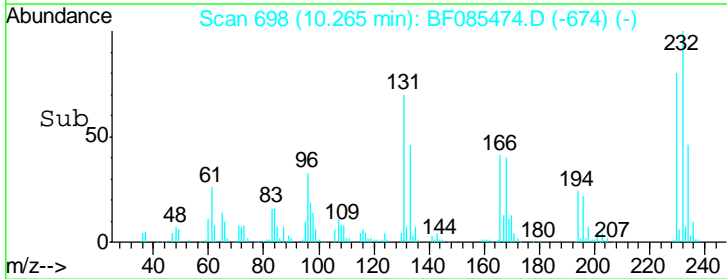
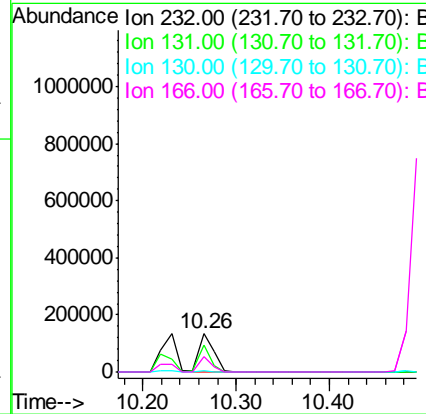
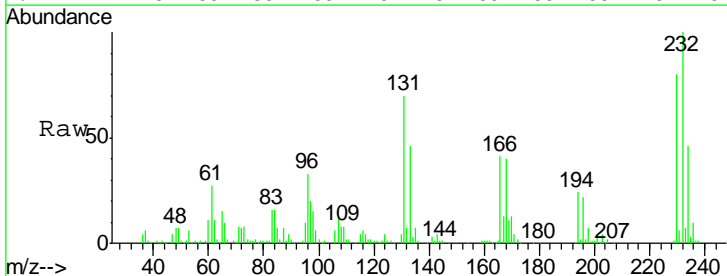
Instrument :
 BNA_F
ClientSampleId :
 SB-1(8-9)MSD

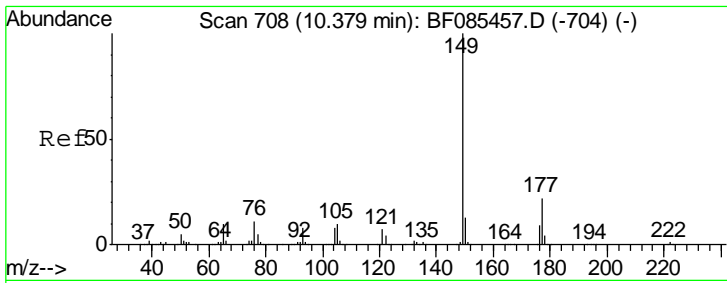
Tgt Ion	Resp	Lower	Upper
166	100		
165	99.1	79.4	119.0
167	13.6	11.0	16.6



#58
 2,3,4,6-Tetrachlorophenol
 Concen: 82.47 ng
 RT: 10.26 min Scan# 698
 Delta R.T. -0.02 min
 Lab File: BF085474.D
 Acq: 16 Mar 2016 21:04

Tgt Ion	Resp	Lower	Upper
232	100		
131	56.9	46.0	69.0
130	2.9	2.2	3.4
166	35.1	28.8	43.2

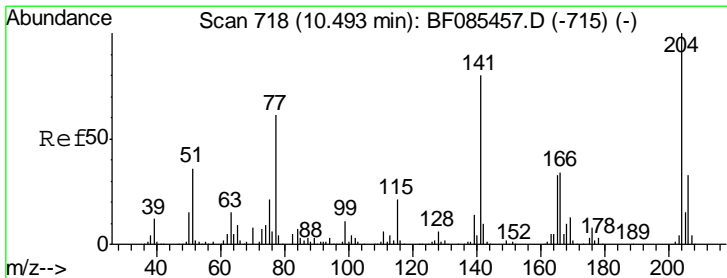
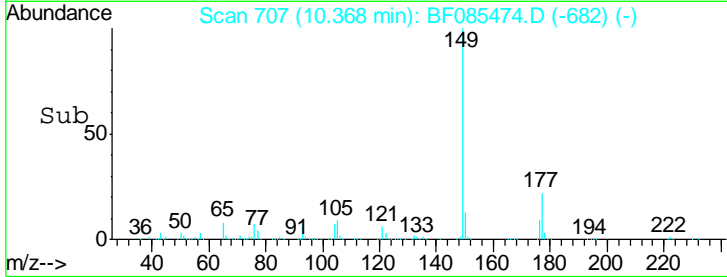
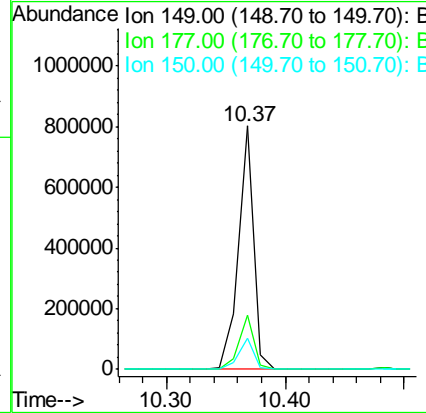
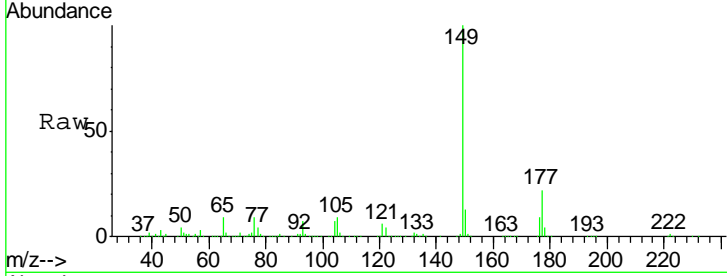




#59
 Diethylphthalate
 Concen: 79.66 ng
 RT: 10.37 min Scan# 707
 Delta R.T. -0.01 min
 Lab File: BF085474.D
 Acq: 16 Mar 2016 21:04

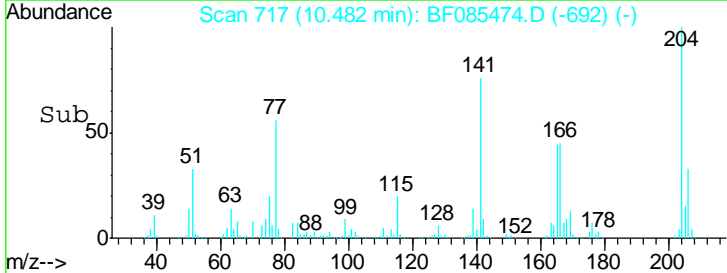
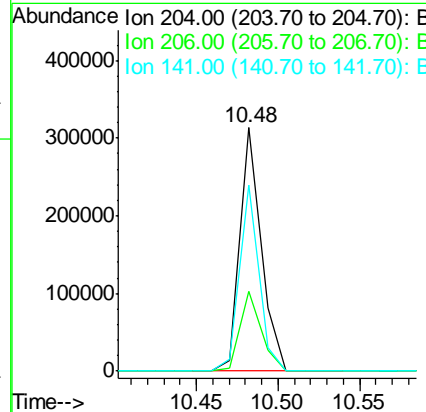
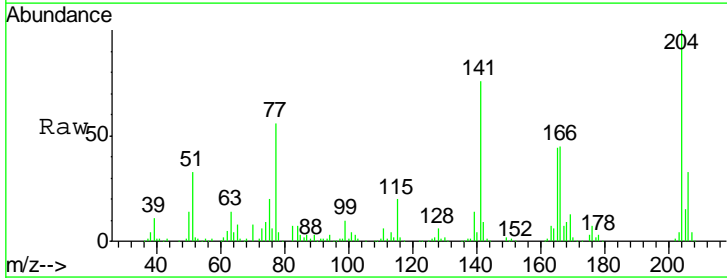
Instrument :
 BNA_F
 ClientSampleId :
 SB-1(8-9)MSD

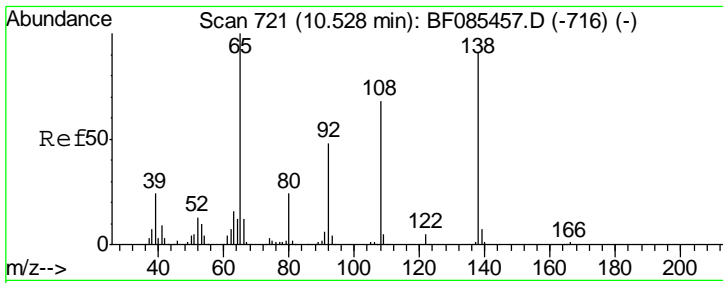
Tgt Ion	Resp	Lower	Upper
149	712530		
177	22.1	19.2	28.8
150	12.6	9.9	14.9



#60
 4-Chlorophenyl-phenylether
 Concen: 70.79 ng
 RT: 10.48 min Scan# 717
 Delta R.T. -0.01 min
 Lab File: BF085474.D
 Acq: 16 Mar 2016 21:04

Tgt Ion	Resp	Lower	Upper
204	280710		
206	32.8	26.5	39.7
141	76.3	55.4	83.2

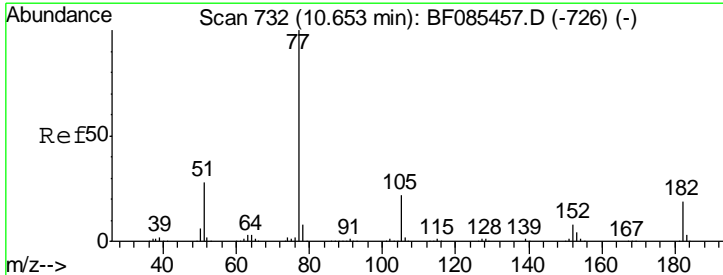
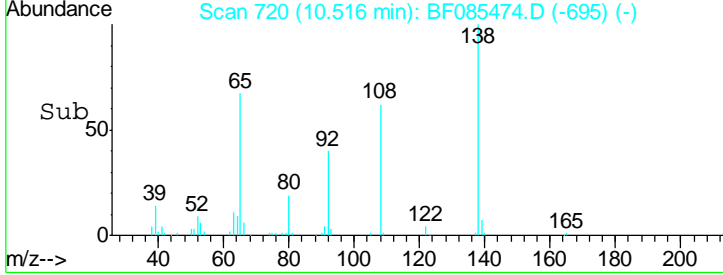
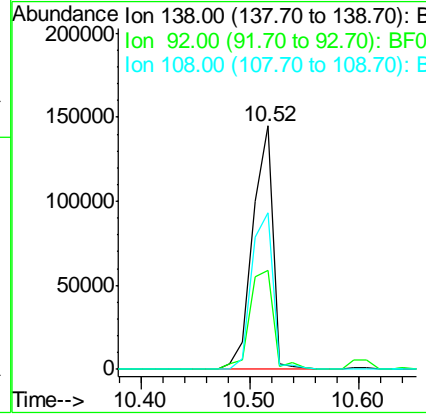
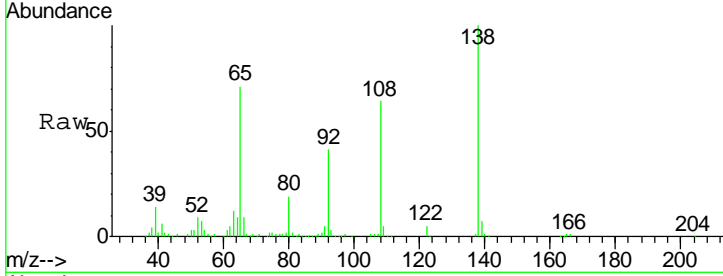




#61
 4-Nitroaniline
 Concen: 81.44 ng
 RT: 10.52 min Scan# 720
 Delta R.T. -0.01 min
 Lab File: BF085474.D
 Acq: 16 Mar 2016 21:04

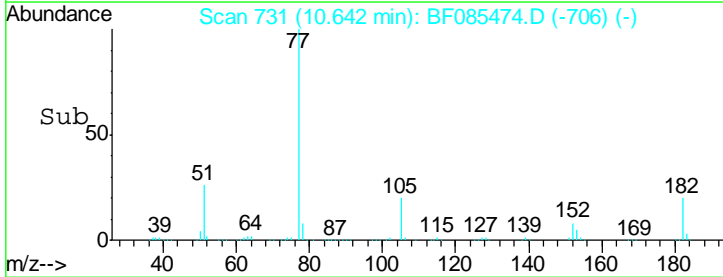
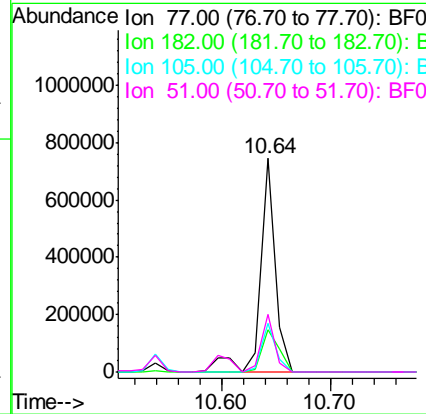
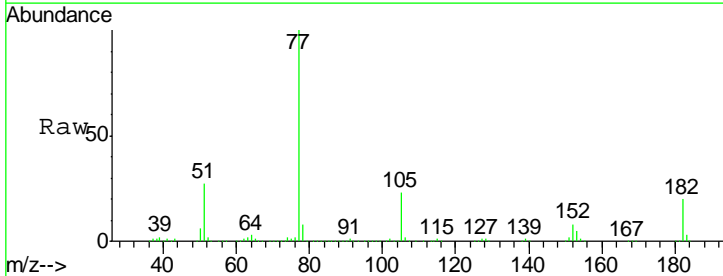
Instrument :
 BNA_F
ClientSampled :
 SB-1(8-9)MSD

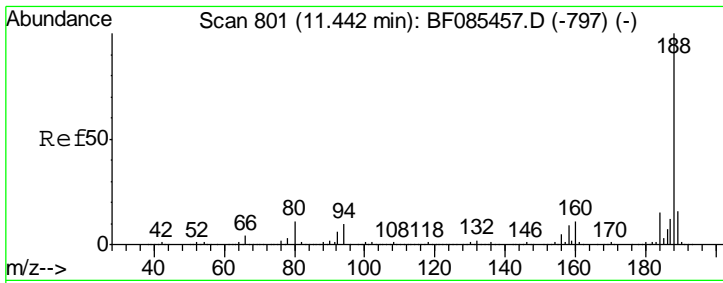
Tgt Ion	Resp	Lower	Upper
138	186905		
92	40.6	34.2	74.2
108	64.3	53.9	93.9



#62
 Azobenzene
 Concen: 82.68 ng
 RT: 10.64 min Scan# 731
 Delta R.T. -0.01 min
 Lab File: BF085474.D
 Acq: 16 Mar 2016 21:04

Tgt Ion	Resp	Lower	Upper
77	734399		
182	19.8	2.1	42.1
105	22.8	3.8	43.8
51	26.9	7.8	47.8

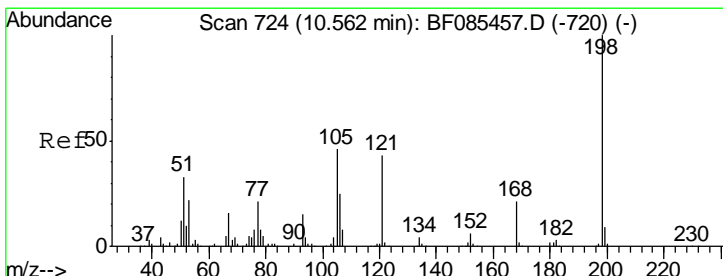
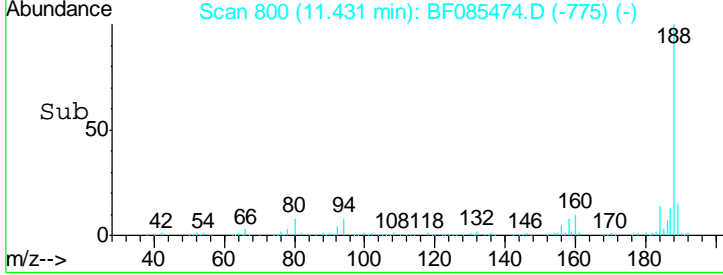
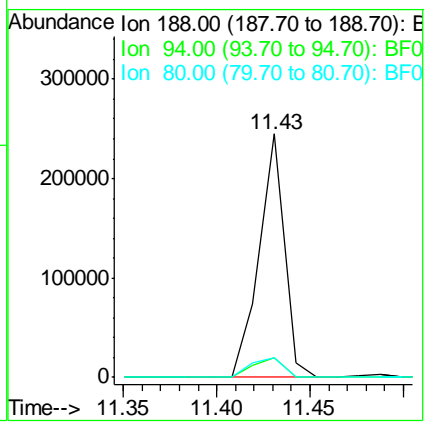
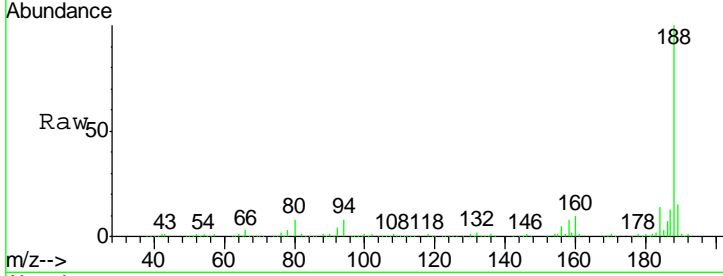




#63
 Phenanthrene-d10
 Concen: 20.00 ng
 RT: 11.43 min Scan# 800
 Delta R.T. -0.01 min
 Lab File: BF085474.D
 Acq: 16 Mar 2016 21:04

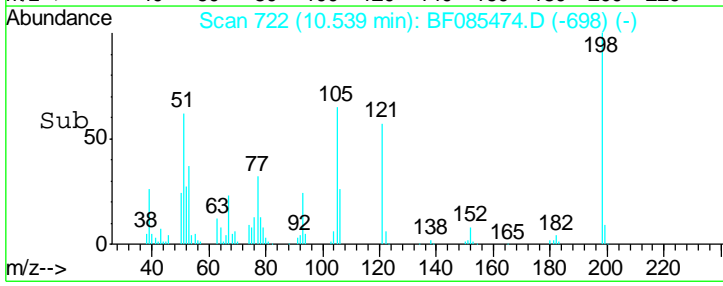
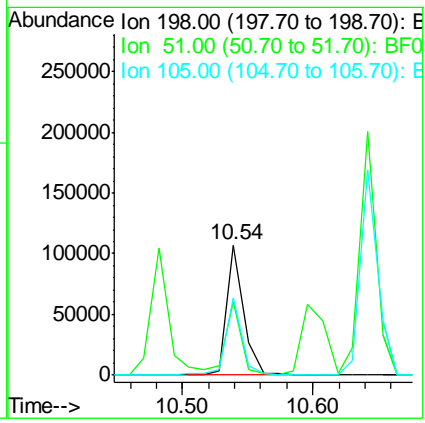
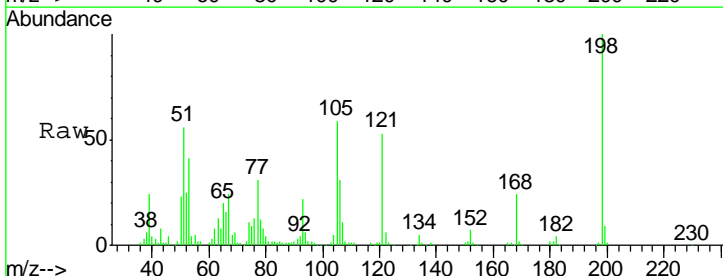
Instrument :
 BNA_F
 ClientSampleId :
 SB-1(8-9)MSD

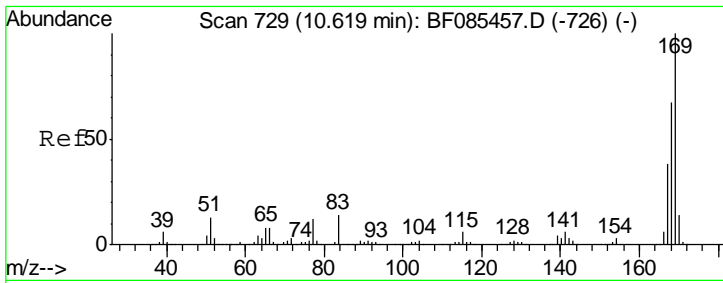
Tgt Ion	Resp	Lower	Upper
188	100		
94	7.9	7.0	10.6
80	8.1	7.4	11.0



#64
 4,6-Dinitro-2-methylphenol
 Concen: 70.19 ng
 RT: 10.54 min Scan# 722
 Delta R.T. -0.02 min
 Lab File: BF085474.D
 Acq: 16 Mar 2016 21:04

Tgt Ion	Resp	Lower	Upper
198	100		
51	56.3	9.5	49.5#
105	59.0	20.5	60.5

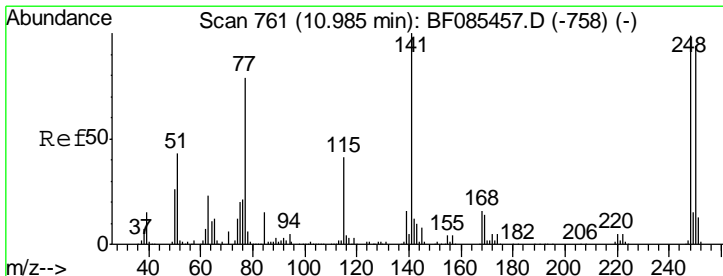
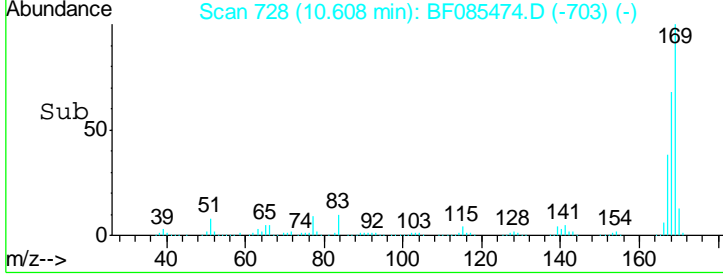
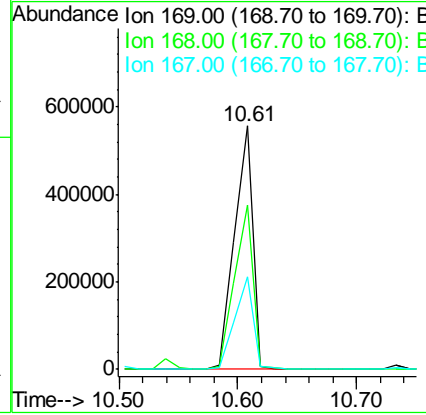
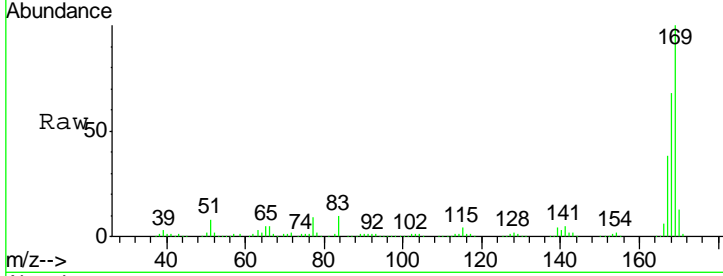




#65
 n-Nitrosodiphenylamine
 Concen: 84.33 ng
 RT: 10.61 min Scan# 728
 Delta R.T. -0.01 min
 Lab File: BF085474.D
 Acq: 16 Mar 2016 21:04

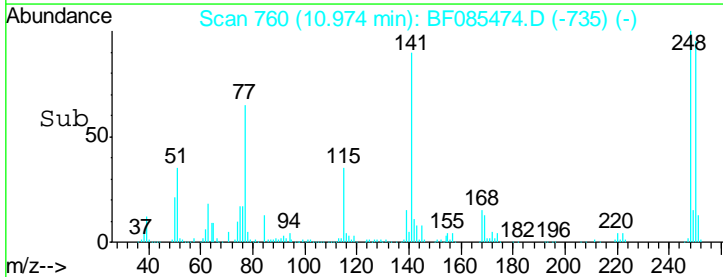
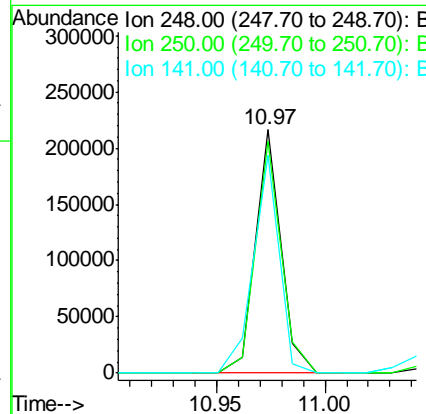
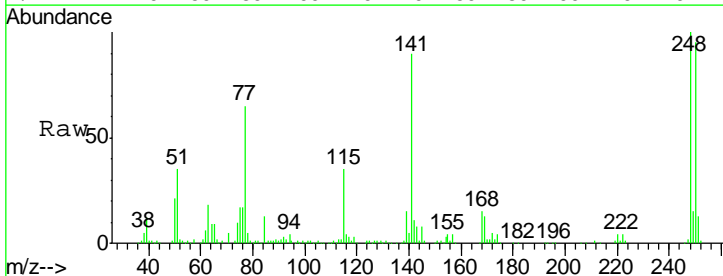
Instrument :
 BNA_F
 ClientSampleId :
 SB-1(8-9)MSD

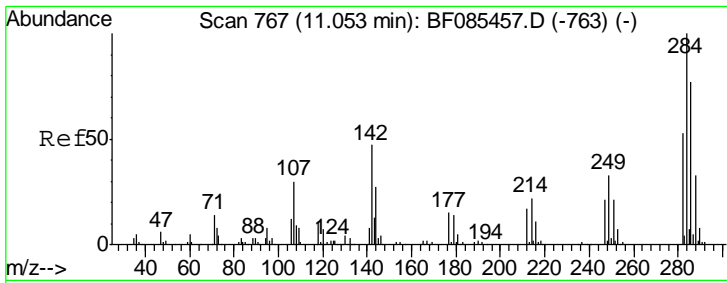
Tgt Ion	Resp	Lower	Upper
169	595443		
168	67.6	54.8	82.2
167	37.8	30.3	45.5



#66
 4-Bromophenyl-phenylether
 Concen: 76.41 ng
 RT: 10.97 min Scan# 760
 Delta R.T. -0.01 min
 Lab File: BF085474.D
 Acq: 16 Mar 2016 21:04

Tgt Ion	Resp	Lower	Upper
248	177186		
250	95.1	77.1	115.7
141	89.8	66.2	99.2

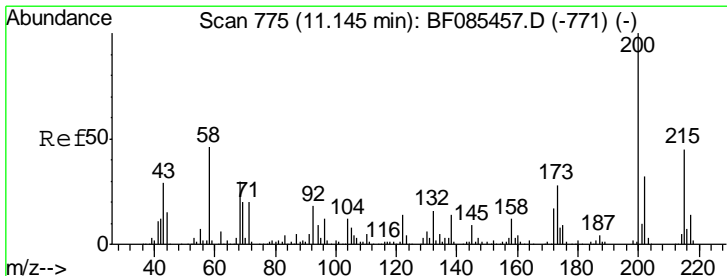
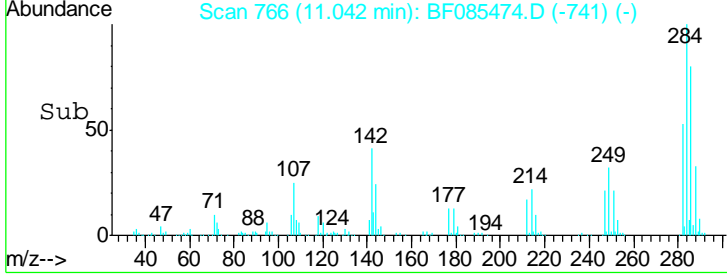
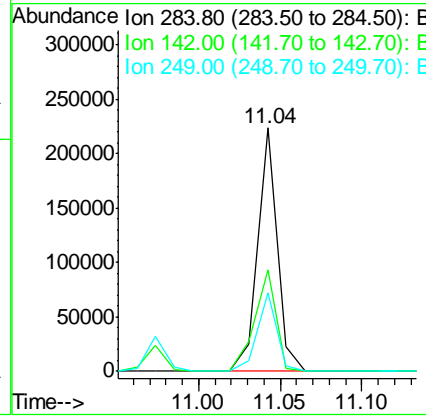
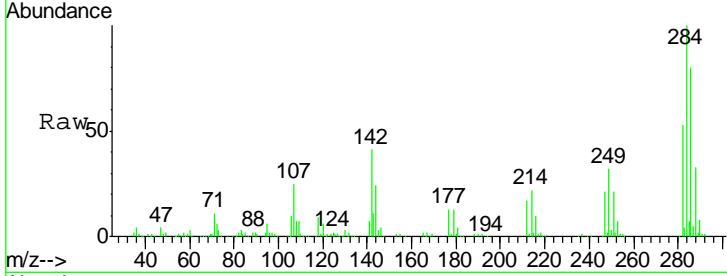




#67
 Hexachlorobenzene
 Concen: 78.00 ng
 RT: 11.04 min Scan# 766
 Delta R.T. -0.01 min
 Lab File: BF085474.D
 Acq: 16 Mar 2016 21:04

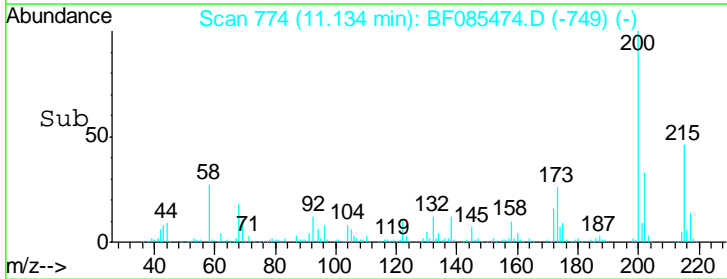
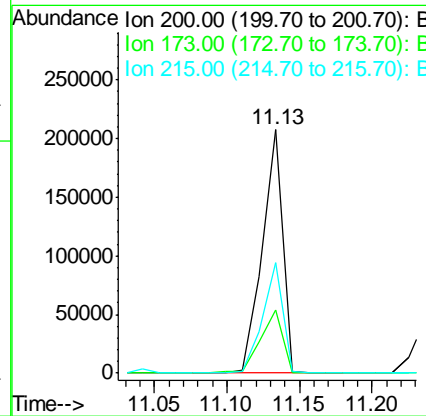
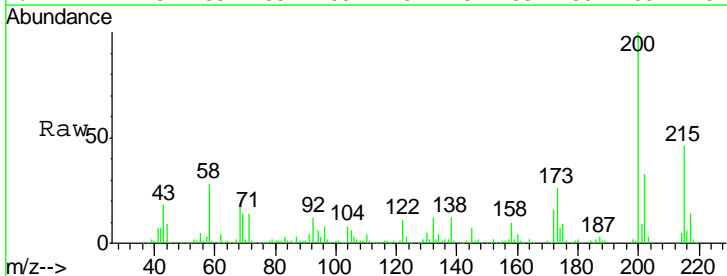
Instrument :
 BNA_F
ClientSampleId :
 SB-1(8-9)MSD

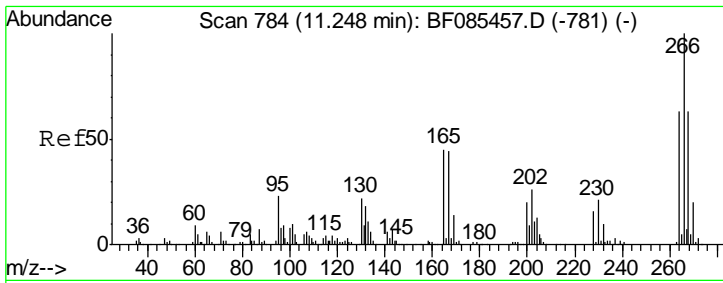
Tgt Ion	Resp	Lower	Upper
284	186645		
284	100		
142	41.5	24.9	37.3#
249	32.5	25.0	37.4



#68
 Atrazine
 Concen: 100.05 ng
 RT: 11.13 min Scan# 774
 Delta R.T. -0.01 min
 Lab File: BF085474.D
 Acq: 16 Mar 2016 21:04

Tgt Ion	Resp	Lower	Upper
200	202166		
200	100		
173	25.8	10.5	50.5
215	45.5	23.4	63.4

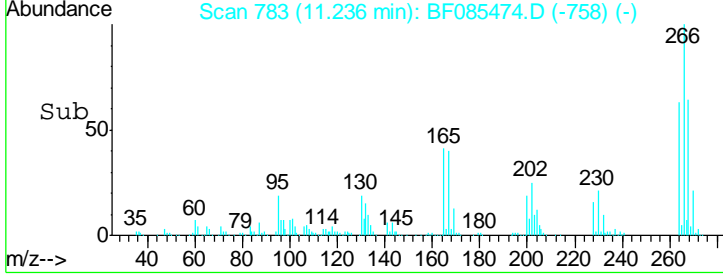
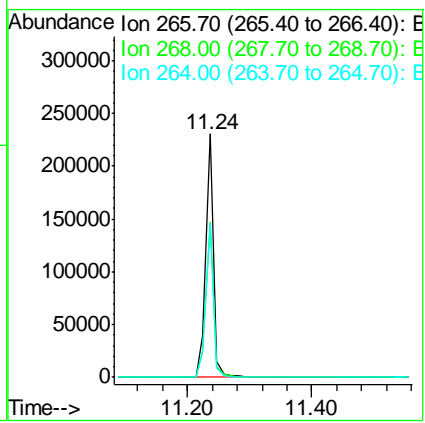
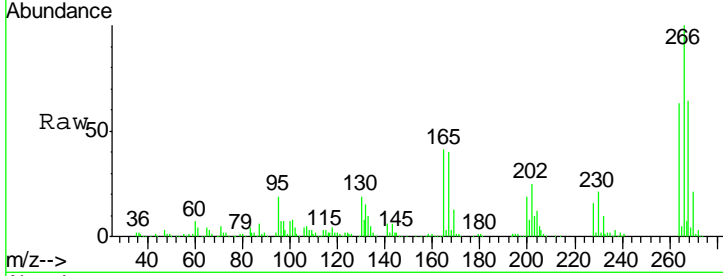




#69
 Pentachlorophenol
 Concen: 160.44 ng
 RT: 11.24 min Scan# 783
 Delta R.T. -0.01 min
 Lab File: BF085474.D
 Acq: 16 Mar 2016 21:04

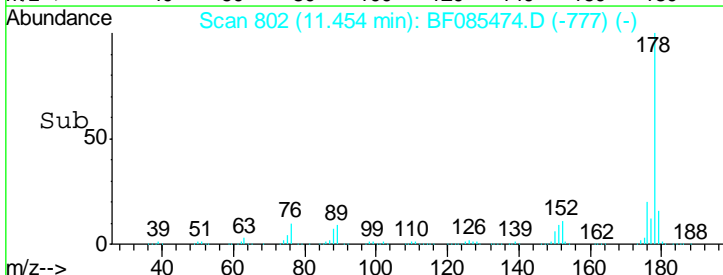
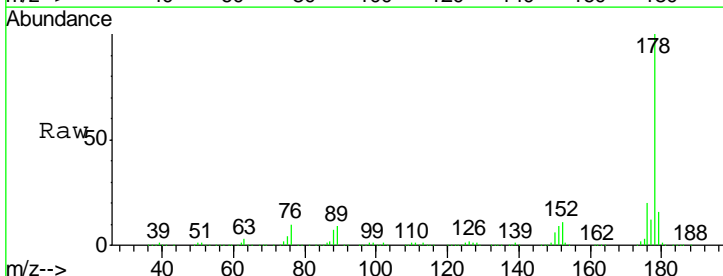
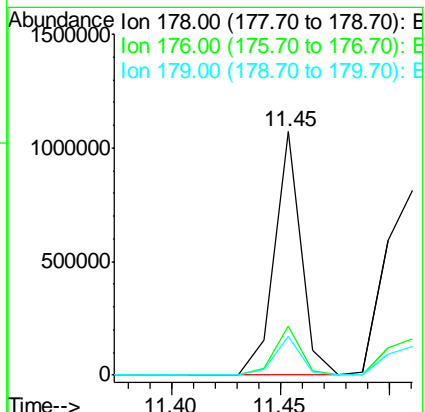
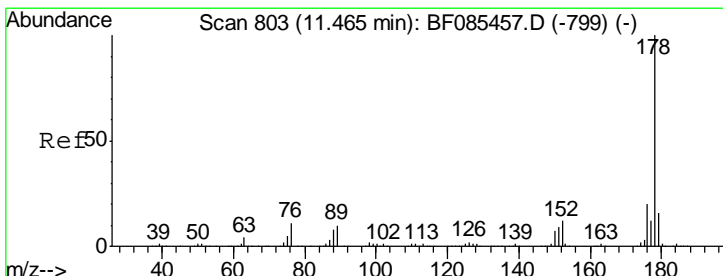
Instrument :
 BNA_F
ClientSampleId :
 SB-1(8-9)MSD

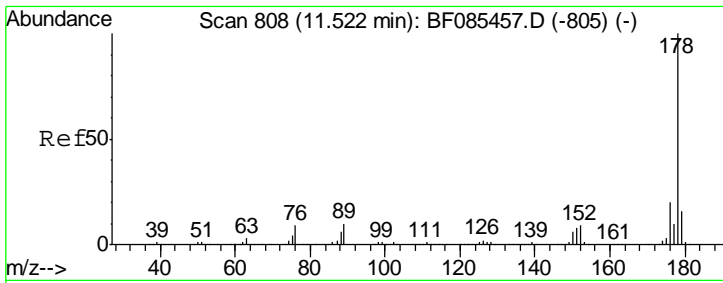
Tgt Ion	Resp	Lower	Upper
266	100		
268	63.7	50.0	75.0
264	63.4	51.4	77.2



#70
 Phenanthrene
 Concen: 77.10 ng
 RT: 11.45 min Scan# 802
 Delta R.T. -0.01 min
 Lab File: BF085474.D
 Acq: 16 Mar 2016 21:04

Tgt Ion	Resp	Lower	Upper
178	100		
176	20.4	16.8	25.2
179	15.9	13.1	19.7



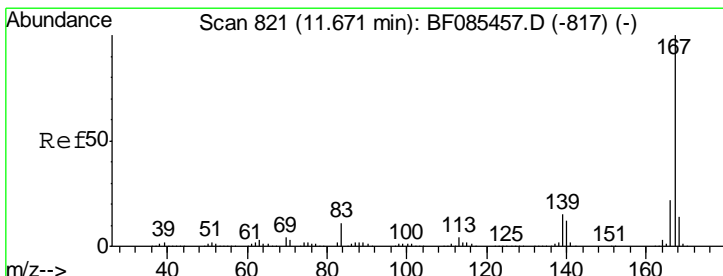
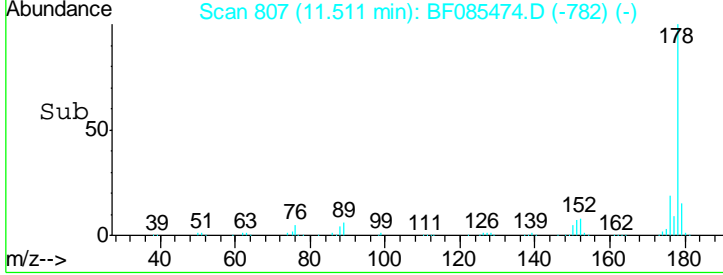
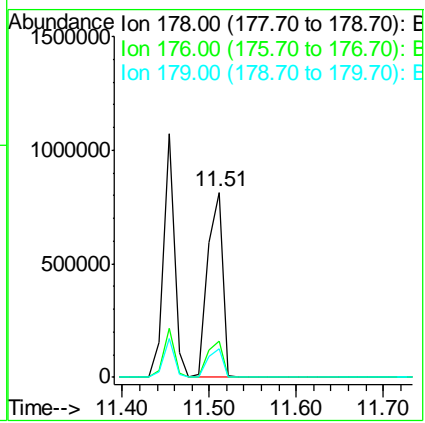
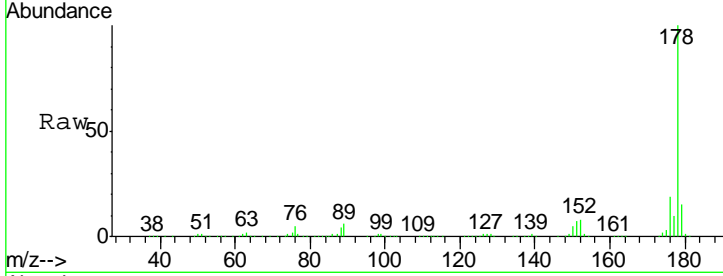


#71
 Anthracene
 Concen: 81.51 ng
 RT: 11.51 min Scan# 807
 Delta R.T. -0.01 min
 Lab File: BF085474.D
 Acq: 16 Mar 2016 21:04

Instrument :
 BNA_F
 ClientSampled :
 SB-1(8-9)MSD

Tgt Ion: 178 Resp: 990811

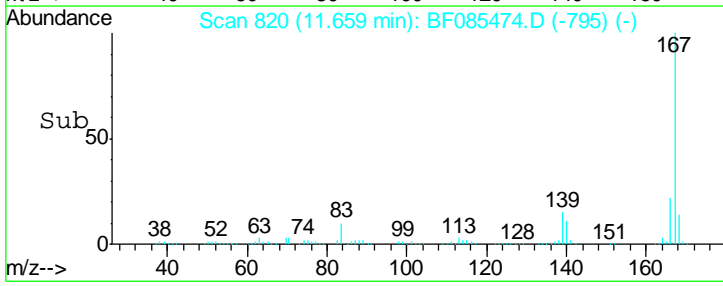
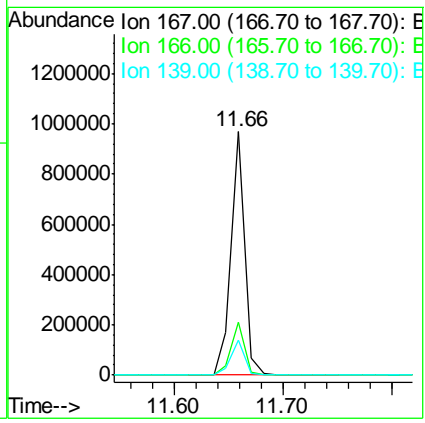
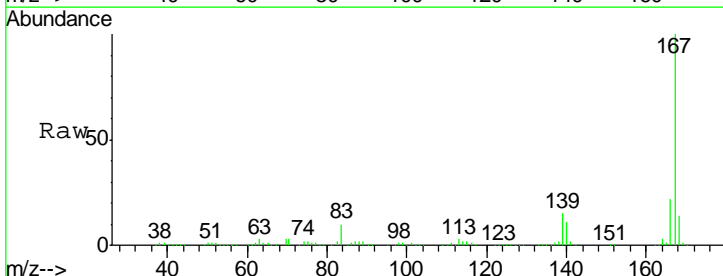
Ion	Ratio	Lower	Upper
178	100		
176	19.4	15.9	23.9
179	15.1	12.5	18.7

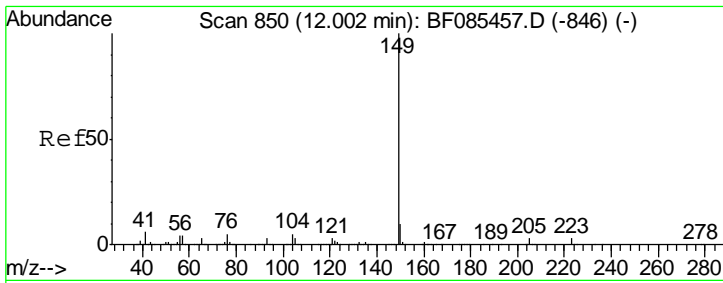


#72
 Carbazole
 Concen: 81.30 ng
 RT: 11.66 min Scan# 820
 Delta R.T. -0.01 min
 Lab File: BF085474.D
 Acq: 16 Mar 2016 21:04

Tgt Ion: 167 Resp: 836256

Ion	Ratio	Lower	Upper
167	100		
166	21.9	18.2	27.2
139	14.5	11.4	17.0



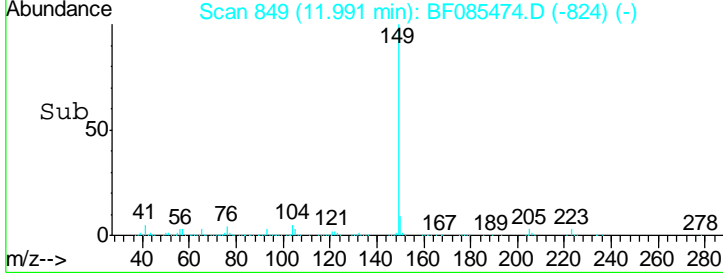
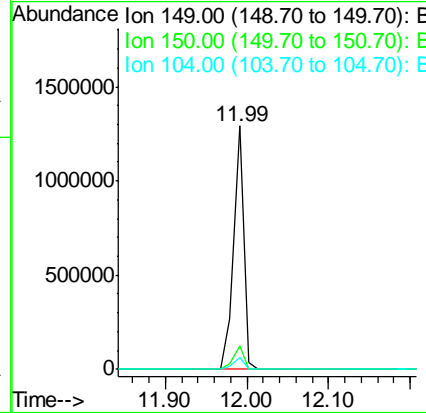
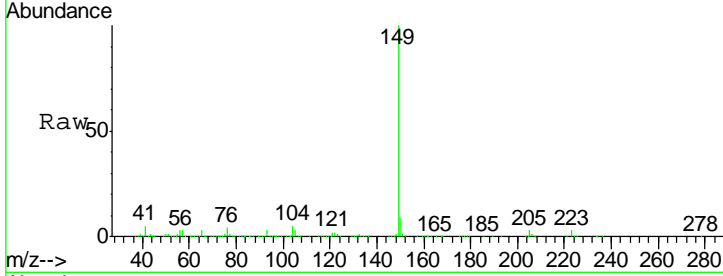


#73
 Di-n-butylphthalate
 Concen: 86.51 ng
 RT: 11.99 min Scan# 849
 Delta R.T. -0.01 min
 Lab File: BF085474.D
 Acq: 16 Mar 2016 21:04

Instrument :
 BNA_F
ClientSampled :
 SB-1(8-9)MSD

Tgt Ion:149 Resp: 1102320

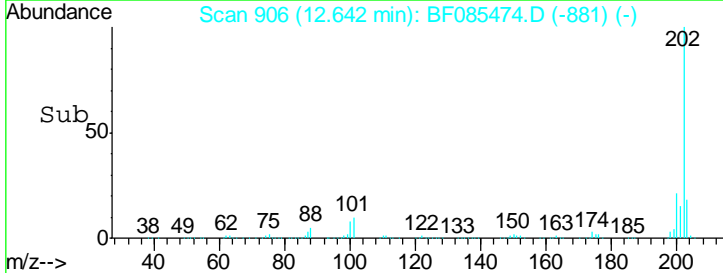
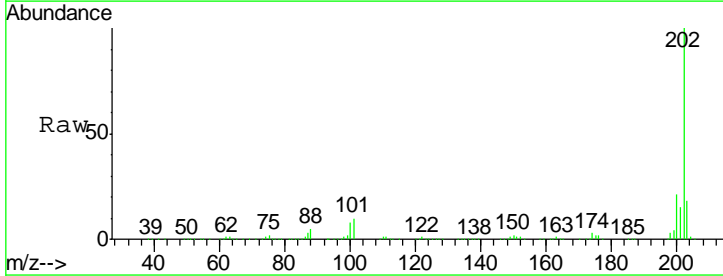
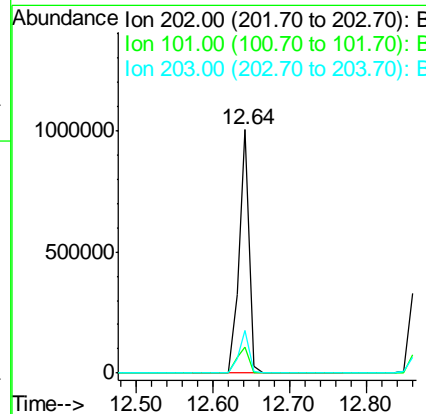
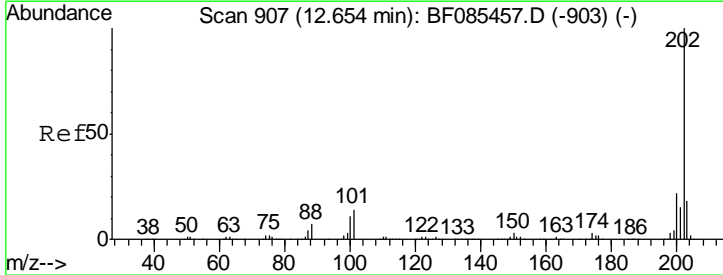
Ion	Ratio	Lower	Upper
149	100		
150	9.4	7.8	11.6
104	4.7	4.7	7.1

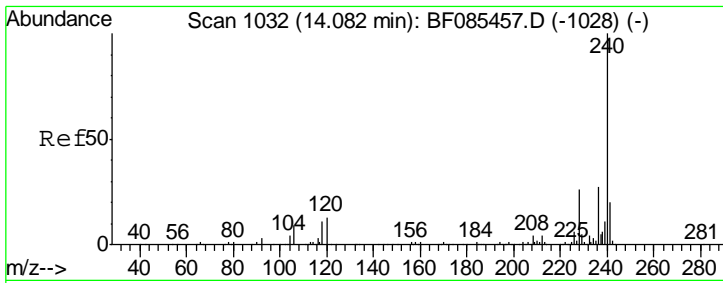


#74
 Fluoranthene
 Concen: 83.72 ng
 RT: 12.64 min Scan# 906
 Delta R.T. -0.01 min
 Lab File: BF085474.D
 Acq: 16 Mar 2016 21:04

Tgt Ion:202 Resp: 939284

Ion	Ratio	Lower	Upper
202	100		
101	10.4	0.0	31.8
203	17.7	0.0	38.4

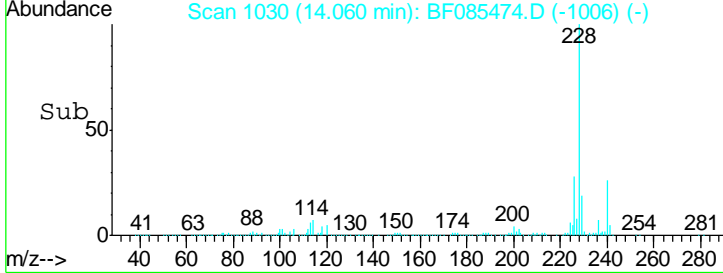
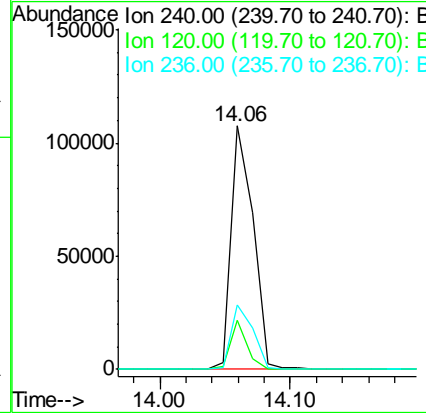
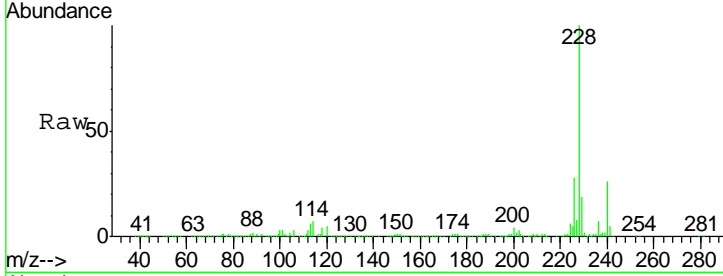




#75
 Chrysene-d12
 Concen: 20.00 ng
 RT: 14.06 min Scan# 1030
 Delta R.T. -0.02 min
 Lab File: BF085474.D
 Acq: 16 Mar 2016 21:04

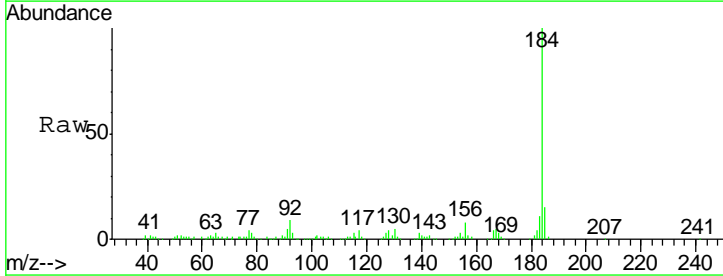
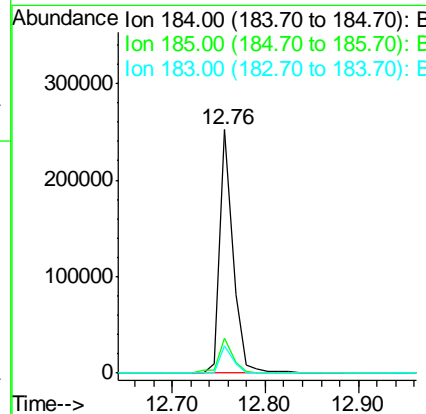
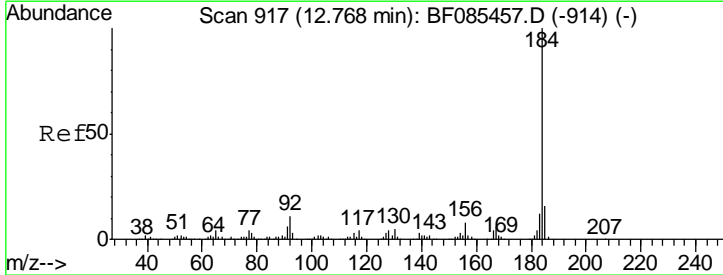
Instrument :
 BNA_F
ClientSampleId :
 SB-1(8-9)MSD

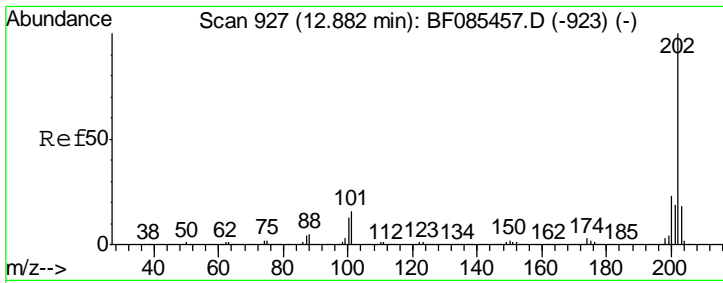
Tgt Ion	Resp	Lower	Upper
240	125940		
120	20.2	5.3	7.9#
236	26.3	20.7	31.1



#76
 Benzidine
 Concen: 63.81 ng
 RT: 12.76 min Scan# 916
 Delta R.T. -0.01 min
 Lab File: BF085474.D
 Acq: 16 Mar 2016 21:04

Tgt Ion	Resp	Lower	Upper
184	249625		
185	14.5	12.4	18.6
183	11.4	9.4	14.2



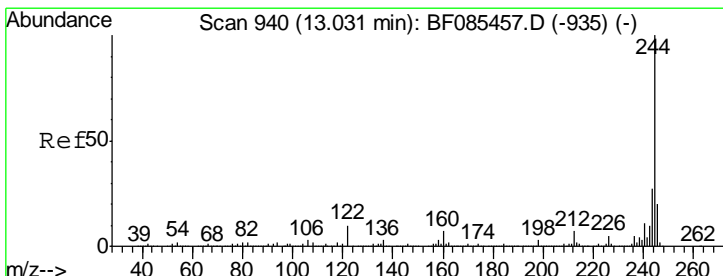
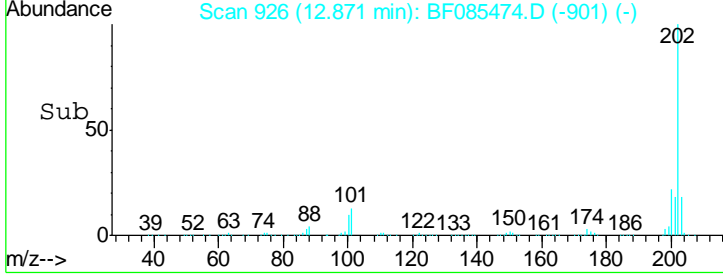
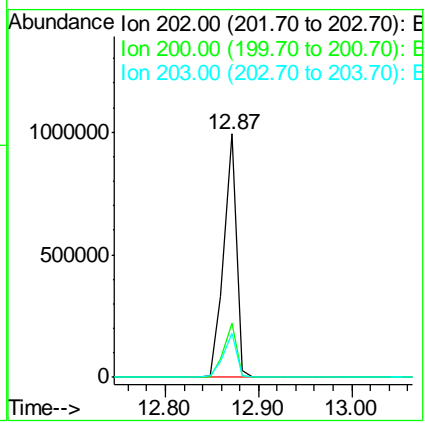
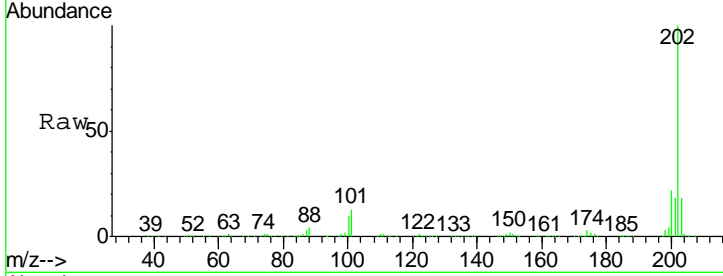


#77
 Pyrene
 Concen: 99.18 ng
 RT: 12.87 min Scan# 926
 Delta R.T. -0.01 min
 Lab File: BF085474.D
 Acq: 16 Mar 2016 21:04

Instrument : BNA_F
 ClientSampleID : SB-1(8-9)MSD

Tgt Ion: 202 Resp: 936797

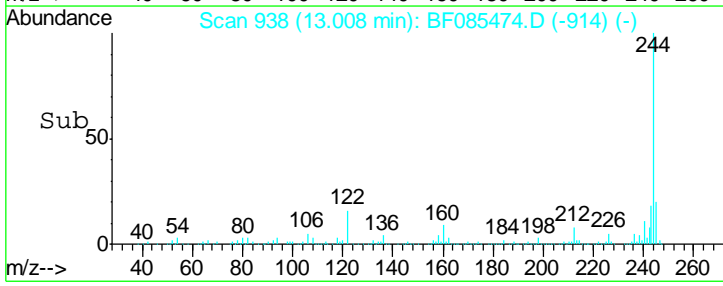
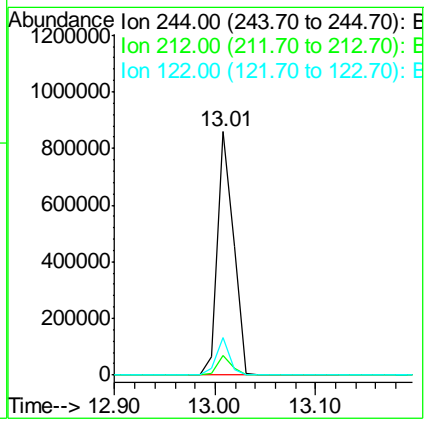
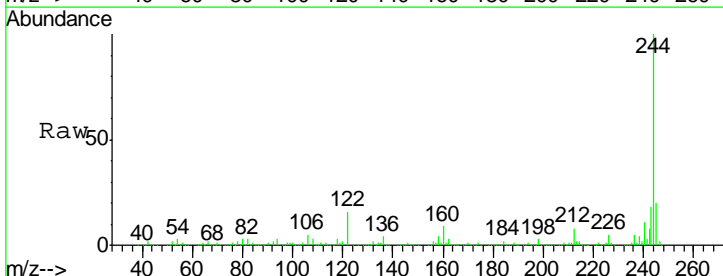
Ion	Ratio	Lower	Upper
202	100		
200	22.4	18.2	27.4
203	17.9	14.7	22.1

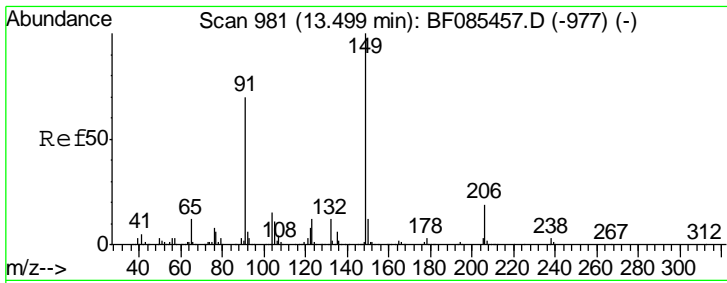


#78
 Terphenyl-d14
 Concen: 170.98 ng
 RT: 13.01 min Scan# 938
 Delta R.T. -0.02 min
 Lab File: BF085474.D
 Acq: 16 Mar 2016 21:04

Tgt Ion: 244 Resp: 951878

Ion	Ratio	Lower	Upper
244	100		
212	7.8	6.4	9.6
122	15.5	11.4	17.2

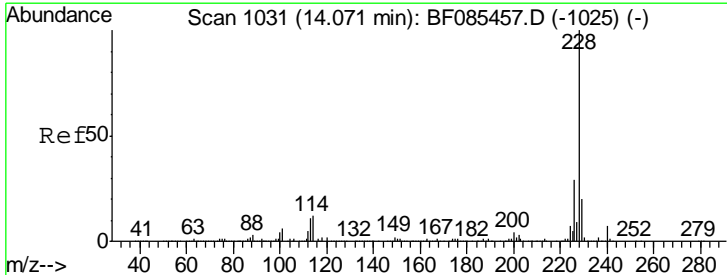
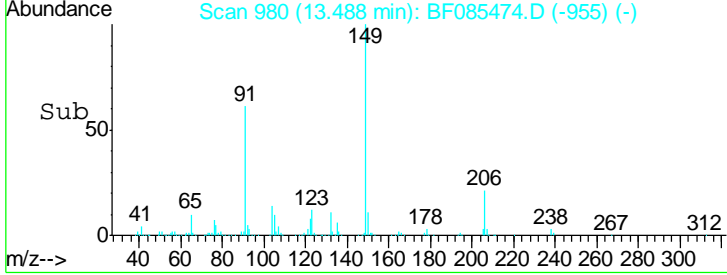
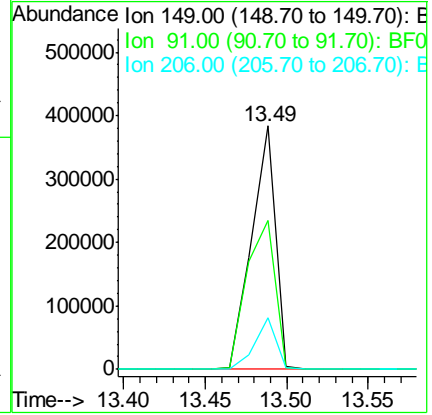
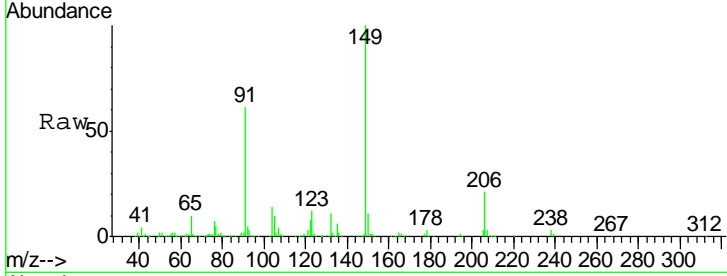




#79
 Butylbenzylphthalate
 Concen: 94.54 ng
 RT: 13.49 min Scan# 980
 Delta R.T. -0.01 min
 Lab File: BF085474.D
 Acq: 16 Mar 2016 21:04

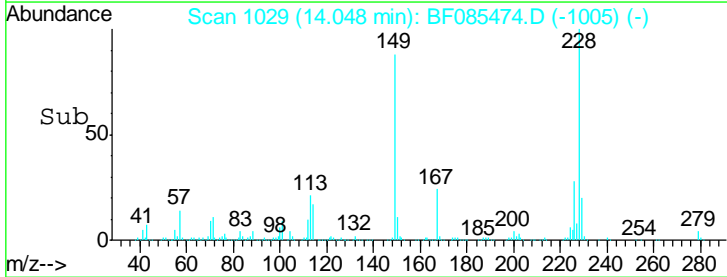
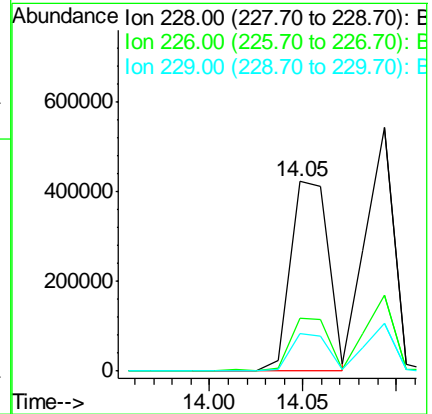
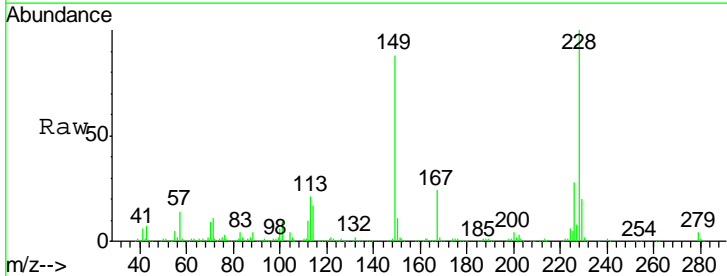
Instrument :
 BNA_F
 ClientSampleId :
 SB-1(8-9)MSD

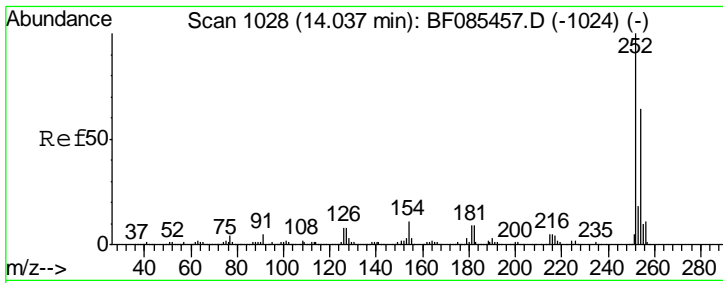
Tgt Ion	Resp	Lower	Upper
149	390477		
91	61.1	69.0	103.4#
206	21.0	12.3	18.5#



#80
 Benzo(a)anthracene
 Concen: 83.05 ng
 RT: 14.05 min Scan# 1029
 Delta R.T. -0.02 min
 Lab File: BF085474.D
 Acq: 16 Mar 2016 21:04

Tgt Ion	Resp	Lower	Upper
228	599689		
226	28.0	22.8	34.2
229	20.0	16.6	24.8

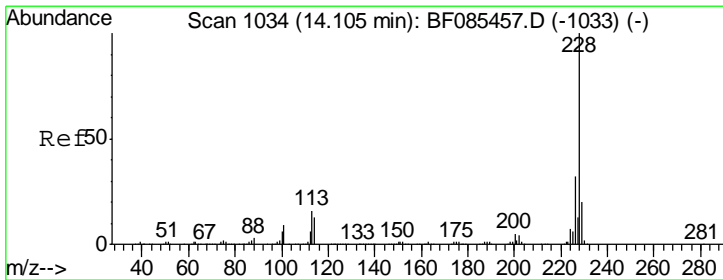
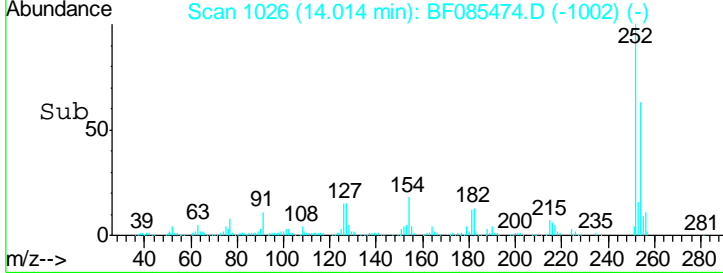
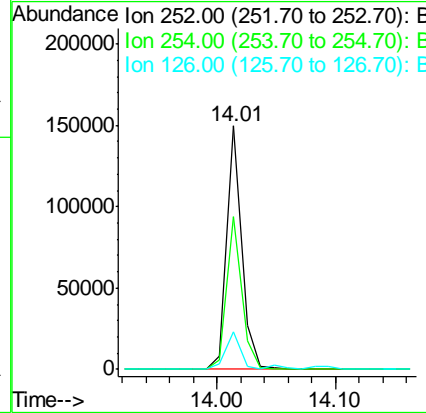
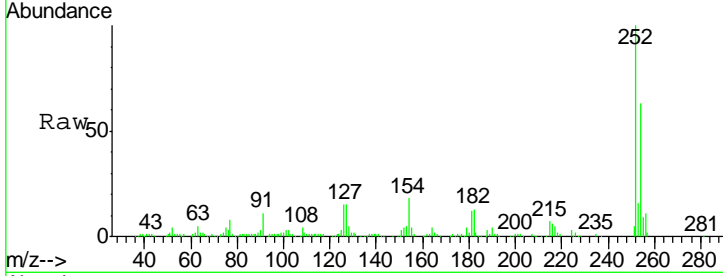




#81
 3,3'-Dichlorobenzidine
 Concen: 52.78 ng
 RT: 14.01 min Scan# 1026
 Delta R.T. -0.02 min
 Lab File: BF085474.D
 Acq: 16 Mar 2016 21:04

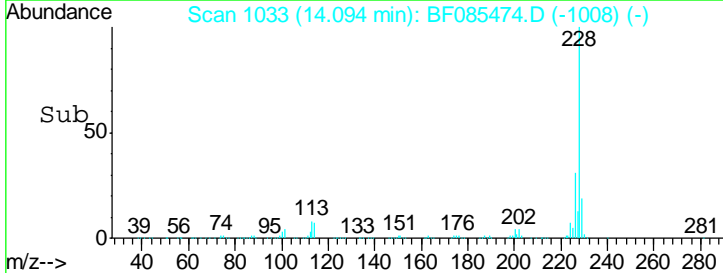
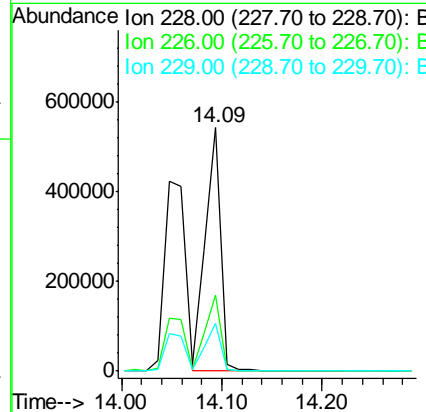

Instrument :
 BNA_F
 ClientSampleId :
 SB-1(8-9)MSD

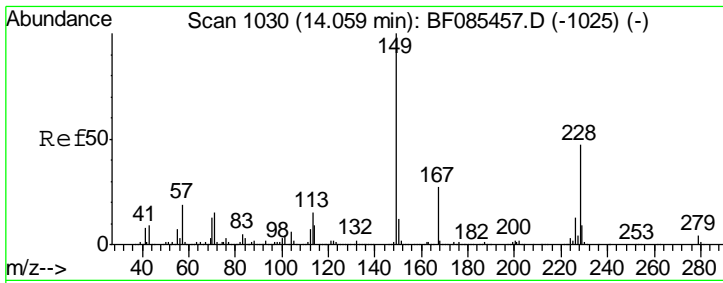
Tgt Ion	Resp	Lower	Upper
252	128987		
254	62.9	51.4	77.0
126	15.3	12.9	19.3



#82
 Chrysene
 Concen: 88.40 ng
 RT: 14.09 min Scan# 1033
 Delta R.T. -0.01 min
 Lab File: BF085474.D
 Acq: 16 Mar 2016 21:04

Tgt Ion	Resp	Lower	Upper
228	574121		
226	31.2	25.2	37.8
229	19.5	16.0	24.0

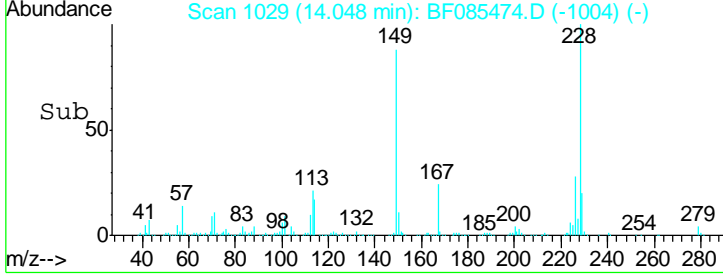
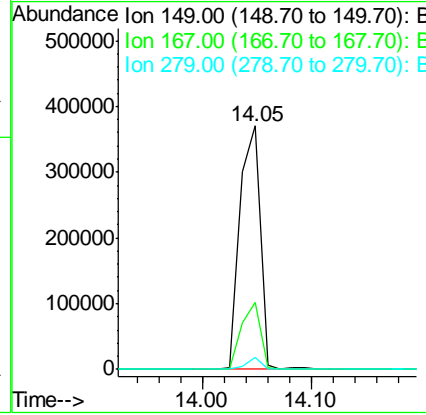
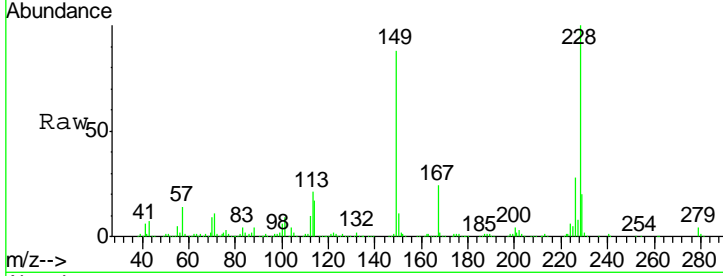




#83
 Bis(2-ethylhexyl)phthalate
 Concen: 93.48 ng
 RT: 14.05 min Scan# 1029
 Delta R.T. -0.01 min
 Lab File: BF085474.D
 Acq: 16 Mar 2016 21:04

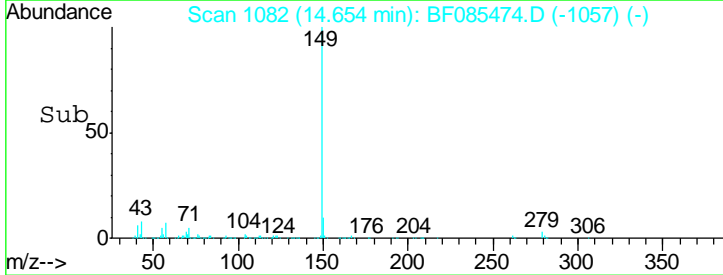
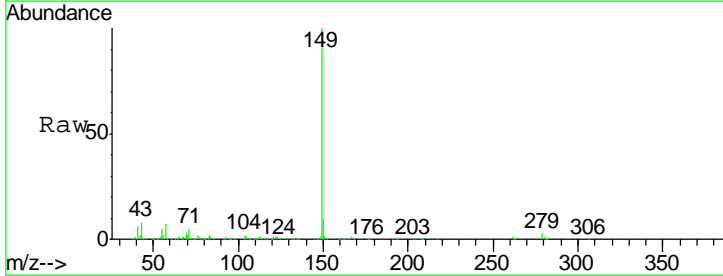
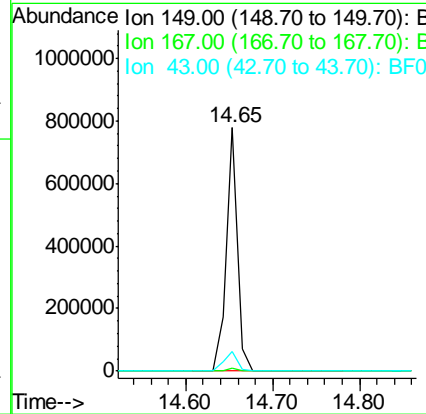
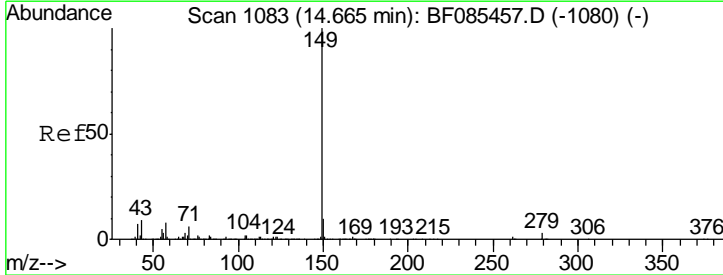
Instrument :
 BNA_F
ClientSampleId :
 SB-1(8-9)MSD

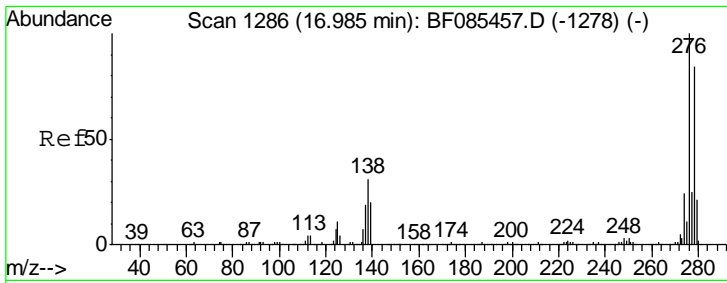
Tgt Ion	Resp	Lower	Upper
149	100		
167	27.6	20.3	30.5
279	4.7	1.9	2.9#



#84
 Di-n-octyl phthalate
 Concen: 96.01 ng
 RT: 14.65 min Scan# 1082
 Delta R.T. -0.01 min
 Lab File: BF085474.D
 Acq: 16 Mar 2016 21:04

Tgt Ion	Resp	Lower	Upper
149	100		
167	1.5	1.1	1.7
43	8.9	7.8	11.8

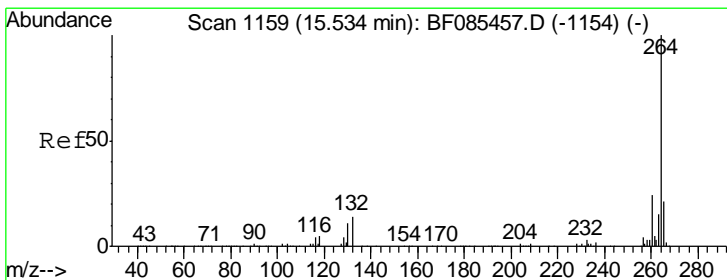
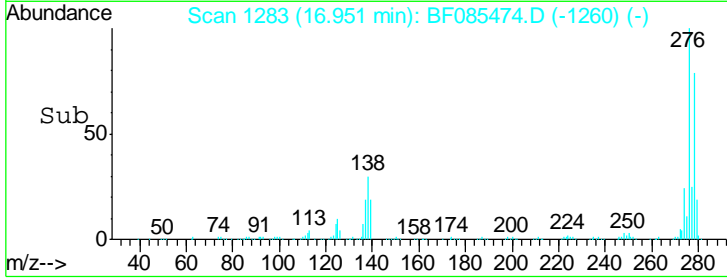
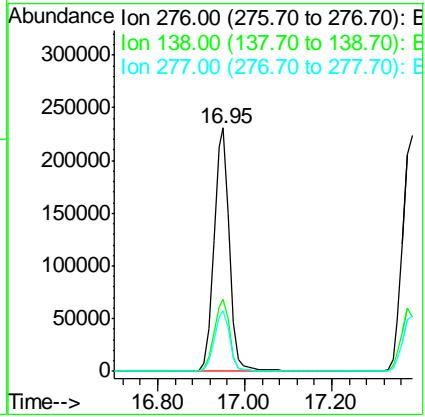
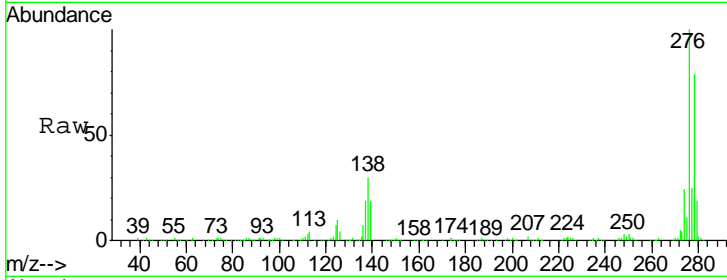




#85
 Indeno(1,2,3-cd)pyrene
 Concen: 94.70 ng
 RT: 16.95 min Scan# 1283
 Delta R.T. -0.03 min
 Lab File: BF085474.D
 Acq: 16 Mar 2016 21:04

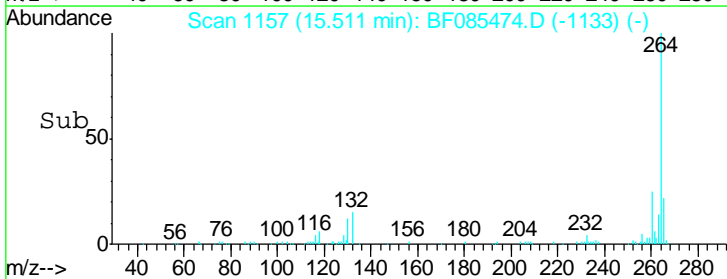
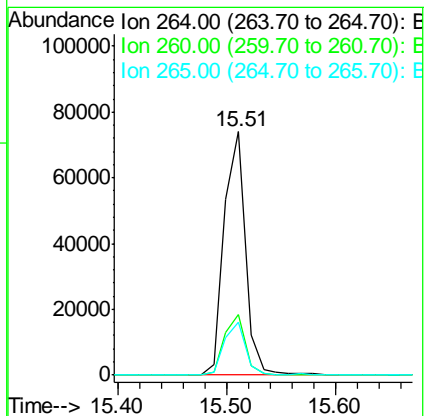
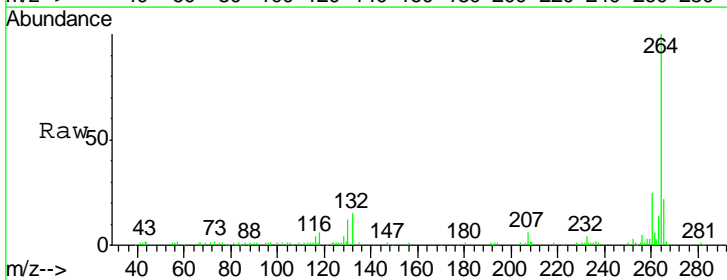
Instrument : BNA_F
 Client Sampled : SB-1(8-9)MSD

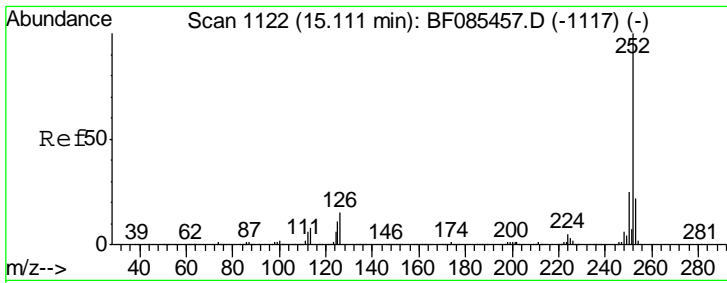
Tgt Ion	Resp	Lower	Upper
276	583103		
276	100		
138	30.3	26.4	39.6
277	25.0	20.2	30.2



#86
 Perylene-d12
 Concen: 20.00 ng
 RT: 15.51 min Scan# 1157
 Delta R.T. -0.02 min
 Lab File: BF085474.D
 Acq: 16 Mar 2016 21:04

Tgt Ion	Resp	Lower	Upper
264	100754		
264	100		
260	24.7	19.2	28.8
265	21.6	17.3	25.9

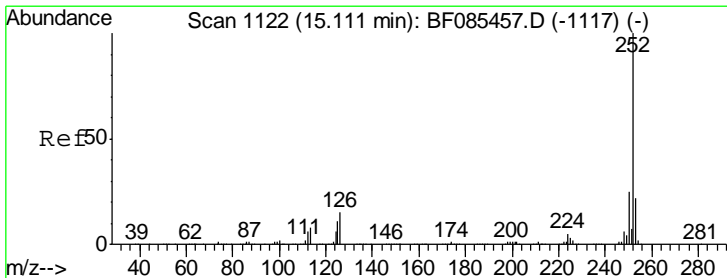
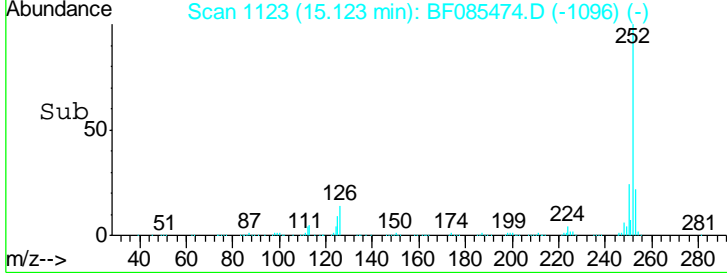
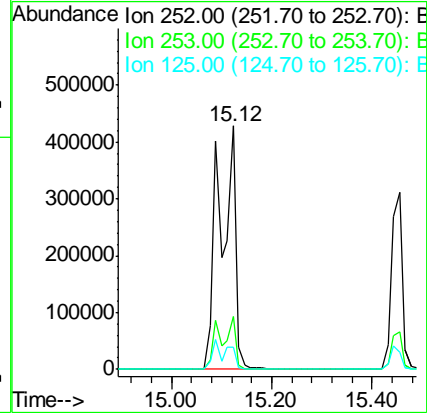
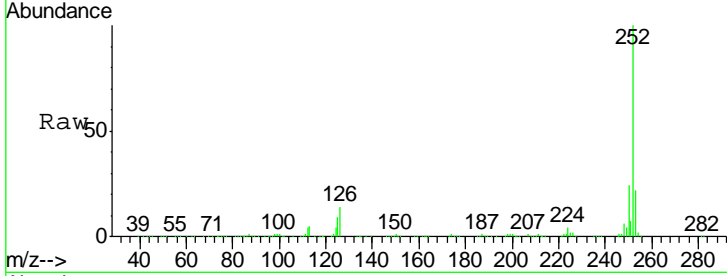




#87
 Benzo(b)fluoranthene
 Concen: 145.27 ng
 RT: 15.12 min Scan# 1123
 Delta R.T. 0.01 min
 Lab File: BF085474.D
 Acq: 16 Mar 2016 21:04

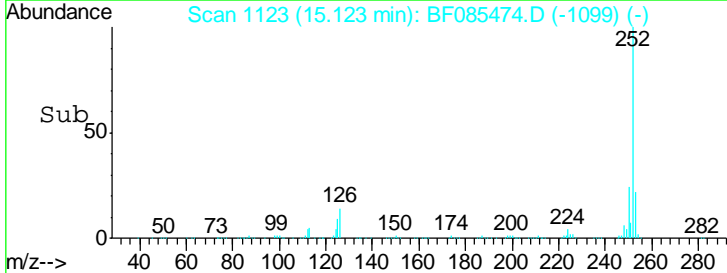
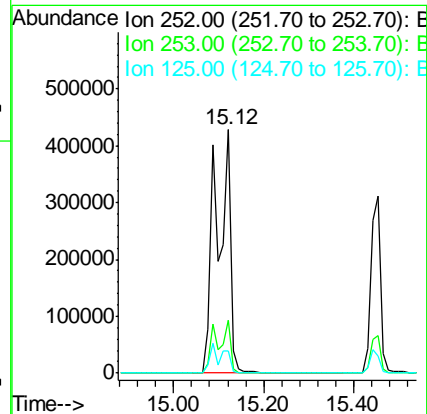
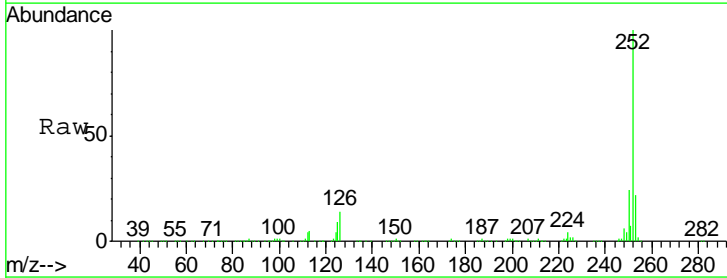
Instrument :
 BNA_F
 ClientSampleId :
 SB-1(8-9)MSD

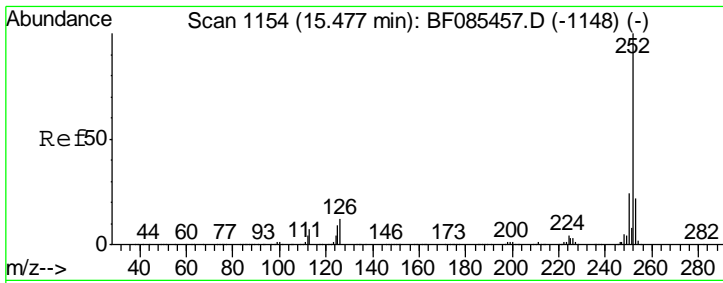
Tgt Ion	Resp	Lower	Upper
252	100		
253	21.8	17.8	26.6
125	9.1	11.3	16.9#



#88
 Benzo(k)fluoranthene
 Concen: 185.55 ng
 RT: 15.12 min Scan# 1123
 Delta R.T. -0.02 min
 Lab File: BF085474.D
 Acq: 16 Mar 2016 21:04

Tgt Ion	Resp	Lower	Upper
252	100		
253	21.8	17.8	26.6
125	9.1	10.4	15.6#

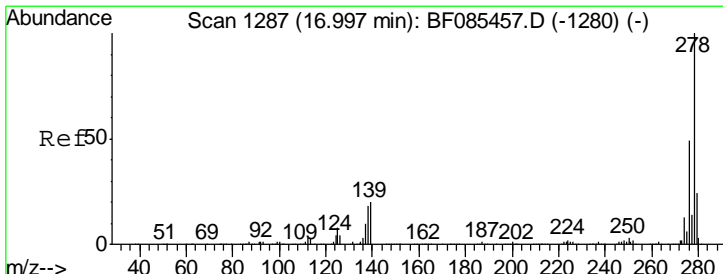

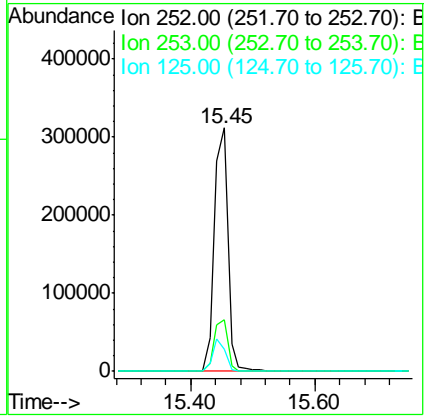
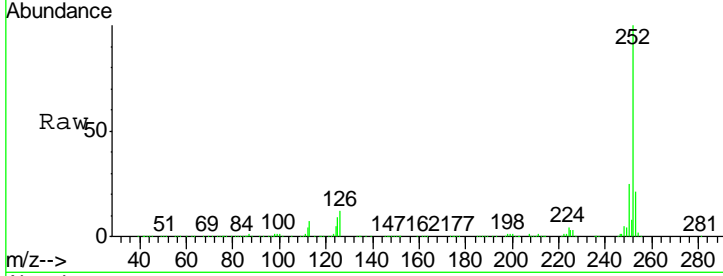




#89
 Benzo(a)pyrene
 Concen: 82.30 ng
 RT: 15.45 min Scan# 1152
 Delta R.T. -0.02 min
 Lab File: BF085474.D
 Acq: 16 Mar 2016 21:04

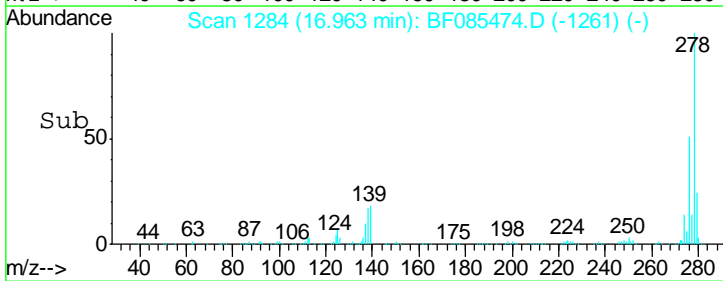
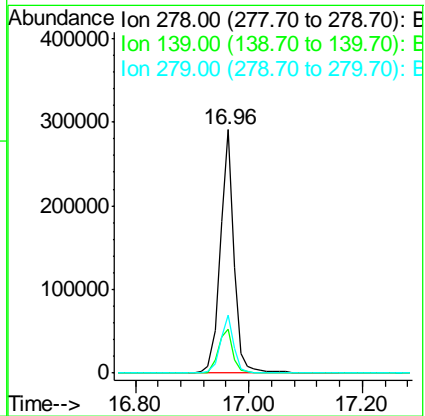
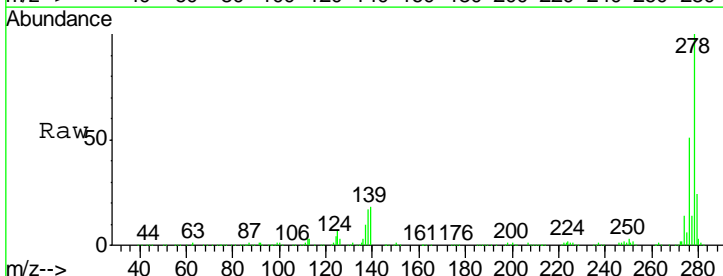
Instrument :
 BNA_F
 ClientSampleId :
 SB-1(8-9)MSD

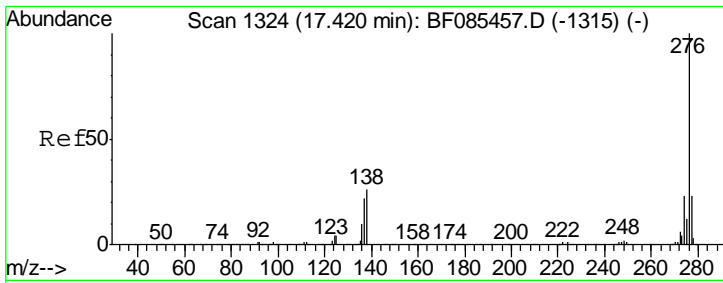
Tgt Ion	Resp	Lower	Upper
252	100		
253	21.1	17.4	26.0
125	9.4	8.2	12.4



#90
 Dibenzo(a,h)anthracene
 Concen: 88.19 ng
 RT: 16.96 min Scan# 1284
 Delta R.T. -0.03 min
 Lab File: BF085474.D
 Acq: 16 Mar 2016 21:04

Tgt Ion	Resp	Lower	Upper
278	100		
139	18.3	17.3	25.9
279	24.1	19.2	28.8





#91
 Benzo(g,h,i)perylene
 Concen: 89.02 ng
 RT: 17.39 min Scan# 1321
 Delta R.T. -0.03 min
 Lab File: BF085474.D
 Acq: 16 Mar 2016 21:04

Instrument :
 BNA_F
ClientSampleId :
 SB-1(8-9)MSD

Tgt Ion	Resp	Lower	Upper
276	100		
277	23.6	19.0	28.4
138	22.7	22.5	33.7

