

Data Path : Z:\HPCHEM1\BNA F\DATA\BF032818\
 Data File : BF104027.D
 Acq On : 28 Mar 2018 22:55
 Operator : JU/SJ
 Sample : J1754-15 5X
 Misc :
 ALS Vial : 21 Sample Multiplier: 1

Instrument :
 BNA_F
 ClientSampleId :

Quant Time: Mar 29 01:55:00 2018
 Quant Method : Z:\HPCHEM1\BNA F\METHODS\8270-BF032818.M
 Quant Title : ASP BNA STANDARDS FOR 5 POINT CALIBRATION
 QLast Update : Wed Mar 28 13:41:47 2018
 Response via : Initial Calibration

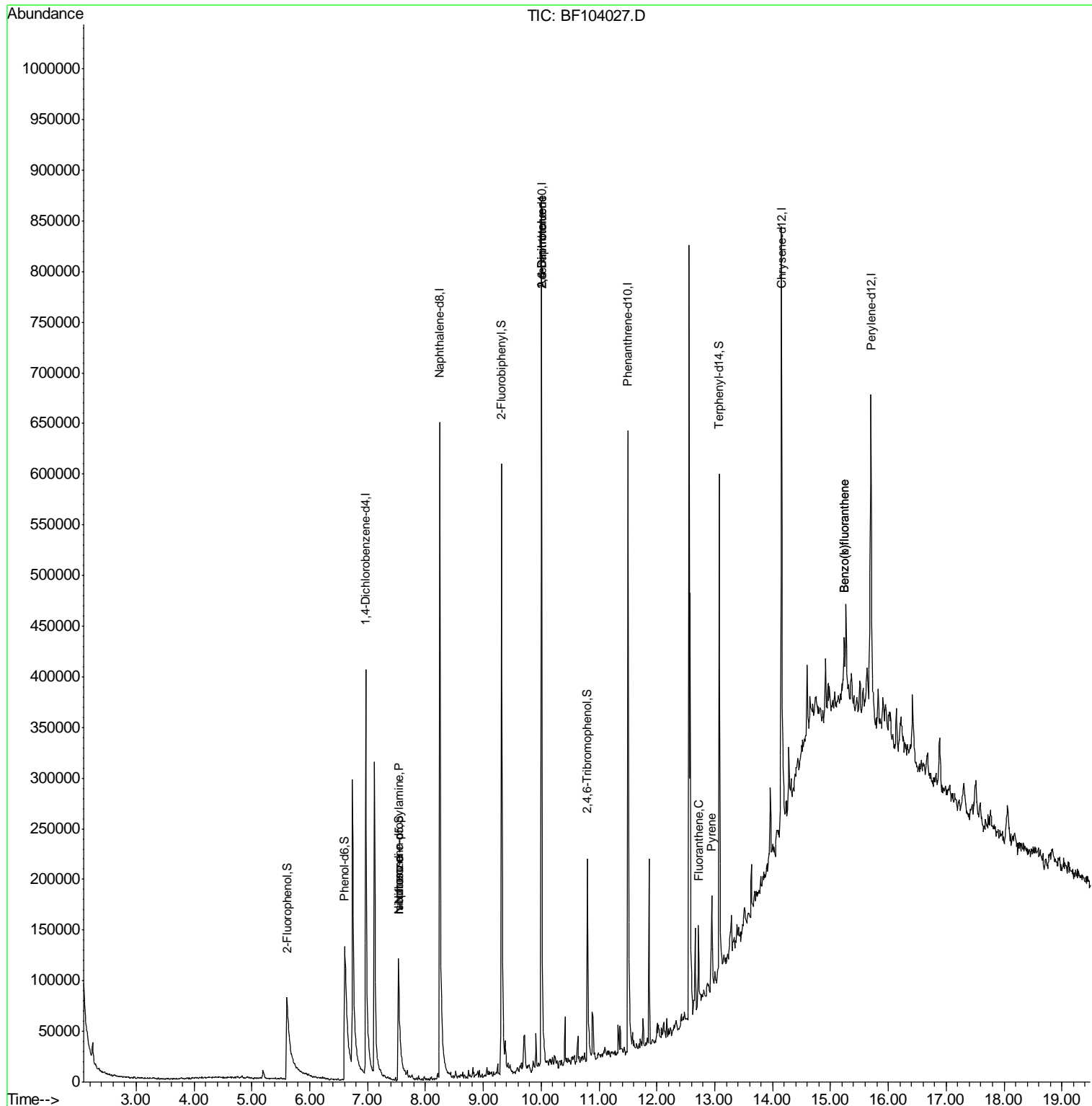
Internal Standards	R.T.	QIon	Response	Conc	Units	Dev(Min)
1) 1,4-Dichlorobenzene-d4	6.97	152	118610	20.00	ng	0.00
21) Naphthalene-d8	8.25	136	480960	20.00	ng	0.00
38) Acenaphthene-d10	10.00	164	197538	20.00	ng	0.00
63) Phenanthrene-d10	11.50	188	290866	20.00	ng	0.00
75) Chrysene-d12	14.16	240	234941	20.00	ng	0.00
86) Perylene-d12	15.70	264	178311	20.00	ng	0.00
System Monitoring Compounds						
5) 2-Fluorophenol	5.60	112	135378	18.20	ng	0.00
7) Phenol-d6	6.60	99	184447	20.16	ng	0.00
23) Nitrobenzene-d5	7.53	82	109092	13.87	ng	0.00
41) 2,4,6-Tribromophenol	10.80	330	36596	16.64	ng	0.00
44) 2-Fluorobiphenyl	9.32	172	249083	19.88	ng	0.00
78) Terphenyl-d14	13.08	244	177426	17.44	ng	0.00
Target Compounds						
19) n-Nitroso-di-n-propylamine	7.53	70	14057	2.589	ng	# 79
25) Isophorone	7.53	82	109092	7.527	ng	# 64
50) 2,6-Dinitrotoluene	10.00	165	25317	7.545	ng	# 24
56) 2,4-Dinitrotoluene	10.00	165	25587	5.976	ng	# 21
74) Fluoranthene	12.72	202	39042	2.332	ng	99
77) Pyrene	12.95	202	41201	2.440	ng	96
87) Benzo(b)fluoranthene	15.24	252	38170	3.517	ng	# 51
88) Benzo(k)fluoranthene	15.24	252	38170	3.734	ng	# 55

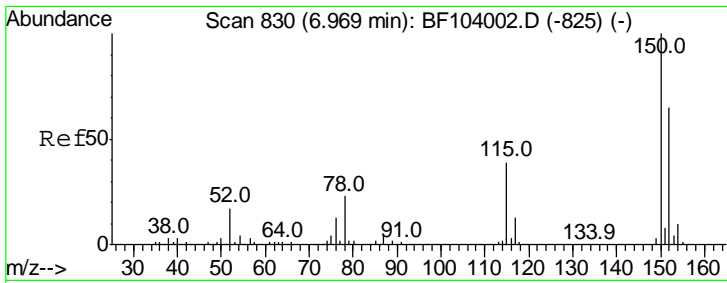
(#) = qualifier out of range (m) = manual integration (+) = signals summed

Data Path : Z:\HPCHEM1\BNA F\DATA\BF032818\
 Data File : BF104027.D
 Acq On : 28 Mar 2018 22:55
 Operator : JU/SJ
 Sample : J1754-15 5X
 Misc :
 ALS Vial : 21 Sample Multiplier: 1

Instrument :
 BNA_F
 ClientSampleId :

Quant Time: Mar 29 01:55:00 2018
 Quant Method : Z:\HPCHEM1\BNA F\METHODS\8270-BF032818.M
 Quant Title : ASP BNA STANDARDS FOR 5 POINT CALIBRATION
 QLast Update : Wed Mar 28 13:41:47 2018
 Response via : Initial Calibration

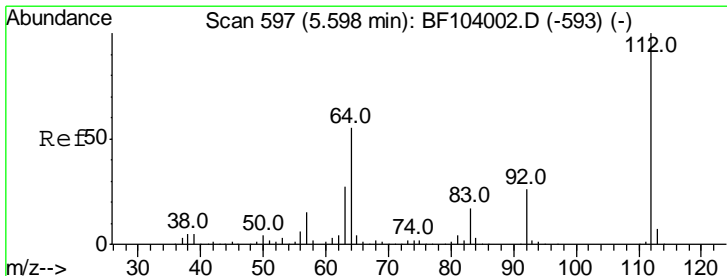
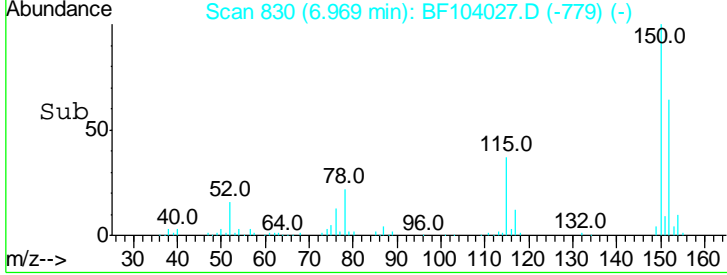
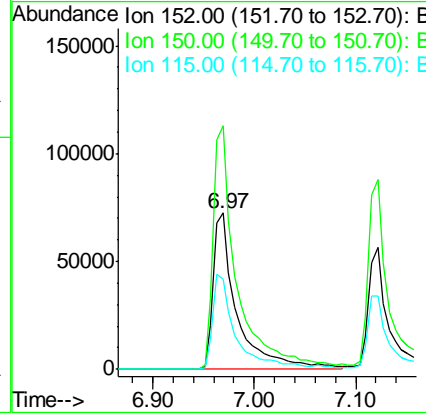
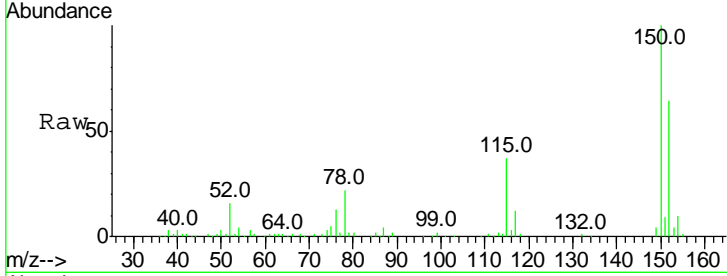




#1
 1,4-Dichlorobenzene-d4
 Concen: 20.000 ng
 RT: 6.97 min Scan# 830
 Delta R.T. -0.00 min
 Lab File: BF104027.D
 Acq: 28 Mar 2018 22:55

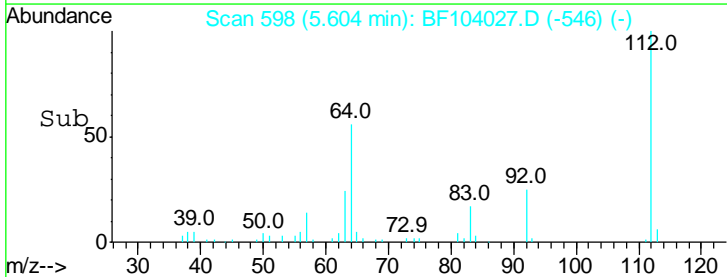
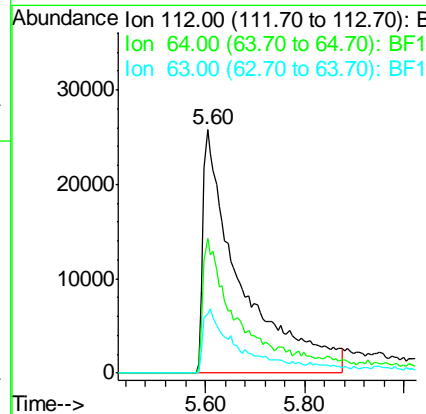
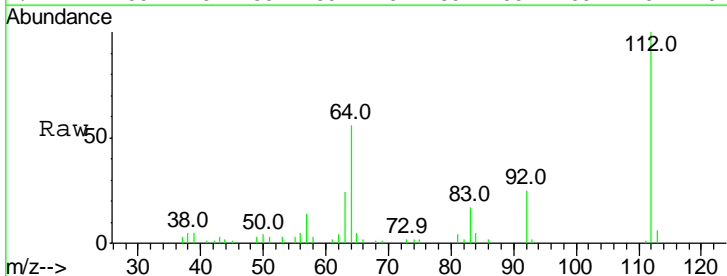
Instrument :
 BNA_F
 ClientSampled :

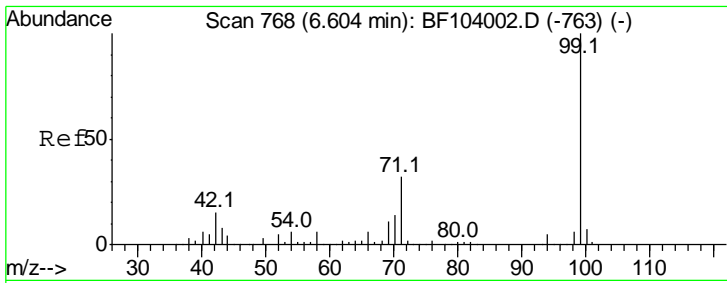
Tgt Ion	Resp	Lower	Upper
152	118610		
150	155.7	124.6	186.8
115	57.9	50.1	75.1



#5
 2-Fluorophenol
 Concen: 18.202 ng
 RT: 5.60 min Scan# 598
 Delta R.T. 0.01 min
 Lab File: BF104027.D
 Acq: 28 Mar 2018 22:55

Tgt Ion	Resp	Lower	Upper
112	135378		
64	55.5	47.9	71.9
63	24.2	23.7	35.5

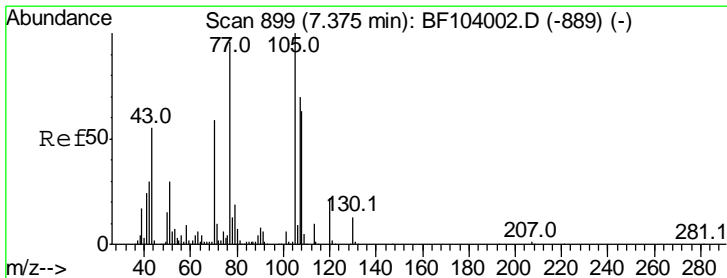
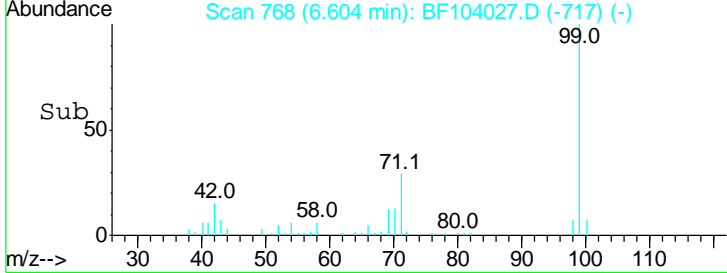
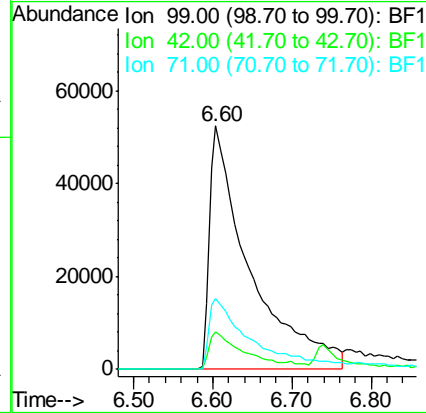
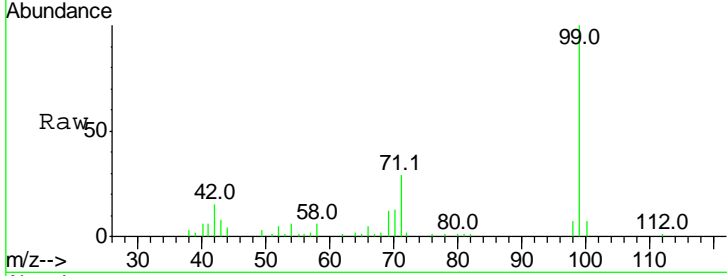




#7
 Phenol-d6
 Concen: 20.157 ng
 RT: 6.60 min Scan# 768
 Delta R.T. -0.00 min
 Lab File: BF104027.D
 Acq: 28 Mar 2018 22:55

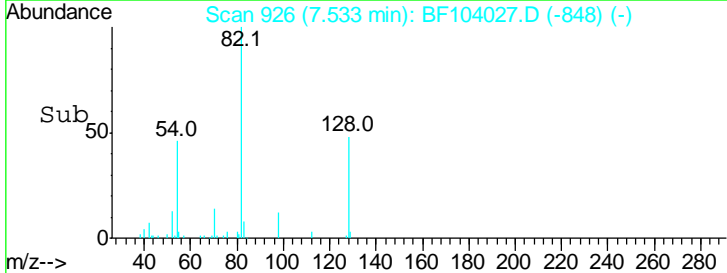
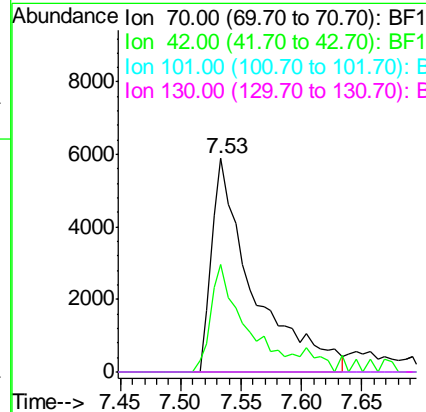
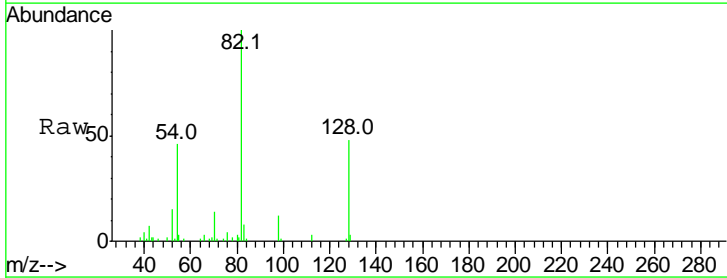
Instrument :
 BNA_F
 ClientSampled :

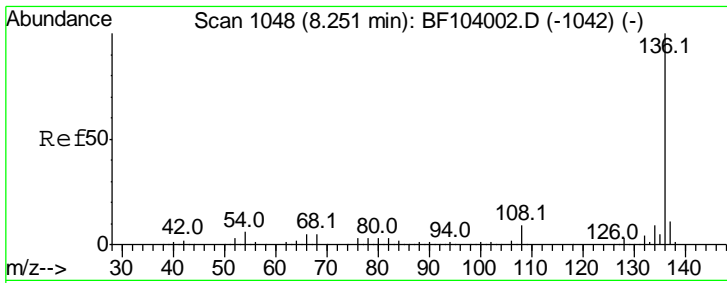
Tgt Ion	Resp	Lower	Upper
99	184447		
42	15.3	14.5	21.7
71	29.3	25.4	38.0



#19
 n-Nitroso-di-n-propylamine
 Concen: 2.589 ng
 RT: 7.53 min Scan# 926
 Delta R.T. 0.16 min
 Lab File: BF104027.D
 Acq: 28 Mar 2018 22:55

Tgt Ion	Resp	Lower	Upper
70	14057		
42	50.2	47.5	71.3
101	0.0	7.4	11.2#
130	0.0	16.6	25.0#



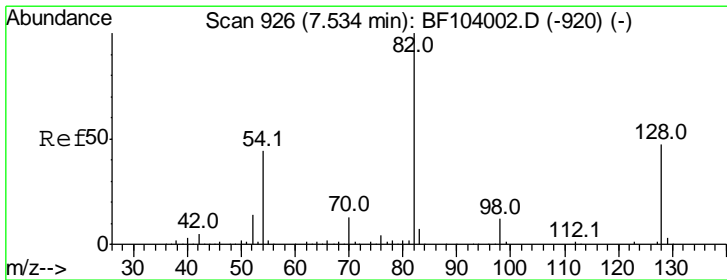
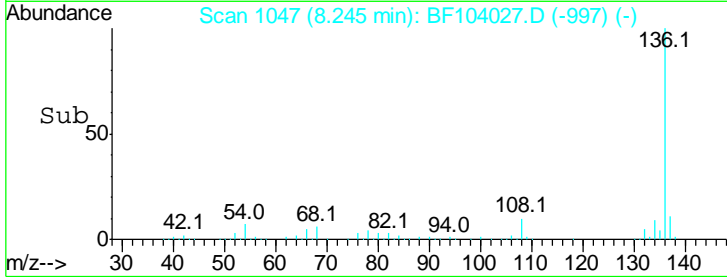
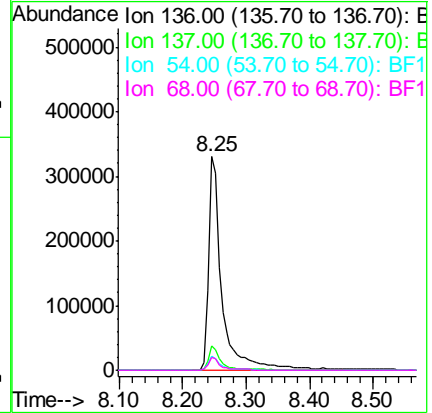
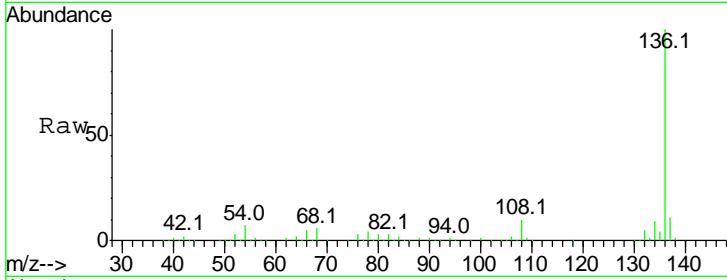


#21
 Naphthalene-d8
 Concen: 20.000 ng
 RT: 8.25 min Scan# 1047
 Delta R.T. -0.01 min
 Lab File: BF104027.D
 Acq: 28 Mar 2018 22:55

Instrument :
 BNA_F
 ClientSampled :

Tgt Ion: 136 Resp: 480960

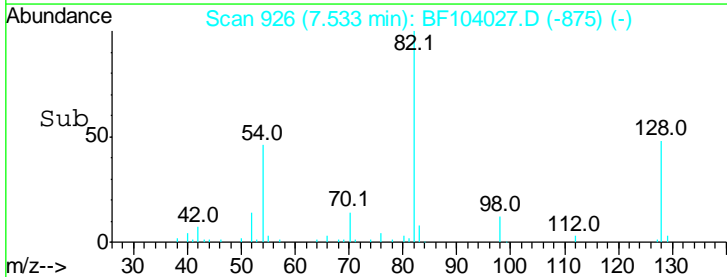
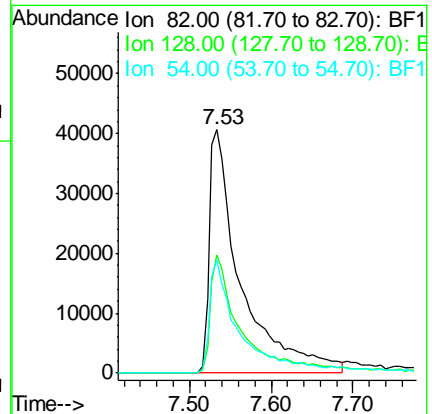
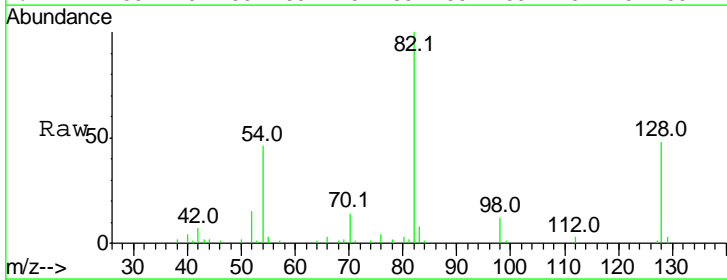
Ion	Ratio	Lower	Upper
136	100		
137	11.1	8.9	13.3
54	6.8	6.6	9.8
68	6.2	5.0	7.4

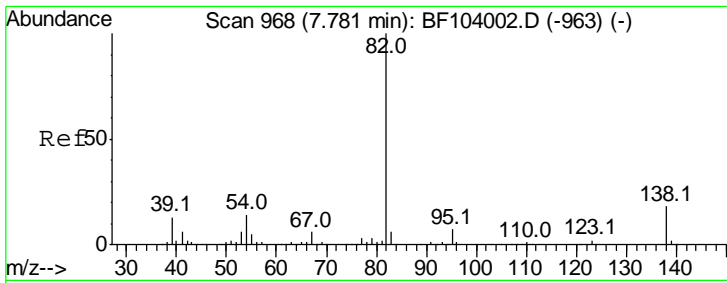


#23
 Nitrobenzene-d5
 Concen: 13.871 ng
 RT: 7.53 min Scan# 926
 Delta R.T. -0.00 min
 Lab File: BF104027.D
 Acq: 28 Mar 2018 22:55

Tgt Ion: 82 Resp: 109092

Ion	Ratio	Lower	Upper
82	100		
128	48.3	36.1	54.1
54	46.2	41.4	62.2

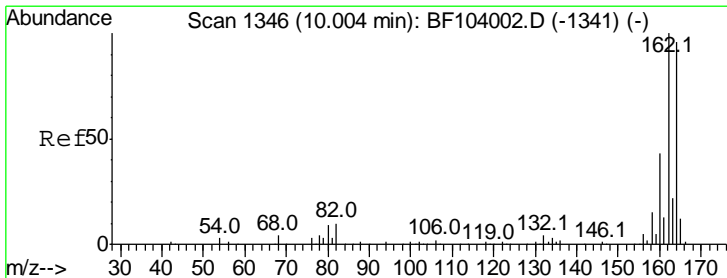
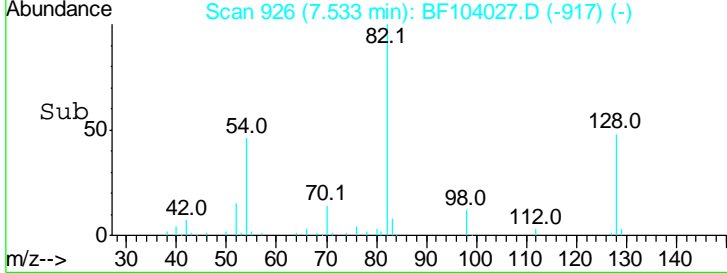
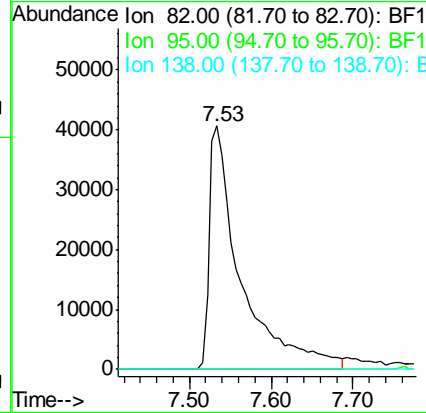
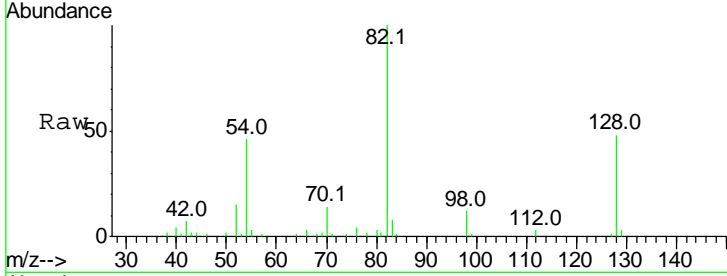




#25
 Isophorone
 Concen: 7.527 ng
 RT: 7.53 min Scan# 926
 Delta R.T. -0.25 min
 Lab File: BF104027.D
 Acq: 28 Mar 2018 22:55

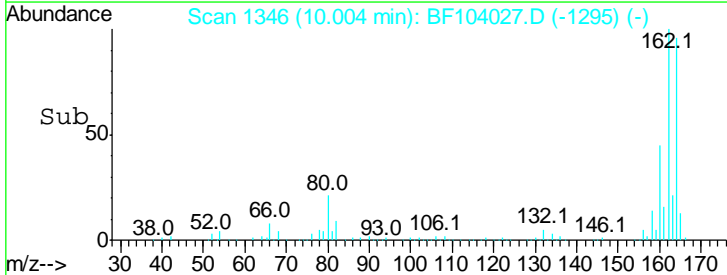
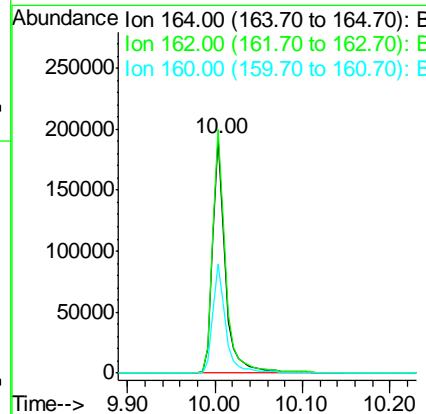
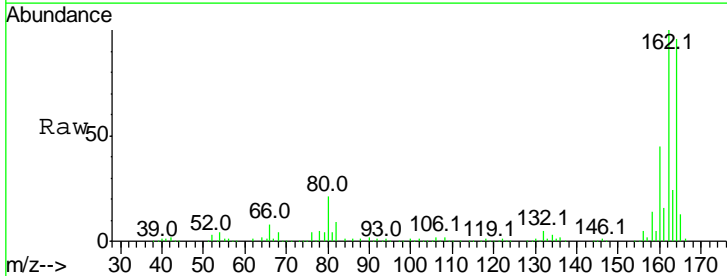
Instrument :
 BNA_F
 ClientSampleId :

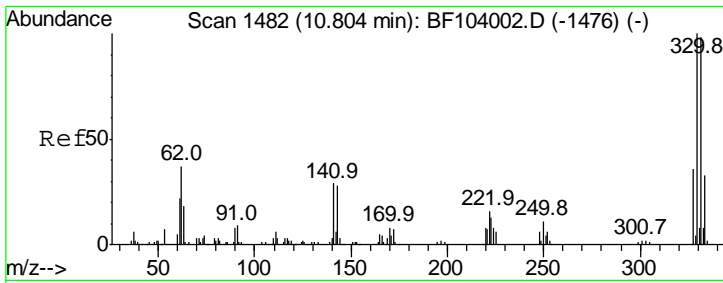
Tgt Ion	Resp	Lower	Upper
82	109092		
95	0.0	5.2	7.8#
138	0.0	14.9	22.3#



#38
 Acenaphthene-d10
 Concen: 20.000 ng
 RT: 10.00 min Scan# 1346
 Delta R.T. -0.00 min
 Lab File: BF104027.D
 Acq: 28 Mar 2018 22:55

Tgt Ion	Resp	Lower	Upper
164	197538		
162	103.9	86.1	129.1
160	46.4	38.3	57.5

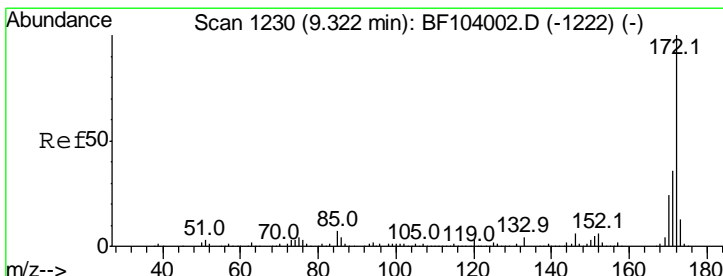
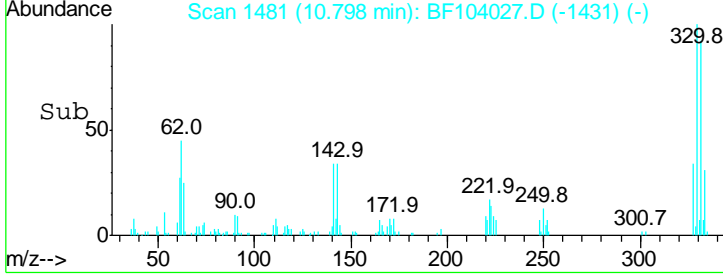
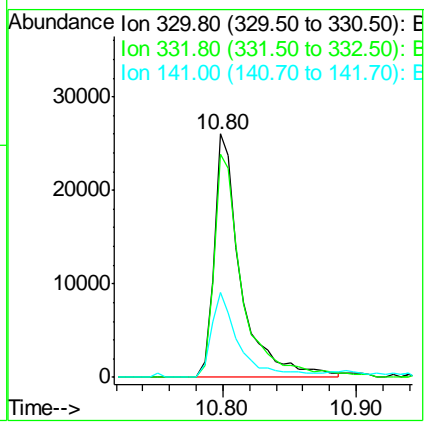
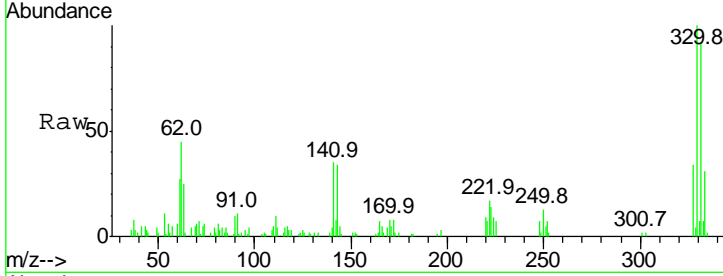




#41
 2,4,6-Tribromophenol
 Concen: 16.638 ng
 RT: 10.80 min Scan# 1481
 Delta R.T. -0.01 min
 Lab File: BF104027.D
 Acq: 28 Mar 2018 22:55

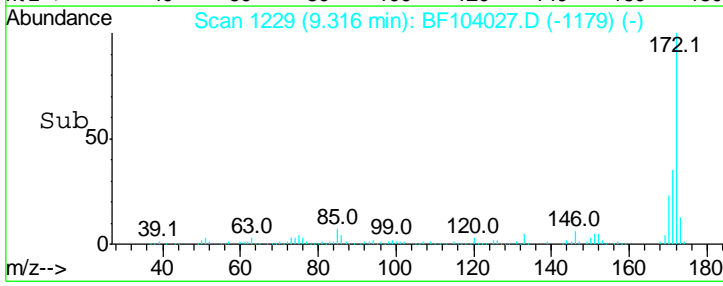
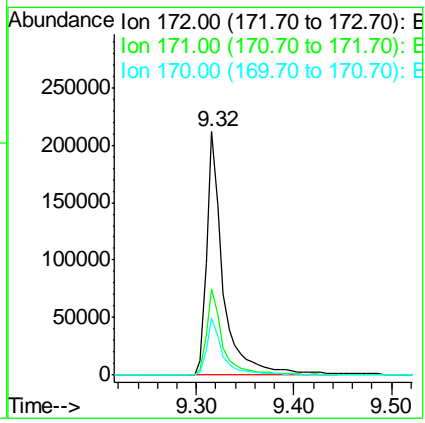
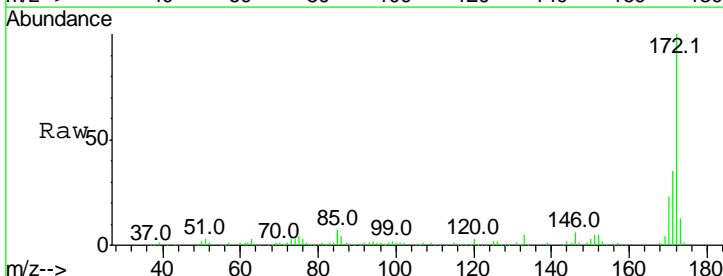
Instrument :
 BNA_F
 ClientSampled :

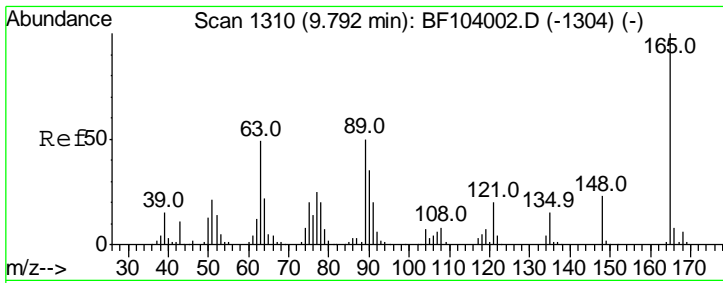
Tgt Ion	Resp	Lower	Upper
330	100		
332	97.2	77.0	115.6
141	36.1	29.9	44.9



#44
 2-Fluorobiphenyl
 Concen: 19.884 ng
 RT: 9.32 min Scan# 1229
 Delta R.T. -0.01 min
 Lab File: BF104027.D
 Acq: 28 Mar 2018 22:55

Tgt Ion	Resp	Lower	Upper
172	100		
171	35.4	29.7	44.5
170	23.2	19.6	29.4

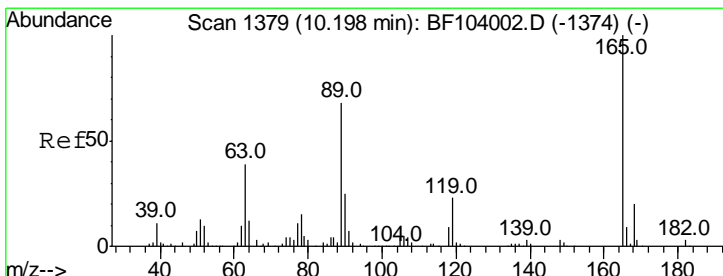
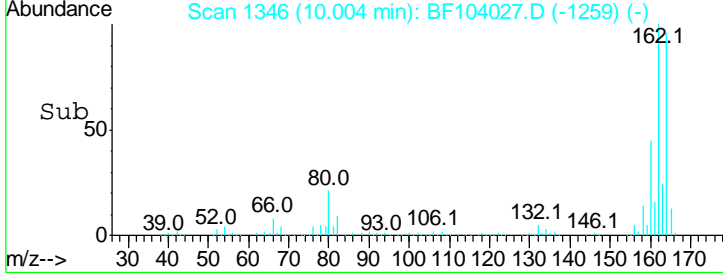
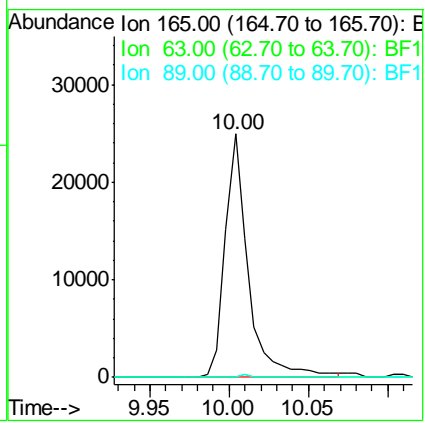
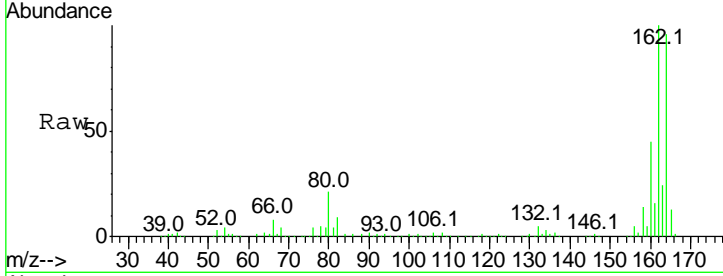




#50
 2,6-Dinitrotoluene
 Concen: 7.545 ng
 RT: 10.00 min Scan# 1346
 Delta R.T. 0.21 min
 Lab File: BF104027.D
 Acq: 28 Mar 2018 22:55

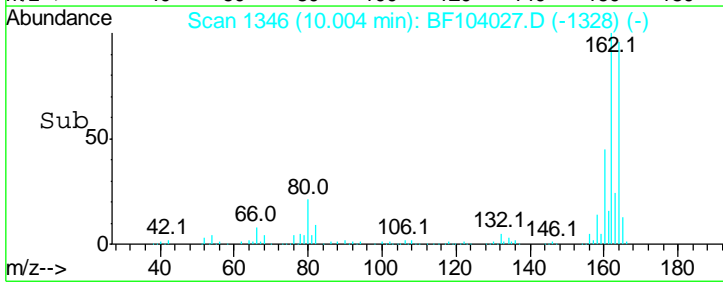
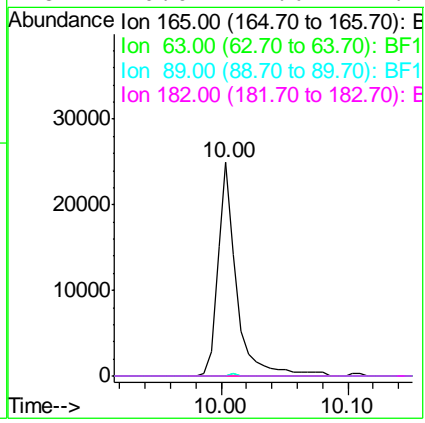
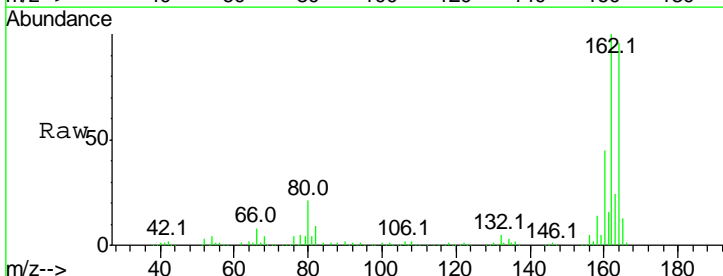
Instrument :
 BNA_F
 ClientSampled :

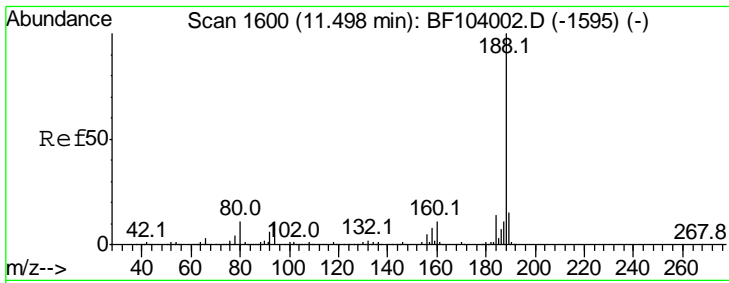
Tgt Ion	Ratio	Lower	Upper
165	100		
63	0.0	44.7	67.1#
89	0.0	44.0	66.0#



#56
 2,4-Dinitrotoluene
 Concen: 5.976 ng
 RT: 10.00 min Scan# 1346
 Delta R.T. -0.19 min
 Lab File: BF104027.D
 Acq: 28 Mar 2018 22:55

Tgt Ion	Ratio	Lower	Upper
165	100		
63	0.0	36.4	54.6#
89	0.0	57.8	86.6#
182	0.0	1.6	2.4#

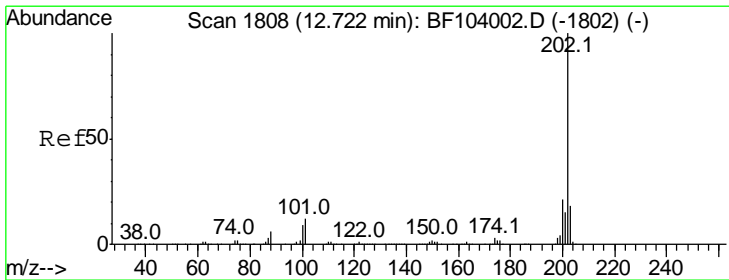
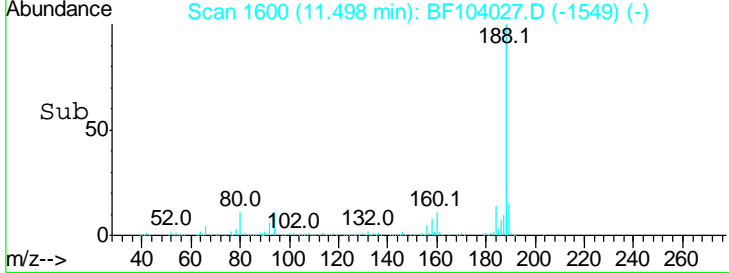
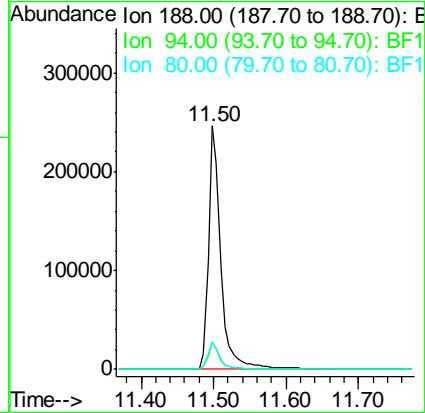
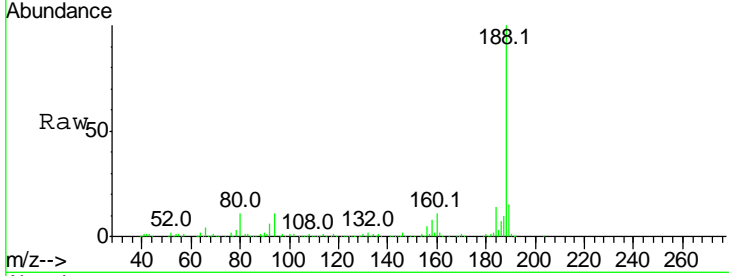




#63
 Phenanthrene-d10
 Concen: 20.000 ng
 RT: 11.50 min Scan# 1600
 Delta R.T. -0.00 min
 Lab File: BF104027.D
 Acq: 28 Mar 2018 22:55

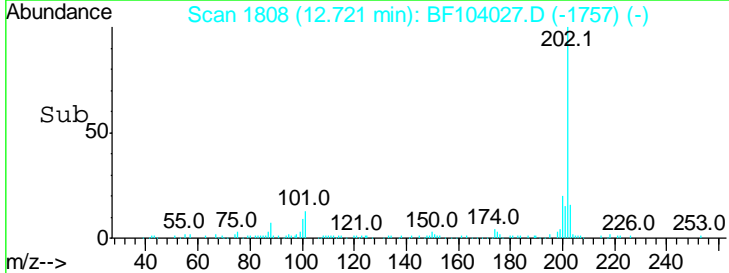
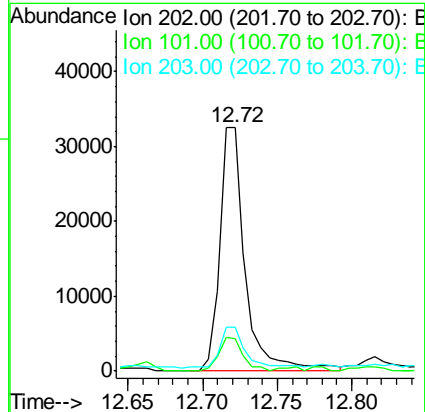
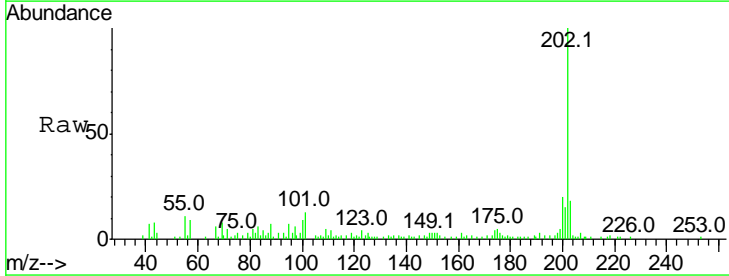
Instrument :
 BNA_F
 ClientSampled :

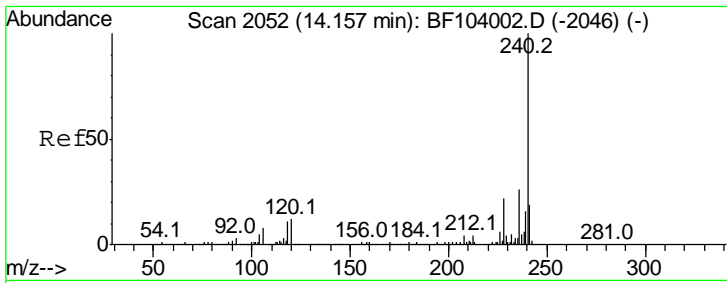
Tgt Ion	Resp	Lower	Upper
188	100		
94	11.3	8.5	12.7
80	11.4	9.2	13.8



#74
 Fluoranthene
 Concen: 2.332 ng
 RT: 12.72 min Scan# 1808
 Delta R.T. -0.00 min
 Lab File: BF104027.D
 Acq: 28 Mar 2018 22:55

Tgt Ion	Resp	Lower	Upper
202	100		
101	13.2	0.0	34.1
203	18.0	0.0	38.1

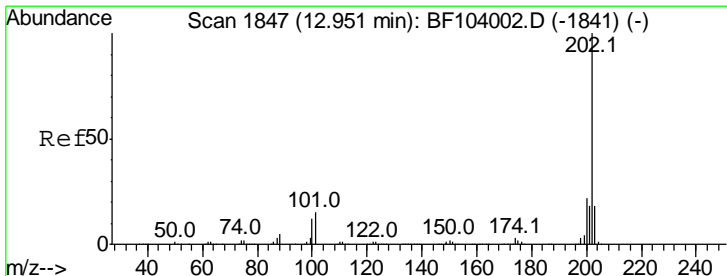
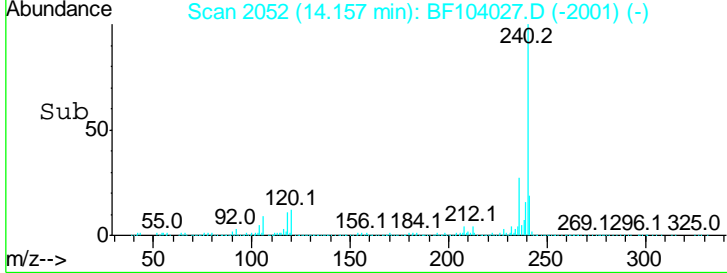
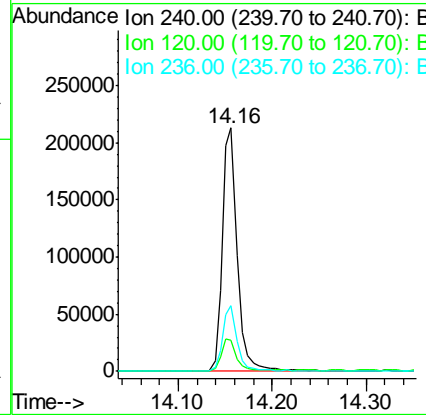
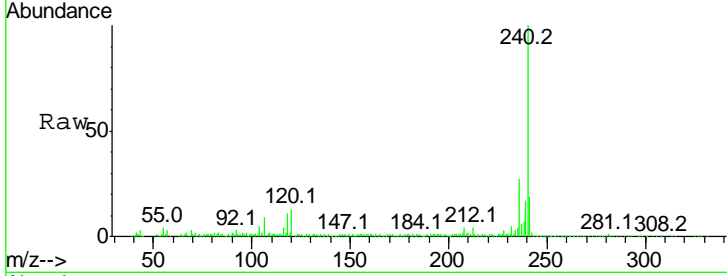




#75
 Chrysene-d12
 Concen: 20.000 ng
 RT: 14.16 min Scan# 2052
 Delta R.T. -0.00 min
 Lab File: BF104027.D
 Acq: 28 Mar 2018 22:55

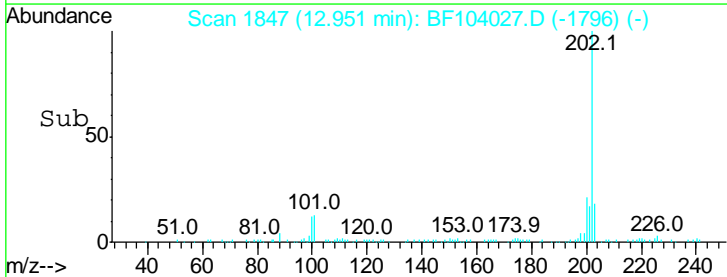
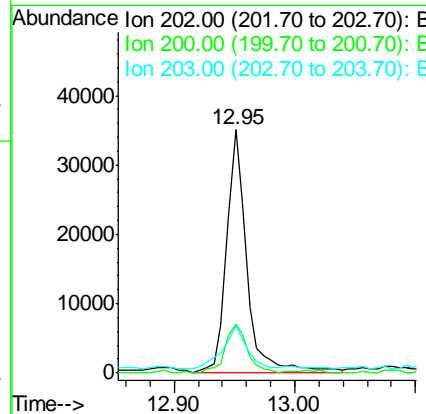
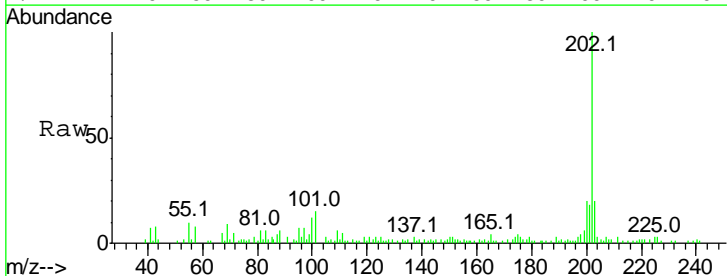
Instrument :
 BNA_F
 ClientSampled :

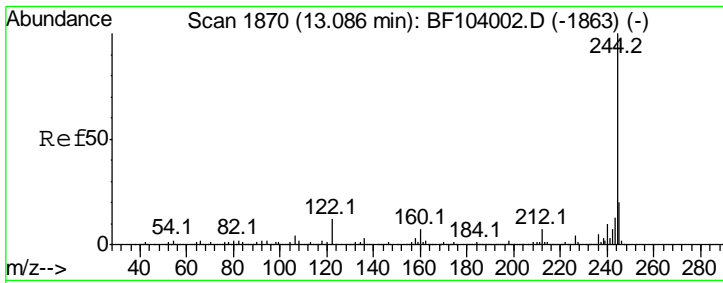
Tgt Ion	Resp	Lower	Upper
240	100		
120	12.6	9.5	14.3
236	27.1	20.7	31.1



#77
 Pyrene
 Concen: 2.440 ng
 RT: 12.95 min Scan# 1847
 Delta R.T. -0.00 min
 Lab File: BF104027.D
 Acq: 28 Mar 2018 22:55

Tgt Ion	Resp	Lower	Upper
202	100		
200	20.3	17.4	26.2
203	19.6	14.3	21.5

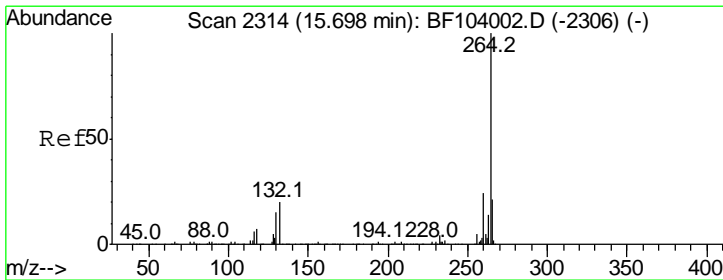
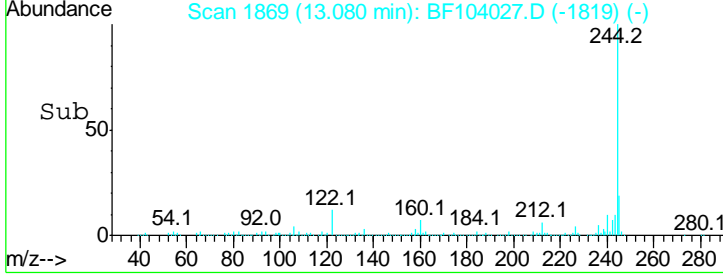
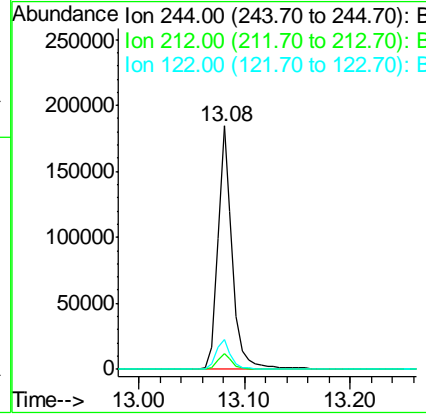
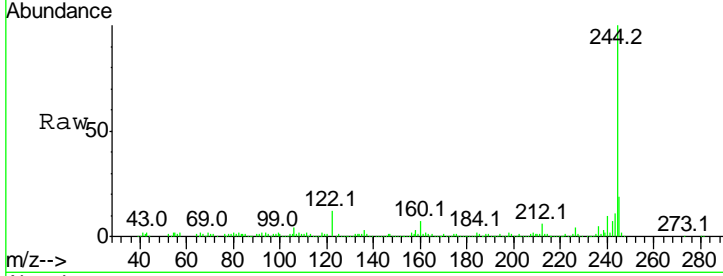




#78
 Terphenyl-d14
 Concen: 17.437 ng
 RT: 13.08 min Scan# 1869
 Delta R.T. -0.01 min
 Lab File: BF104027.D
 Acq: 28 Mar 2018 22:55

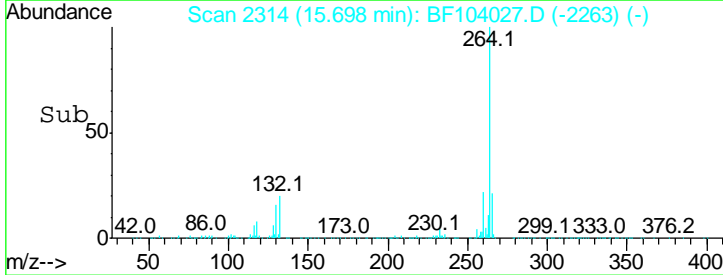
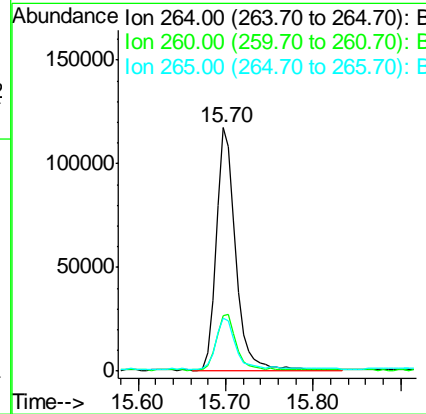
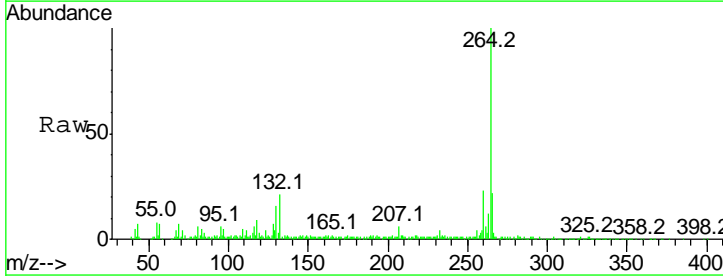
Instrument :
 BNA_F
 ClientSampled :

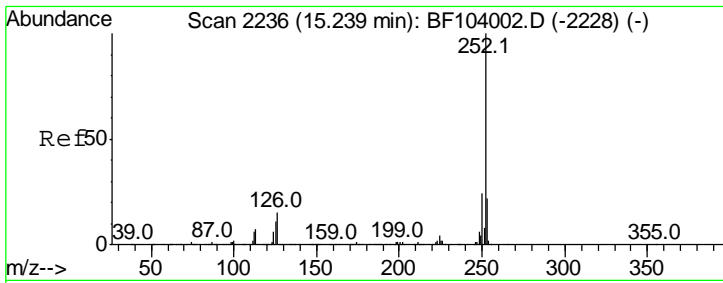
Tgt Ion	Resp	Lower	Upper
244	100		
212	6.5	5.4	8.0
122	12.3	11.0	16.4



#86
 Perylene-d12
 Concen: 20.000 ng
 RT: 15.70 min Scan# 2314
 Delta R.T. -0.00 min
 Lab File: BF104027.D
 Acq: 28 Mar 2018 22:55

Tgt Ion	Resp	Lower	Upper
264	100		
260	22.7	19.2	28.8
265	21.6	17.5	26.3

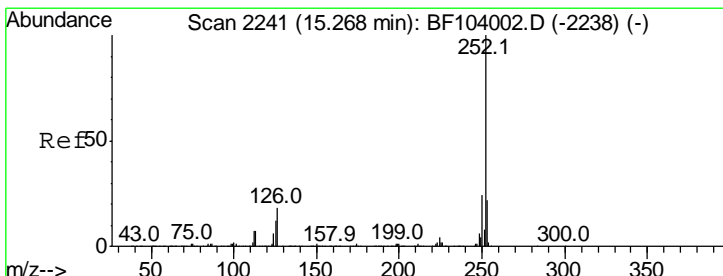
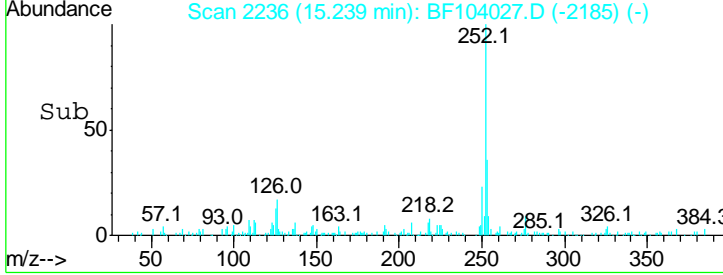
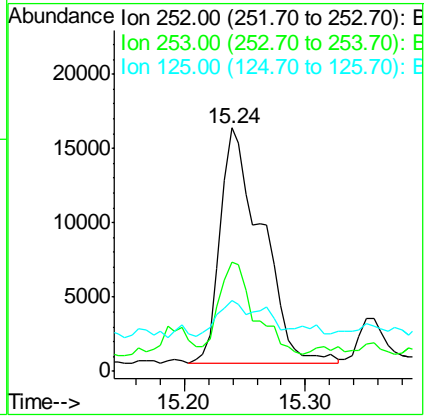
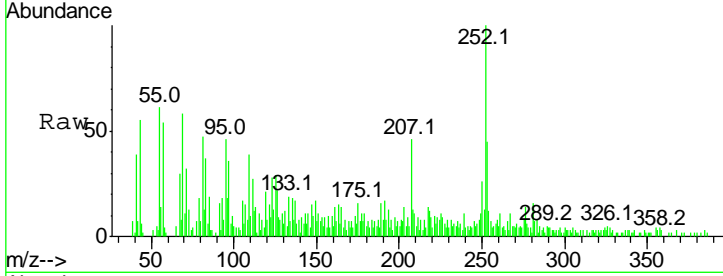




#87
 Benzo(b)fluoranthene
 Concen: 3.517 ng
 RT: 15.24 min Scan# 2236
 Delta R.T. -0.00 min
 Lab File: BF104027.D
 Acq: 28 Mar 2018 22:55

Instrument :
 BNA_F
 ClientSampled :

Tgt Ion	Resp	Lower	Upper
252	100		
253	44.6	17.0	25.6#
125	29.3	9.0	13.6#



#88
 Benzo(k)fluoranthene
 Concen: 3.734 ng
 RT: 15.24 min Scan# 2236
 Delta R.T. -0.03 min
 Lab File: BF104027.D
 Acq: 28 Mar 2018 22:55

Tgt Ion	Resp	Lower	Upper
252	100		
253	44.6	17.9	26.9#
125	29.3	10.2	15.2#

