

Data Path : Z:\HPCHEM1\BNA F\DATA\BF032917\  
 Data File : BF094048.D  
 Acq On : 30 Mar 2017 6:46  
 Operator : SJ/MA  
 Sample : I2443-11  
 Misc :  
 ALS Vial : 30 Sample Multiplier: 1

Instrument :  
 BNA\_F  
 ClientSampleId :  
 E2-AA9-SSW

Quant Time: Mar 30 07:17:30 2017  
 Quant Method : Z:\HPCHEM1\BNA F\METHODS\8270-BF032217.M  
 Quant Title : ASP BNA STANDARDS FOR 5 POINT CALIBRATION  
 QLast Update : Mon Mar 27 16:10:49 2017  
 Response via : Initial Calibration

Internal Standards	R.T.	QIon	Response	Conc	Units	Dev(Min)
1) 1,4-Dichlorobenzene-d4	5.92	152	164655	20.00	ng	-0.03
21) Naphthalene-d8	7.43	136	630638	20.00	ng	-0.03
38) Acenaphthene-d10	9.57	164	288482	20.00	ng	-0.03
63) Phenanthrene-d10	11.40	188	462422	20.00	ng	-0.02
75) Chrysene-d12	14.66	240	285311	20.00	ng	-0.02
86) Perylene-d12	16.29	264	276363	20.00	ng	-0.02

## System Monitoring Compounds

5) 2-Fluorophenol	4.46	112	1087000	111.50	ng	-0.01
7) Phenol-d6	5.53	99	1333603	110.58	ng	-0.02
23) Nitrobenzene-d5	6.57	82	599823	54.28	ng	-0.04
41) 2,4,6-Tribromophenol	10.55	330	192092	84.26	ng	-0.03
44) 2-Fluorobiphenyl	8.75	172	1296772	68.56	ng	-0.03
78) Terphenyl-d14	13.37	244	849723	66.76	ng	-0.03

## Target Compounds

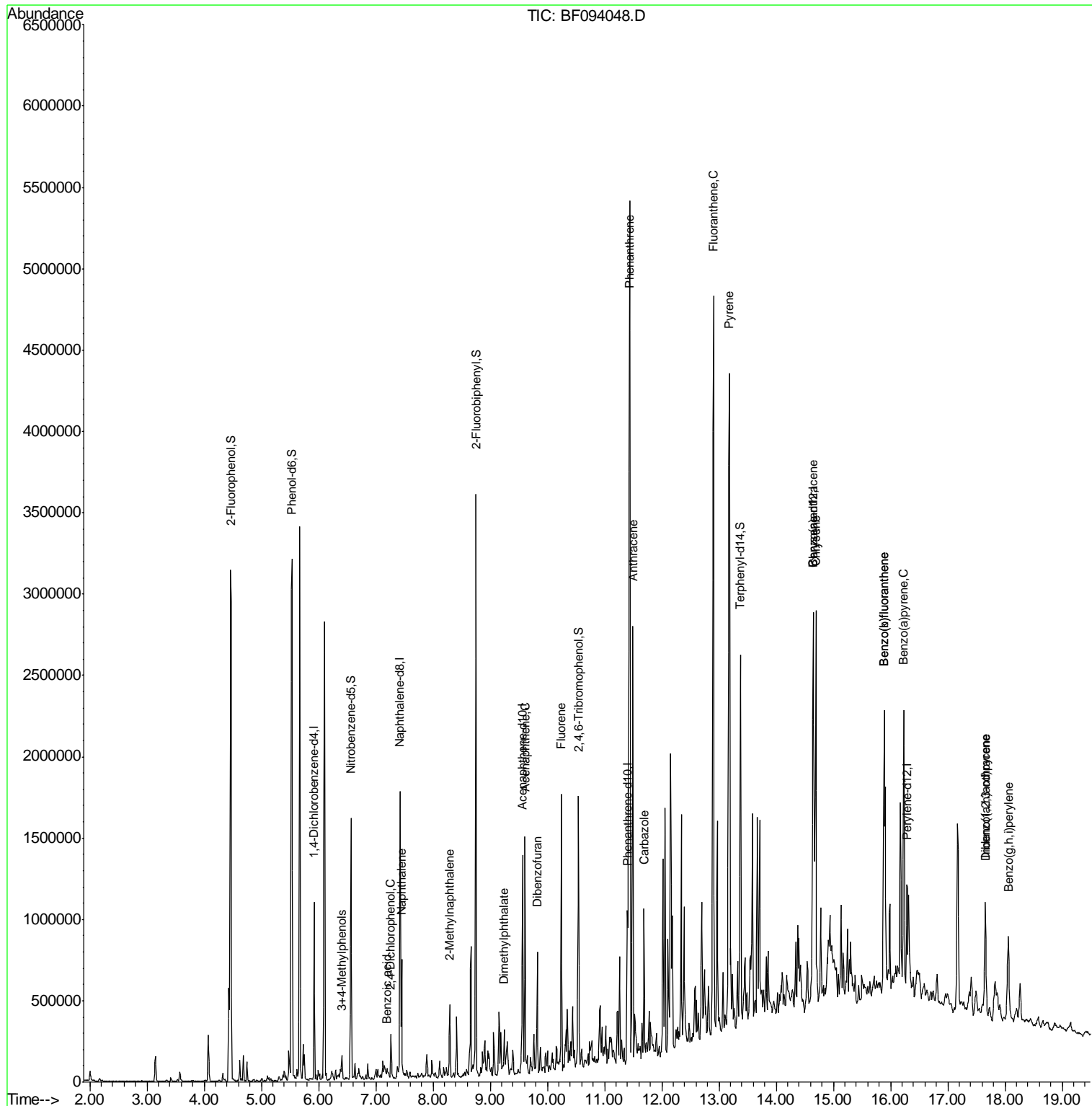
Target Compounds	R.T.	QIon	Response	Conc	Units	Qvalue
20) 3+4-Methylphenols	6.40	107	41496	3.73	ng	# 57
29) 2,4-Dichlorophenol	7.26	162	59430	7.10	ng	95
31) Naphthalene	7.45	128	310865	10.25	ng	99
32) Benzoic acid	7.20	122	15757	2.64	ng	# 13
37) 2-Methylnaphthalene	8.29	142	125641	6.22	ng	99
49) Dimethylphthalate	9.25	163	97148	4.74	ng	99
51) Acenaphthene	9.61	154	352442	19.95	ng	99
54) Dibenzofuran	9.82	168	296999	12.35	ng	98
57) Fluorene	10.25	166	504639	25.31	ng	99
70) Phenanthrene	11.44	178	3306364	128.53	ng	99
71) Anthracene	11.49	178	1171790	44.24	ng	99
72) Carbazole	11.69	167	402923	14.84	ng	98
74) Fluoranthene	12.91	202	2916980	110.74	ng	99
77) Pyrene	13.19	202	2633903	127.20	ng	99
80) Benzo(a)anthracene	14.64	228	1195255	71.84	ng	100
82) Chrysene	14.69	228	1097749	71.10	ng	97
85) Indeno(1,2,3-cd)pyrene	17.66	276	443670	33.18	ng	95
87) Benzo(b)fluoranthene	15.89	252	1524664	90.00	ng	# 97
88) Benzo(k)fluoranthene	15.89	252	1524664	91.99	ng	99
89) Benzo(a)pyrene	16.23	252	884873	56.72	ng	96
90) Dibenzo(a,h)anthracene	17.67	278	110639	8.37	ng	95
91) Benzo(g,h,i)perylene	18.06	276	390214	29.31	ng	99

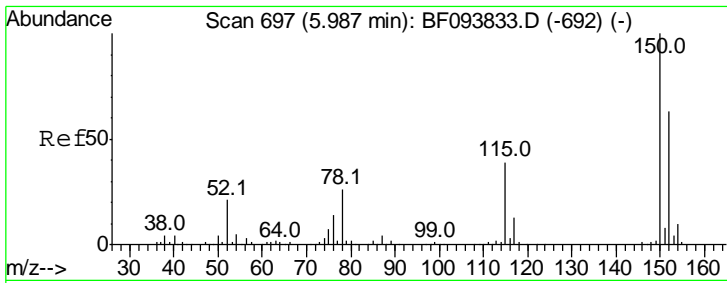
(#) = qualifier out of range (m) = manual integration (+) = signals summed

Data Path : Z:\HPCHEM1\BNA F\DATA\BF032917\  
 Data File : BF094048.D  
 Acq On : 30 Mar 2017 6:46  
 Operator : SJ/MA  
 Sample : I2443-11  
 Misc :  
 ALS Vial : 30 Sample Multiplier: 1

Instrument :  
 BNA\_F  
 Client Sampled :  
 E2-AA9-SSW

Quant Time: Mar 30 07:17:30 2017  
 Quant Method : Z:\HPCHEM1\BNA F\METHODS\8270-BF032217.M  
 Quant Title : ASP BNA STANDARDS FOR 5 POINT CALIBRATION  
 QLast Update : Mon Mar 27 16:10:49 2017  
 Response via : Initial Calibration



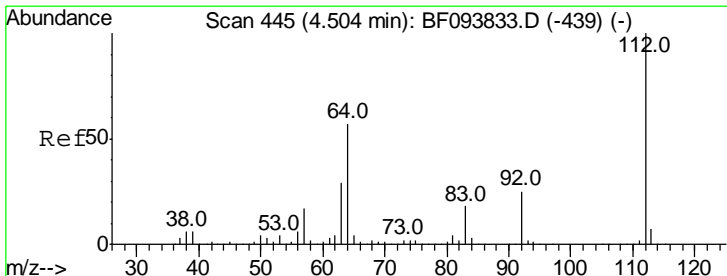
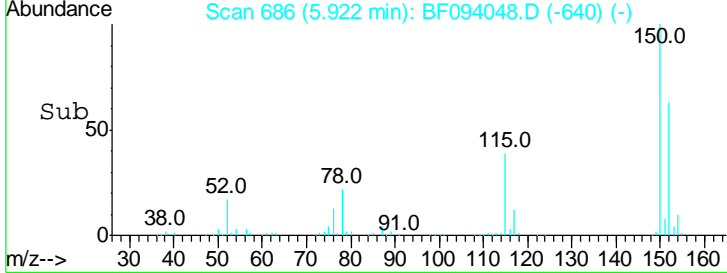
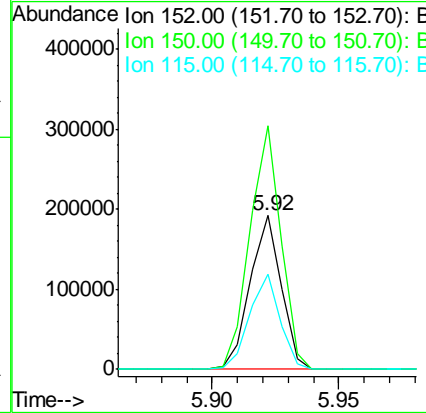
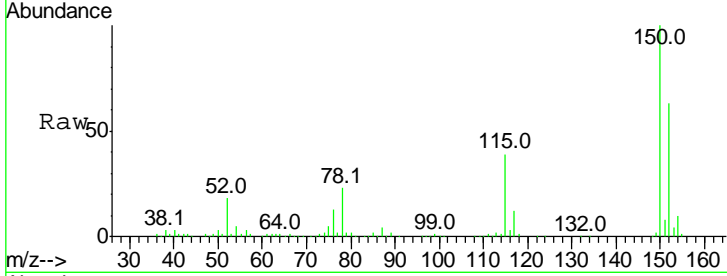


#1  
 1,4-Dichlorobenzene-d4  
 Concen: 20.00 ng  
 RT: 5.92 min Scan# 686  
 Delta R.T. -0.03 min  
 Lab File: BF094048.D  
 Acq: 30 Mar 2017 6:46

**Instrument :**  
 BNA\_F  
**ClientSampled :**  
 E2-AA9-SSW

Tgt Ion:152 Resp: 164655

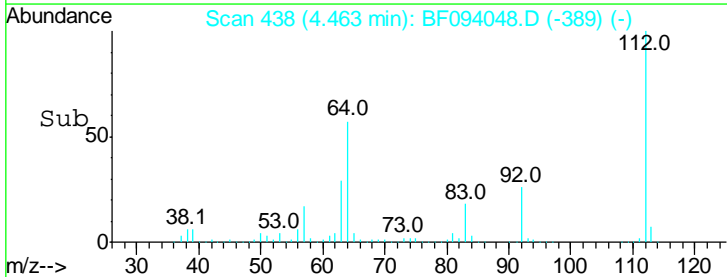
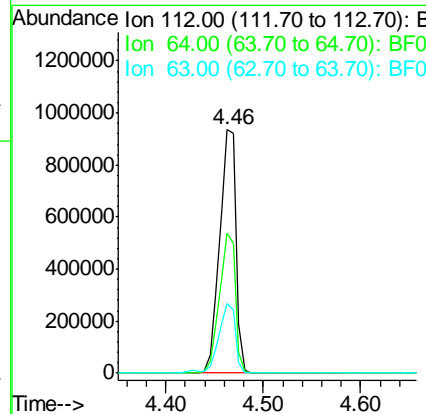
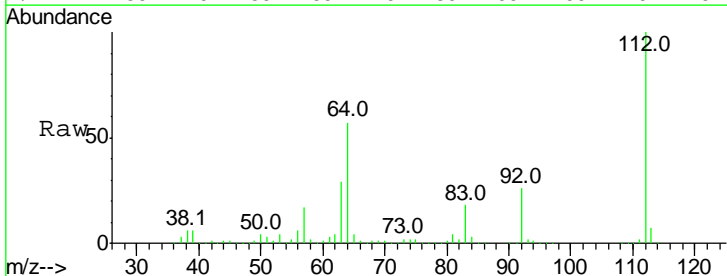
Ion	Ratio	Lower	Upper
152	100		
150	158.2	126.2	189.2
115	61.4	52.2	78.2

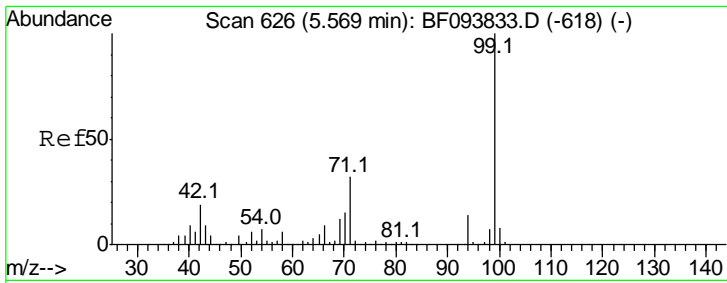


#5  
 2-Fluorophenol  
 Concen: 111.50 ng  
 RT: 4.46 min Scan# 438  
 Delta R.T. -0.01 min  
 Lab File: BF094048.D  
 Acq: 30 Mar 2017 6:46

Tgt Ion:112 Resp: 1087000

Ion	Ratio	Lower	Upper
112	100		
64	57.2	46.0	69.0
63	28.8	23.4	35.0



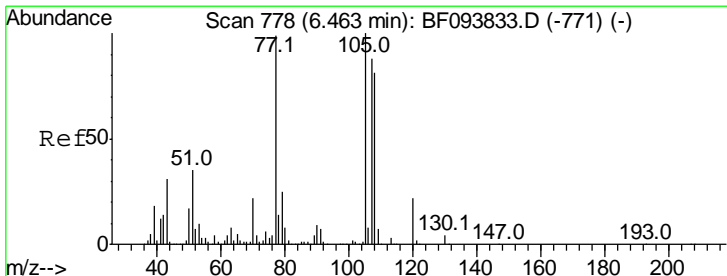
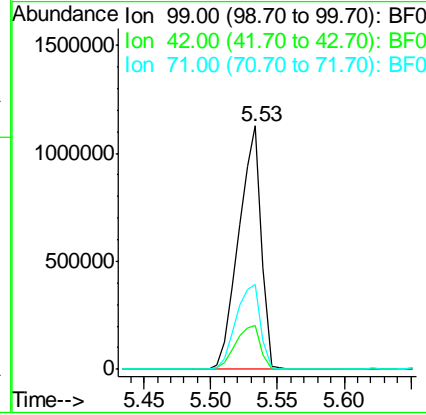
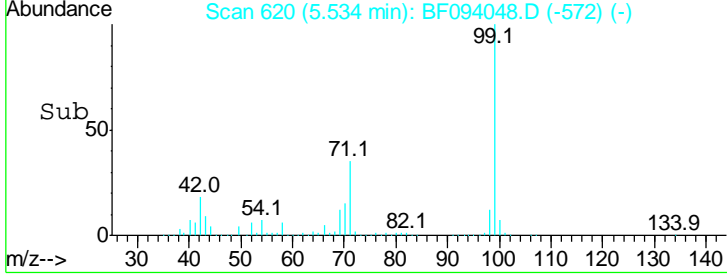
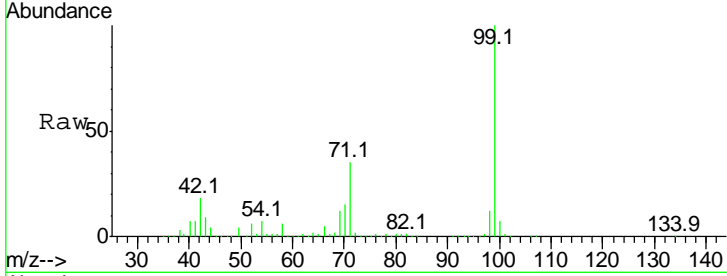


#7  
 Phenol-d6  
 Concen: 110.58 ng  
 RT: 5.53 min Scan# 620  
 Delta R.T. -0.02 min  
 Lab File: BF094048.D  
 Acq: 30 Mar 2017 6:46

**Instrument :**  
 BNA\_F  
**ClientSampled :**  
 E2-AA9-SSW

Tot Ion: 99 Resp: 1333603

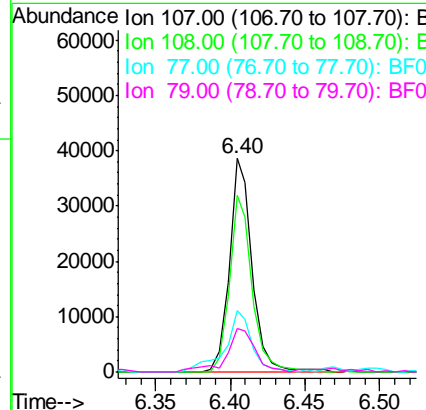
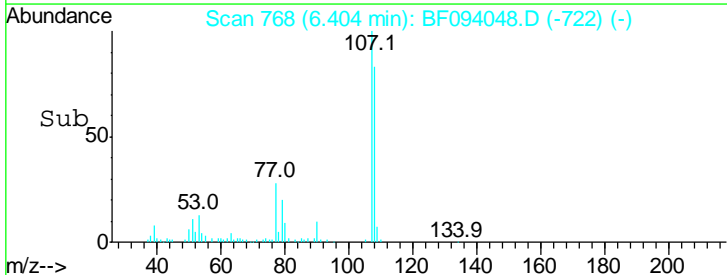
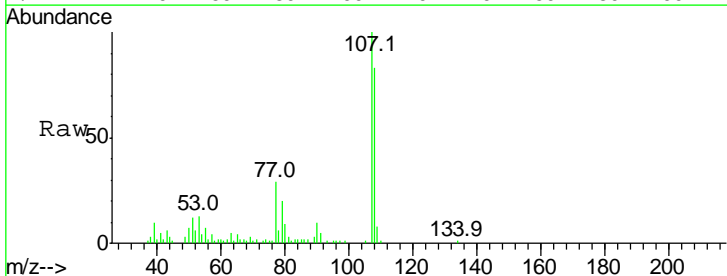
Ion	Ratio	Lower	Upper
99	100		
42	18.1	13.5	20.3
71	35.1	24.5	36.7

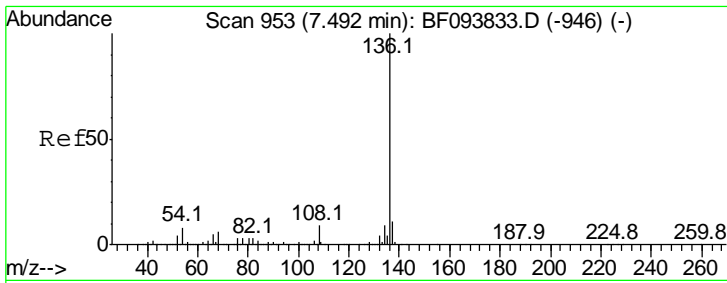


#20  
 3+4-Methylphenols  
 Concen: 3.73 ng  
 RT: 6.40 min Scan# 768  
 Delta R.T. -0.03 min  
 Lab File: BF094048.D  
 Acq: 30 Mar 2017 6:46

Tgt Ion: 107 Resp: 41496

Ion	Ratio	Lower	Upper
107	100		
108	82.5	71.0	111.0
77	28.7	90.5	130.5#
79	20.5	8.4	48.4

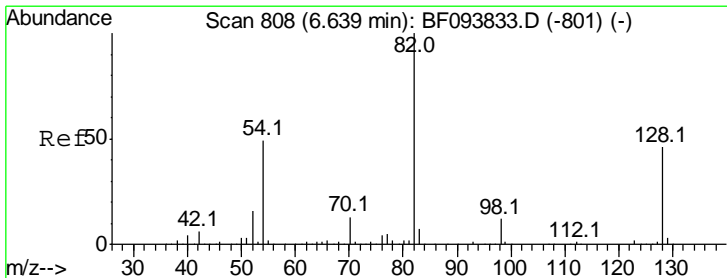
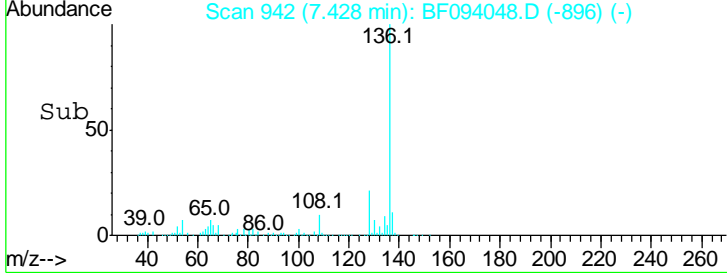
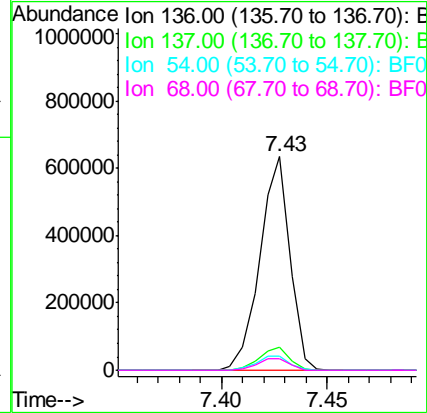
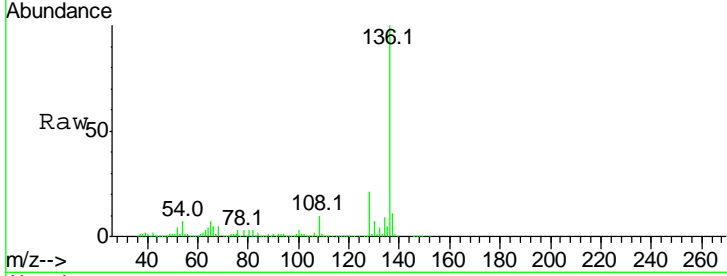




#21  
 Naphthalene-d8  
 Concen: 20.00 ng  
 RT: 7.43 min Scan# 942  
 Delta R.T. -0.03 min  
 Lab File: BF094048.D  
 Acq: 30 Mar 2017 6:46

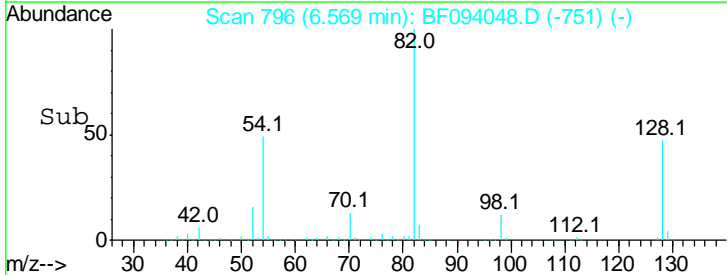
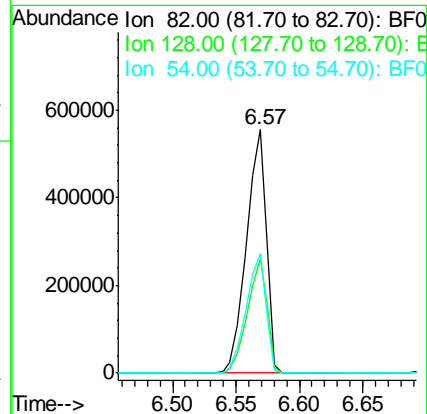
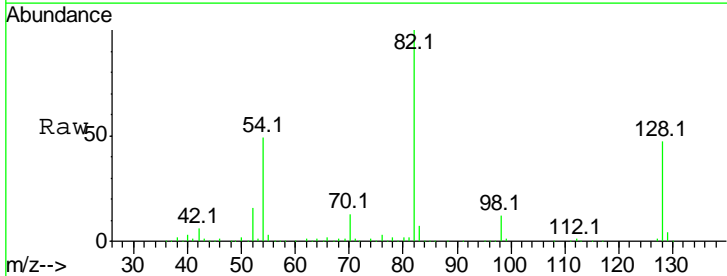
**Instrument :**  
 BNA\_F  
**ClientSampled :**  
 E2-AA9-SSW

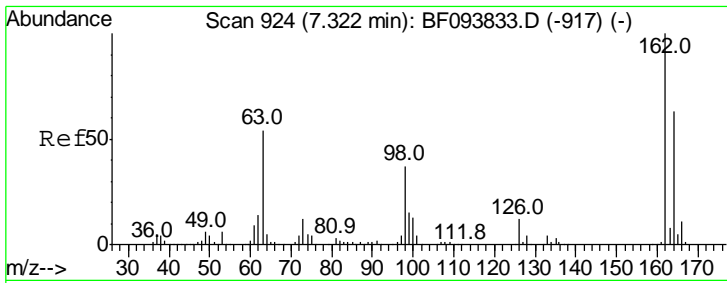
Tgt Ion	Resp	Lower	Upper
136	100		
137	10.8	8.5	12.7
54	6.8	4.9	7.3
68	5.5	4.1	6.1



#23  
 Nitrobenzene-d5  
 Concen: 54.28 ng  
 RT: 6.57 min Scan# 796  
 Delta R.T. -0.04 min  
 Lab File: BF094048.D  
 Acq: 30 Mar 2017 6:46

Tgt Ion	Resp	Lower	Upper
82	100		
128	47.1	34.0	51.0
54	48.9	42.2	63.2

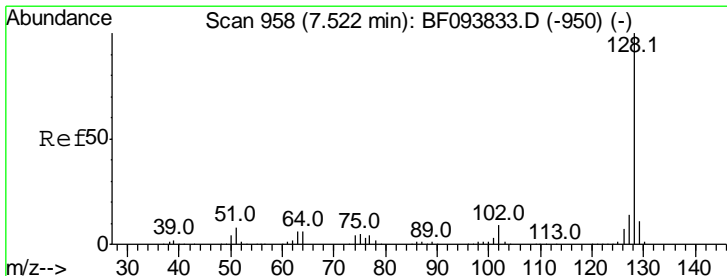
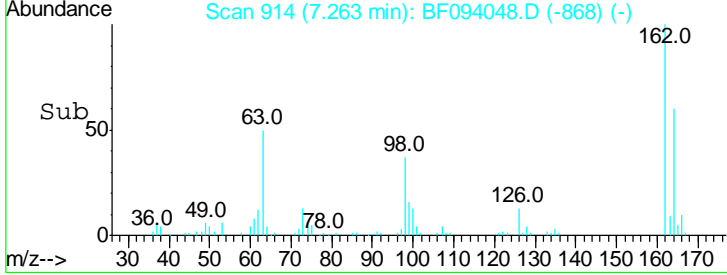
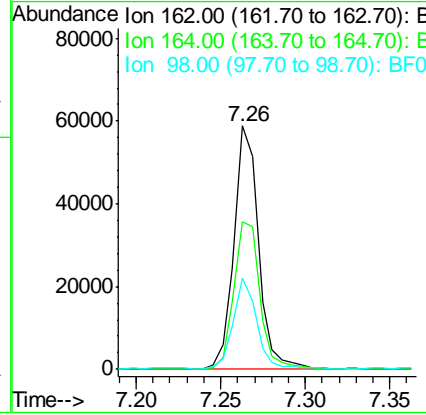
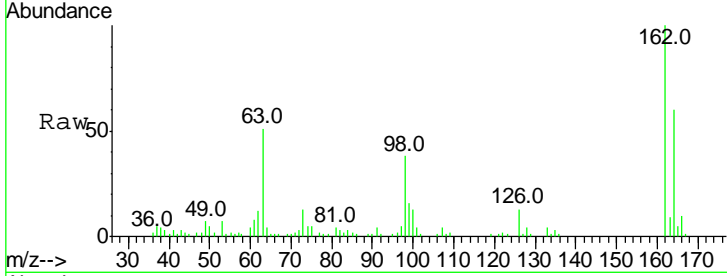




#29  
 2,4-Dichlorophenol  
 Concen: 7.10 ng  
 RT: 7.26 min Scan# 914  
 Delta R.T. -0.03 min  
 Lab File: BF094048.D  
 Acq: 30 Mar 2017 6:46

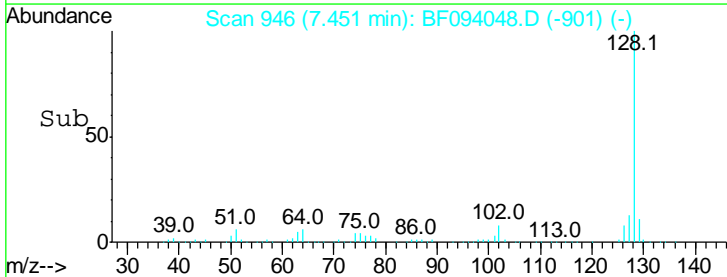
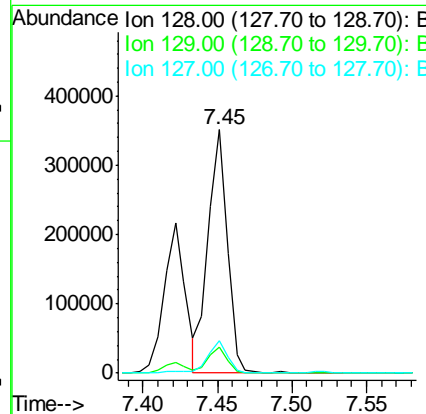
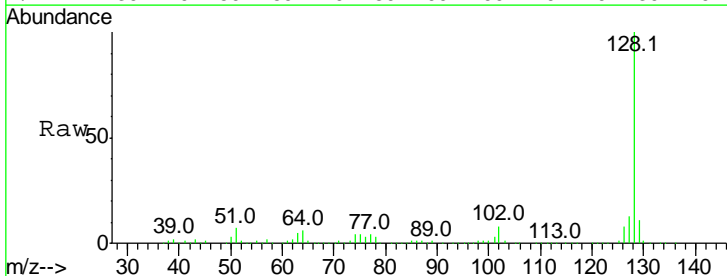
Instrument :  
 BNA\_F  
 ClientSampled :  
 E2-AA9-SSW

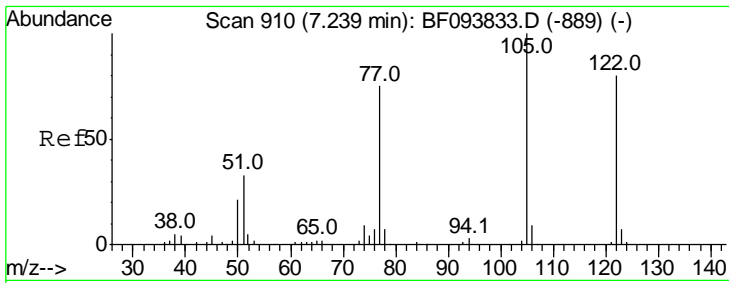
Tgt Ion	Resp	Lower	Upper
162	100		
164	60.5	44.6	84.6
98	37.8	14.8	54.8



#31  
 Naphthalene  
 Concen: 10.25 ng  
 RT: 7.45 min Scan# 946  
 Delta R.T. -0.04 min  
 Lab File: BF094048.D  
 Acq: 30 Mar 2017 6:46

Tgt Ion	Resp	Lower	Upper
128	100		
129	10.7	9.0	13.6
127	13.3	10.8	16.2

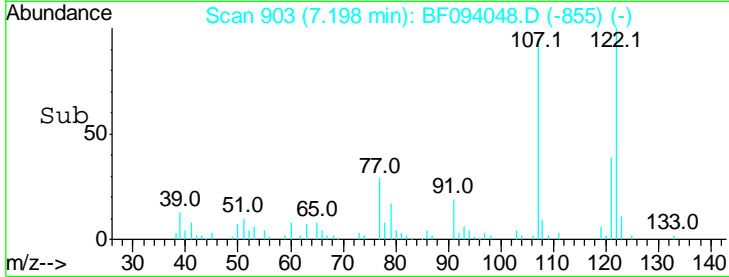
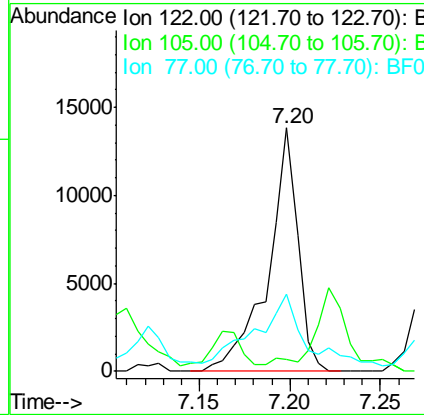
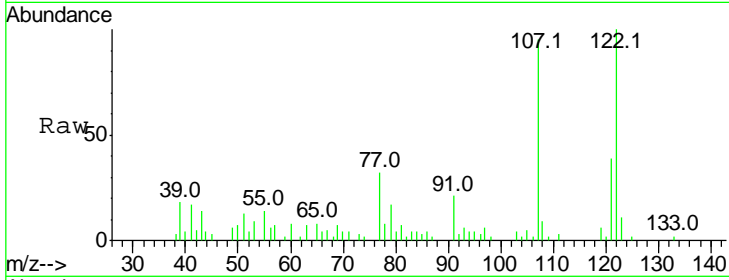




#32  
 Benzoic acid  
 Concen: 2.64 ng  
 RT: 7.20 min Scan# 903  
 Delta R.T. -0.02 min  
 Lab File: BF094048.D  
 Acq: 30 Mar 2017 6:46

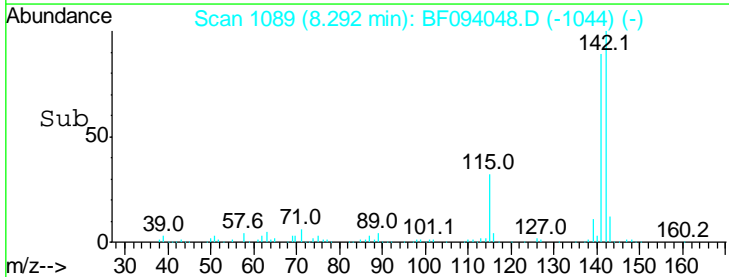
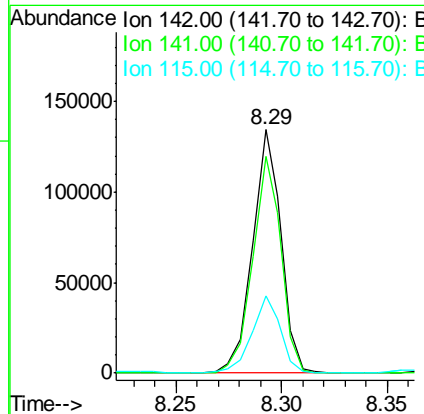
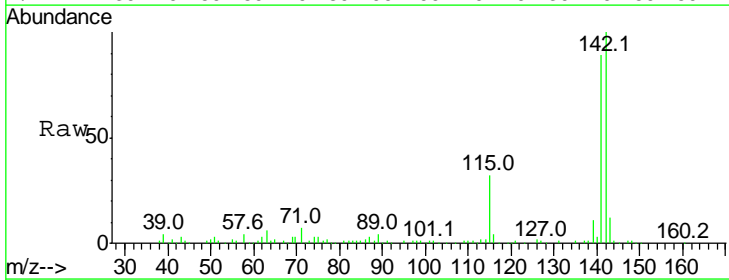
**Instrument :**  
 BNA\_F  
**ClientSampled :**  
 E2-AA9-SSW

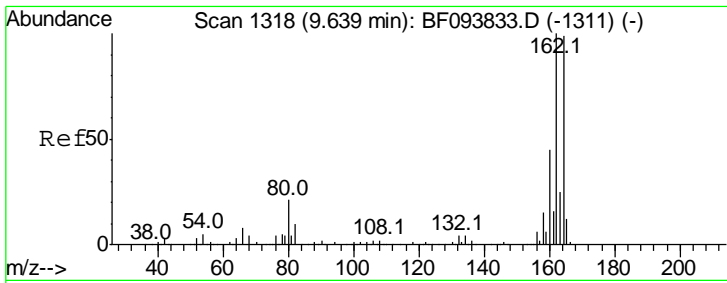
Tgt Ion	Resp	Lower	Upper
122	15757		
105	4.6	103.3	143.3#
77	31.8	73.7	113.7#



#37  
 2-Methylnaphthalene  
 Concen: 6.22 ng  
 RT: 8.29 min Scan# 1089  
 Delta R.T. -0.04 min  
 Lab File: BF094048.D  
 Acq: 30 Mar 2017 6:46

Tgt Ion	Resp	Lower	Upper
142	125641		
141	89.1	71.3	106.9
115	31.9	27.1	40.7

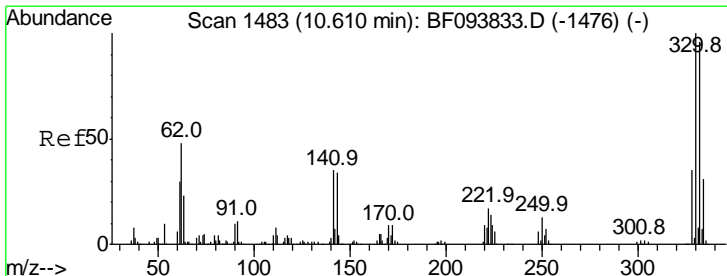
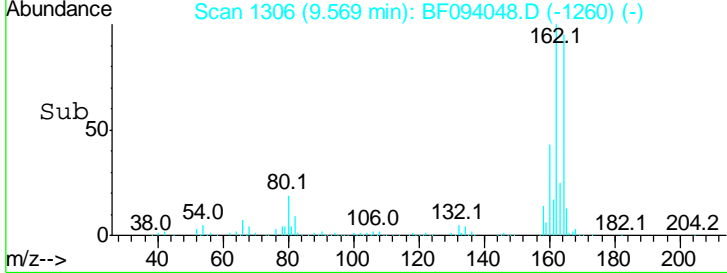
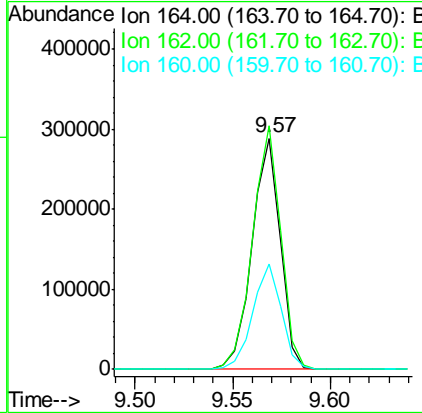
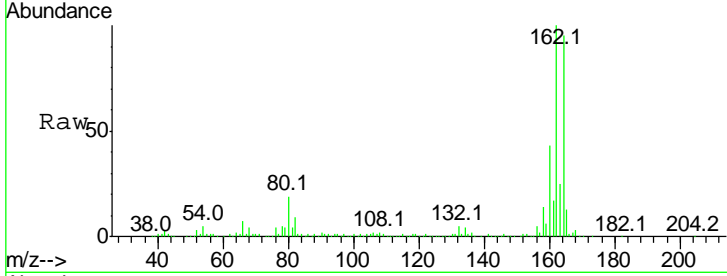




#38  
 Acenaphthene-d10  
 Concen: 20.00 ng  
 RT: 9.57 min Scan# 1306  
 Delta R.T. -0.03 min  
 Lab File: BF094048.D  
 Acq: 30 Mar 2017 6:46

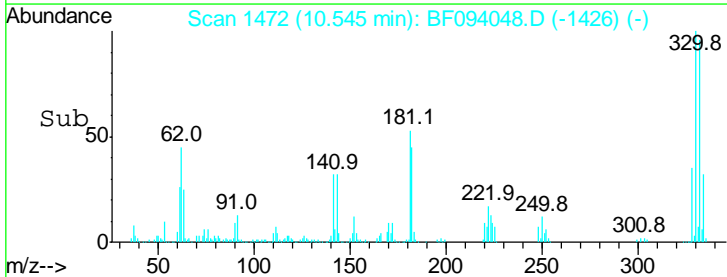
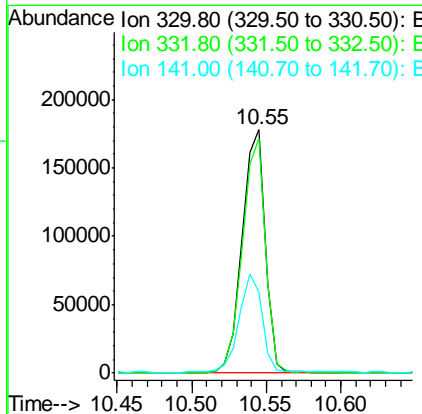
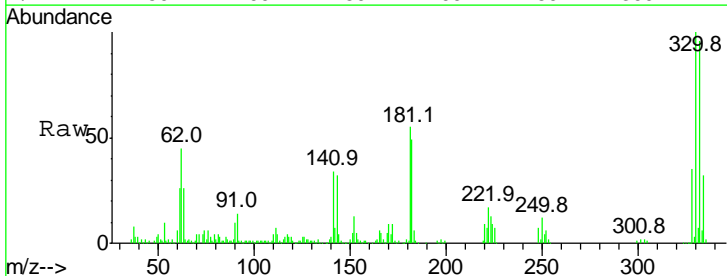
**Instrument :**  
 BNA\_F  
**ClientSampled :**  
 E2-AA9-SSW

Tgt Ion	Resp	Lower	Upper
164	100		
162	105.4	82.6	123.8
160	45.5	36.2	54.2

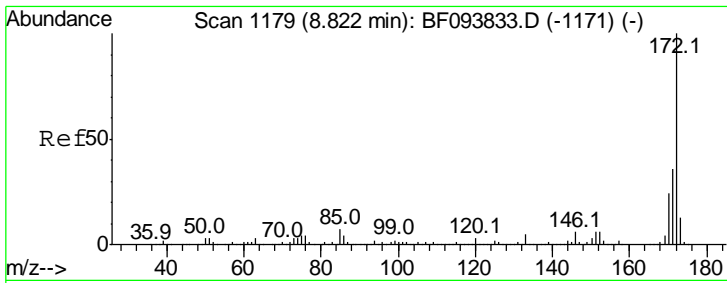


#41  
 2,4,6-Tribromophenol  
 Concen: 84.26 ng  
 RT: 10.55 min Scan# 1472  
 Delta R.T. -0.03 min  
 Lab File: BF094048.D  
 Acq: 30 Mar 2017 6:46

Tgt Ion	Resp	Lower	Upper
330	100		
332	96.1	76.6	115.0
141	40.3	31.4	47.2





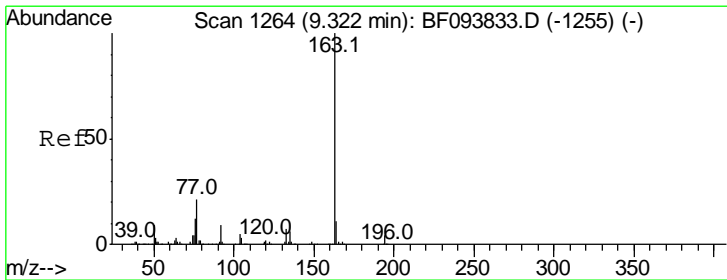
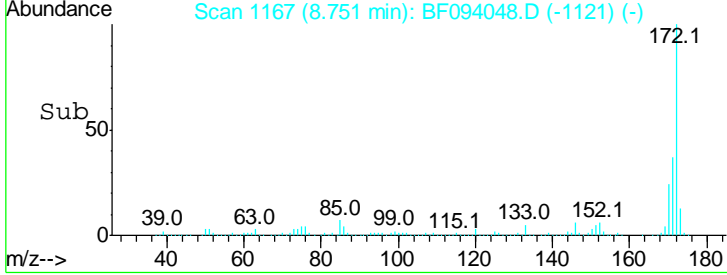
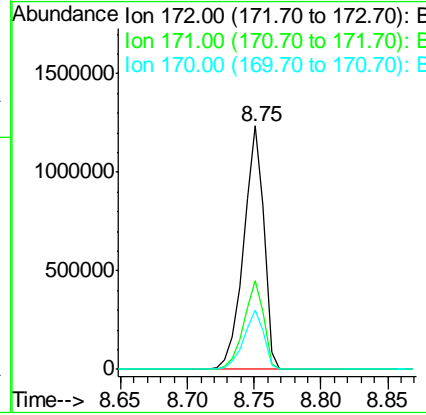
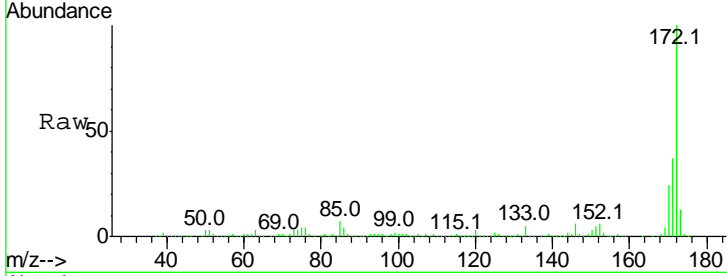


#44  
 2-Fluorobiphenyl  
 Concen: 68.56 ng  
 RT: 8.75 min Scan# 1167  
 Delta R.T. -0.03 min  
 Lab File: BF094048.D  
 Acq: 30 Mar 2017 6:46

Instrument :  
 BNA\_F  
 ClientSampled :  
 E2-AA9-SSW

Tgt Ion:172 Resp: 1296772

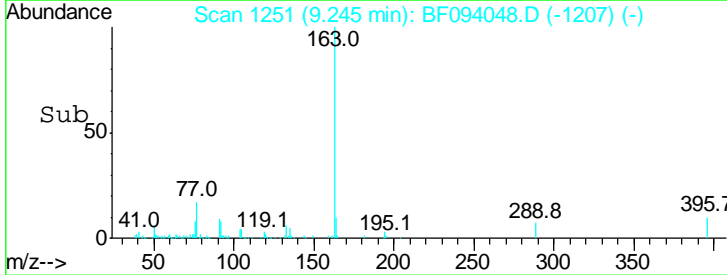
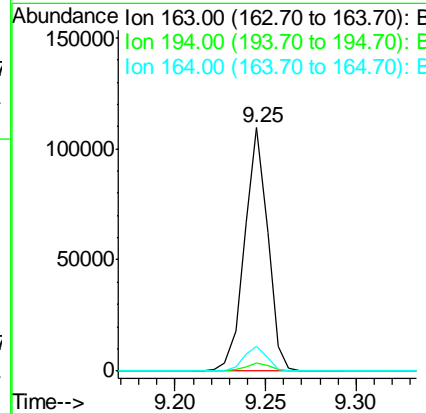
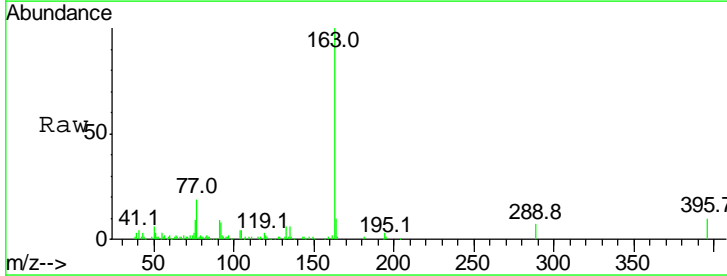
Ion	Ratio	Lower	Upper
172	100		
171	36.7	29.6	44.4
170	24.2	19.8	29.8

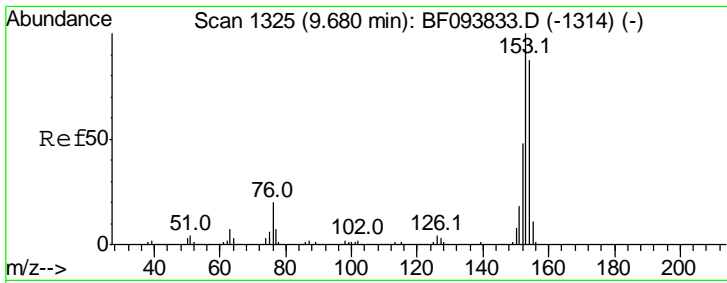


#49  
 Dimethylphthalate  
 Concen: 4.74 ng  
 RT: 9.25 min Scan# 1251  
 Delta R.T. -0.04 min  
 Lab File: BF094048.D  
 Acq: 30 Mar 2017 6:46

Tgt Ion:163 Resp: 97148

Ion	Ratio	Lower	Upper
163	100		
194	3.3	2.6	4.0
164	10.2	8.4	12.6



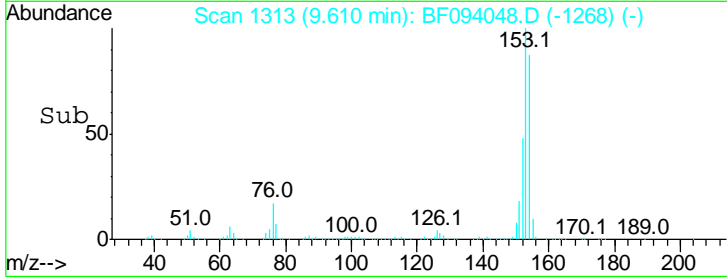
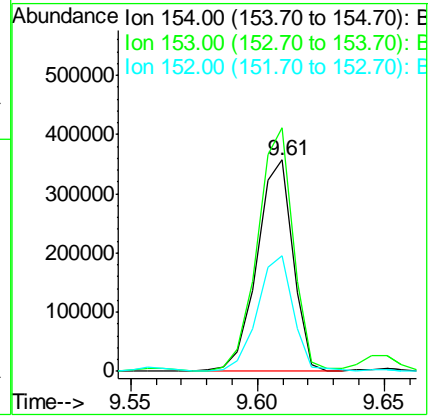
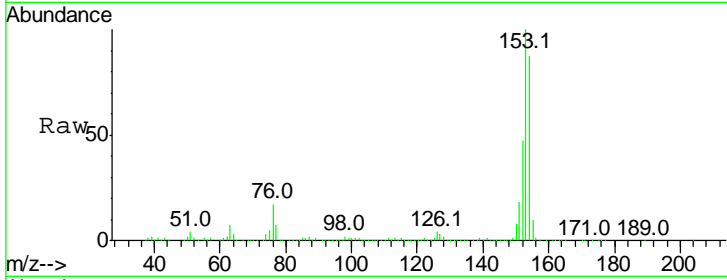


#51  
 Acenaphthene  
 Concen: 19.95 ng  
 RT: 9.61 min Scan# 1313  
 Delta R.T. -0.04 min  
 Lab File: BF094048.D  
 Acq: 30 Mar 2017 6:46

**Instrument :**  
 BNA\_F  
**ClientSampled :**  
 E2-AA9-SSW

Tgt Ion:154 Resp: 352442

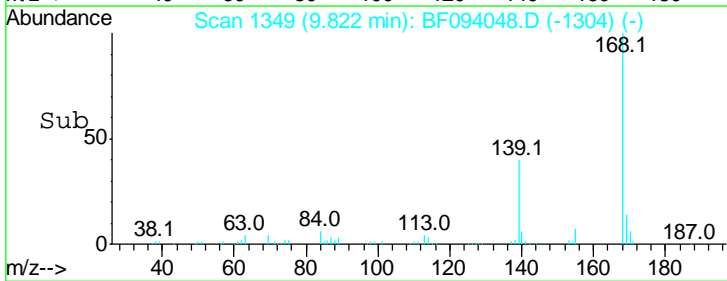
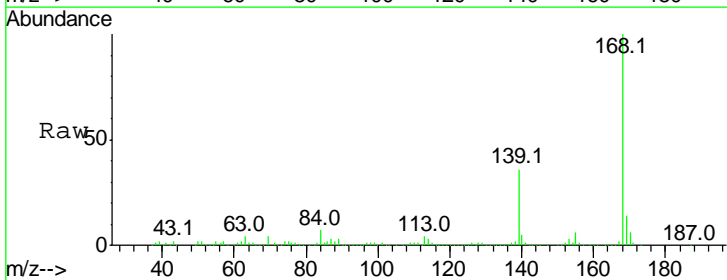
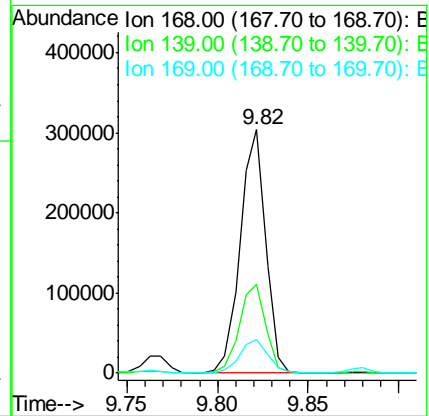
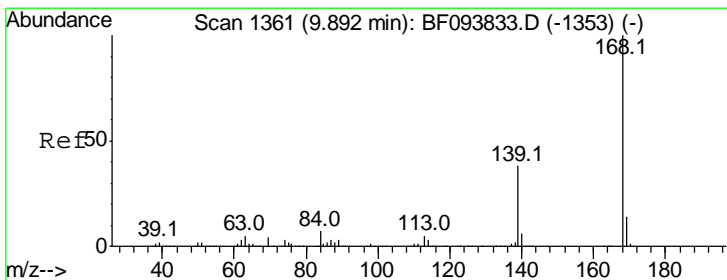
Ion	Ratio	Lower	Upper
154	100		
153	115.2	90.5	135.7
152	54.7	43.6	65.4

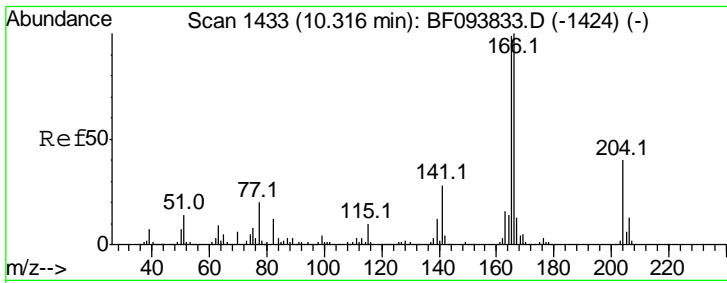


#54  
 Dibenzofuran  
 Concen: 12.35 ng  
 RT: 9.82 min Scan# 1349  
 Delta R.T. -0.04 min  
 Lab File: BF094048.D  
 Acq: 30 Mar 2017 6:46

Tgt Ion:168 Resp: 296999

Ion	Ratio	Lower	Upper
168	100		
139	36.5	30.6	45.8
169	13.8	10.8	16.2

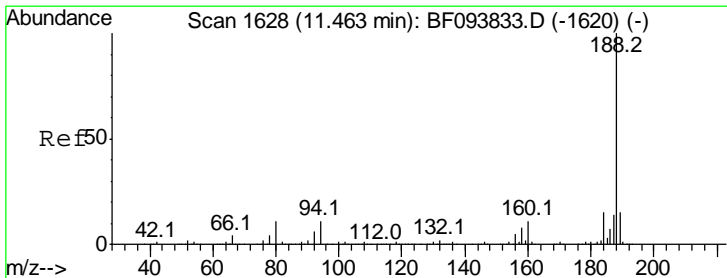
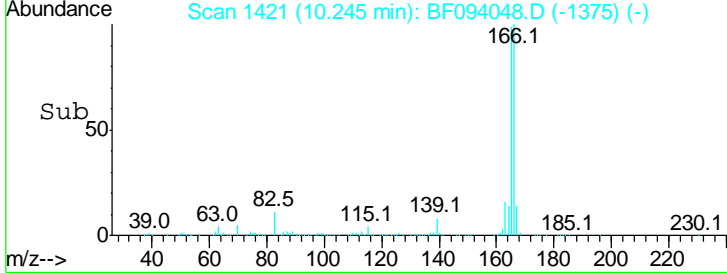
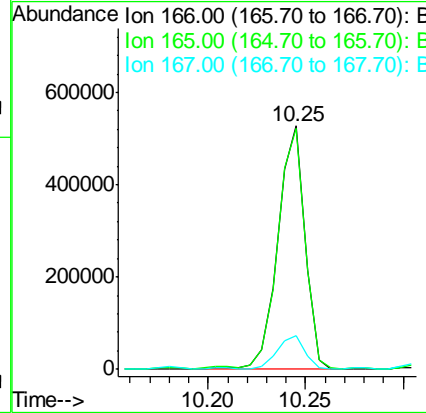
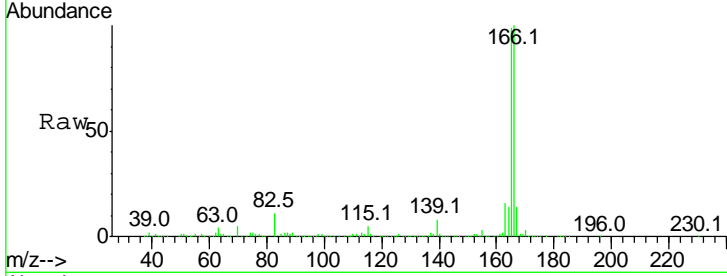




#57  
 Fluorene  
 Concen: 25.31 ng  
 RT: 10.25 min Scan# 1421  
 Delta R.T. -0.03 min  
 Lab File: BF094048.D  
 Acq: 30 Mar 2017 6:46

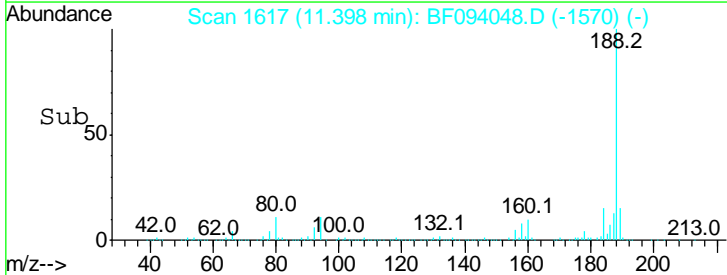
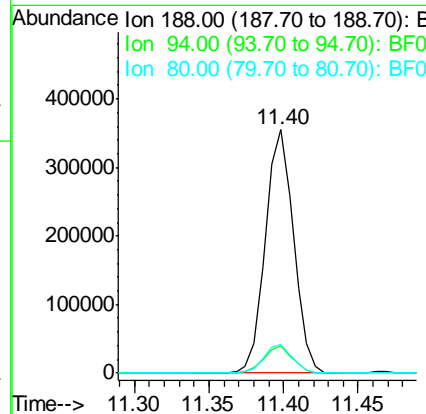
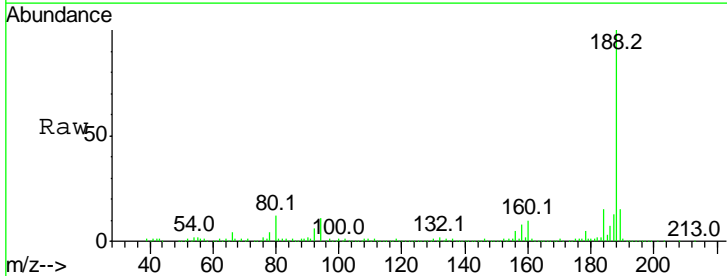
**Instrument :**  
 BNA\_F  
**ClientSampled :**  
 E2-AA9-SSW

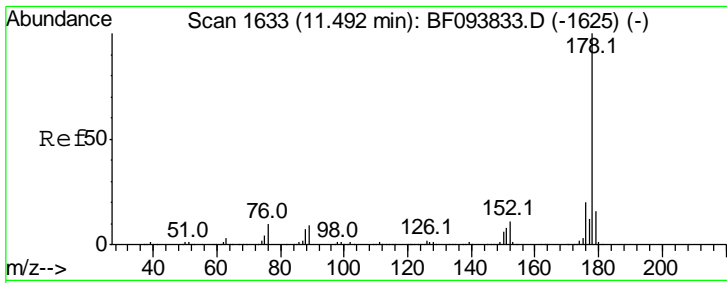
Tgt Ion	Resp	Lower	Upper
166	100		
165	98.9	78.8	118.2
167	13.8	10.6	16.0



#63  
 Phenanthrene-d10  
 Concen: 20.00 ng  
 RT: 11.40 min Scan# 1617  
 Delta R.T. -0.02 min  
 Lab File: BF094048.D  
 Acq: 30 Mar 2017 6:46

Tgt Ion	Resp	Lower	Upper
188	100		
94	11.1	9.4	14.2
80	11.6	10.2	15.2



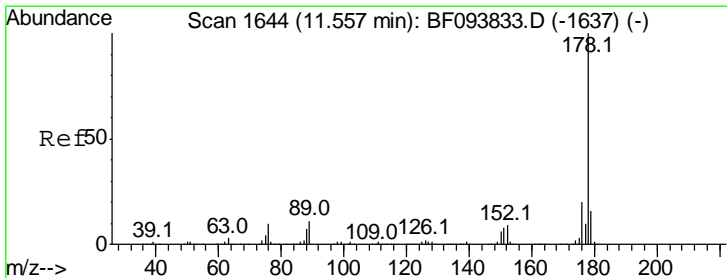
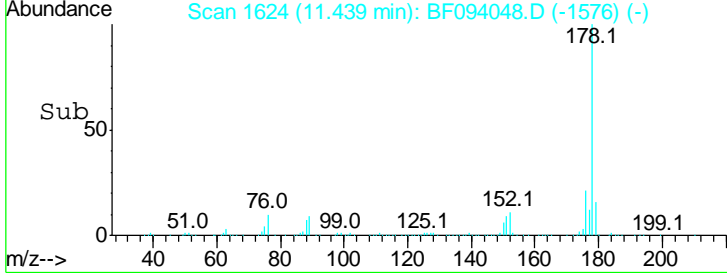
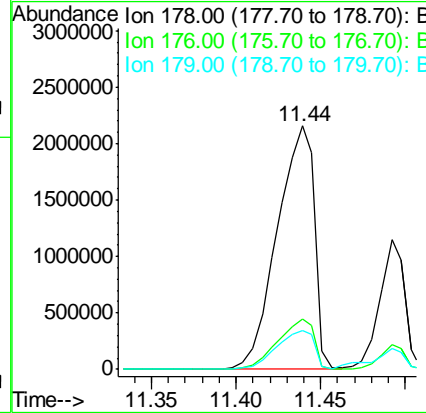
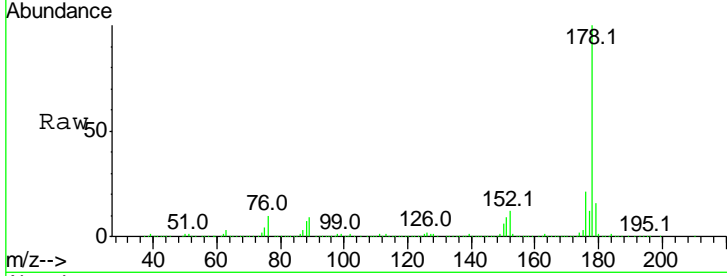


#70  
 Phenanthrene  
 Concen: 128.53 ng  
 RT: 11.44 min Scan# 1624  
 Delta R.T. -0.02 min  
 Lab File: BF094048.D  
 Acq: 30 Mar 2017 6:46

Instrument :  
 BNA\_F  
 ClientSampleId :  
 E2-AA9-SSW

Tgt Ion:178 Resp: 3306364

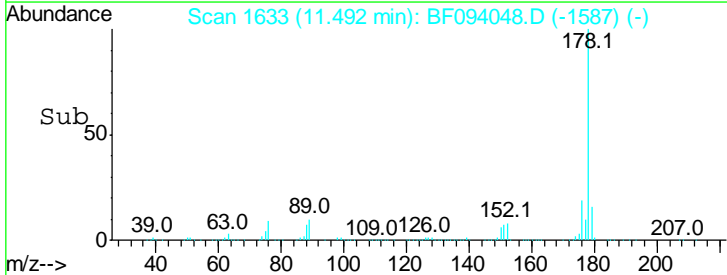
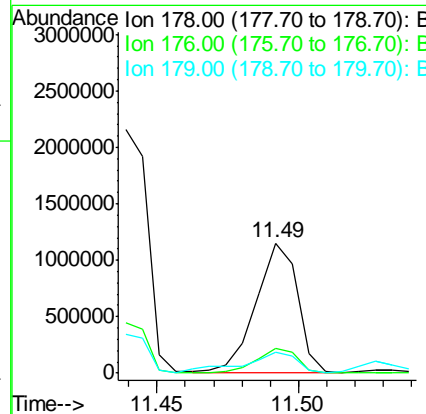
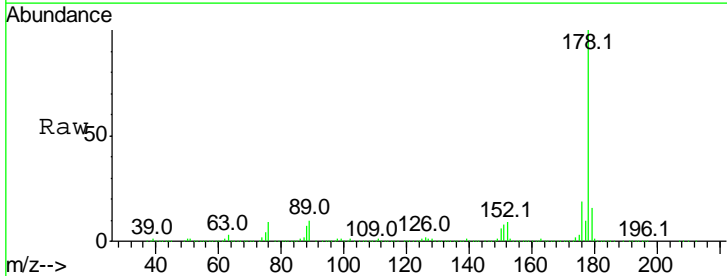
Ion	Ratio	Lower	Upper
178	100		
176	20.7	16.2	24.4
179	16.2	12.6	19.0

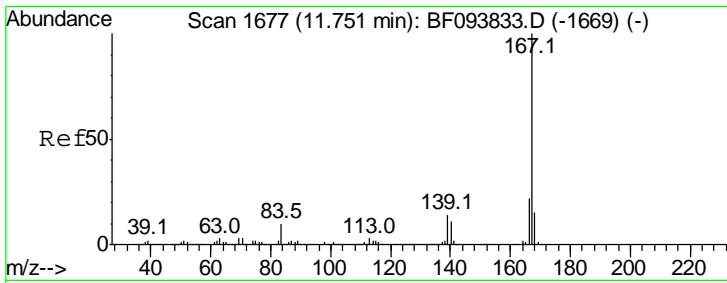


#71  
 Anthracene  
 Concen: 44.24 ng  
 RT: 11.49 min Scan# 1633  
 Delta R.T. -0.03 min  
 Lab File: BF094048.D  
 Acq: 30 Mar 2017 6:46

Tgt Ion:178 Resp: 1171790

Ion	Ratio	Lower	Upper
178	100		
176	18.8	15.8	23.8
179	16.1	12.7	19.1

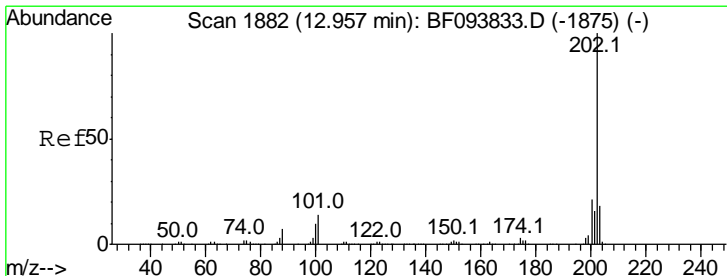
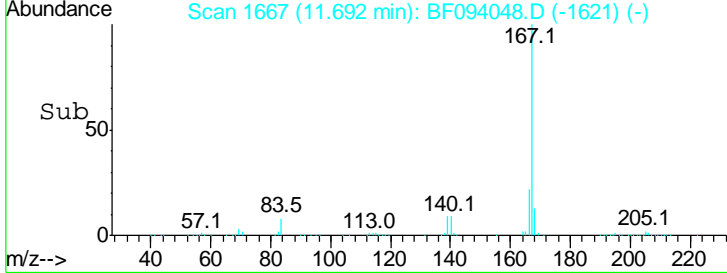
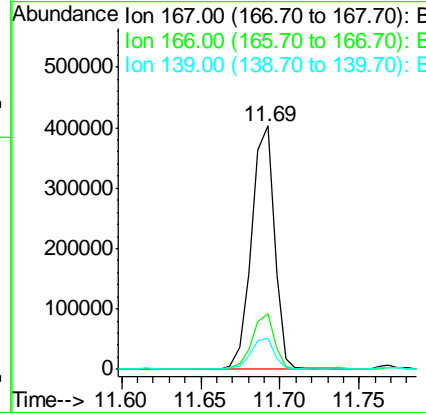
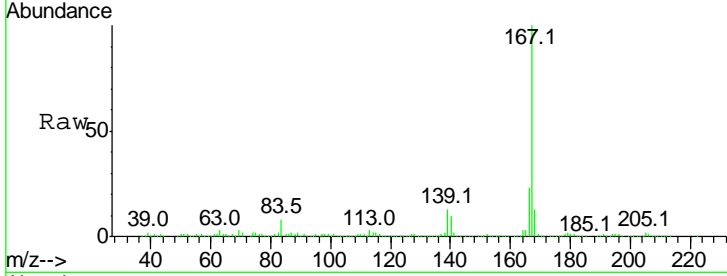




#72  
 Carbazole  
 Concen: 14.84 ng  
 RT: 11.69 min Scan# 1667  
 Delta R.T. -0.03 min  
 Lab File: BF094048.D  
 Acq: 30 Mar 2017 6:46

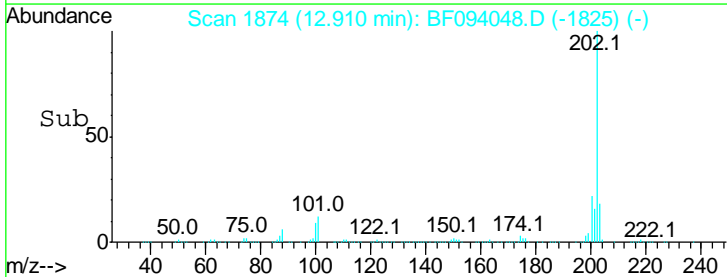
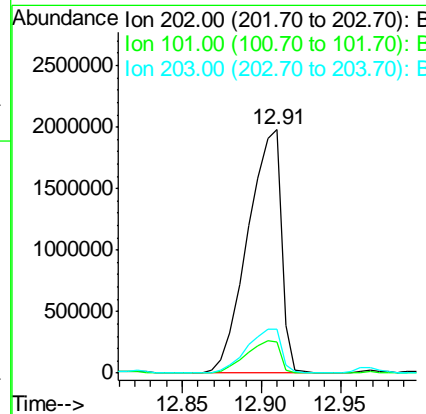
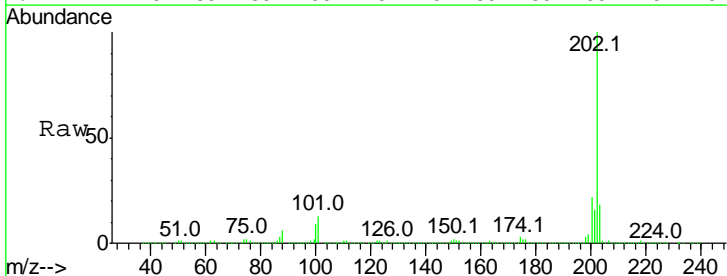
Instrument :  
 BNA\_F  
 ClientSampled :  
 E2-AA9-SSW

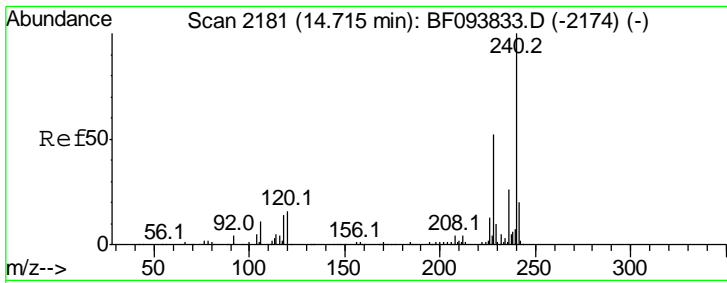
Tgt Ion	Resp	Lower	Upper
167	100		
166	22.6	18.1	27.1
139	13.0	11.7	17.5



#74  
 Fluoranthene  
 Concen: 110.74 ng  
 RT: 12.91 min Scan# 1874  
 Delta R.T. -0.01 min  
 Lab File: BF094048.D  
 Acq: 30 Mar 2017 6:46

Tgt Ion	Resp	Lower	Upper
202	100		
101	12.6	0.0	33.2
203	17.8	0.0	38.1

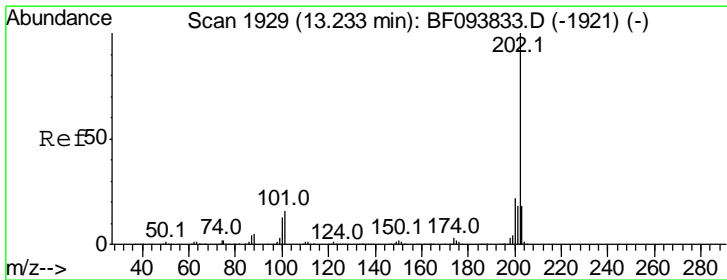
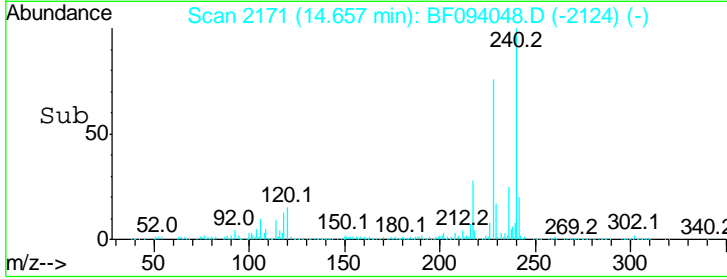
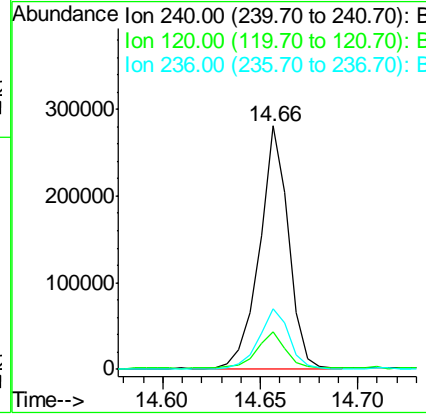
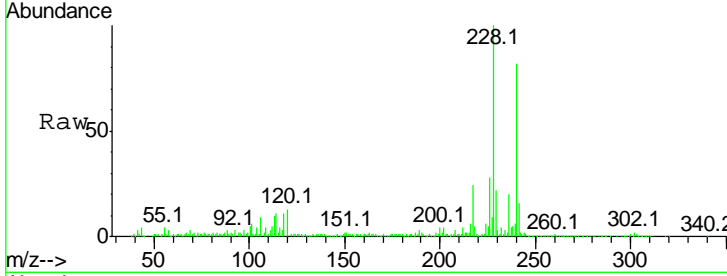




#75  
 Chrysene-d12  
 Concen: 20.00 ng  
 RT: 14.66 min Scan# 2171  
 Delta R.T. -0.02 min  
 Lab File: BF094048.D  
 Acq: 30 Mar 2017 6:46

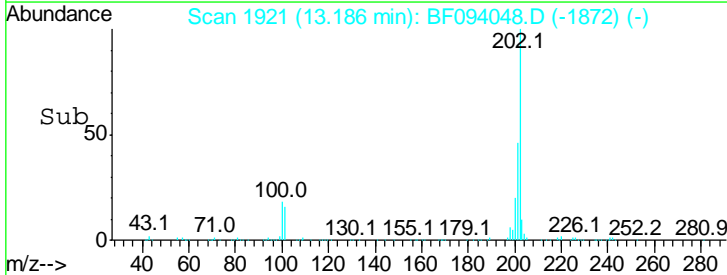
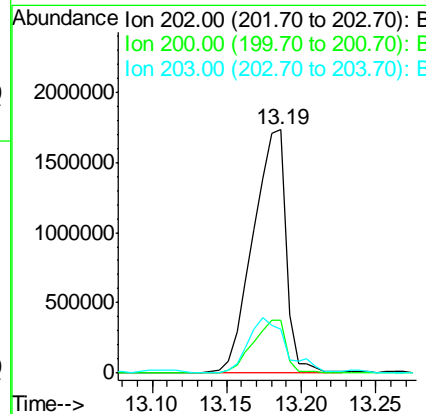
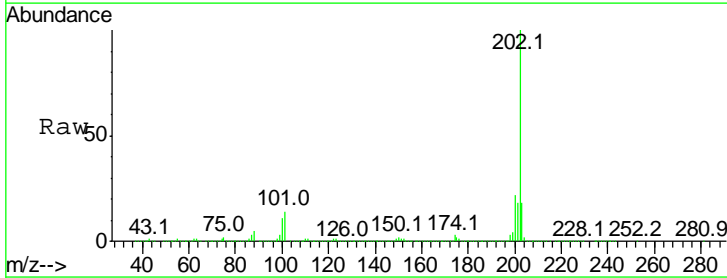
**Instrument :**  
 BNA\_F  
**ClientSampled :**  
 E2-AA9-SSW

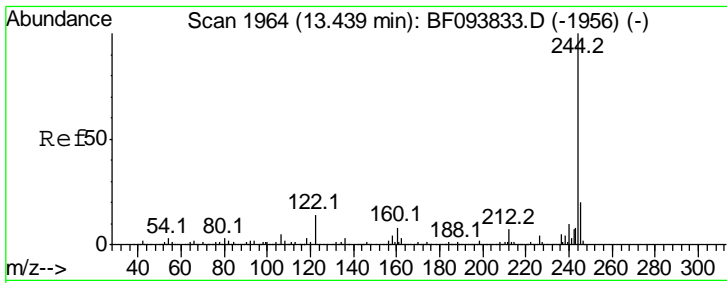
Tgt Ion	Resp	Lower	Upper
240	100		
120	15.4	5.8	8.8#
236	24.8	20.5	30.7



#77  
 Pyrene  
 Concen: 127.20 ng  
 RT: 13.19 min Scan# 1921  
 Delta R.T. -0.01 min  
 Lab File: BF094048.D  
 Acq: 30 Mar 2017 6:46

Tgt Ion	Resp	Lower	Upper
202	100		
200	21.6	17.6	26.4
203	17.9	14.4	21.6

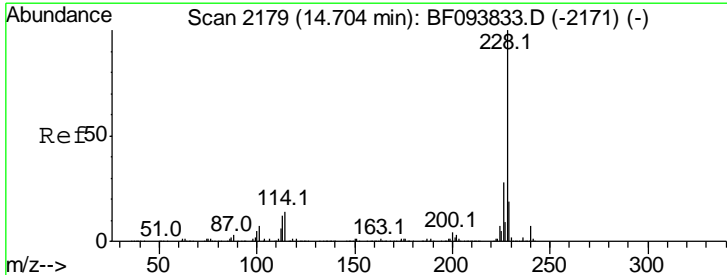
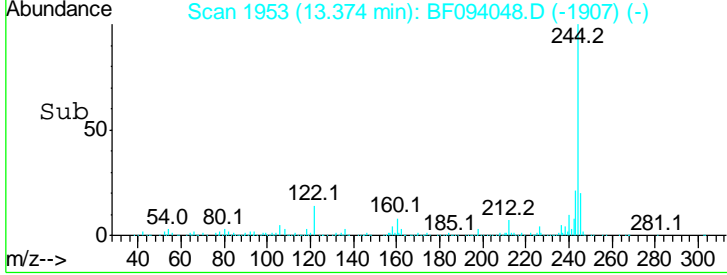
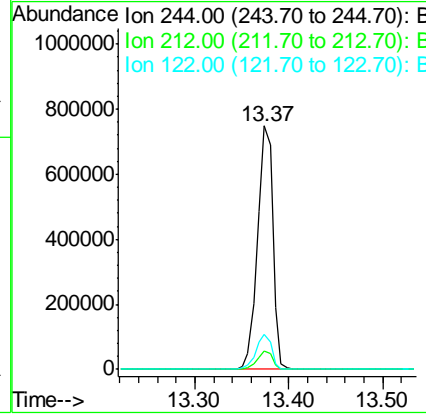
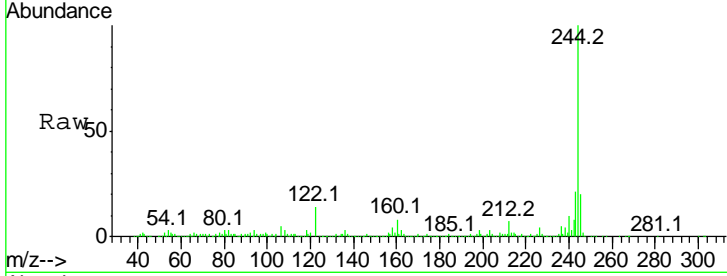




#78  
 Terphenyl-d14  
 Concen: 66.76 ng  
 RT: 13.37 min Scan# 1953  
 Delta R.T. -0.03 min  
 Lab File: BF094048.D  
 Acq: 30 Mar 2017 6:46

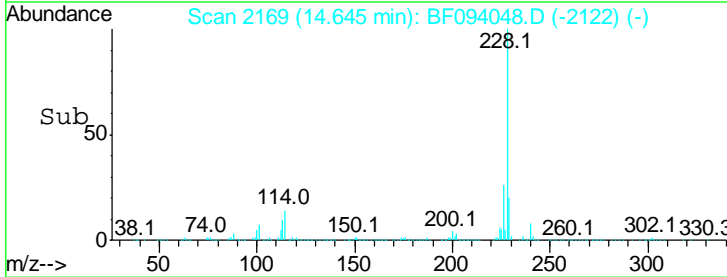
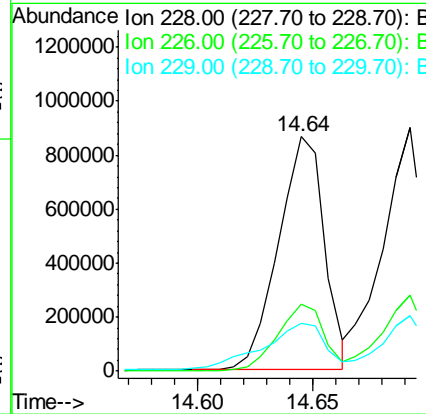
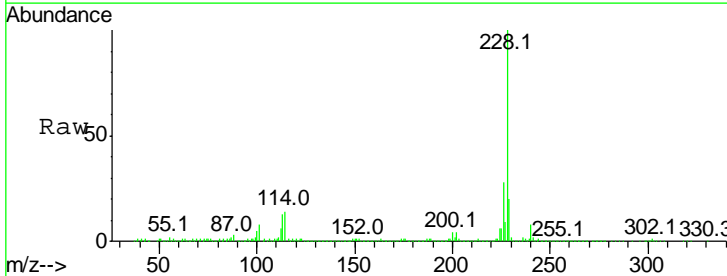
**Instrument :**  
 BNA\_F  
**ClientSampled :**  
 E2-AA9-SSW

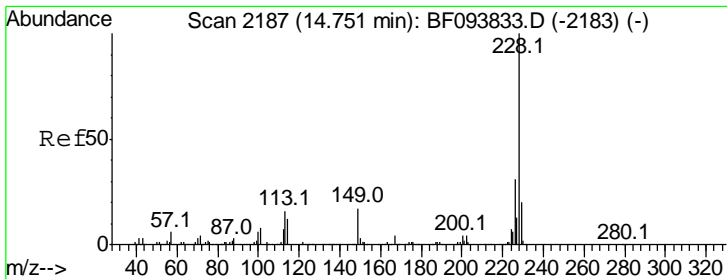
Tgt Ion	Resp	Lower	Upper
244	100		
212	7.4	6.0	9.0
122	14.5	10.3	15.5



#80  
 Benzo(a)anthracene  
 Concen: 71.84 ng  
 RT: 14.64 min Scan# 2169  
 Delta R.T. -0.02 min  
 Lab File: BF094048.D  
 Acq: 30 Mar 2017 6:46

Tgt Ion	Resp	Lower	Upper
228	100		
226	28.4	22.6	33.8
229	20.5	16.3	24.5



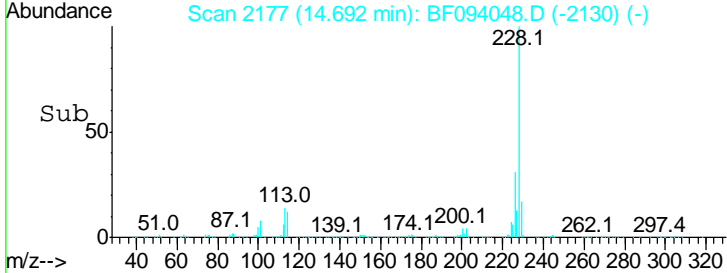
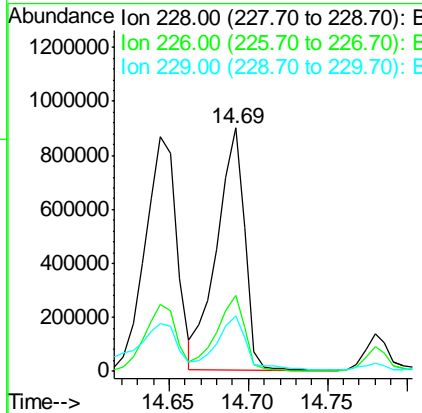
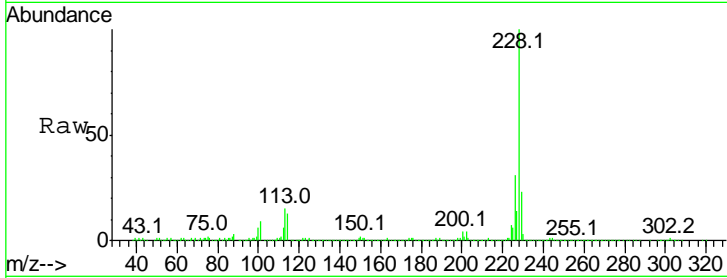


#82  
 Chrysene  
 Concen: 71.10 ng  
 RT: 14.69 min Scan# 2177  
 Delta R.T. -0.02 min  
 Lab File: BF094048.D  
 Acq: 30 Mar 2017 6:46

Instrument :  
 BNA\_F  
 ClientSampleId :  
 E2-AA9-SSW

Tgt Ion: 228 Resp: 1097749

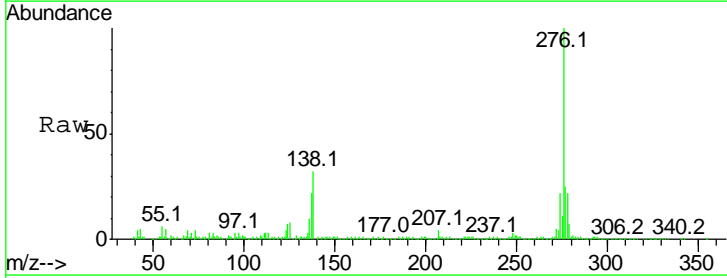
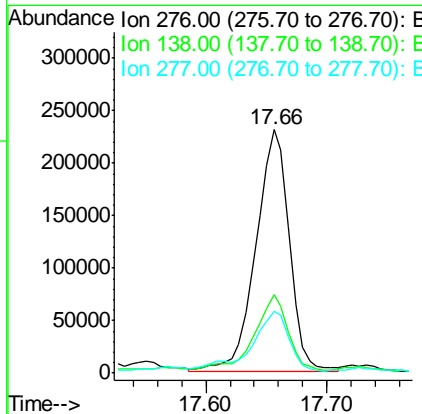
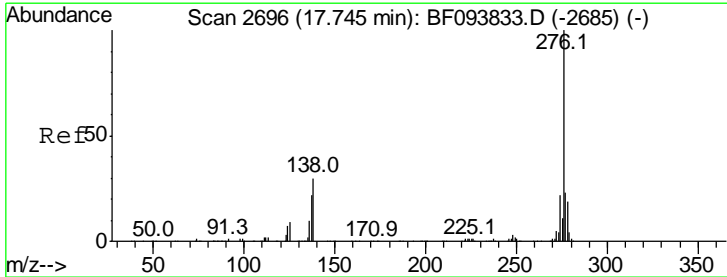
Ion	Ratio	Lower	Upper
228	100		
226	31.2	24.9	37.3
229	23.0	15.8	23.6



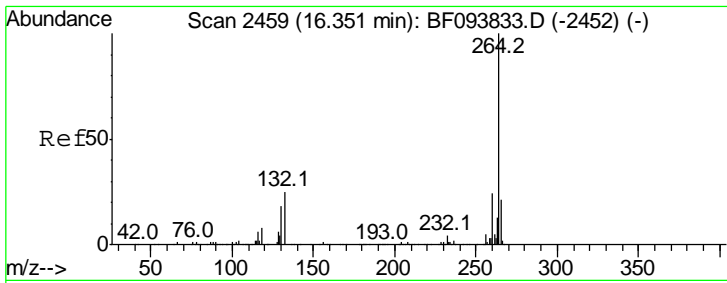
#85  
 Indeno(1,2,3-cd)pyrene  
 Concen: 33.18 ng  
 RT: 17.66 min Scan# 2681  
 Delta R.T. -0.03 min  
 Lab File: BF094048.D  
 Acq: 30 Mar 2017 6:46

Tgt Ion: 276 Resp: 443670

Ion	Ratio	Lower	Upper
276	100		
138	32.2	27.8	41.6
277	28.5	20.2	30.4



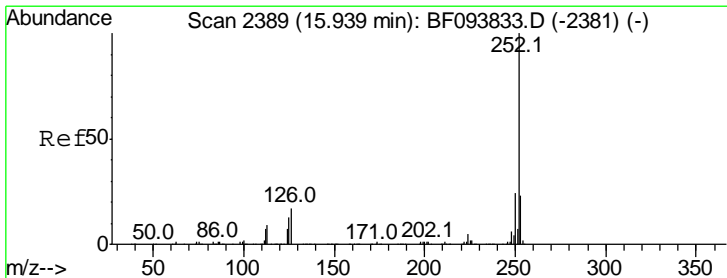
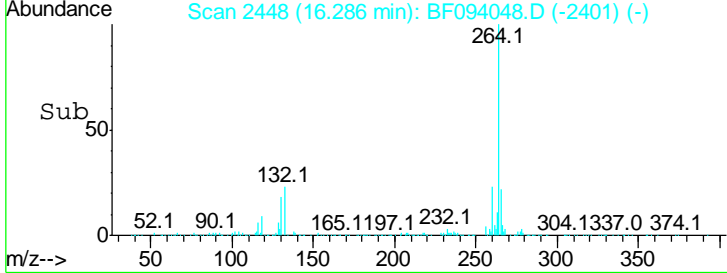
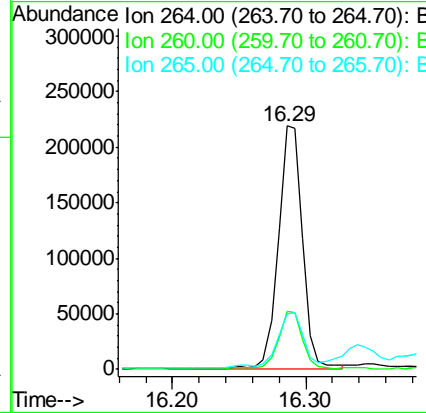
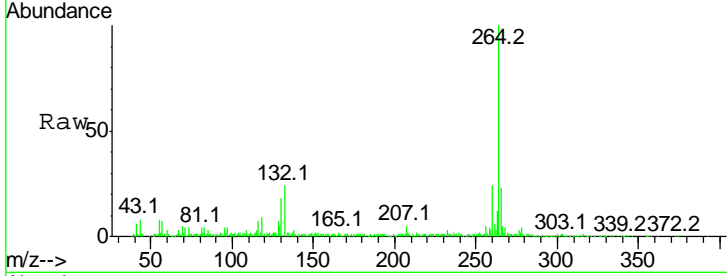




#86  
 Perylene-d12  
 Concen: 20.00 ng  
 RT: 16.29 min Scan# 2448  
 Delta R.T. -0.02 min  
 Lab File: BF094048.D  
 Acq: 30 Mar 2017 6:46

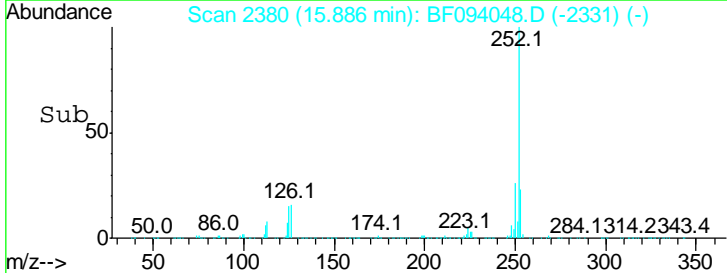
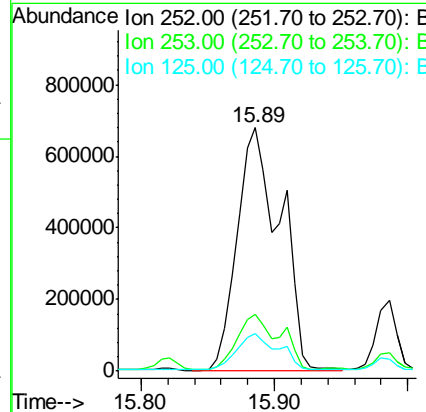
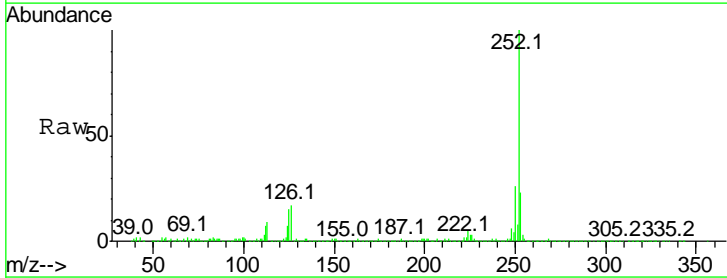
**Instrument :**  
 BNA\_F  
**ClientSampled :**  
 E2-AA9-SSW

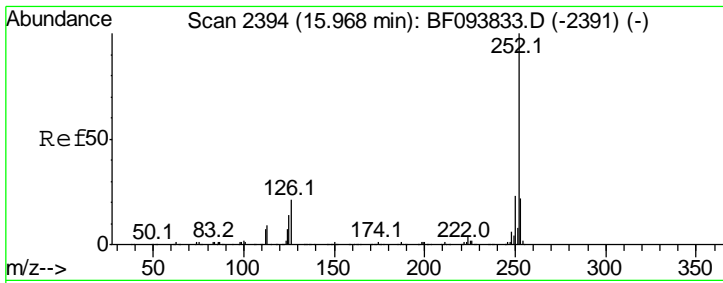
Tgt Ion	Resp	Lower	Upper
264	100		
260	23.7	19.5	29.3
265	22.6	17.2	25.8



#87  
 Benzo(b)fluoranthene  
 Concen: 90.00 ng  
 RT: 15.89 min Scan# 2380  
 Delta R.T. -0.01 min  
 Lab File: BF094048.D  
 Acq: 30 Mar 2017 6:46

Tgt Ion	Resp	Lower	Upper
252	100		
253	23.2	18.1	27.1
125	15.2	9.8	14.8#



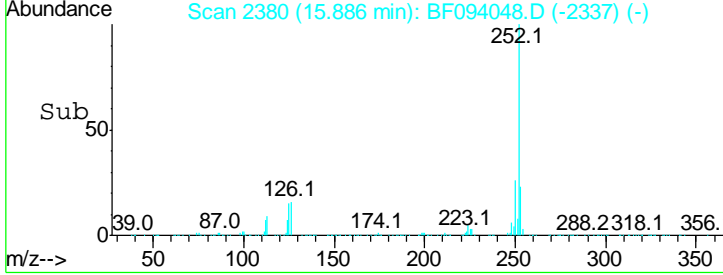
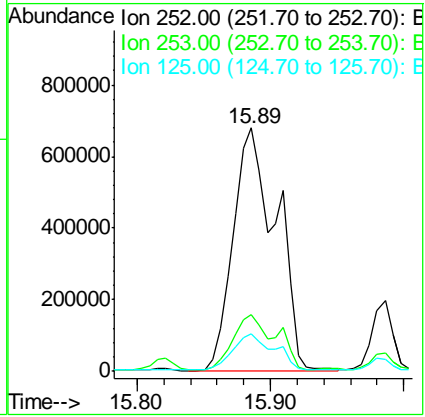
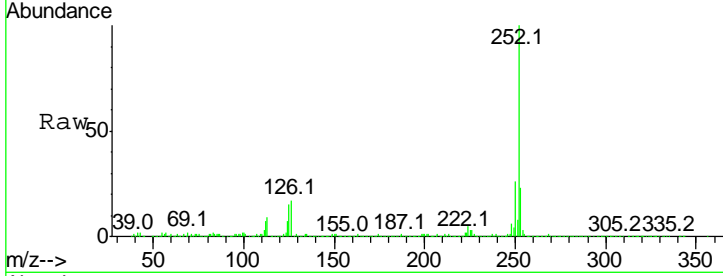


#88  
 Benzo(k)fluoranthene  
 Concen: 91.99 ng  
 RT: 15.89 min Scan# 2380  
 Delta R.T. -0.05 min  
 Lab File: BF094048.D  
 Acq: 30 Mar 2017 6:46

Instrument :  
 BNA\_F  
 ClientSampleId :  
 E2-AA9-SSW

Tgt Ion: 252 Resp: 1524664

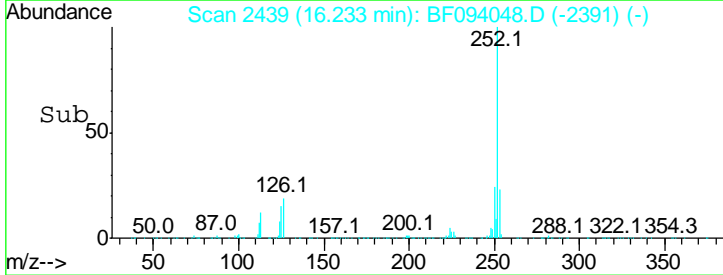
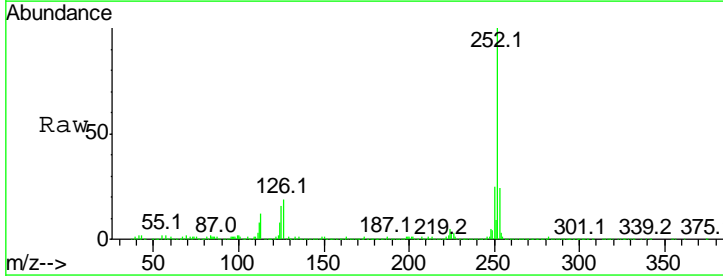
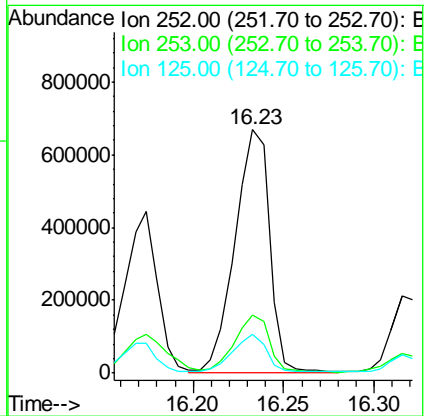
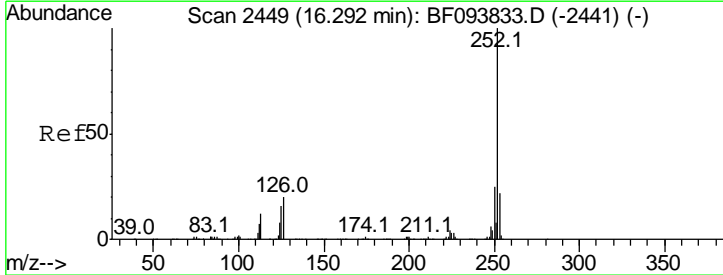
Ion	Ratio	Lower	Upper
252	100		
253	23.2	18.4	27.6
125	15.2	13.1	19.7

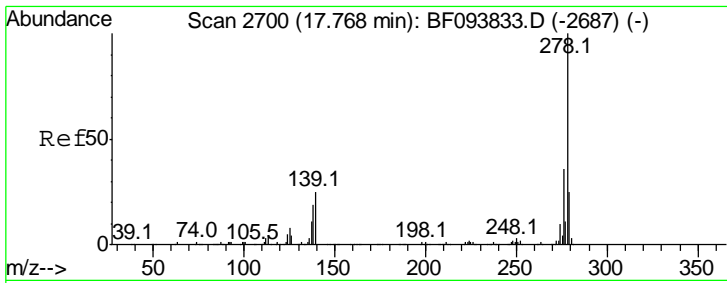


#89  
 Benzo(a)pyrene  
 Concen: 56.72 ng  
 RT: 16.23 min Scan# 2439  
 Delta R.T. -0.02 min  
 Lab File: BF094048.D  
 Acq: 30 Mar 2017 6:46

Tgt Ion: 252 Resp: 884873

Ion	Ratio	Lower	Upper
252	100		
253	23.7	17.5	26.3
125	15.8	11.0	16.4

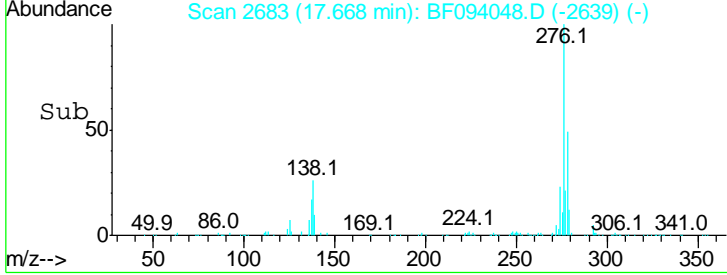
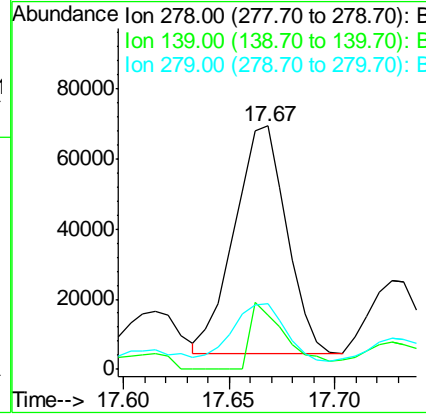
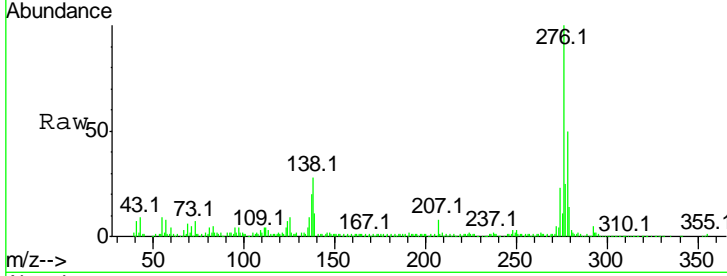




#90  
 Dibenzo(a,h)anthracene  
 Concen: 8.37 ng  
 RT: 17.67 min Scan# 2683  
 Delta R.T. -0.04 min  
 Lab File: BF094048.D  
 Acq: 30 Mar 2017 6:46

Instrument : BNA\_F  
 ClientSampled : E2-AA9-SSW

Tgt Ion	Resp	Lower	Upper
278	110639		
139	22.5	16.6	24.8
279	27.0	19.3	28.9



#91  
 Benzo(g,h,i)perylene  
 Concen: 29.31 ng  
 RT: 18.06 min Scan# 2749  
 Delta R.T. -0.04 min  
 Lab File: BF094048.D  
 Acq: 30 Mar 2017 6:46

Tgt Ion	Resp	Lower	Upper
276	390214		
277	23.9	18.6	28.0
138	31.5	25.4	38.0

