

Data Path : Z:\HPCHEM1\BNA_F\DATA\BF033017\
 Data File : BF094080.D
 Acq On : 31 Mar 2017 1:28
 Operator : SJ/MA
 Sample : I2416-04MSD
 Misc :
 ALS Vial : 19 Sample Multiplier: 1

Instrument :
 BNA_F
 ClientSampleId :
 TP-2(10-10.5)MSD

Quant Time: Mar 31 03:59:58 2017
 Quant Method : Z:\HPCHEM1\BNA_F\METHODS\8270-BF032217.M
 Quant Title : ASP BNA STANDARDS FOR 5 POINT CALIBRATION
 QLast Update : Mon Mar 27 16:10:49 2017
 Response via : Initial Calibration

Internal Standards	R.T.	QIon	Response	Conc	Units	Dev(Min)
1) 1,4-Dichlorobenzene-d4	5.91	152	197719	20.00	ng	-0.04
21) Naphthalene-d8	7.42	136	811046	20.00	ng	-0.04
38) Acenaphthene-d10	9.56	164	369514	20.00	ng	-0.04
63) Phenanthrene-d10	11.39	188	619545	20.00	ng	-0.04
75) Chrysene-d12	14.64	240	419222	20.00	ng	-0.04
86) Perylene-d12	16.26	264	316147	20.00	ng	-0.05

System Monitoring Compounds

5) 2-Fluorophenol	4.46	112	1581590	135.11	ng	-0.01
7) Phenol-d6	5.53	99	2040056	140.87	ng	-0.02
23) Nitrobenzene-d5	6.57	82	1330296	93.61	ng	-0.04
41) 2,4,6-Tribromophenol	10.55	330	421139	144.23	ng	-0.03
44) 2-Fluorobiphenyl	8.75	172	2130088	87.92	ng	-0.04
78) Terphenyl-d14	13.36	244	1655638	88.52	ng	-0.04

Target Compounds

Target Compounds	R.T.	QIon	Response	Conc	Units	Qvalue
2) 1,4-Dioxane	2.33	88	229505	40.81	ng	96
3) Pyridine	2.82	79	267928	17.48	ng	97
4) n-Nitrosodimethylamine	2.78	42	298712	47.36	ng	91
6) Aniline	5.54	93	455792	22.63	ng	# 1
8) 2-Chlorophenol	5.68	128	644883	50.12	ng	98
9) Benzaldehyde	5.40	77	160645	16.43	ng	99
10) Phenol	5.55	94	757464	45.96	ng	98
11) bis(2-Chloroethyl)ether	5.62	93	630921	48.99	ng	99
12) 1,3-Dichlorobenzene	5.85	146	695895	48.22	ng	99
13) 1,4-Dichlorobenzene	5.93	146	706047	48.30	ng	97
14) 1,2-Dichlorobenzene	6.11	146	647377	48.09	ng	96
15) Benzyl Alcohol	6.09	79	531034	50.10	ng	99
16) 2,2'-oxybis(1-Chloropropan	6.25	45	854544	43.06	ng	94
17) 2-Methylphenol	6.23	107	552109	50.10	ng	93
18) Hexachloroethane	6.50	117	250751	48.80	ng	88
19) n-Nitroso-di-n-propylamine	6.40	70	466116	50.08	ng	98
20) 3+4-Methylphenols	6.41	107	701994	52.60	ng	# 64
22) Acetophenone	6.39	105	946116	52.34	ng	# 86
24) Nitrobenzene	6.59	77	682178	48.67	ng	96
25) Isophorone	6.87	82	1257150	50.34	ng	95
26) 2-Nitrophenol	6.96	139	374376	56.01	ng	97
27) 2,4-Dimethylphenol	7.03	122	613434	53.26	ng	98
28) bis(2-Chloroethoxy)methane	7.13	93	815015	49.49	ng	99
29) 2,4-Dichlorophenol	7.26	162	580867	53.94	ng	99
30) 1,2,4-Trichlorobenzene	7.35	180	563757	50.83	ng	98
31) Naphthalene	7.45	128	1879317	48.19	ng	100
32) Benzoic acid	7.16	122	102801	13.41	ng	96
33) 4-Chloroaniline	7.51	127	317961	20.12	ng	# 94
34) Hexachlorobutadiene	7.60	225	282489	49.66	ng	97
35) Caprolactam	7.97	113	156436m	45.55	ng	
36) 4-Chloro-3-methylphenol	8.13	107	611735	54.36	ng	89
37) 2-Methylnaphthalene	8.29	142	1313482	50.53	ng	99
39) 1,2,4,5-Tetrachlorobenzene	8.50	216	482243	47.71	ng	99
40) Hexachlorocyclopentadiene	8.49	237	464228	98.14	ng	99

Data Path : Z:\HPCHEM1\BNA_F\DATA\BF033017\
 Data File : BF094080.D
 Acq On : 31 Mar 2017 1:28
 Operator : SJ/MA
 Sample : I2416-04MSD
 Misc :
 ALS Vial : 19 Sample Multiplier: 1

Instrument :
 BNA_F
 ClientSampleId :
 TP-2(10-10.5)MSD

Quant Time: Mar 31 03:59:58 2017
 Quant Method : Z:\HPCHEM1\BNA_F\METHODS\8270-BF032217.M
 Quant Title : ASP BNA STANDARDS FOR 5 POINT CALIBRATION
 QLast Update : Mon Mar 27 16:10:49 2017
 Response via : Initial Calibration

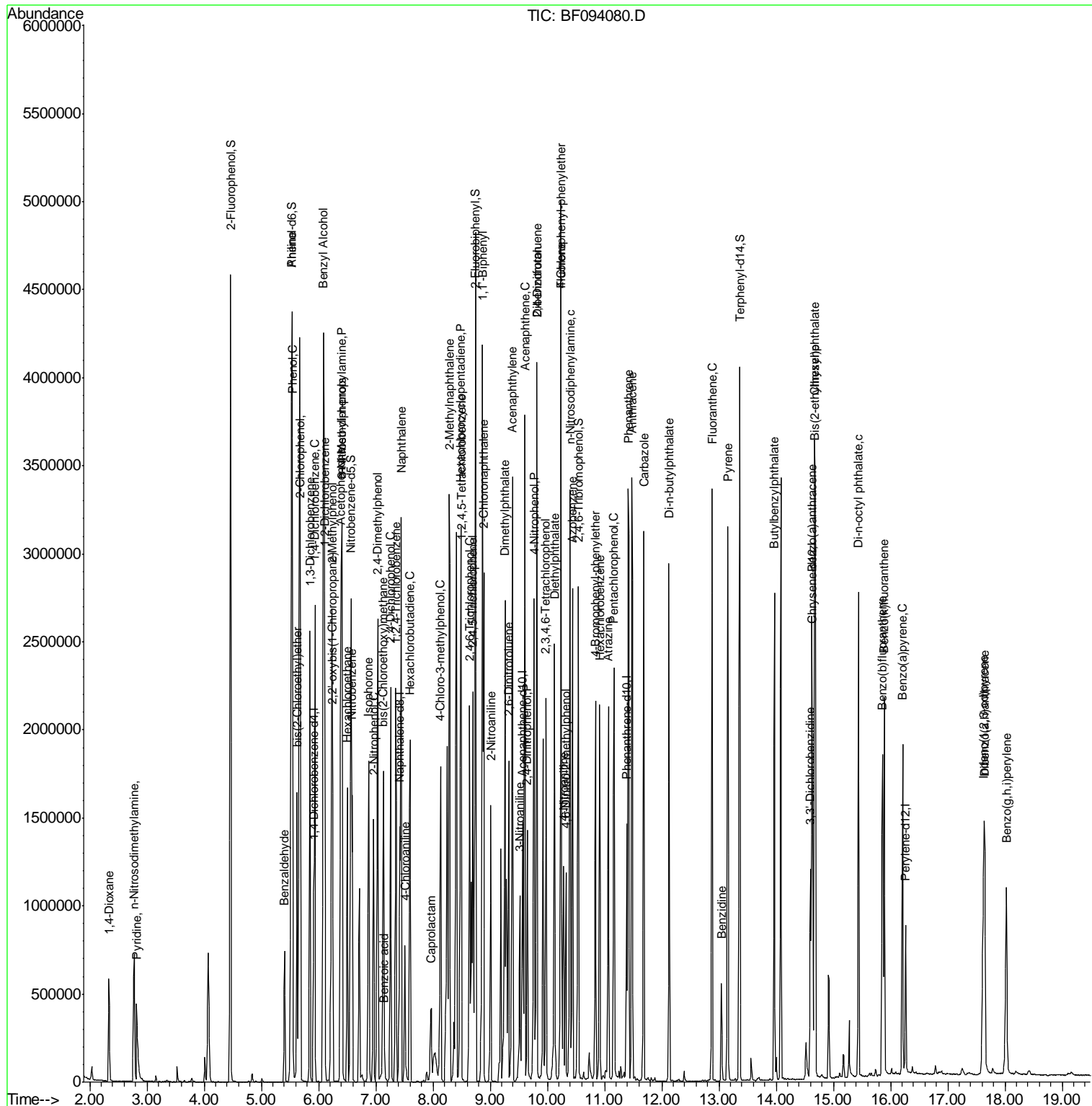
Internal Standards	R.T.	QIon	Response	Conc	Units	Dev(Min)
42) 2,4,6-Trichlorophenol	8.64	196	386698	54.07	ng	99
43) 2,4,5-Trichlorophenol	8.70	196	381658	49.32	ng	95
45) 1,1'-Biphenyl	8.86	154	1419633	47.63	ng	97
46) 2-Chloronaphthalene	8.89	162	1133233	48.57	ng	95
47) 2-Nitroaniline	9.01	65	345560	49.93	ng	86
48) Acenaphthylene	9.39	152	1760340	45.40	ng	99
49) Dimethylphthalate	9.26	163	1475883	56.19	ng	99
50) 2,6-Dinitrotoluene	9.32	165	306231	50.86	ng	94
51) Acenaphthene	9.60	154	1048413	46.34	ng	99
52) 3-Nitroaniline	9.52	138	216886	30.67	ng	89
53) 2,4-Dinitrophenol	9.65	184	226298	70.80	ng	# 75
54) Dibenzofuran	9.82	168	1486436	48.26	ng	99
55) 4-Nitrophenol	9.77	139	469260	84.75	ng	# 65
56) 2,4-Dinitrotoluene	9.82	165	360188	47.62	ng	# 66
57) Fluorene	10.24	166	1112466	43.56	ng	99
58) 2,3,4,6-Tetrachlorophenol	9.97	232	274292	51.66	ng	97
59) Diethylphthalate	10.12	149	1294822	49.88	ng	100
60) 4-Chlorophenyl-phenylether	10.25	204	477373	43.87	ng	91
61) 4-Nitroaniline	10.29	138	322548	47.54	ng	96
62) Azobenzene	10.44	77	1213323	49.41	ng	96
64) 4,6-Dinitro-2-methylphenol	10.32	198	194004	51.13	ng	# 68
65) n-Nitrosodiphenylamine	10.40	169	1071608	50.02	ng	97
66) 4-Bromophenyl-phenylether	10.85	248	310967	51.03	ng	96
67) Hexachlorobenzene	10.92	284	319776	51.84	ng	# 89
68) Atrazine	11.07	200	314273	48.97	ng	96
69) Pentachlorophenol	11.16	266	314285	81.86	ng	97
70) Phenanthrene	11.42	178	1605213	46.58	ng	99
71) Anthracene	11.48	178	1668068	47.01	ng	99
72) Carbazole	11.69	167	1573746	43.25	ng	98
73) Di-n-butylphthalate	12.13	149	1882501	49.75	ng	100
74) Fluoranthene	12.88	202	1594330	45.18	ng	99
76) Benzidine	13.04	184	239765	14.45	ng	# 92
77) Pyrene	13.16	202	1582745	52.02	ng	99
79) Butylbenzylphthalate	13.97	149	761557	58.75	ng	# 85
80) Benzo(a)anthracene	14.63	228	1178159	48.19	ng	99
81) 3,3'-Dichlorobenzidine	14.60	252	239492	27.41	ng	# 96
82) Chrysene	14.67	228	1013736	44.69	ng	100
83) Bis(2-ethylhexyl)phthalate	14.69	149	1016507	57.48	ng	# 100
84) Di-n-octyl phthalate	15.44	149	1585487	53.66	ng	97
85) Indeno(1,2,3-cd)pyrene	17.63	276	964226	49.08	ng	99
87) Benzo(b)fluoranthene	15.86	252	966434	49.87	ng	98
88) Benzo(k)fluoranthene	15.89	252	863536m	45.54	ng	
89) Benzo(a)pyrene	16.21	252	870966	48.81	ng	100
90) Dibenzo(a,h)anthracene	17.64	278	801489	53.03	ng	97
91) Benzo(g,h,i)perylene	18.03	276	814567	53.48	ng	97

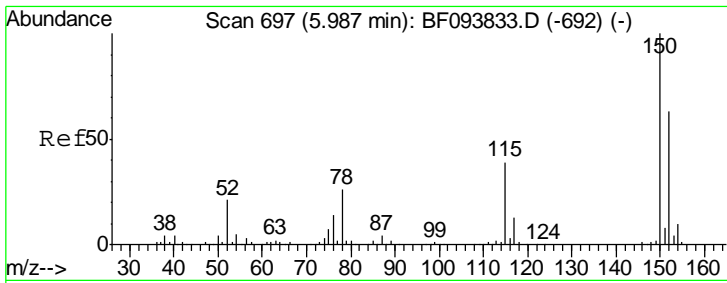
(#) = qualifier out of range (m) = manual integration (+) = signals summed

Data Path : Z:\HPCHEM1\BNA_F\DATA\BF033017\
 Data File : BF094080.D
 Acq On : 31 Mar 2017 1:28
 Operator : SJ/MA
 Sample : I2416-04MSD
 Misc :
 ALS Vial : 19 Sample Multiplier: 1

Instrument :
 BNA_F
 Client Sampled :
 TP-2(10-10.5)MSD

Quant Time: Mar 31 03:59:58 2017
 Quant Method : Z:\HPCHEM1\BNA_F\METHODS\8270-BF032217.M
 Quant Title : ASP BNA STANDARDS FOR 5 POINT CALIBRATION
 QLast Update : Mon Mar 27 16:10:49 2017
 Response via : Initial Calibration

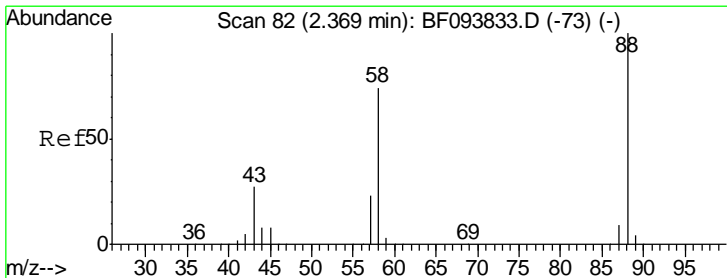
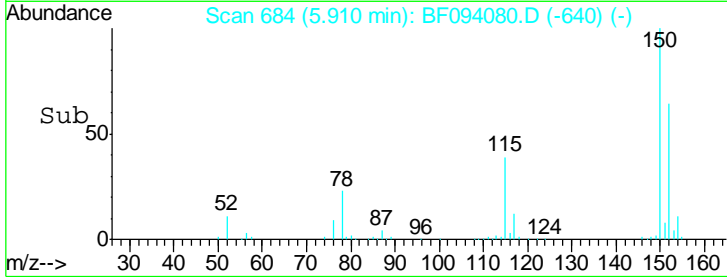
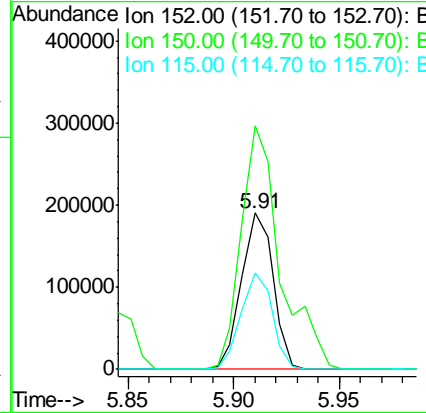
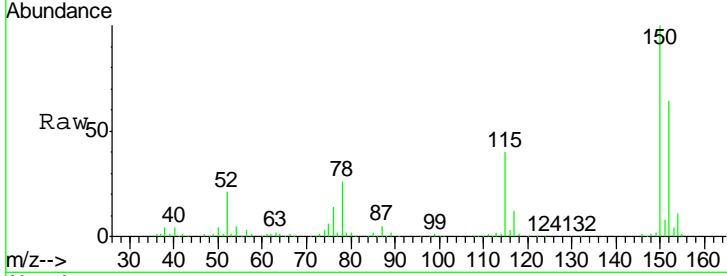




#1
 1,4-Dichlorobenzene-d4
 Concen: 20.00 ng
 RT: 5.91 min Scan# 684
 Delta R.T. -0.04 min
 Lab File: BF094080.D
 Acq: 31 Mar 2017 1:28

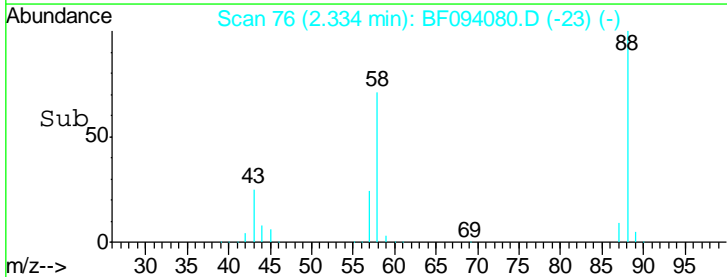
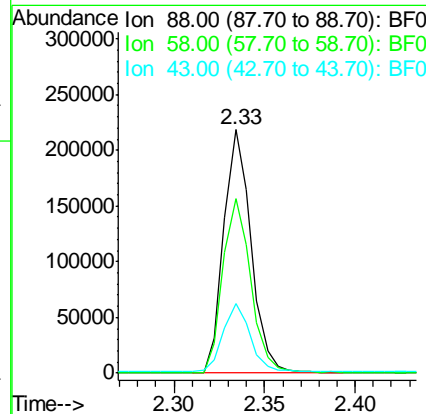
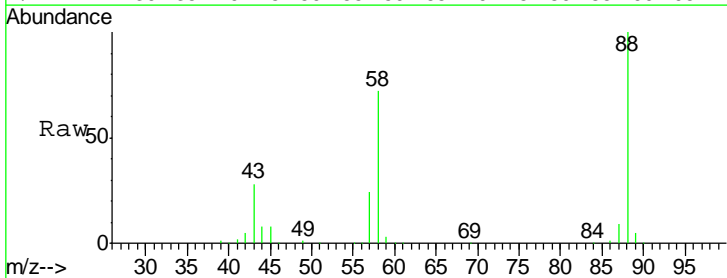
Instrument :
 BNA_F
ClientSampleId :
 TP-2(10-10.5)MSD

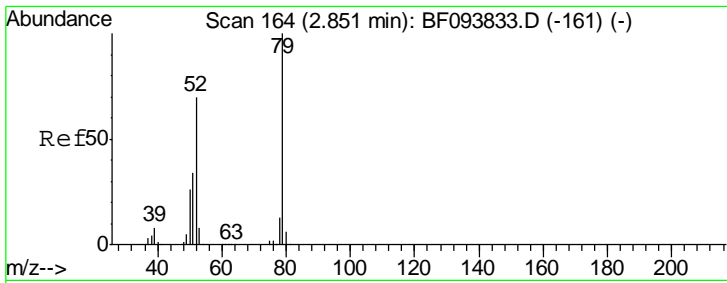
Tgt Ion	Resp	Lower	Upper
152	197719		
150	156.0	126.2	189.2
115	62.0	52.2	78.2



#2
 1,4-Dioxane
 Concen: 40.81 ng
 RT: 2.33 min Scan# 76
 Delta R.T. 0.01 min
 Lab File: BF094080.D
 Acq: 31 Mar 2017 1:28

Tgt Ion	Resp	Lower	Upper
88	229505		
58	72.9	61.4	92.0
43	27.5	23.4	35.0

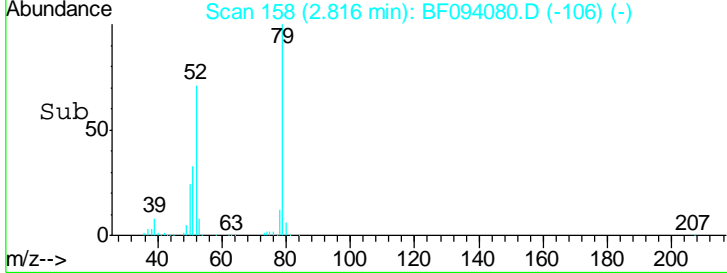
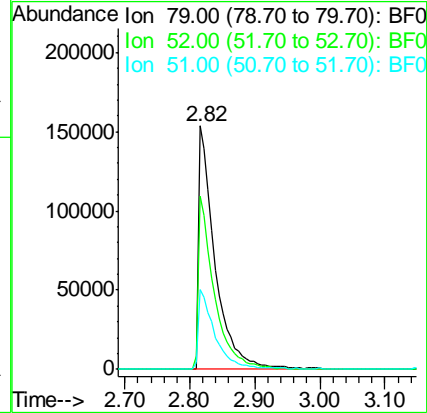
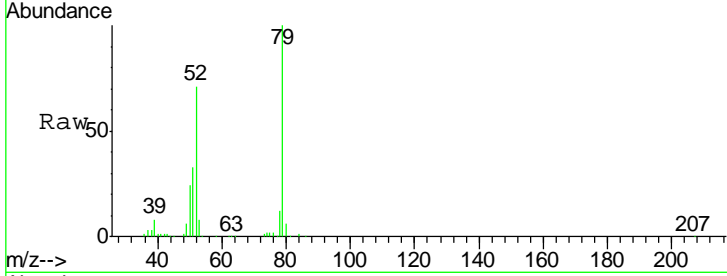




#3
 Pyridine
 Concen: 17.48 ng
 RT: 2.82 min Scan# 158
 Delta R.T. 0.01 min
 Lab File: BF094080.D
 Acq: 31 Mar 2017 1:28

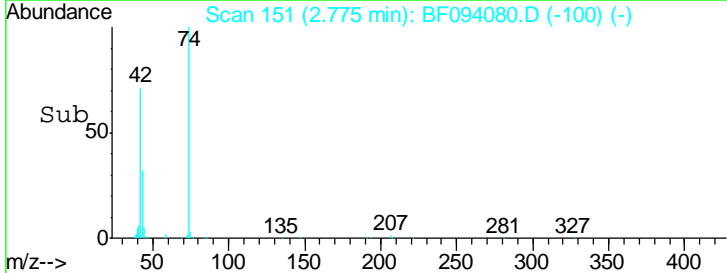
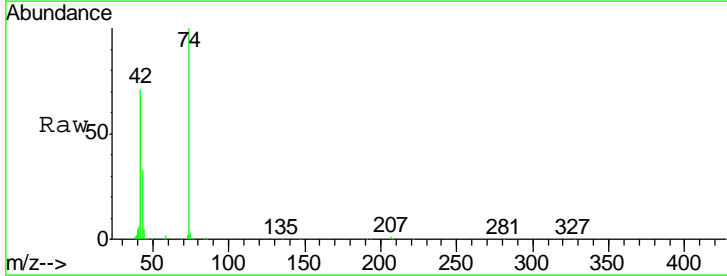
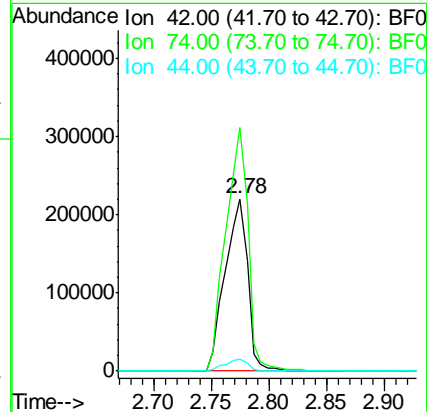
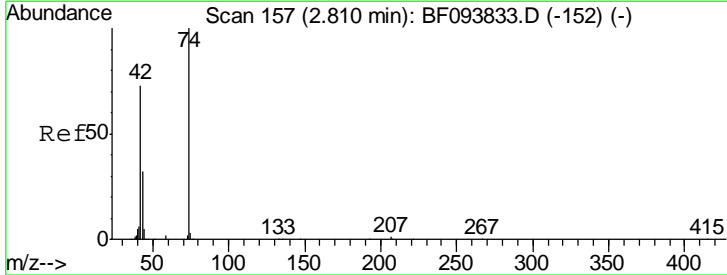
Instrument :
 BNA_F
ClientSampleId :
 TP-2(10-10.5)MSD

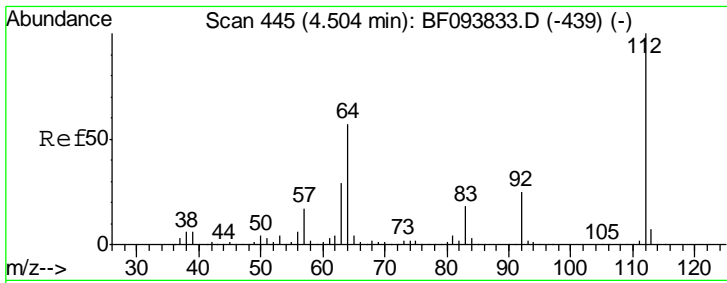
Tgt Ion	Resp	Lower	Upper
79	100		
52	71.3	54.8	82.2
51	32.8	27.0	40.4



#4
 n-Nitrosodimethylamine
 Concen: 47.36 ng
 RT: 2.78 min Scan# 151
 Delta R.T. 0.00 min
 Lab File: BF094080.D
 Acq: 31 Mar 2017 1:28

Tgt Ion	Resp	Lower	Upper
42	100		
74	141.1	103.9	155.9
44	7.2	5.7	8.5



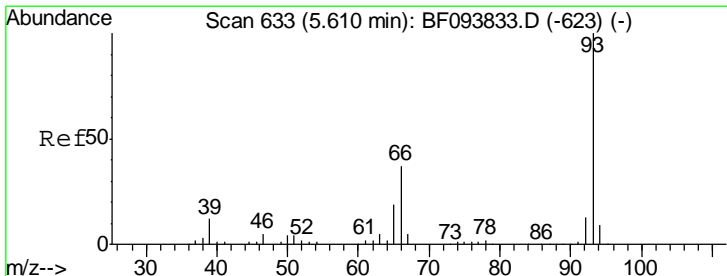
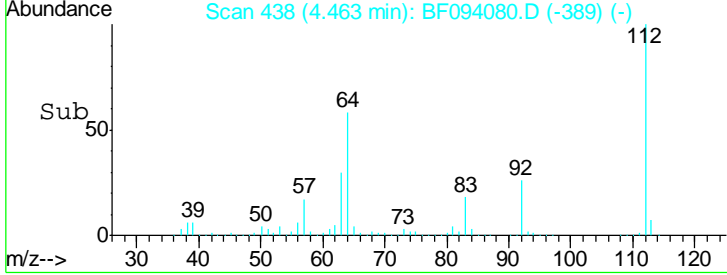
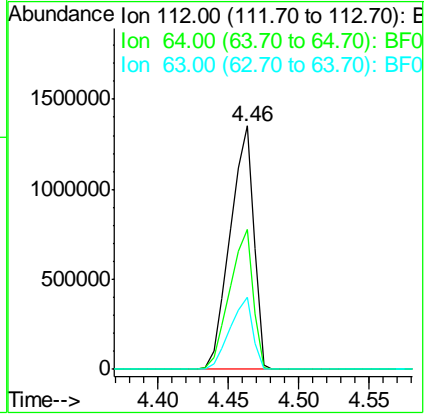
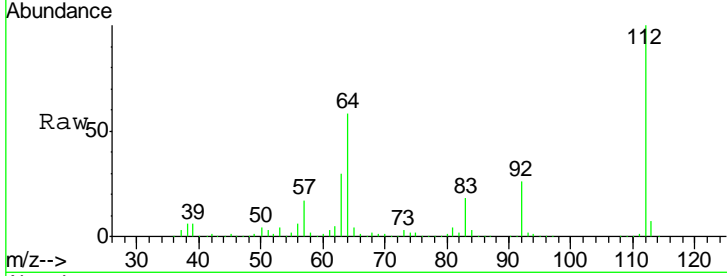


#5
 2-Fluorophenol
 Concen: 135.11 ng
 RT: 4.46 min Scan# 438
 Delta R.T. -0.01 min
 Lab File: BF094080.D
 Acq: 31 Mar 2017 1:28

Instrument :
 BNA_F
 ClientSampleId :
 TP-2(10-10.5)MSD

Tgt Ion: 112 Resp: 1581590

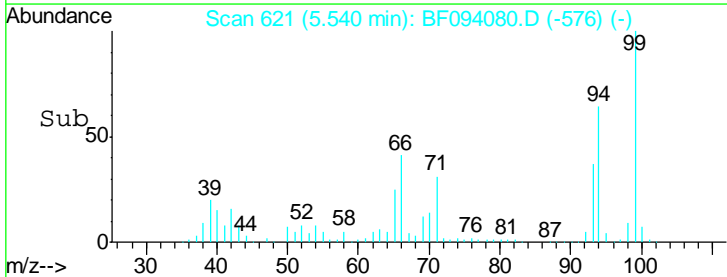
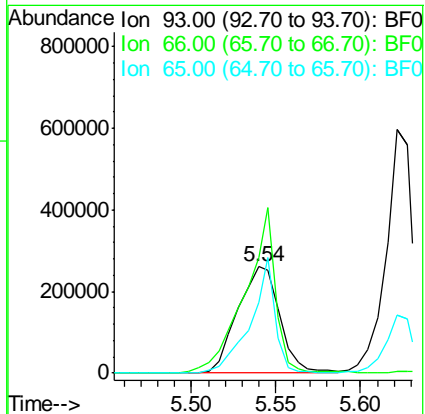
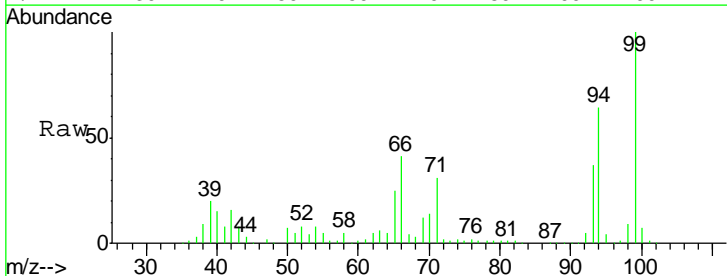
Ion	Ratio	Lower	Upper
112	100		
64	57.7	46.0	69.0
63	29.6	23.4	35.0

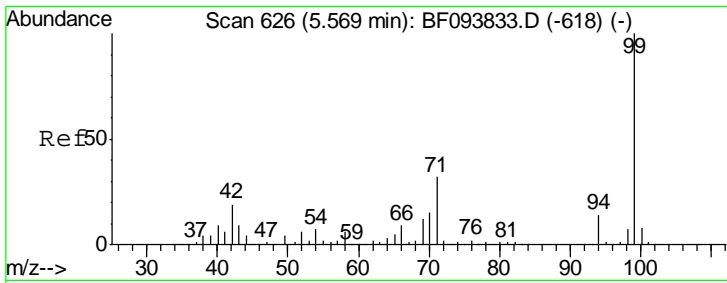


#6
 Aniline
 Concen: 22.63 ng
 RT: 5.54 min Scan# 621
 Delta R.T. -0.04 min
 Lab File: BF094080.D
 Acq: 31 Mar 2017 1:28

Tgt Ion: 93 Resp: 455792

Ion	Ratio	Lower	Upper
93	100		
66	109.0	32.9	49.3#
65	66.1	16.0	24.0#



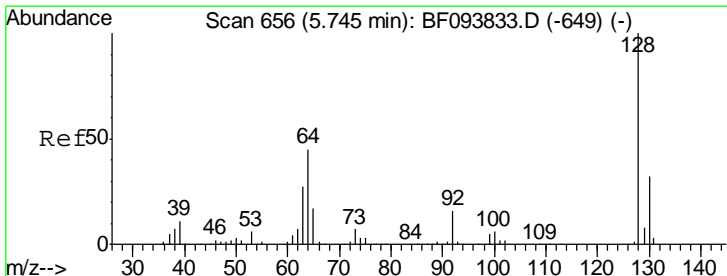
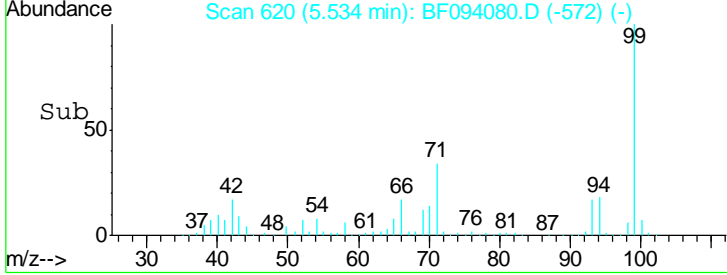
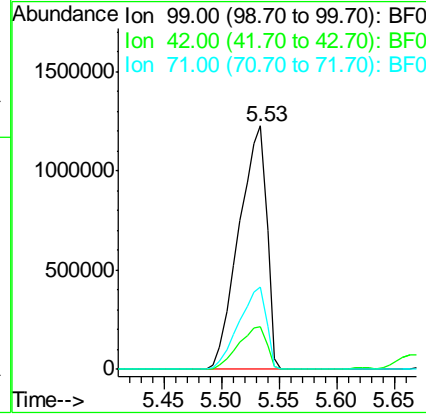
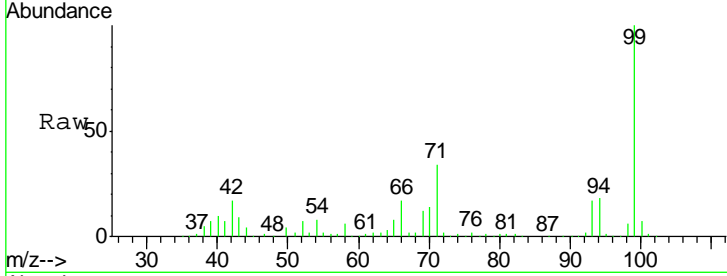


#7
 Phenol-d6
 Concen: 140.87 ng
 RT: 5.53 min Scan# 620
 Delta R.T. -0.02 min
 Lab File: BF094080.D
 Acq: 31 Mar 2017 1:28

Instrument :
 BNA_F
ClientSampled :
 TP-2(10-10.5)MSD

Tgt Ion: 99 Resp: 2040056

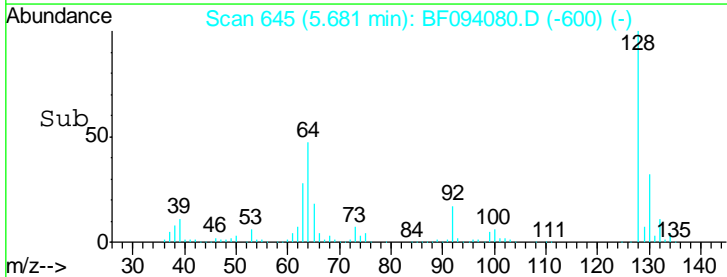
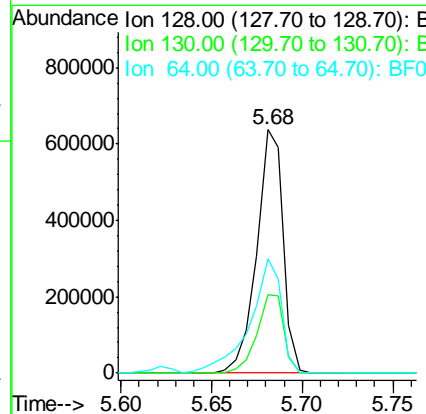
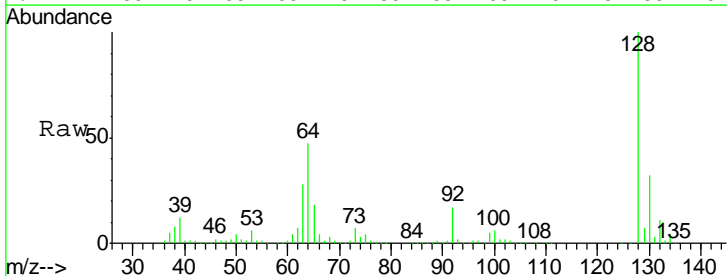
Ion	Ratio	Lower	Upper
99	100		
42	17.4	13.5	20.3
71	33.8	24.5	36.7

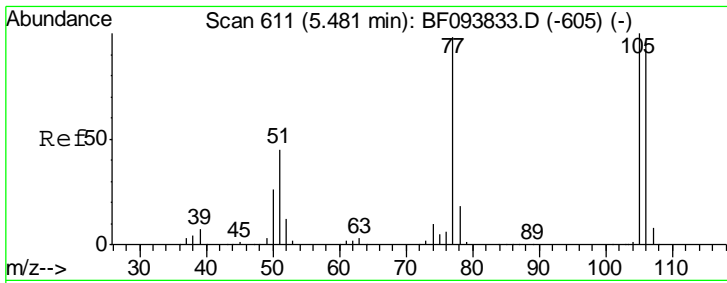


#8
 2-Chlorophenol
 Concen: 50.12 ng
 RT: 5.68 min Scan# 645
 Delta R.T. -0.04 min
 Lab File: BF094080.D
 Acq: 31 Mar 2017 1:28

Tgt Ion: 128 Resp: 644883

Ion	Ratio	Lower	Upper
128	100		
130	32.3	12.9	52.9
64	47.2	28.4	68.4

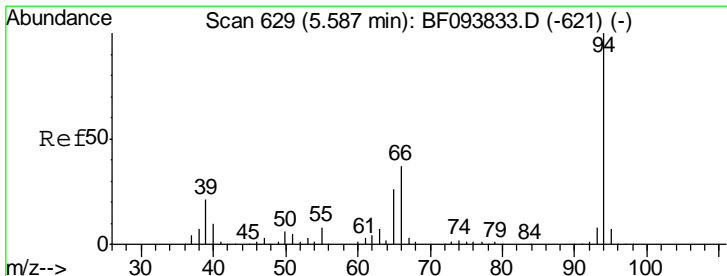
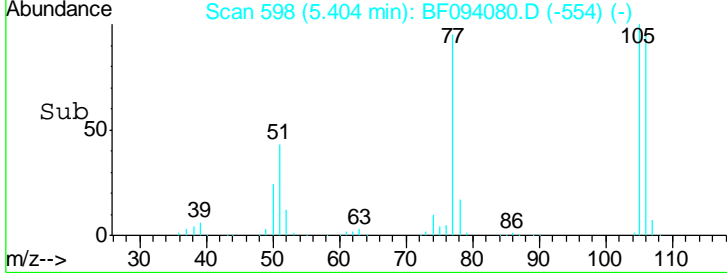
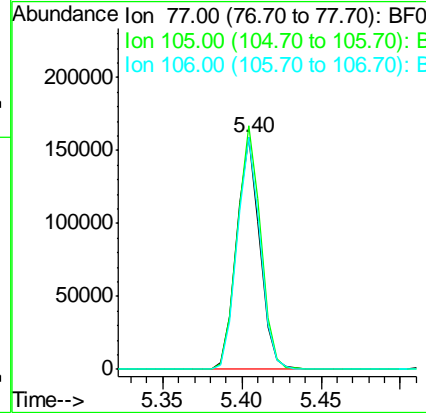
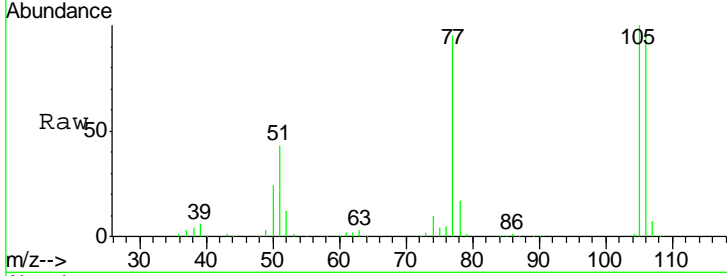




#9
Benzaldehyde
Concen: 16.43 ng
RT: 5.40 min Scan# 598
Delta R.T. -0.04 min
Lab File: BF094080.D
Acq: 31 Mar 2017 1:28

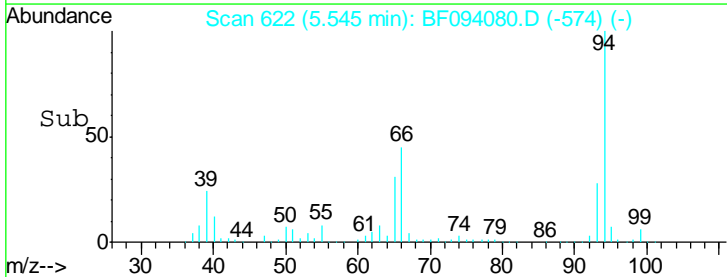
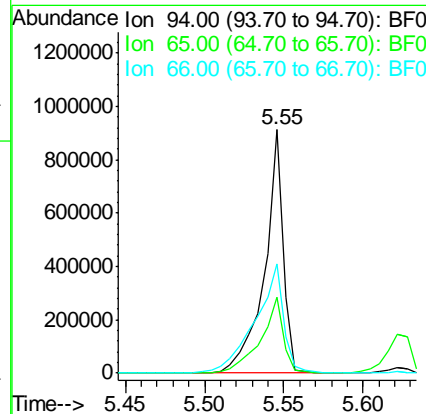
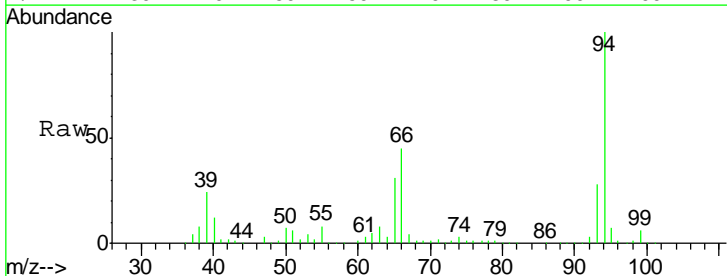
Instrument :
BNA_F
ClientSampleId :
TP-2(10-10.5)MSD

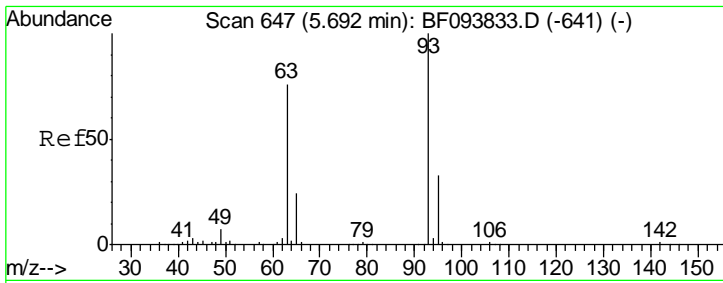
Tgt Ion	Resp	Lower	Upper
77	100		
105	105.1	83.8	123.8
106	100.2	79.1	119.1



#10
Phenol
Concen: 45.96 ng
RT: 5.55 min Scan# 622
Delta R.T. -0.02 min
Lab File: BF094080.D
Acq: 31 Mar 2017 1:28

Tgt Ion	Resp	Lower	Upper
94	100		
65	31.2	9.9	49.9
66	44.6	23.1	63.1

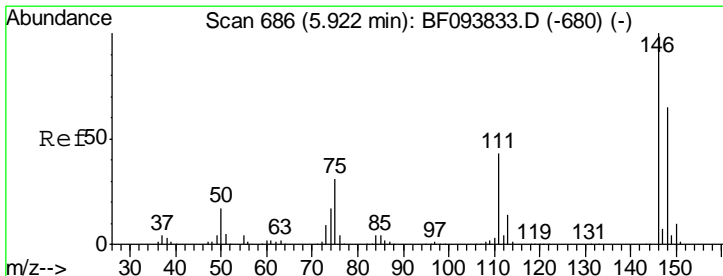
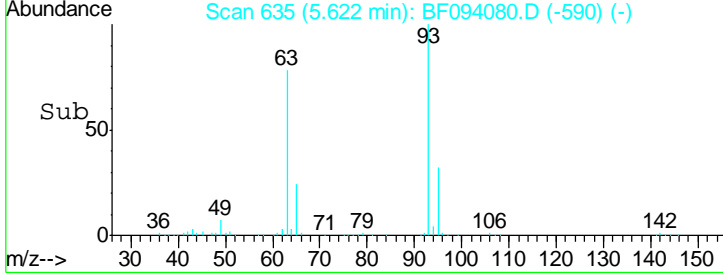
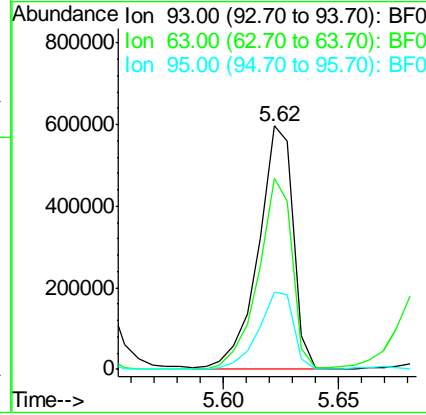
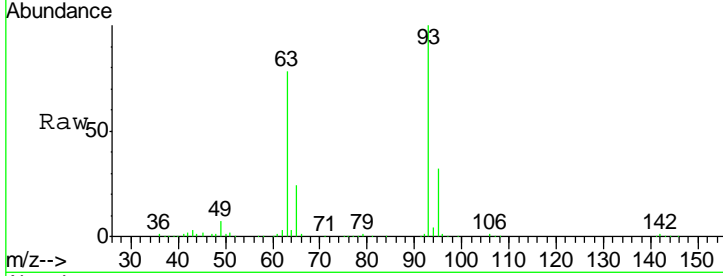




#11
 bis(2-Chloroethyl)ether
 Concen: 48.99 ng
 RT: 5.62 min Scan# 635
 Delta R.T. -0.04 min
 Lab File: BF094080.D
 Acq: 31 Mar 2017 1:28

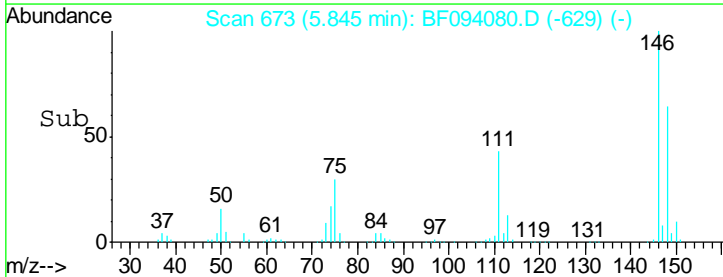
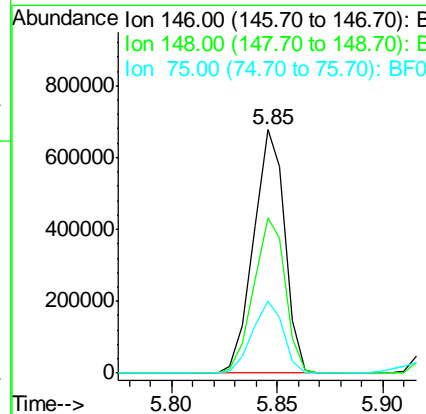
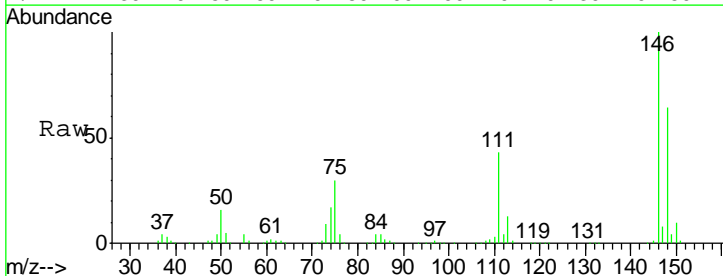
Instrument :
 BNA_F
ClientSampleId :
 TP-2(10-10.5)MSD

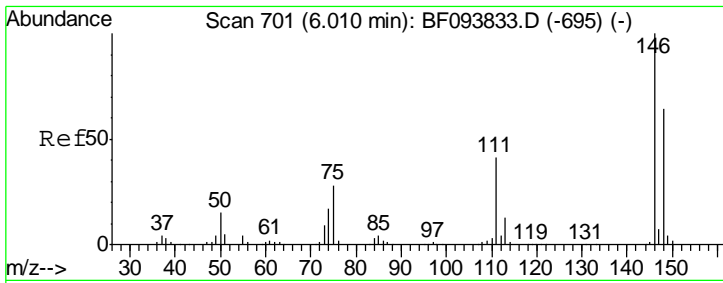
Tgt Ion	Resp	Lower	Upper
93	630921		
93	100		
63	78.3	59.2	99.2
95	31.9	12.8	52.8



#12
 1,3-Dichlorobenzene
 Concen: 48.22 ng
 RT: 5.85 min Scan# 673
 Delta R.T. -0.04 min
 Lab File: BF094080.D
 Acq: 31 Mar 2017 1:28

Tgt Ion	Resp	Lower	Upper
146	695895		
146	100		
148	63.7	51.8	77.6
75	29.6	23.1	34.7

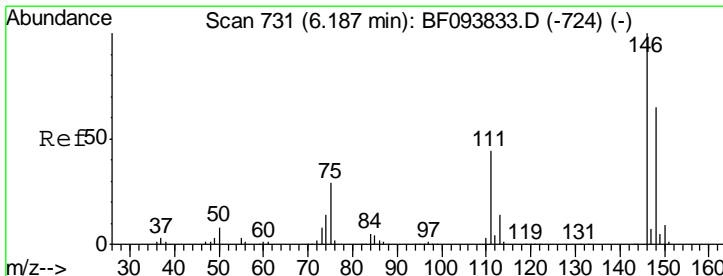
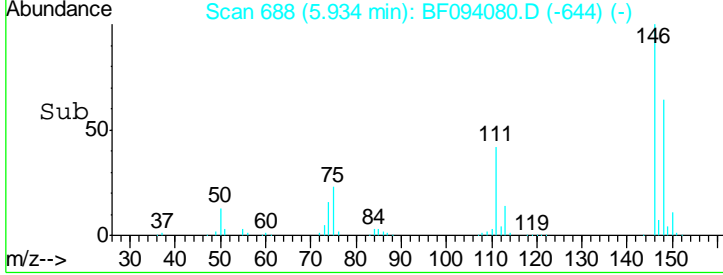
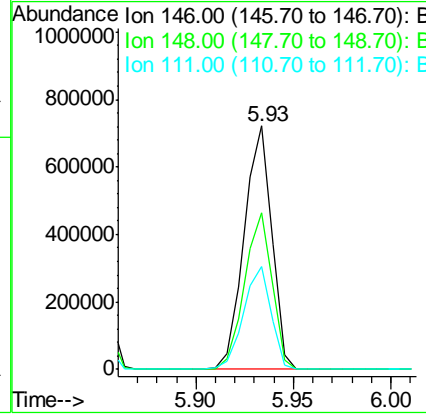
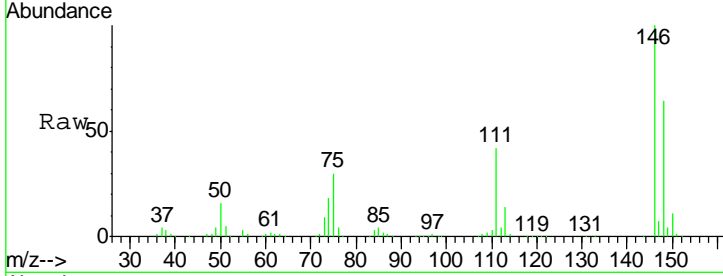




#13
 1,4-Dichlorobenzene
 Concen: 48.30 ng
 RT: 5.93 min Scan# 688
 Delta R.T. -0.04 min
 Lab File: BF094080.D
 Acq: 31 Mar 2017 1:28

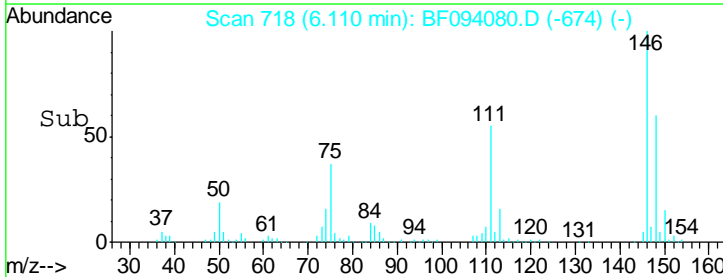
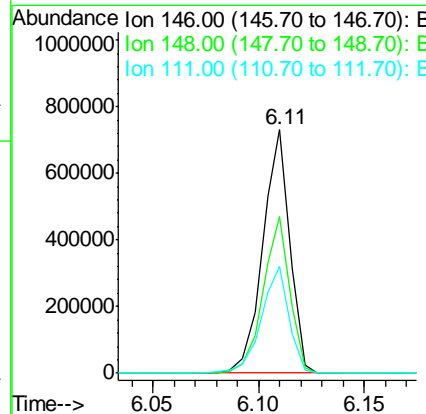
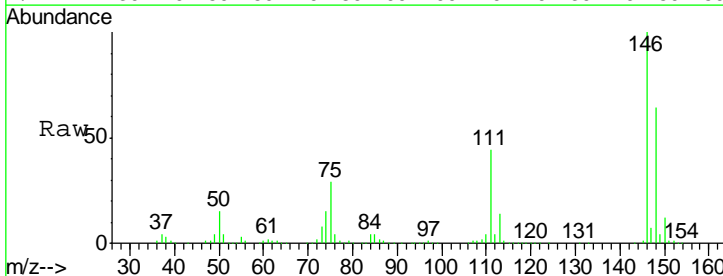
Instrument :
 BNA_F
ClientSampleId :
 TP-2(10-10.5)MSD

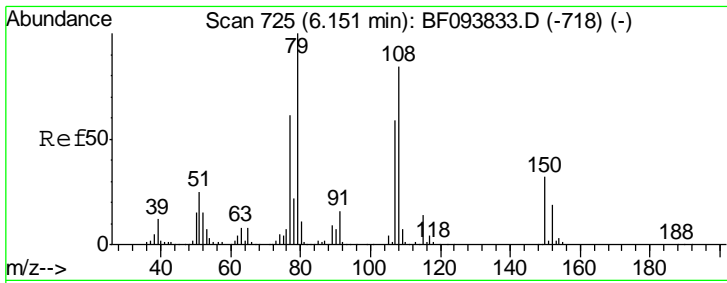
Tgt Ion	Resp	Lower	Upper
146	100		
148	64.4	52.2	78.2
111	42.2	30.3	45.5



#14
 1,2-Dichlorobenzene
 Concen: 48.09 ng
 RT: 6.11 min Scan# 718
 Delta R.T. -0.04 min
 Lab File: BF094080.D
 Acq: 31 Mar 2017 1:28

Tgt Ion	Resp	Lower	Upper
146	100		
148	64.4	50.4	75.6
111	43.8	38.2	57.4

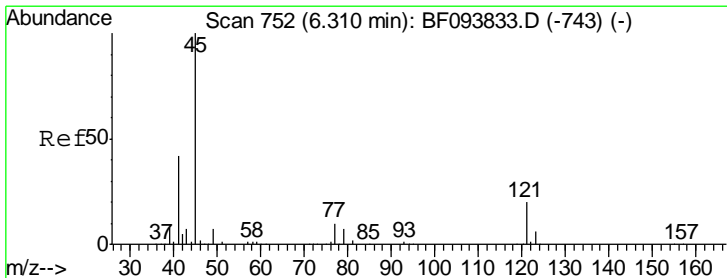
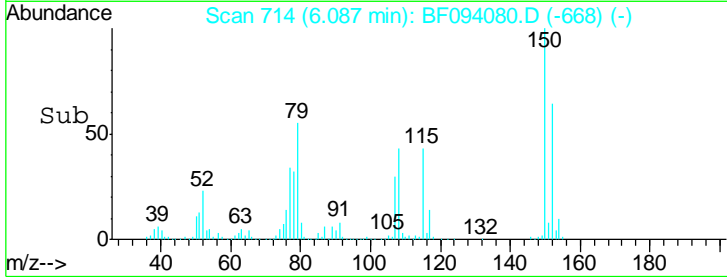
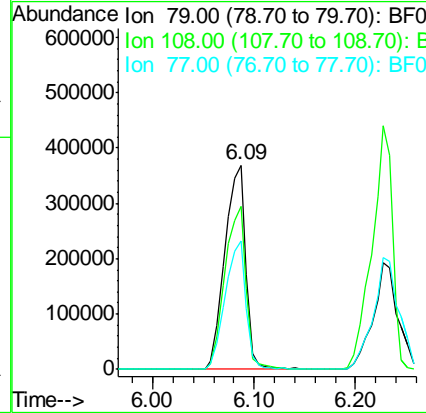
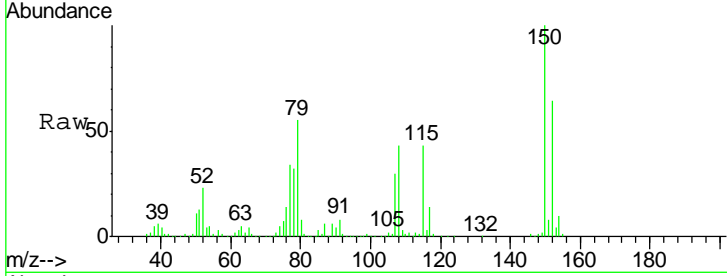




#15
 Benzyl Alcohol
 Concen: 50.10 ng
 RT: 6.09 min Scan# 714
 Delta R.T. -0.03 min
 Lab File: BF094080.D
 Acq: 31 Mar 2017 1:28

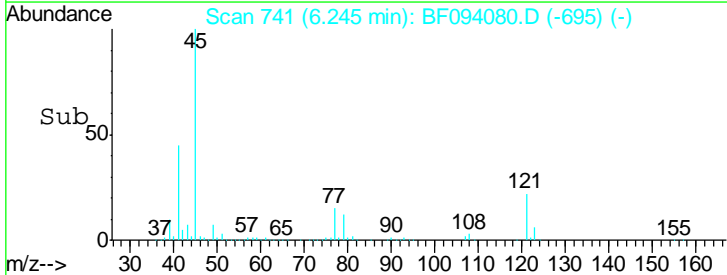
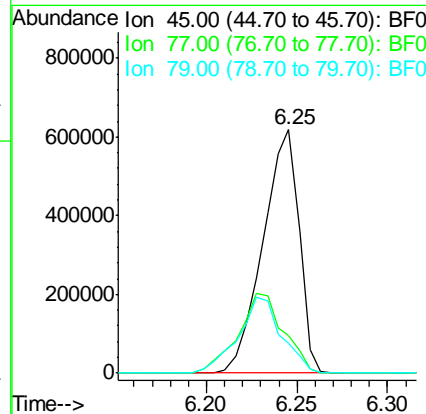
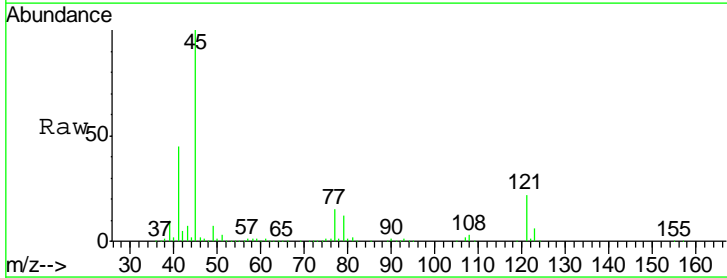
Instrument :
 BNA_F
 ClientSampleId :
 TP-2(10-10.5)MSD

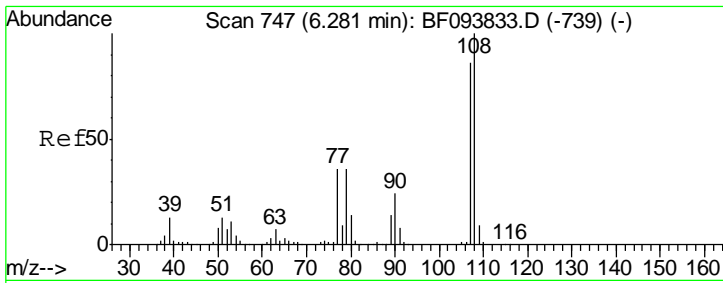
Tgt Ion	Resp	Lower	Upper
79	100		
108	79.5	63.4	95.0
77	62.8	49.2	73.8



#16
 2,2'-oxybis(1-Chloropropane)
 Concen: 43.06 ng
 RT: 6.25 min Scan# 741
 Delta R.T. -0.03 min
 Lab File: BF094080.D
 Acq: 31 Mar 2017 1:28

Tgt Ion	Resp	Lower	Upper
45	100		
77	15.4	0.0	33.2
79	12.4	0.0	30.0

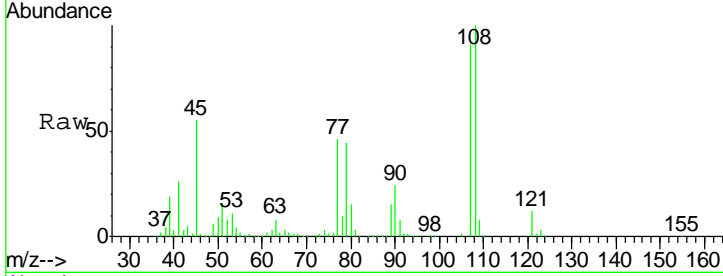




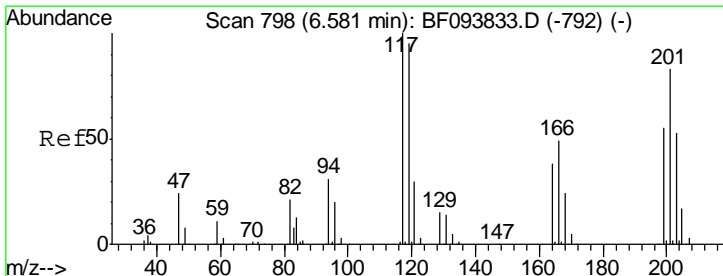
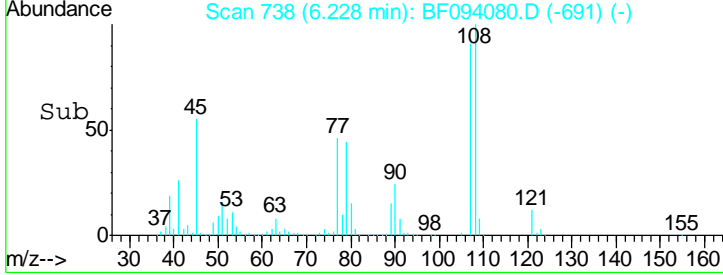
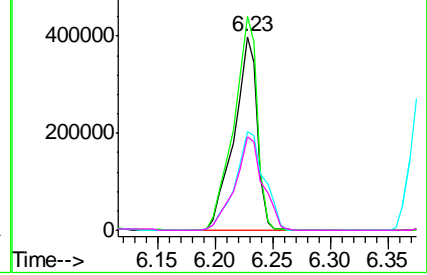
#17
 2-Methylphenol
 Concen: 50.10 ng
 RT: 6.23 min Scan# 738
 Delta R.T. -0.02 min
 Lab File: BF094080.D
 Acq: 31 Mar 2017 1:28

Instrument :
 BNA_F
 ClientSampleId :
 TP-2(10-10.5)MSD

Tgt Ion	Resp	Lower	Upper
107	100		
108	110.5	93.4	140.0
77	50.9	35.8	53.6
79	48.2	34.8	52.2

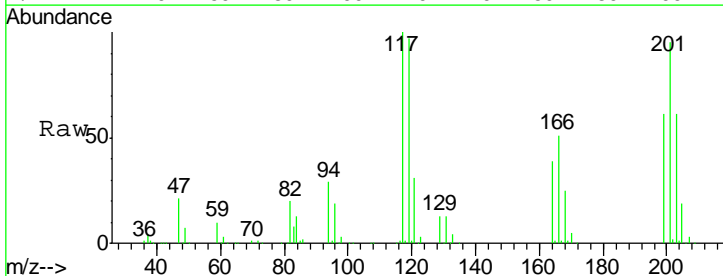


Abundance Ion 107.00 (106.70 to 107.70): E
 Ion 108.00 (107.70 to 108.70): E
 Ion 77.00 (76.70 to 77.70): BF0
 Ion 79.00 (78.70 to 79.70): BF0

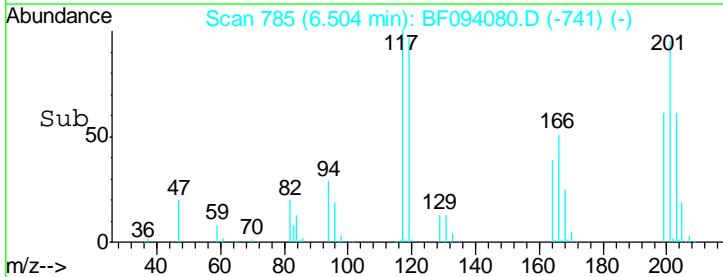
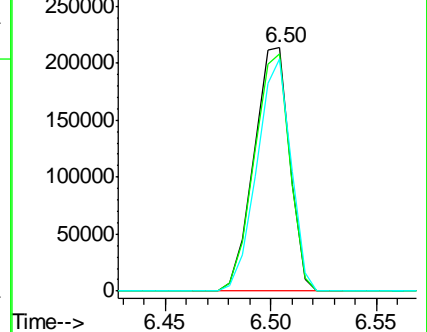


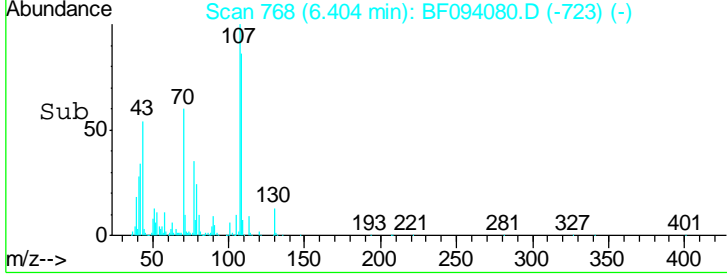
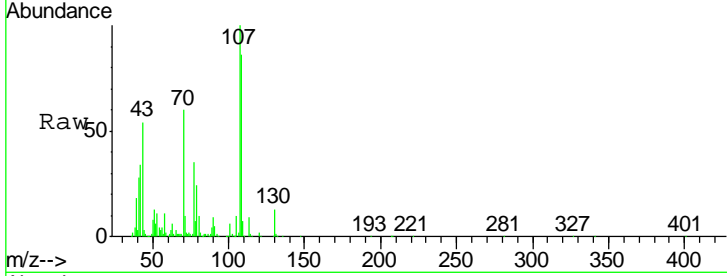
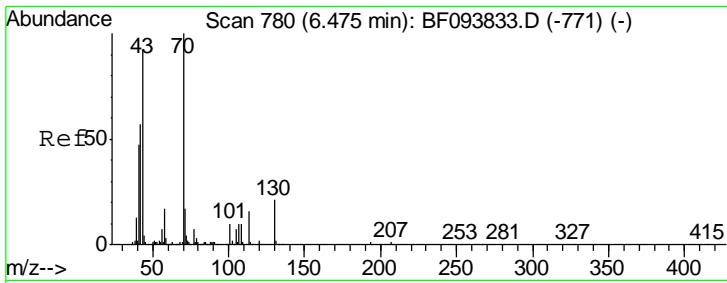
#18
 Hexachloroethane
 Concen: 48.80 ng
 RT: 6.50 min Scan# 785
 Delta R.T. -0.04 min
 Lab File: BF094080.D
 Acq: 31 Mar 2017 1:28

Tgt Ion	Resp	Lower	Upper
117	100		
119	97.5	77.4	116.0
201	95.4	94.6	141.8



Abundance Ion 117.00 (116.70 to 117.70): E
 Ion 119.00 (118.70 to 119.70): E
 Ion 201.00 (200.70 to 201.70): E

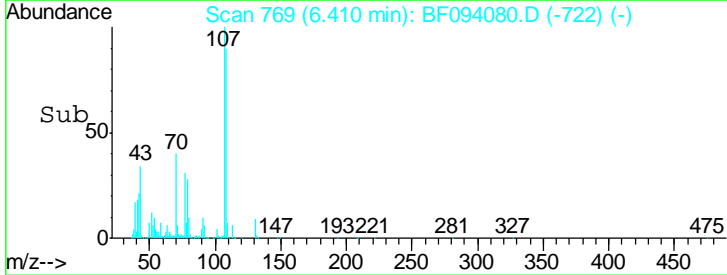
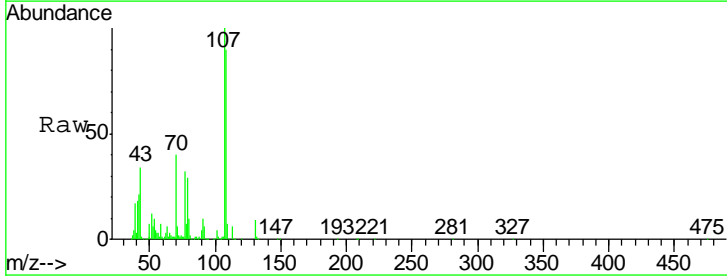
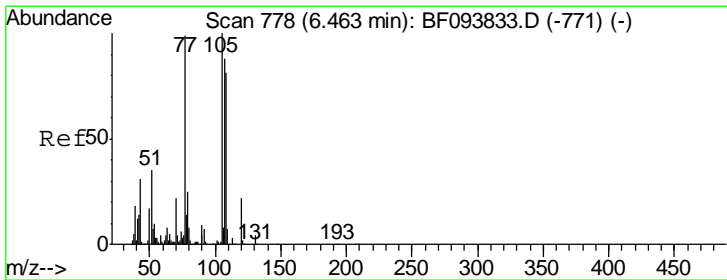
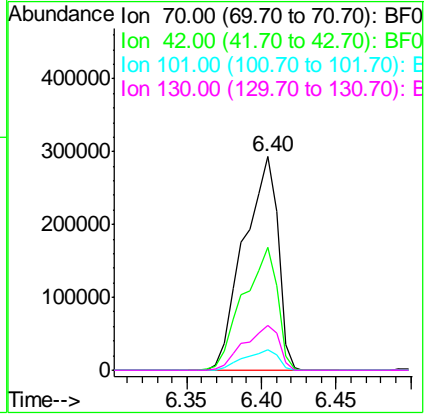




#19
 n-Nitroso-di-n-propylamine
 Concen: 50.08 ng
 RT: 6.40 min Scan# 768
 Delta R.T. -0.04 min
 Lab File: BF094080.D
 Acq: 31 Mar 2017 1:28

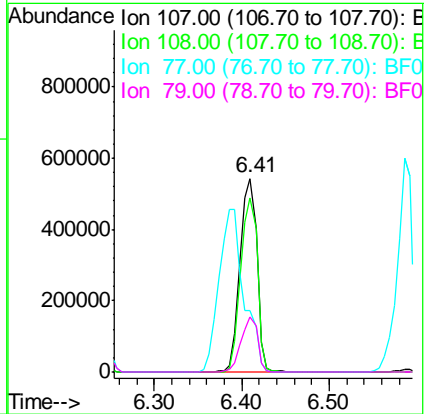
Instrument :
 BNA_F
ClientSampleId :
 TP-2(10-10.5)MSD

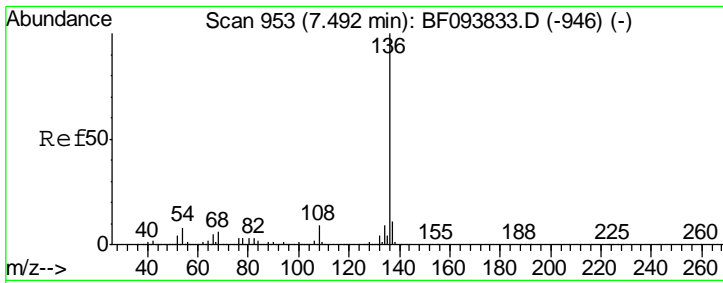
Tgt Ion	Resp	Lower	Upper
70	100		
42	57.4	47.2	70.8
101	9.9	7.2	10.8
130	21.2	15.9	23.9



#20
 3+4-Methylphenols
 Concen: 52.60 ng
 RT: 6.41 min Scan# 769
 Delta R.T. -0.02 min
 Lab File: BF094080.D
 Acq: 31 Mar 2017 1:28

Tgt Ion	Resp	Lower	Upper
107	100		
108	89.6	71.0	111.0
77	31.5	90.5	130.5#
79	28.6	8.4	48.4

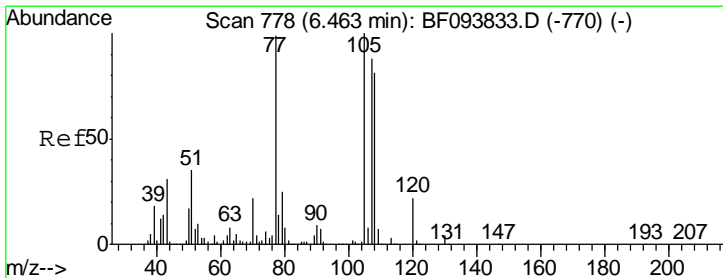
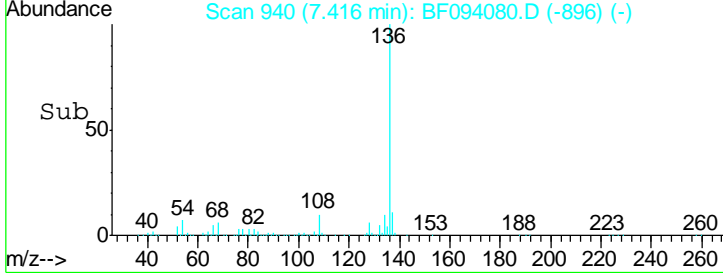
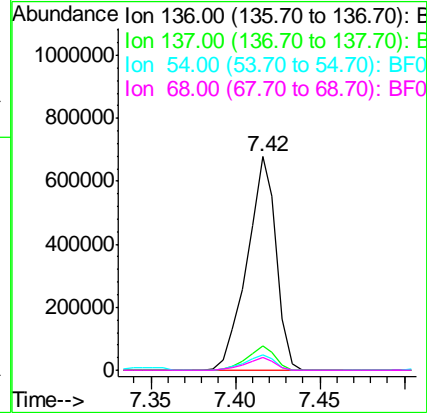
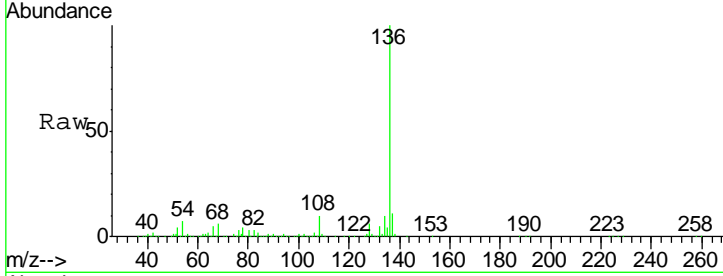




#21
 Naphthalene-d8
 Concen: 20.00 ng
 RT: 7.42 min Scan# 940
 Delta R.T. -0.04 min
 Lab File: BF094080.D
 Acq: 31 Mar 2017 1:28

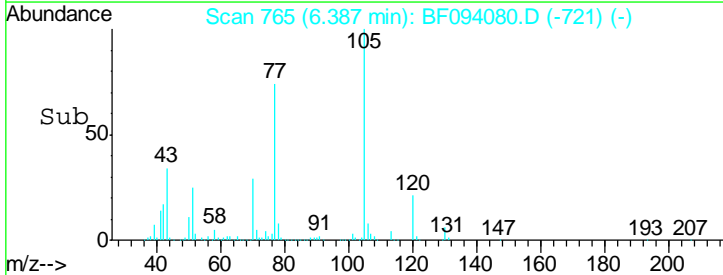
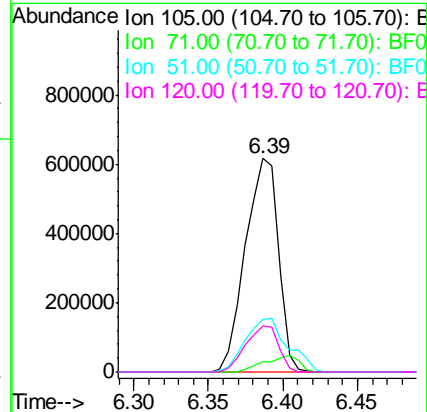
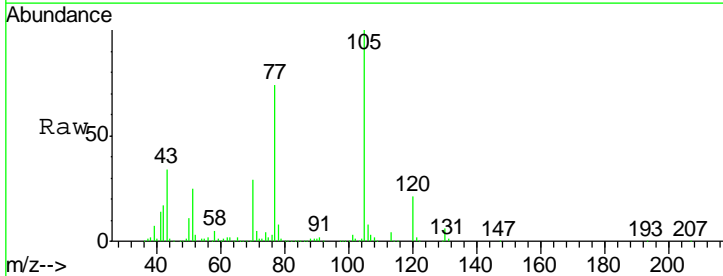
Instrument :
 BNA_F
 ClientSampleId :
 TP-2(10-10.5)MSD

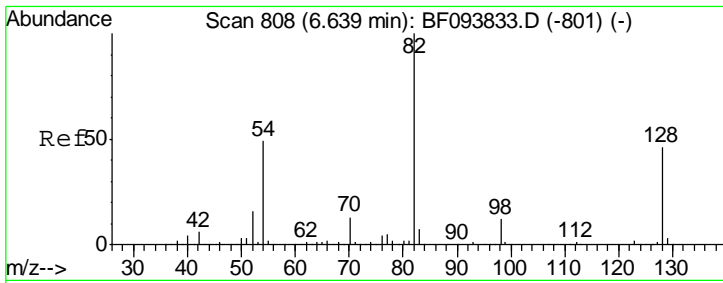
Tgt Ion	Resp	Lower	Upper
136	100		
137	11.2	8.5	12.7
54	7.3	4.9	7.3#
68	5.9	4.1	6.1



#22
 Acetophenone
 Concen: 52.34 ng
 RT: 6.39 min Scan# 765
 Delta R.T. -0.04 min
 Lab File: BF094080.D
 Acq: 31 Mar 2017 1:28

Tgt Ion	Resp	Lower	Upper
105	100		
71	4.8	2.8	4.2#
51	24.7	30.7	46.1#
120	21.4	17.4	26.0

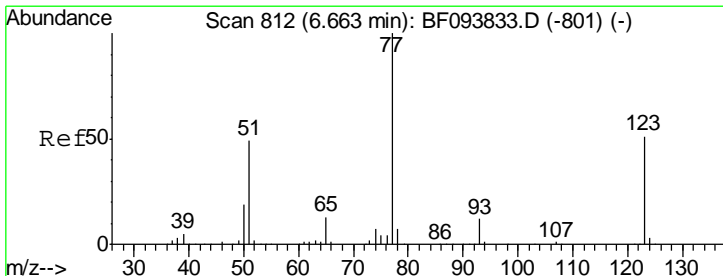
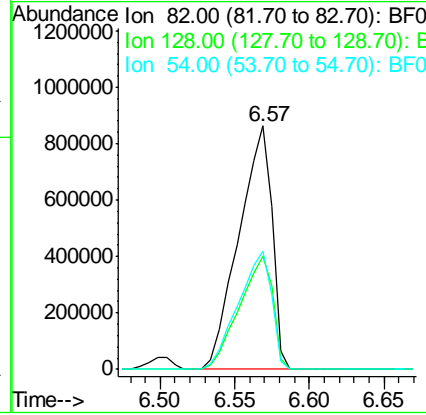
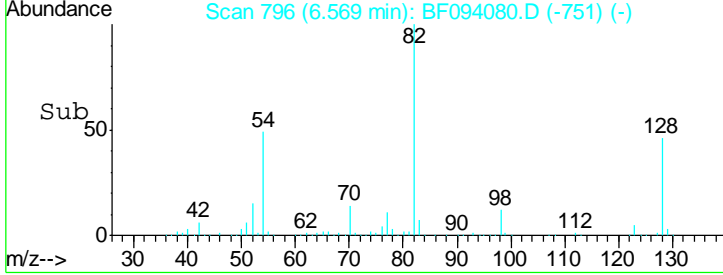
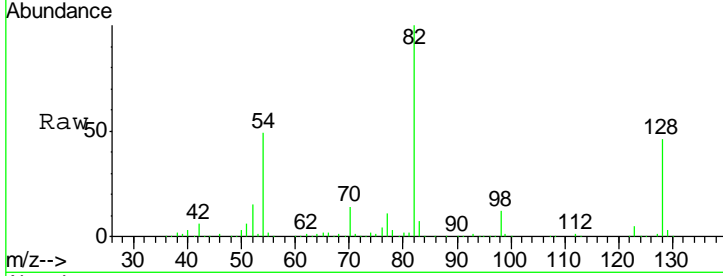




#23
 Nitrobenzene-d5
 Concen: 93.61 ng
 RT: 6.57 min Scan# 796
 Delta R.T. -0.04 min
 Lab File: BF094080.D
 Acq: 31 Mar 2017 1:28

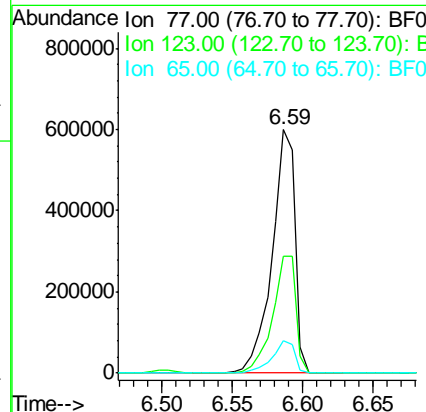
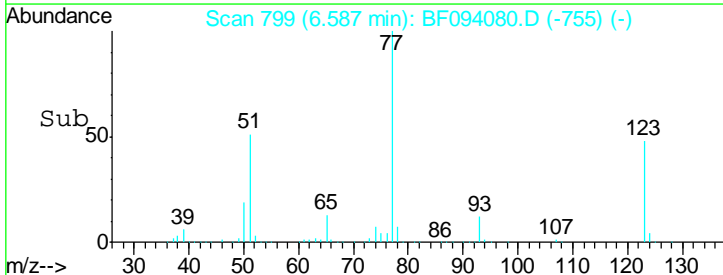
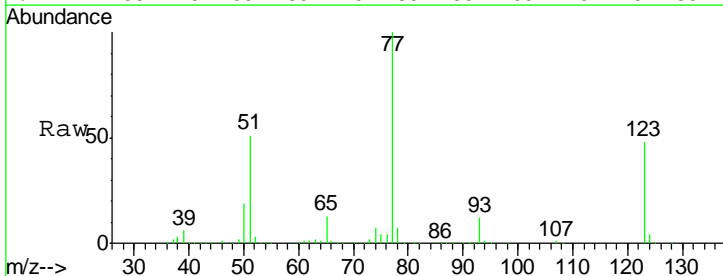
Instrument :
 BNA_F
ClientSampleId :
 TP-2(10-10.5)MSD

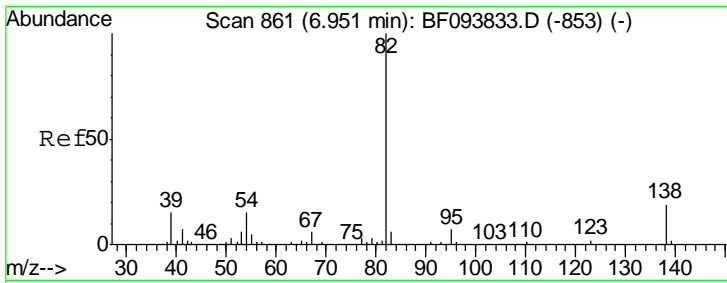
Tgt Ion	Resp	Lower	Upper
82	100		
128	46.3	34.0	51.0
54	48.7	42.2	63.2



#24
 Nitrobenzene
 Concen: 48.67 ng
 RT: 6.59 min Scan# 799
 Delta R.T. -0.04 min
 Lab File: BF094080.D
 Acq: 31 Mar 2017 1:28

Tgt Ion	Resp	Lower	Upper
77	100		
123	48.0	35.8	53.8
65	13.3	10.6	15.8



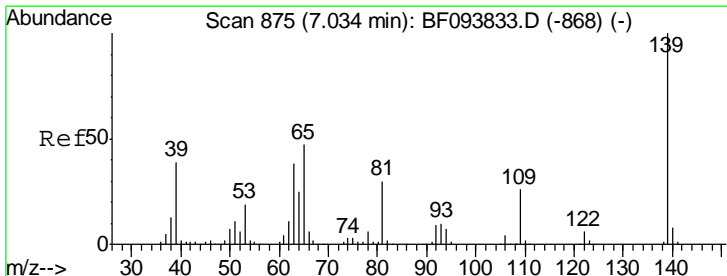
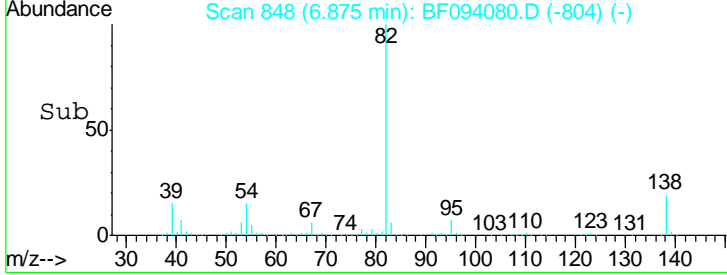
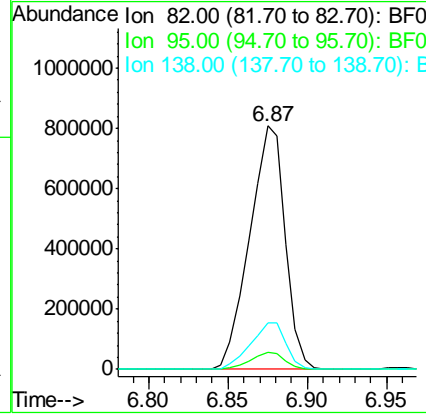
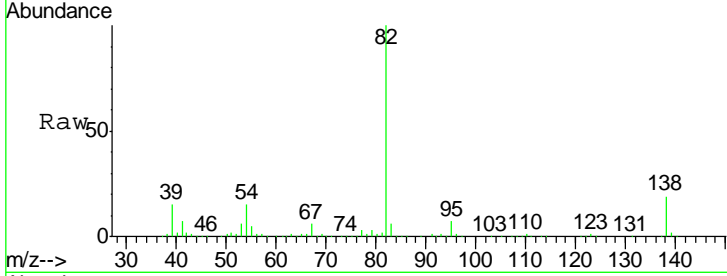


#25
 Isophorone
 Concen: 50.34 ng
 RT: 6.87 min Scan# 848
 Delta R.T. -0.04 min
 Lab File: BF094080.D
 Acq: 31 Mar 2017 1:28

Instrument :
 BNA_F
 ClientSampleId :
 TP-2(10-10.5)MSD

Tgt Ion: 82 Resp: 1257150

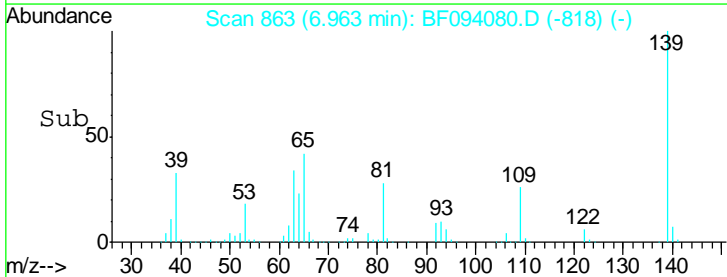
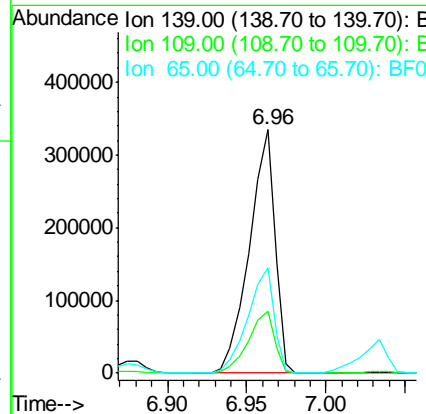
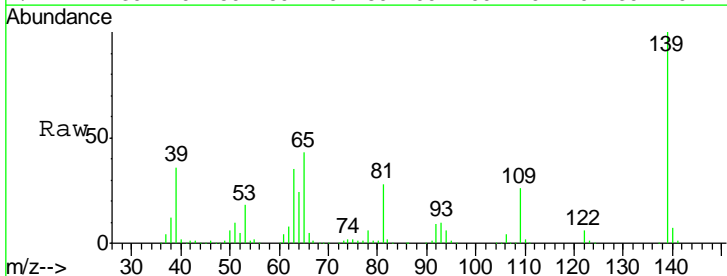
Ion	Ratio	Lower	Upper
82	100		
95	6.9	5.3	7.9
138	19.1	13.1	19.7

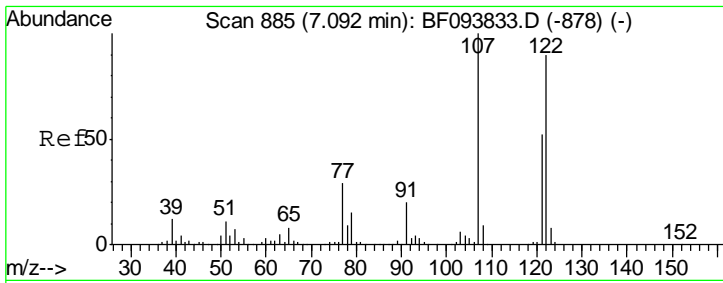


#26
 2-Nitrophenol
 Concen: 56.01 ng
 RT: 6.96 min Scan# 863
 Delta R.T. -0.04 min
 Lab File: BF094080.D
 Acq: 31 Mar 2017 1:28

Tgt Ion: 139 Resp: 374376

Ion	Ratio	Lower	Upper
139	100		
109	25.6	21.0	31.6
65	43.5	33.0	49.6

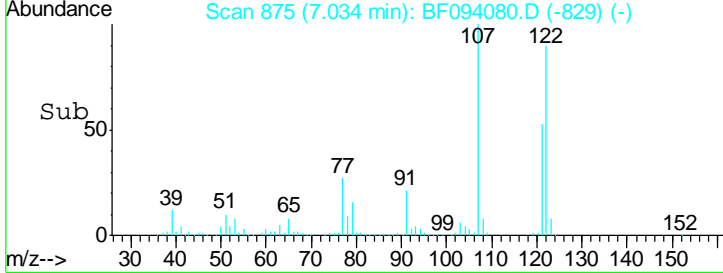
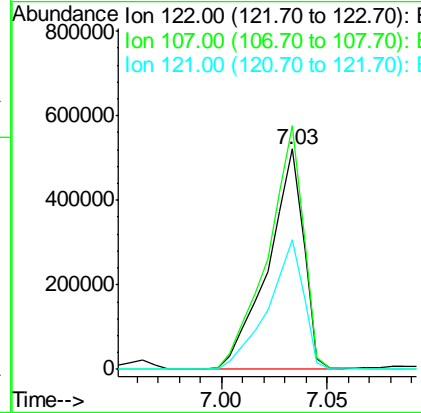
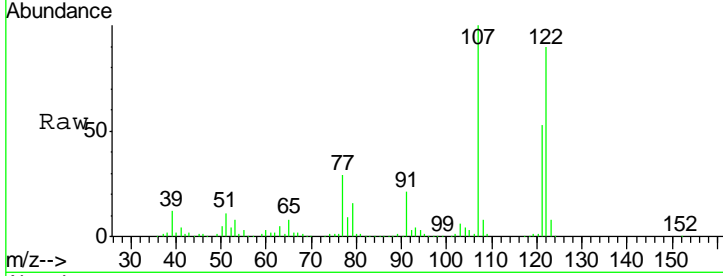




#27
 2,4-Dimethylphenol
 Concen: 53.26 ng
 RT: 7.03 min Scan# 875
 Delta R.T. -0.03 min
 Lab File: BF094080.D
 Acq: 31 Mar 2017 1:28

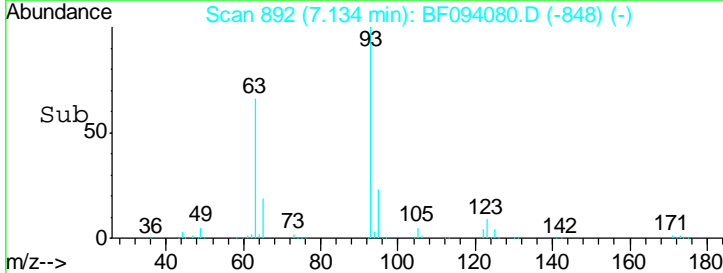
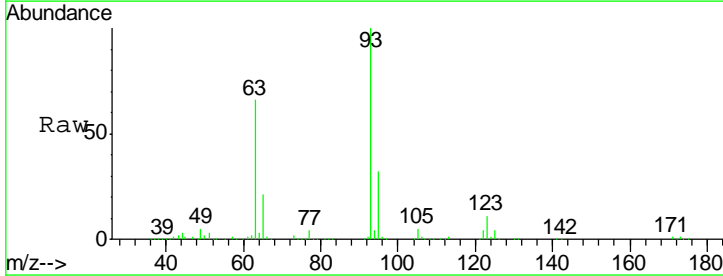
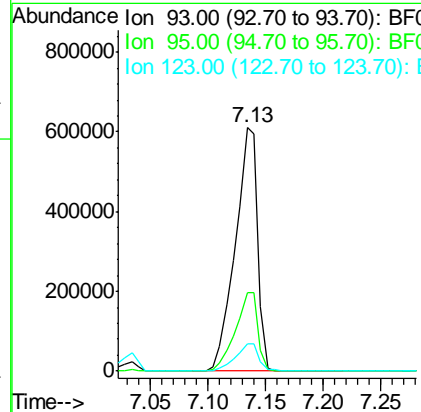
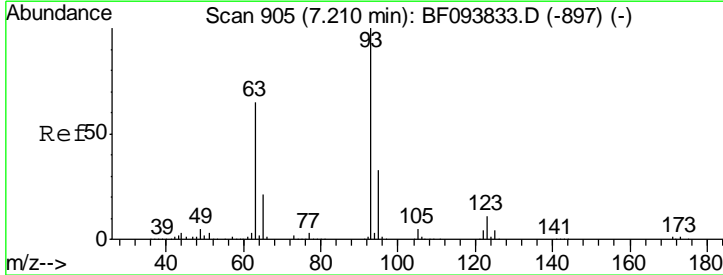
Instrument :
 BNA_F
ClientSampleId :
 TP-2(10-10.5)MSD

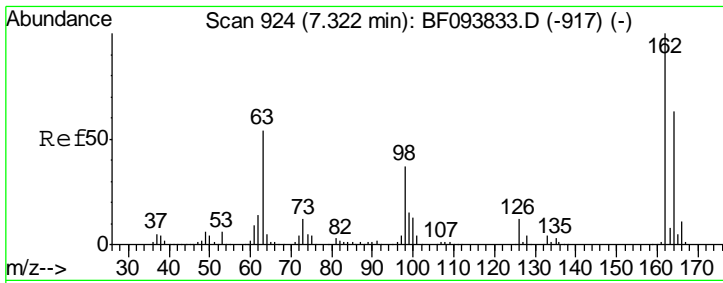
Tgt Ion	Resp	Lower	Upper
122	613434		
107	110.5	89.2	133.8
121	58.6	45.2	67.8



#28
 bis(2-Chloroethoxy)methane
 Concen: 49.49 ng
 RT: 7.13 min Scan# 892
 Delta R.T. -0.04 min
 Lab File: BF094080.D
 Acq: 31 Mar 2017 1:28

Tgt Ion	Resp	Lower	Upper
93	815015		
95	32.2	26.5	39.7
123	11.3	9.0	13.4

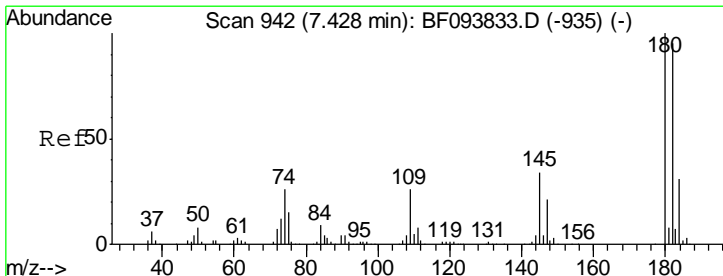
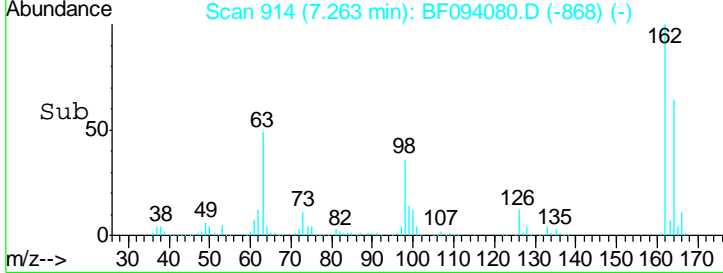
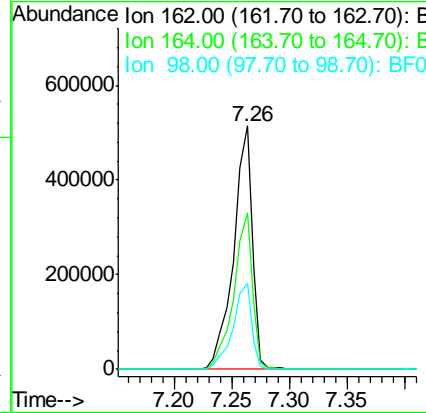
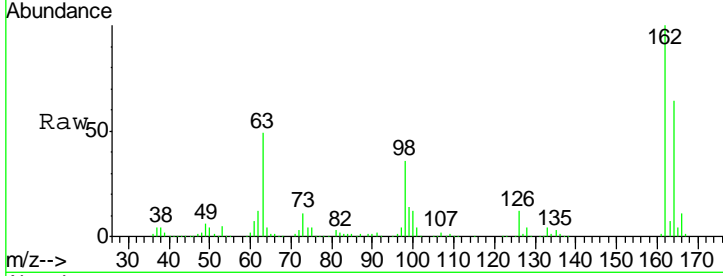




#29
 2,4-Dichlorophenol
 Concen: 53.94 ng
 RT: 7.26 min Scan# 914
 Delta R.T. -0.03 min
 Lab File: BF094080.D
 Acq: 31 Mar 2017 1:28

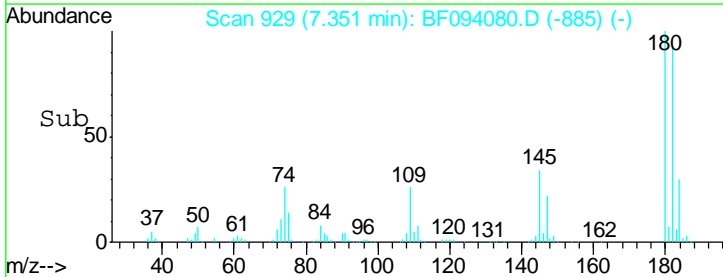
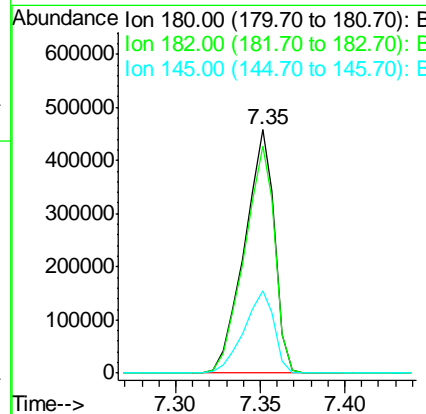
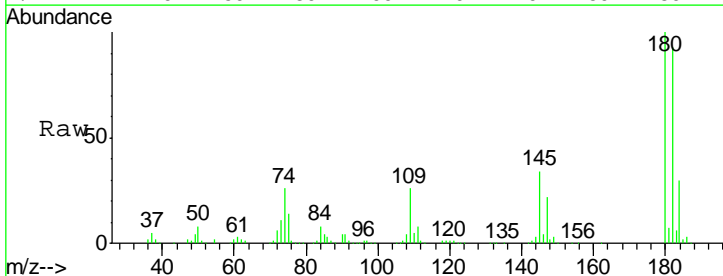
Instrument :
 BNA_F
 ClientSampleId :
 TP-2(10-10.5)MSD

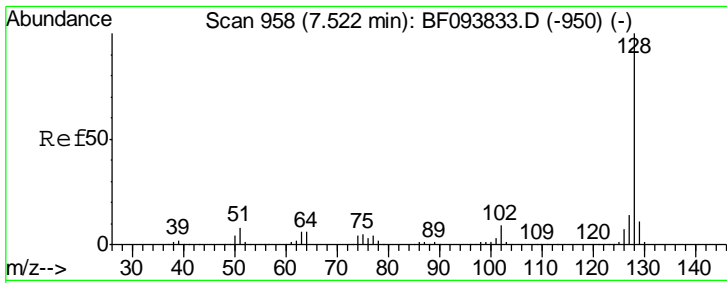
Tgt Ion	Resp	Lower	Upper
162	100		
164	64.2	44.6	84.6
98	35.6	14.8	54.8



#30
 1,2,4-Trichlorobenzene
 Concen: 50.83 ng
 RT: 7.35 min Scan# 929
 Delta R.T. -0.04 min
 Lab File: BF094080.D
 Acq: 31 Mar 2017 1:28

Tgt Ion	Resp	Lower	Upper
180	100		
182	93.0	75.8	113.6
145	33.8	25.3	37.9



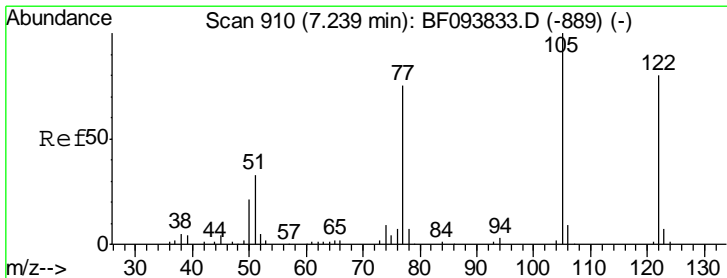
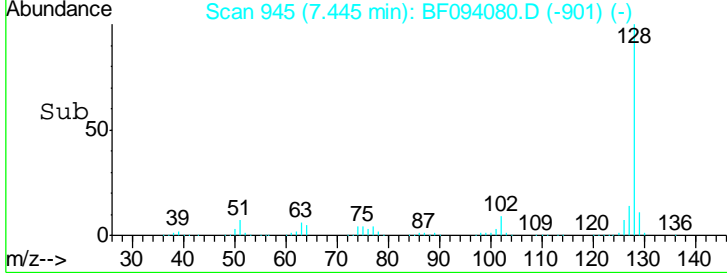
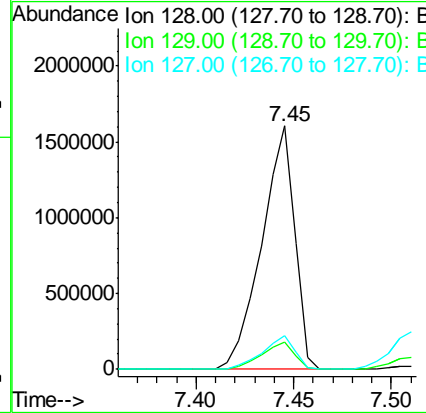
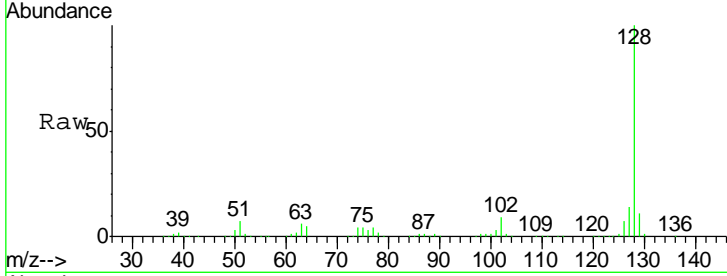


#31
 Naphthalene
 Concen: 48.19 ng
 RT: 7.45 min Scan# 945
 Delta R.T. -0.04 min
 Lab File: BF094080.D
 Acq: 31 Mar 2017 1:28

Instrument :
 BNA_F
 ClientSampleId :
 TP-2(10-10.5)MSD

Tgt Ion:128 Resp: 1879317

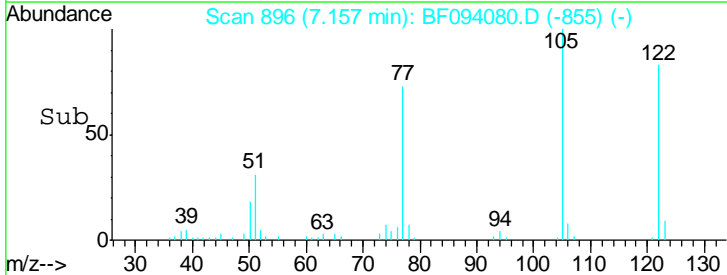
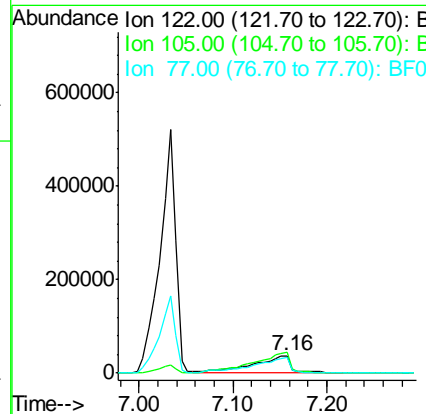
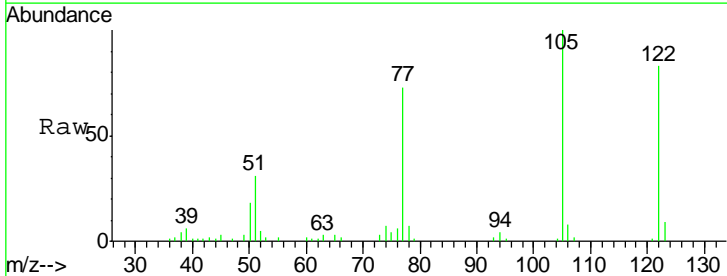
Ion	Ratio	Lower	Upper
128	100		
129	11.3	9.0	13.6
127	13.6	10.8	16.2

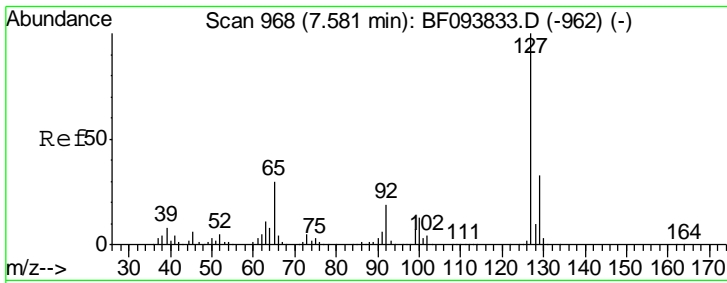


#32
 Benzoic acid
 Concen: 13.41 ng
 RT: 7.16 min Scan# 896
 Delta R.T. -0.06 min
 Lab File: BF094080.D
 Acq: 31 Mar 2017 1:28

Tgt Ion:122 Resp: 102801

Ion	Ratio	Lower	Upper
122	100		
105	120.3	103.3	143.3
77	88.3	73.7	113.7

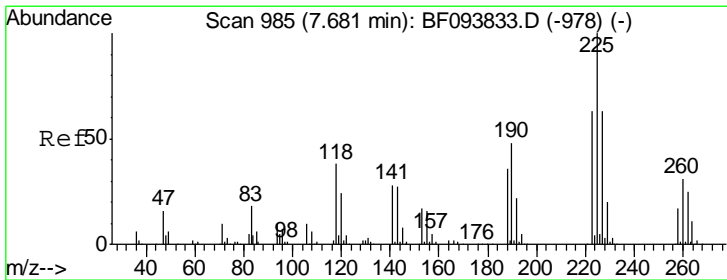
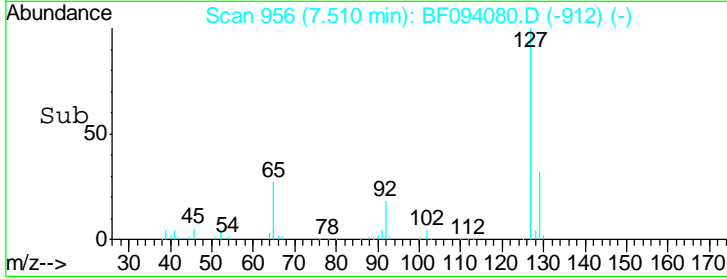
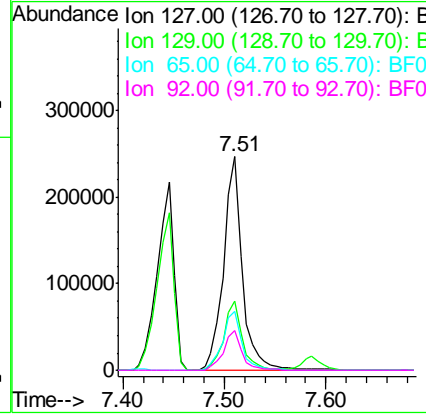
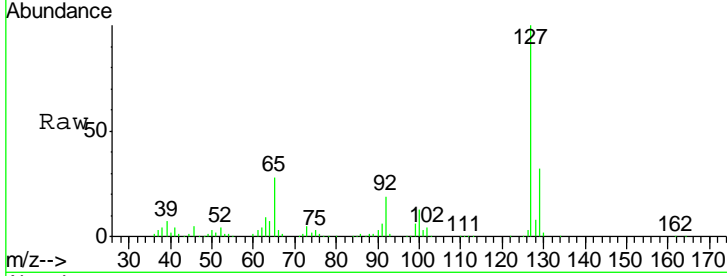




#33
 4-Chloroaniline
 Concen: 20.12 ng
 RT: 7.51 min Scan# 956
 Delta R.T. -0.04 min
 Lab File: BF094080.D
 Acq: 31 Mar 2017 1:28

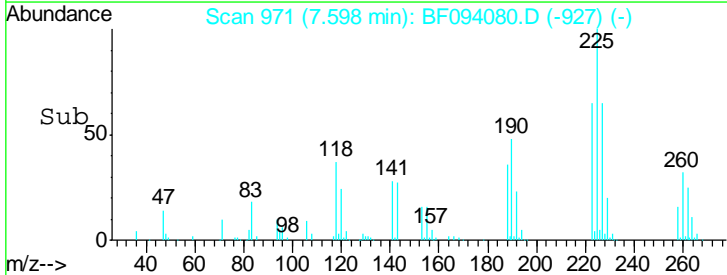
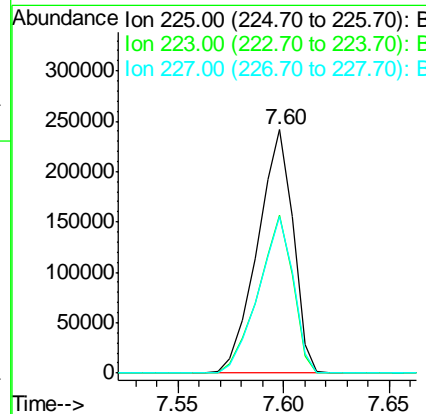
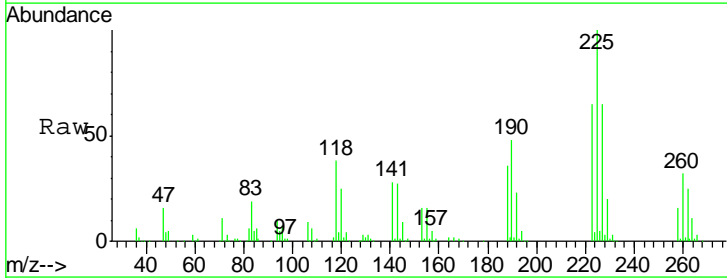
Instrument :
 BNA_F
ClientSampled :
 TP-2(10-10.5)MSD

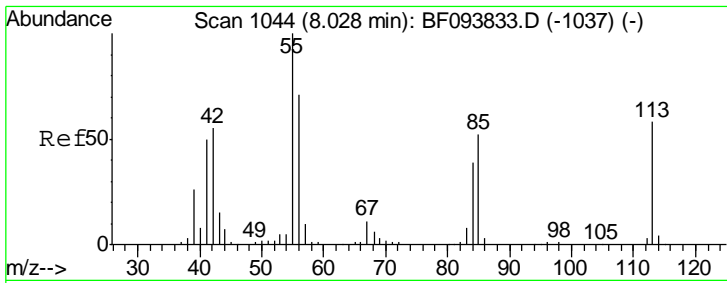
Tgt Ion	Resp	Lower	Upper
127	317961		
129	32.3	26.2	39.2
65	27.6	27.8	41.8#
92	18.5	16.8	25.2



#34
 Hexachlorobutadiene
 Concen: 49.66 ng
 RT: 7.60 min Scan# 971
 Delta R.T. -0.04 min
 Lab File: BF094080.D
 Acq: 31 Mar 2017 1:28

Tgt Ion	Resp	Lower	Upper
225	282489		
223	64.6	48.8	73.2
227	64.6	51.1	76.7

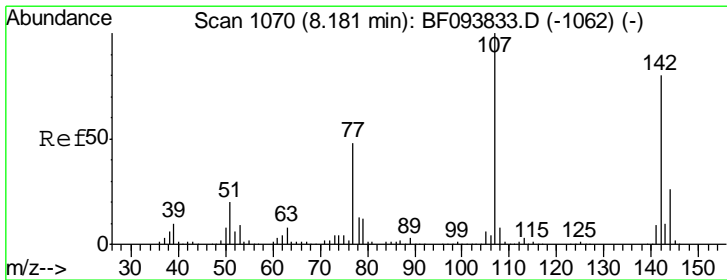
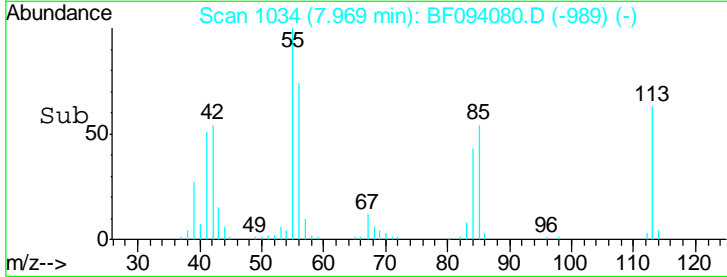
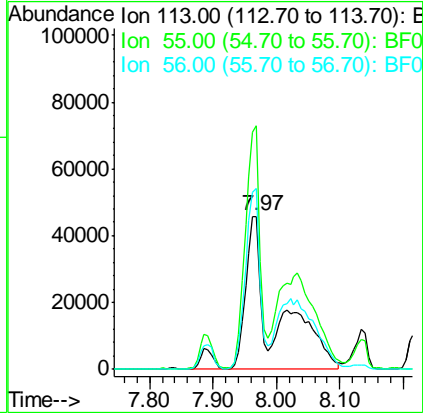
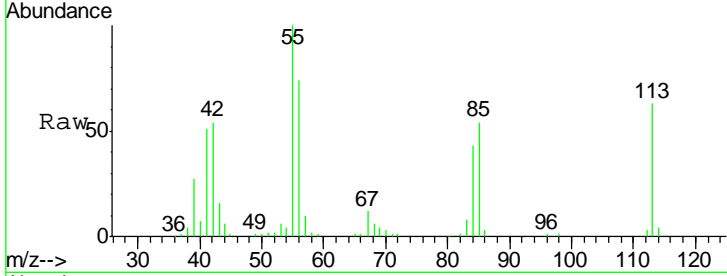




#35
 Caprolactam
 Concen: 45.55 ng m
 RT: 7.97 min Scan# 1034
 Delta R.T. -0.04 min
 Lab File: BF094080.D
 Acq: 31 Mar 2017 1:28

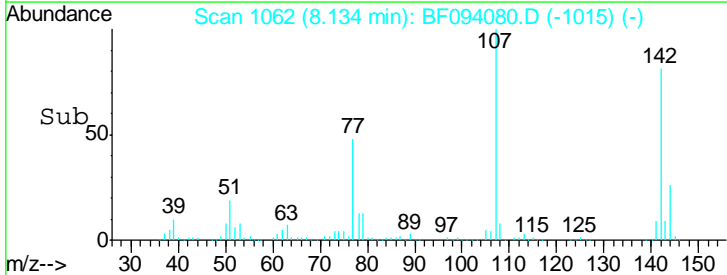
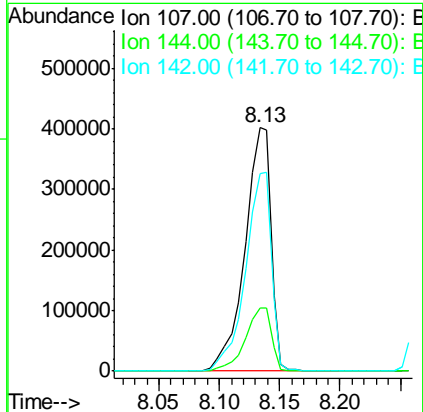
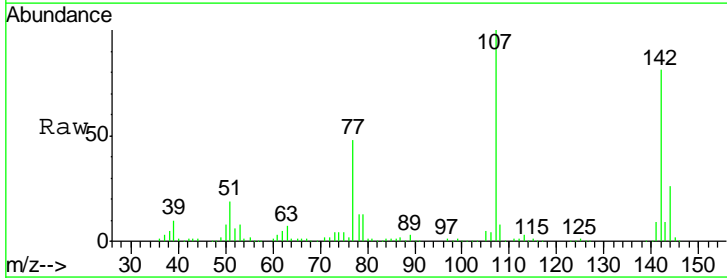
Instrument :
 BNA_F
ClientSampleId :
 TP-2(10-10.5)MSD

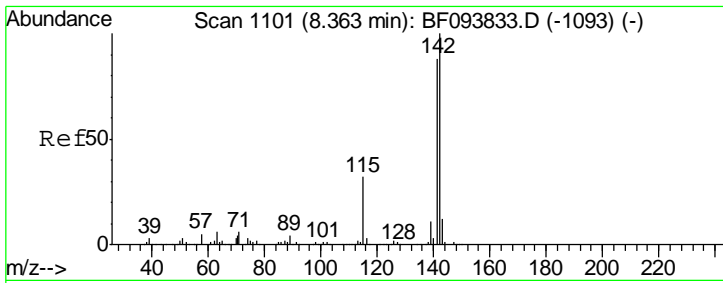
Tgt Ion	Resp	Lower	Upper
113	100		
55	159.4	150.2	190.2
56	118.1	107.8	147.8



#36
 4-Chloro-3-methylphenol
 Concen: 54.36 ng
 RT: 8.13 min Scan# 1062
 Delta R.T. -0.02 min
 Lab File: BF094080.D
 Acq: 31 Mar 2017 1:28

Tgt Ion	Resp	Lower	Upper
107	100		
144	25.9	24.2	36.4
142	80.9	73.4	110.0

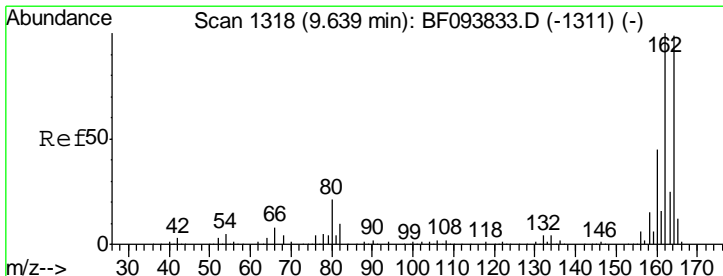
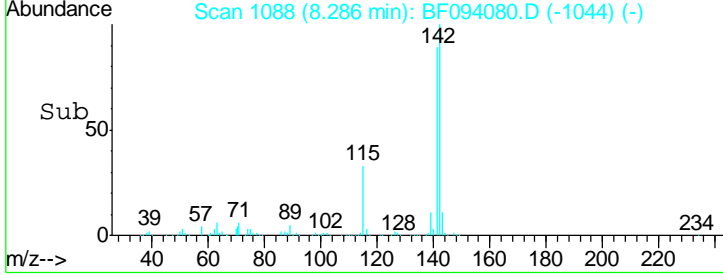
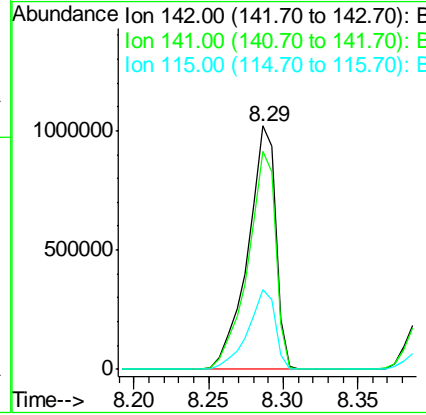
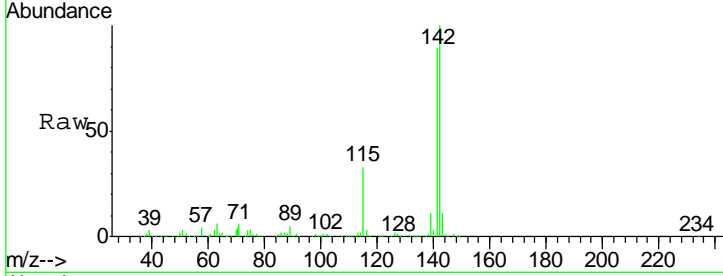




#37
 2-Methylnaphthalene
 Concen: 50.53 ng
 RT: 8.29 min Scan# 1088
 Delta R.T. -0.04 min
 Lab File: BF094080.D
 Acq: 31 Mar 2017 1:28

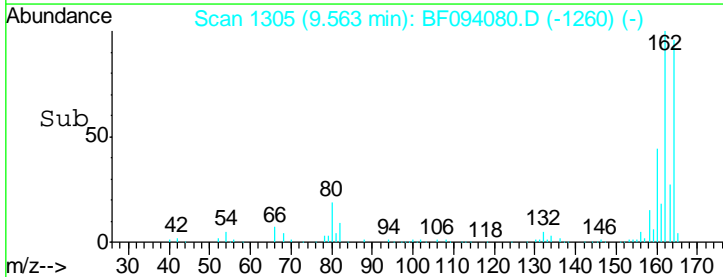
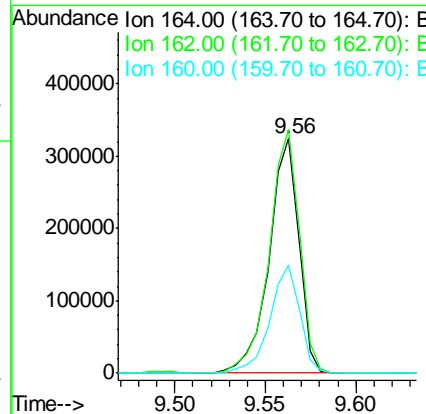
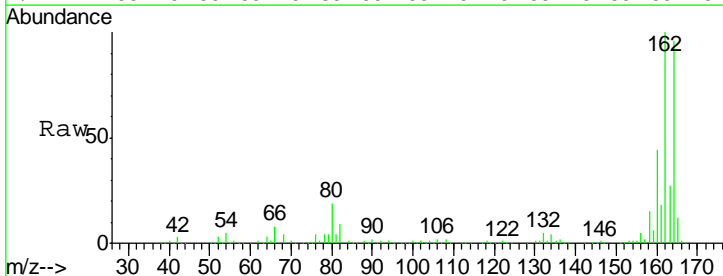
Instrument :
 BNA_F
ClientSampled :
 TP-2(10-10.5)MSD

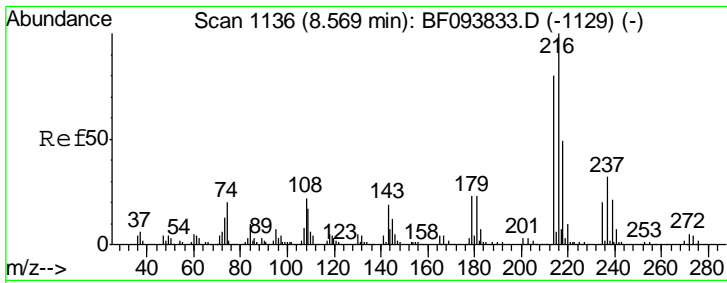
Tgt Ion	Resp	Lower	Upper
142	1313482		
141	89.4	71.3	106.9
115	32.7	27.1	40.7



#38
 Acenaphthene-d10
 Concen: 20.00 ng
 RT: 9.56 min Scan# 1305
 Delta R.T. -0.04 min
 Lab File: BF094080.D
 Acq: 31 Mar 2017 1:28

Tgt Ion	Resp	Lower	Upper
164	369514		
162	104.0	82.6	123.8
160	45.9	36.2	54.2

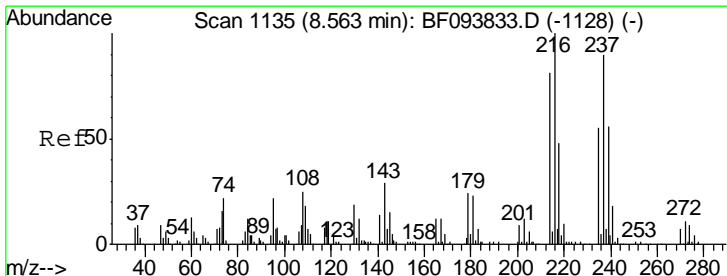
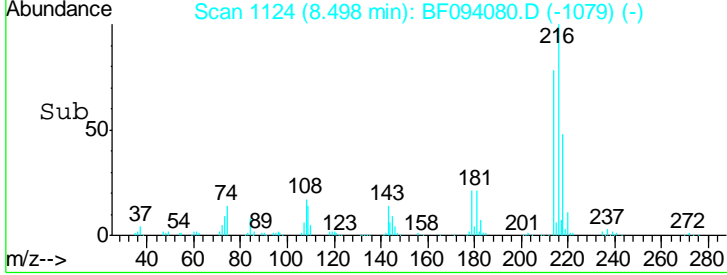
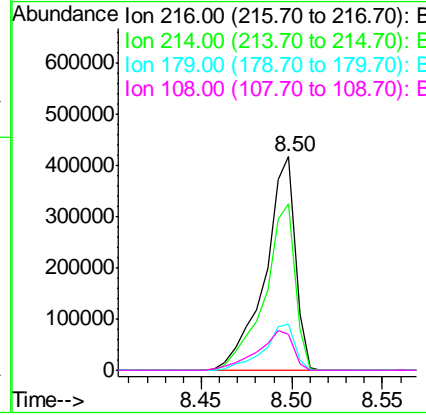
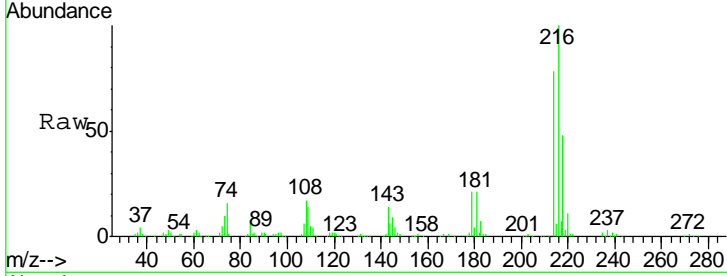




#39
 1,2,4,5-Tetrachlorobenzene
 Concen: 47.71 ng
 RT: 8.50 min Scan# 1124
 Delta R.T. -0.04 min
 Lab File: BF094080.D
 Acq: 31 Mar 2017 1:28

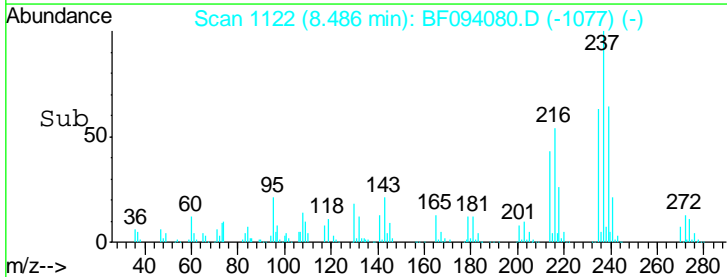
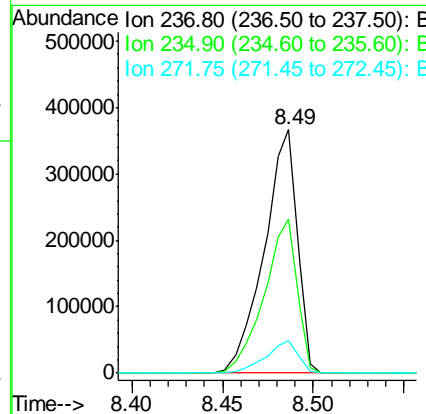
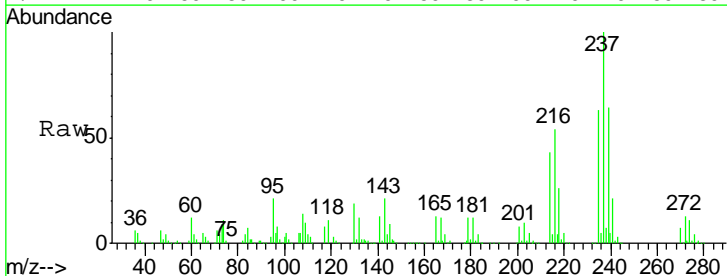
Instrument :
 BNA_F
 ClientSampleId :
 TP-2(10-10.5)MSD

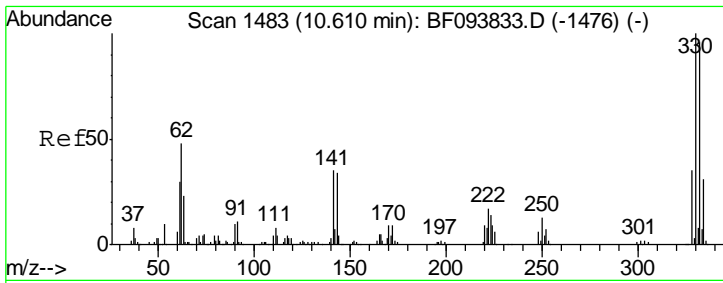
Tgt Ion	Resp	Lower	Upper
216	482243		
214	78.5	63.4	95.2
179	21.9	17.9	26.9
108	22.0	16.5	24.7



#40
 Hexachlorocyclopentadiene
 Concen: 98.14 ng
 RT: 8.49 min Scan# 1122
 Delta R.T. -0.04 min
 Lab File: BF094080.D
 Acq: 31 Mar 2017 1:28

Tgt Ion	Resp	Lower	Upper
237	464228		
235	63.4	42.6	82.6
272	13.2	0.0	31.9

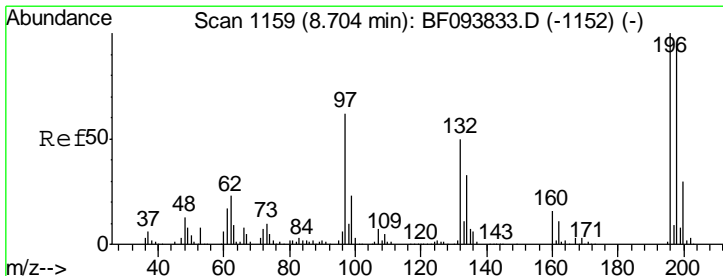
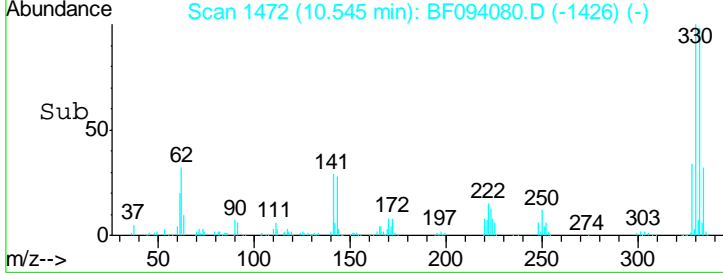
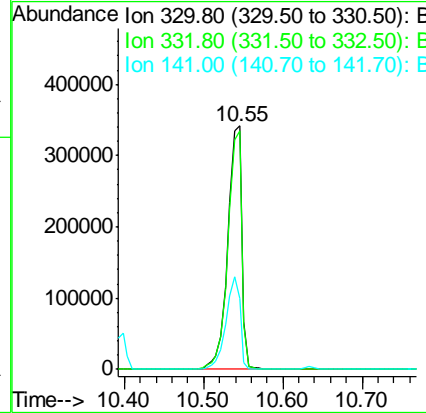
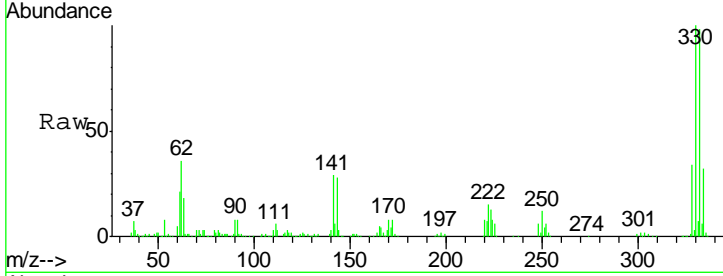




#41
 2,4,6-Tribromophenol
 Concen: 144.23 ng
 RT: 10.55 min Scan# 1472
 Delta R.T. -0.03 min
 Lab File: BF094080.D
 Acq: 31 Mar 2017 1:28

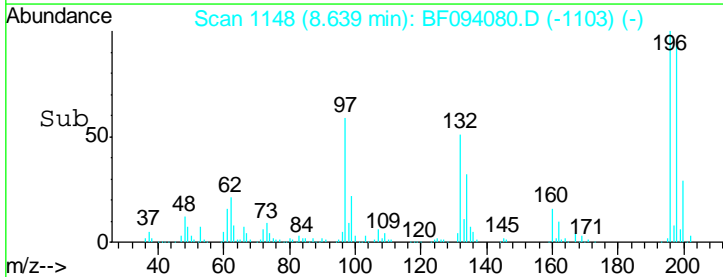
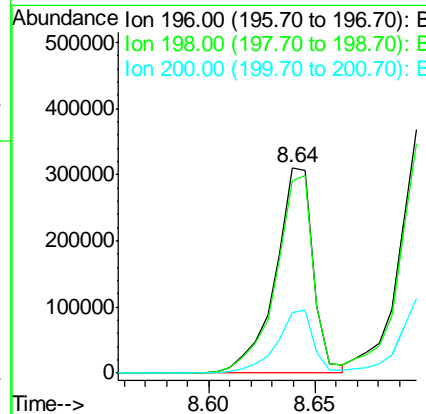
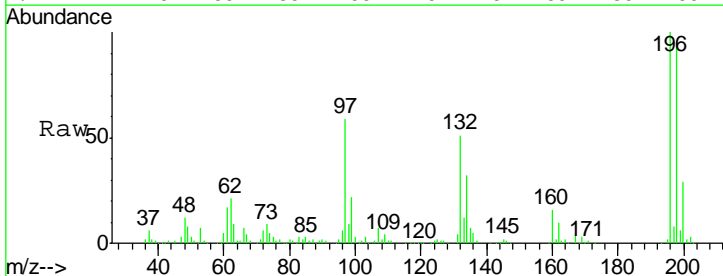
Instrument :
 BNA_F
 ClientSampleId :
 TP-2(10-10.5)MSD

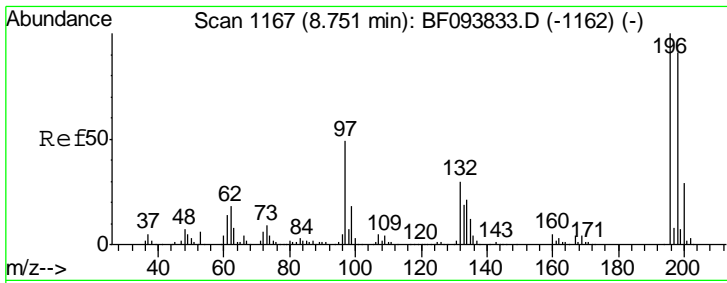
Tgt Ion	Resp	Lower	Upper
330	100		
332	96.4	76.6	115.0
141	38.4	31.4	47.2



#42
 2,4,6-Trichlorophenol
 Concen: 54.07 ng
 RT: 8.64 min Scan# 1148
 Delta R.T. -0.04 min
 Lab File: BF094080.D
 Acq: 31 Mar 2017 1:28

Tgt Ion	Resp	Lower	Upper
196	100		
198	93.9	74.2	111.4
200	29.4	24.0	36.0

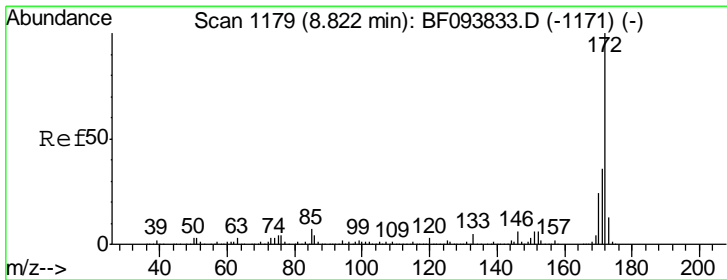
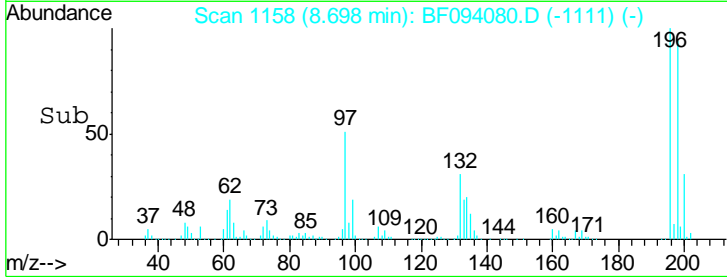
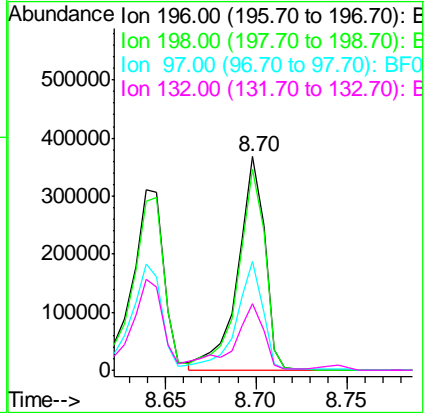
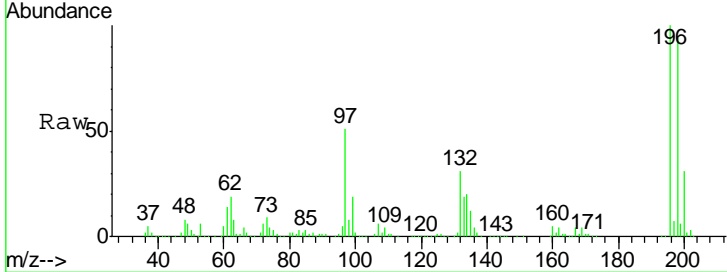




#43
 2,4,5-Trichlorophenol
 Concen: 49.32 ng
 RT: 8.70 min Scan# 1158
 Delta R.T. -0.02 min
 Lab File: BF094080.D
 Acq: 31 Mar 2017 1:28

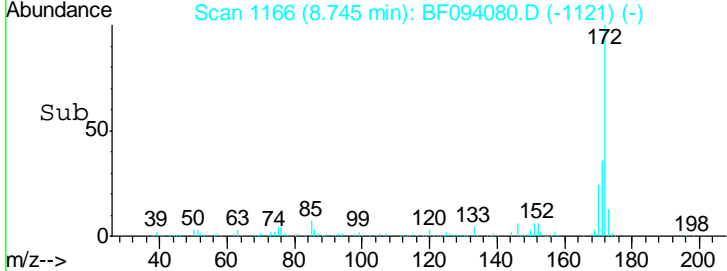
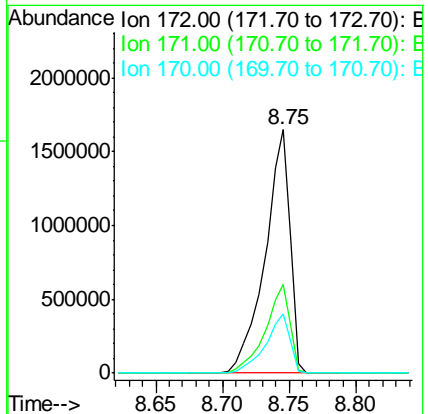
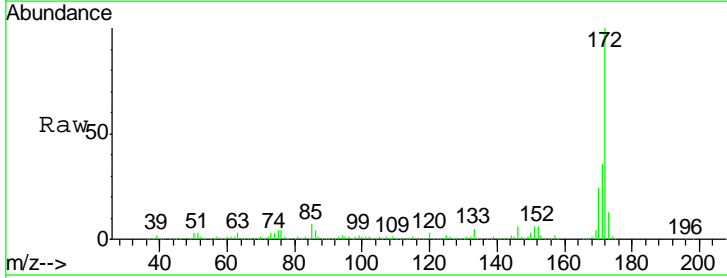
Instrument :
 BNA_F
ClientSampled :
 TP-2(10-10.5)MSD

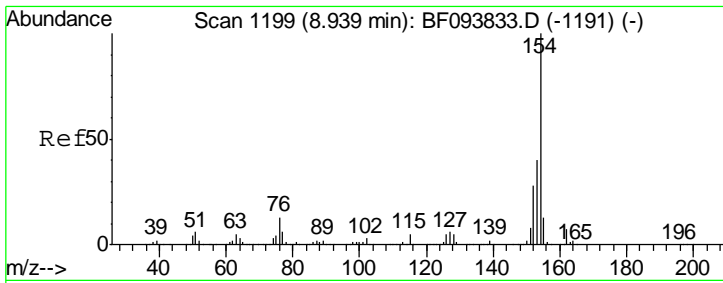
Tgt Ion	Resp	Lower	Upper
196	381658		
198	94.2	75.7	113.5
97	51.0	47.7	71.5
132	31.4	28.0	42.0



#44
 2-Fluorobiphenyl
 Concen: 87.92 ng
 RT: 8.75 min Scan# 1166
 Delta R.T. -0.04 min
 Lab File: BF094080.D
 Acq: 31 Mar 2017 1:28

Tgt Ion	Resp	Lower	Upper
172	2130088		
171	36.4	29.6	44.4
170	24.2	19.8	29.8

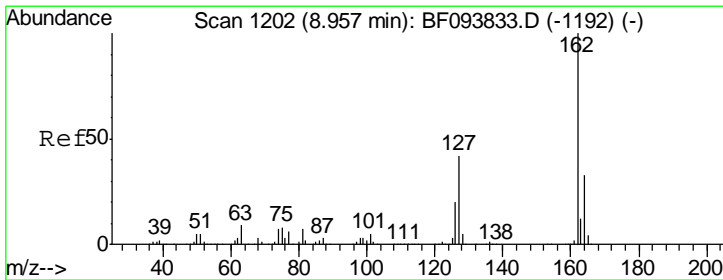
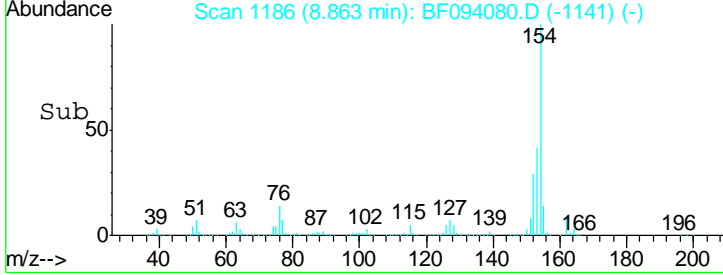
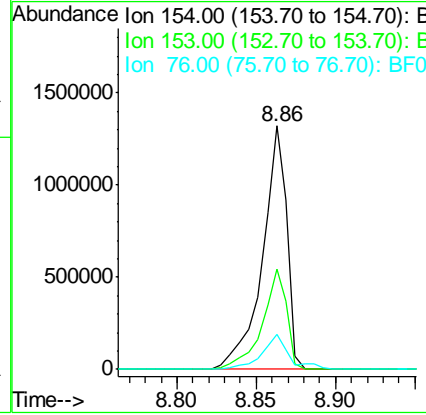
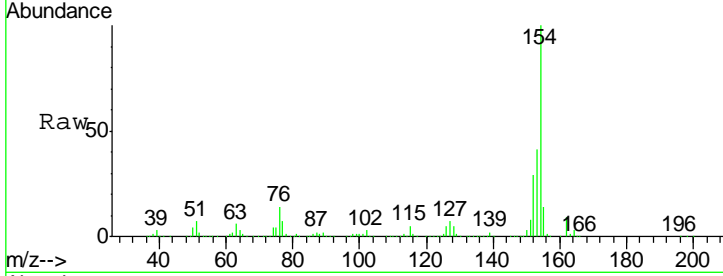




#45
 1,1'-Biphenyl
 Concen: 47.63 ng
 RT: 8.86 min Scan# 1186
 Delta R.T. -0.04 min
 Lab File: BF094080.D
 Acq: 31 Mar 2017 1:28

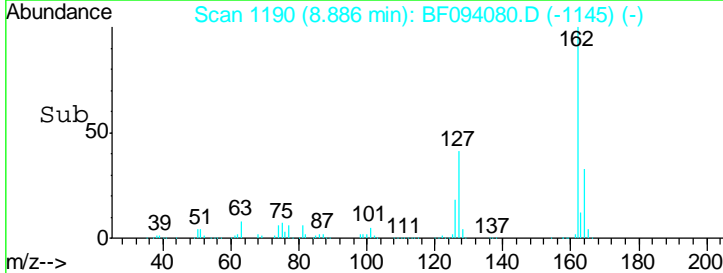
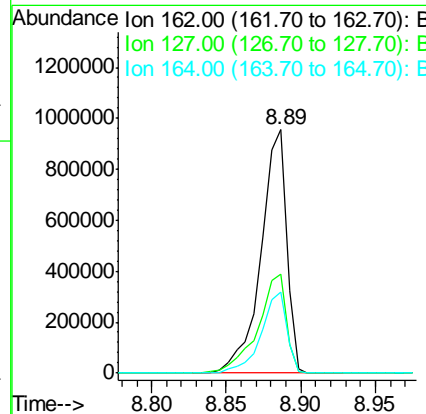
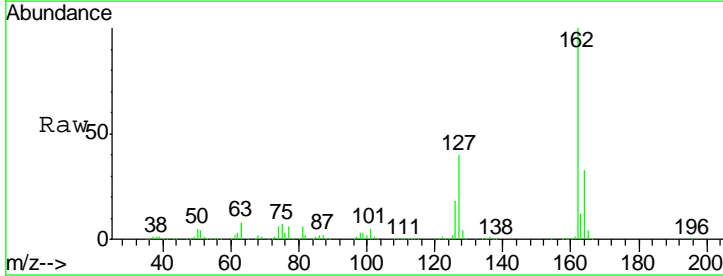
Instrument :
 BNA_F
ClientSampleId :
 TP-2(10-10.5)MSD

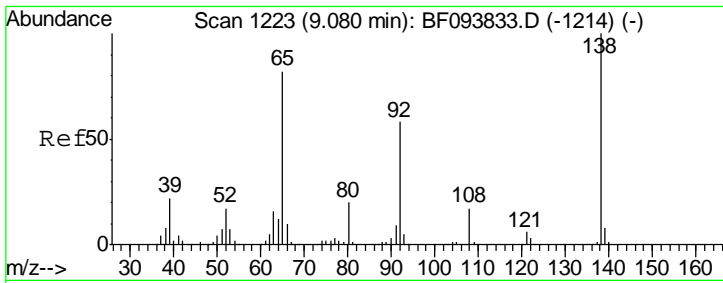
Tgt Ion	Resp	Lower	Upper
154	1419633		
153	41.4	21.2	61.2
76	14.3	0.0	29.9



#46
 2-Chloronaphthalene
 Concen: 48.57 ng
 RT: 8.89 min Scan# 1190
 Delta R.T. -0.04 min
 Lab File: BF094080.D
 Acq: 31 Mar 2017 1:28

Tgt Ion	Resp	Lower	Upper
162	1133233		
127	40.5	28.3	42.5
164	33.1	27.0	40.4

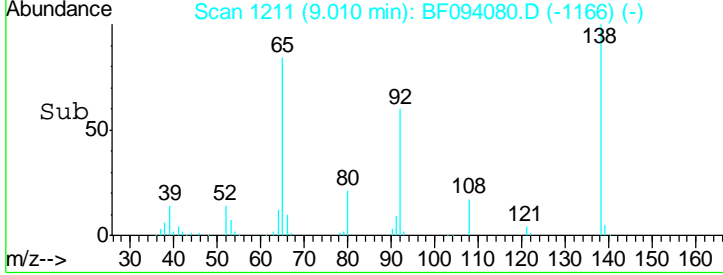
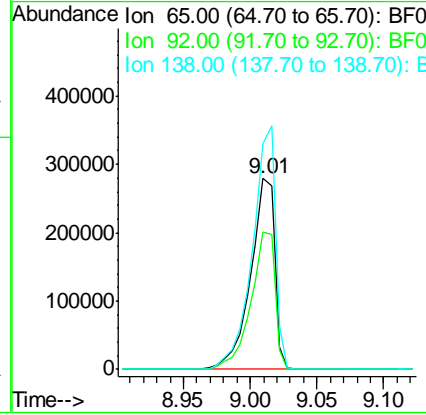
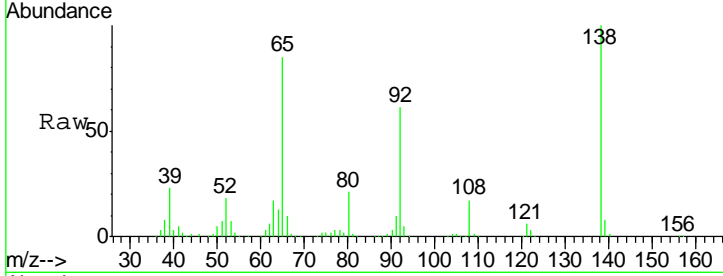




#47
 2-Nitroaniline
 Concen: 49.93 ng
 RT: 9.01 min Scan# 1211
 Delta R.T. -0.04 min
 Lab File: BF094080.D
 Acq: 31 Mar 2017 1:28

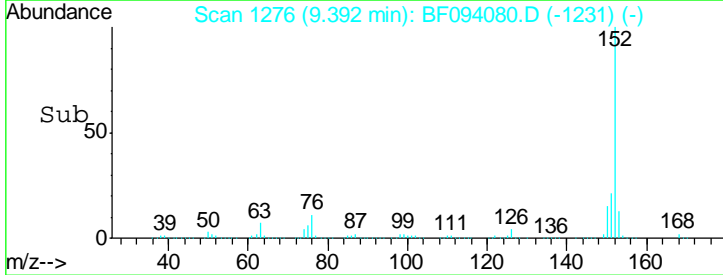
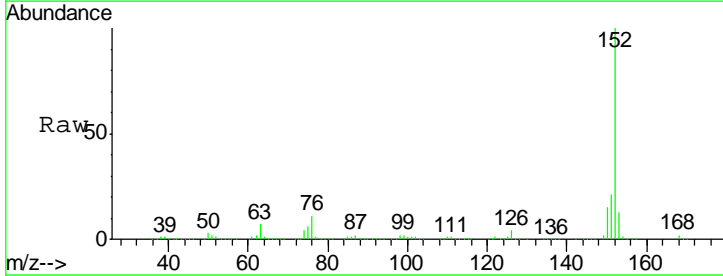
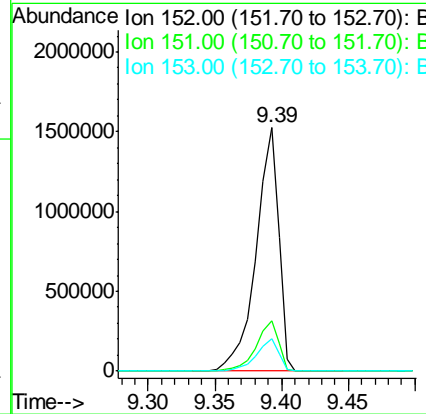
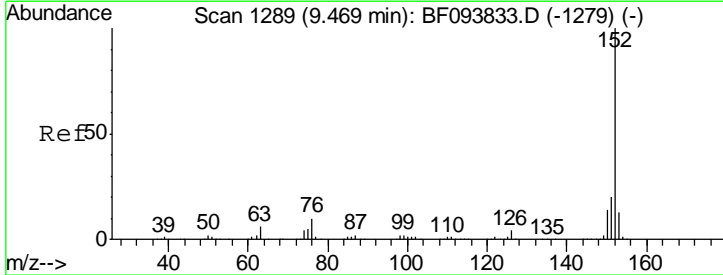
Instrument :
 BNA_F
 ClientSampleId :
 TP-2(10-10.5)MSD

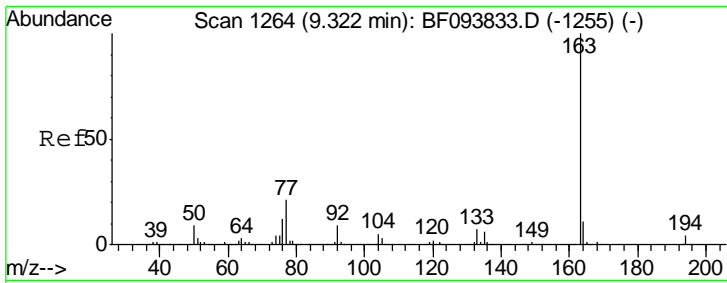
Tgt Ion	Resp	Lower	Upper
65	100		
92	72.3	53.9	80.9
138	118.0	78.8	118.2



#48
 Acenaphthylene
 Concen: 45.40 ng
 RT: 9.39 min Scan# 1276
 Delta R.T. -0.04 min
 Lab File: BF094080.D
 Acq: 31 Mar 2017 1:28

Tgt Ion	Resp	Lower	Upper
152	100		
151	20.7	16.8	25.2
153	13.3	10.8	16.2



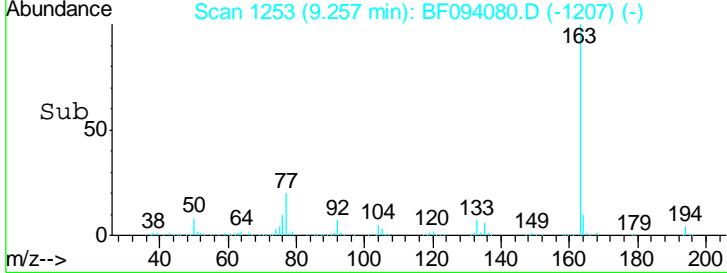
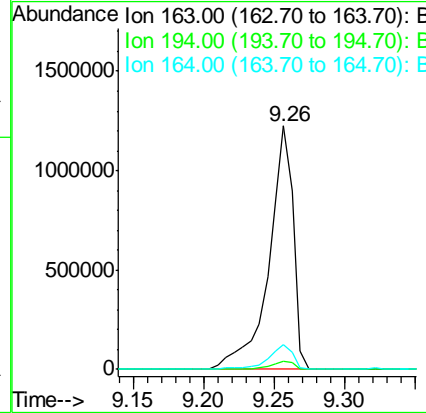
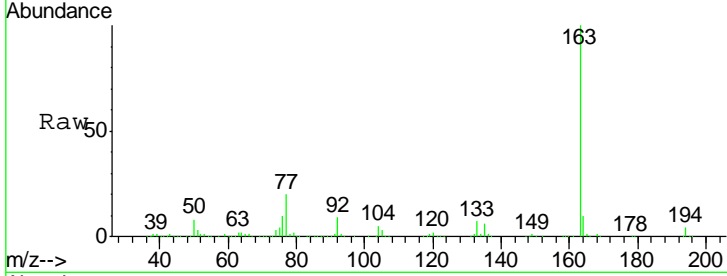


#49
 Dimethylphthalate
 Concen: 56.19 ng
 RT: 9.26 min Scan# 1253
 Delta R.T. -0.03 min
 Lab File: BF094080.D
 Acq: 31 Mar 2017 1:28

Instrument :
 BNA_F
ClientSampleId :
 TP-2(10-10.5)MSD

Tgt Ion:163 Resp: 1475883

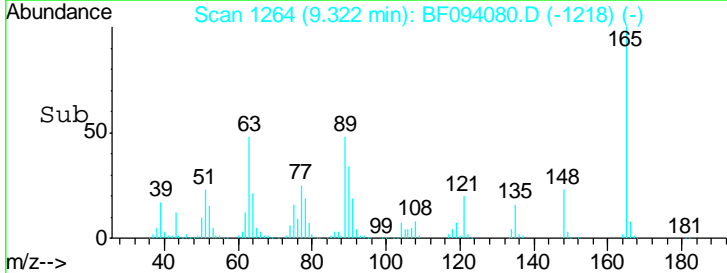
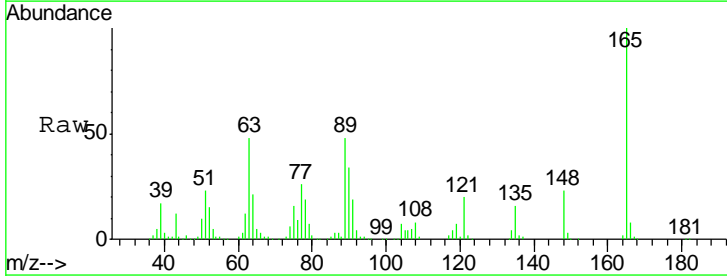
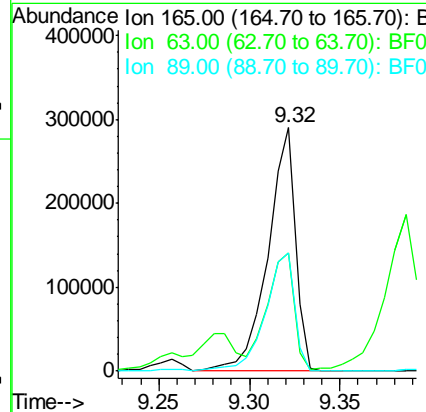
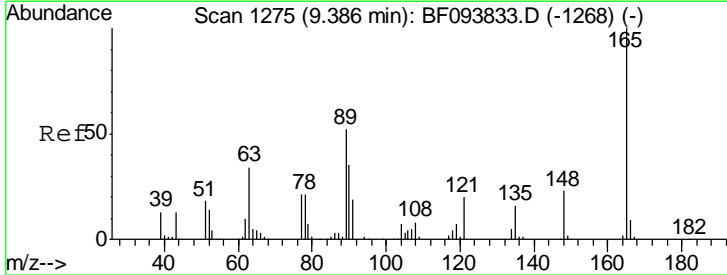
Ion	Ratio	Lower	Upper
163	100		
194	3.6	2.6	4.0
164	10.3	8.4	12.6

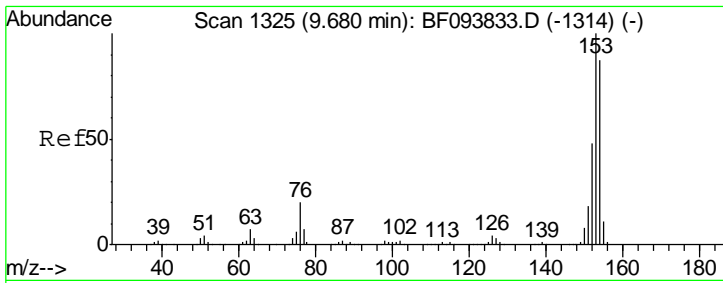


#50
 2,6-Dinitrotoluene
 Concen: 50.86 ng
 RT: 9.32 min Scan# 1264
 Delta R.T. -0.03 min
 Lab File: BF094080.D
 Acq: 31 Mar 2017 1:28

Tgt Ion:165 Resp: 306231

Ion	Ratio	Lower	Upper
165	100		
63	48.3	34.3	51.5
89	48.3	37.1	55.7



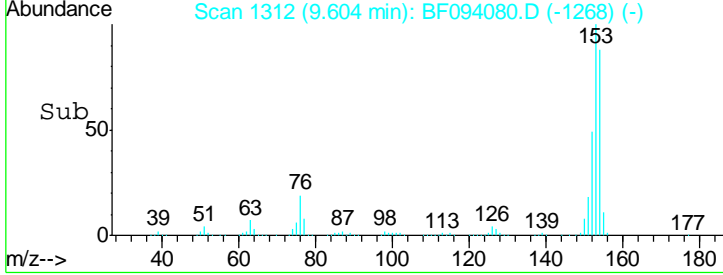
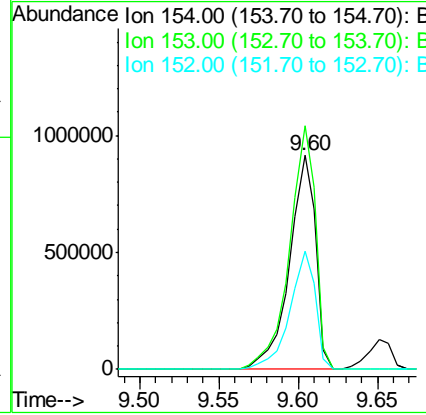
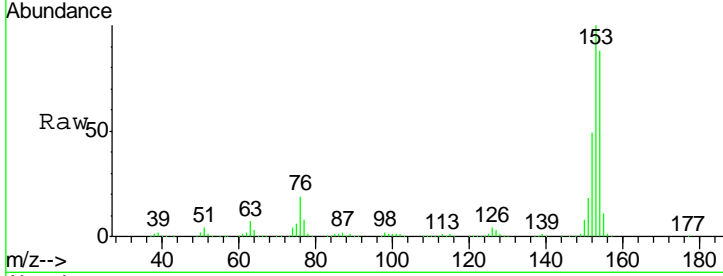


#51
 Acenaphthene
 Concen: 46.34 ng
 RT: 9.60 min Scan# 1312
 Delta R.T. -0.04 min
 Lab File: BF094080.D
 Acq: 31 Mar 2017 1:28

Instrument :
 BNA_F
ClientSampled :
 TP-2(10-10.5)MSD

Tgt Ion:154 Resp: 1048413

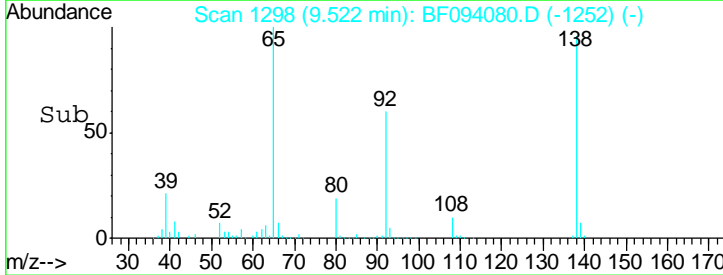
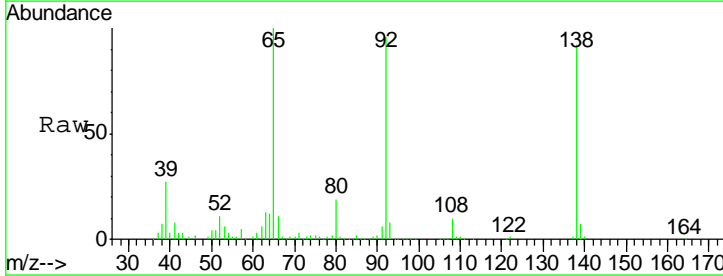
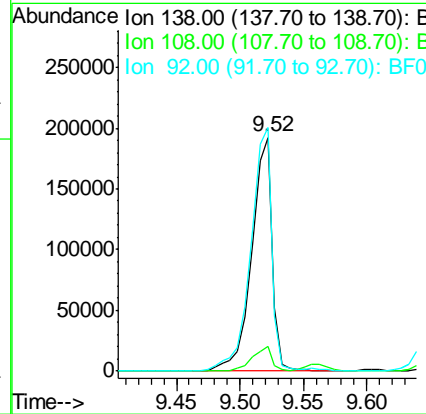
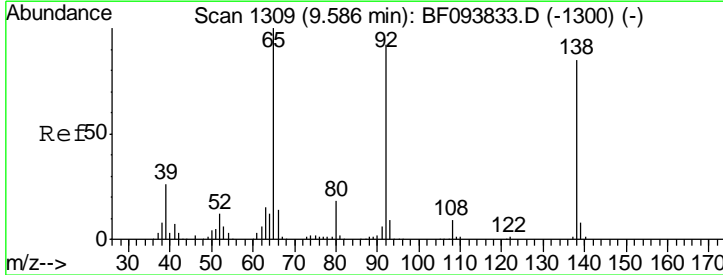
Ion	Ratio	Lower	Upper
154	100		
153	113.9	90.5	135.7
152	55.5	43.6	65.4

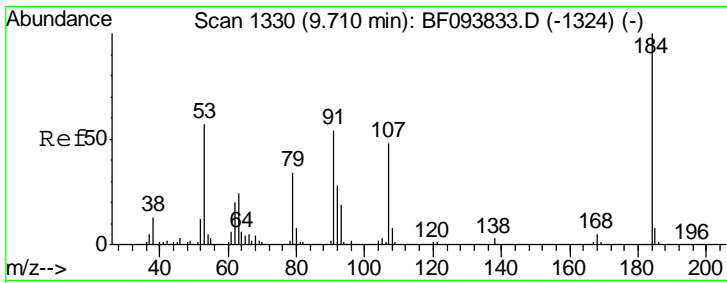


#52
 3-Nitroaniline
 Concen: 30.67 ng
 RT: 9.52 min Scan# 1298
 Delta R.T. -0.03 min
 Lab File: BF094080.D
 Acq: 31 Mar 2017 1:28

Tgt Ion:138 Resp: 216886

Ion	Ratio	Lower	Upper
138	100		
108	10.4	9.1	13.7
92	104.2	93.8	140.6

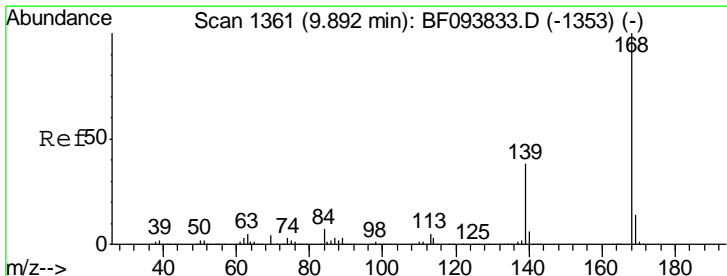
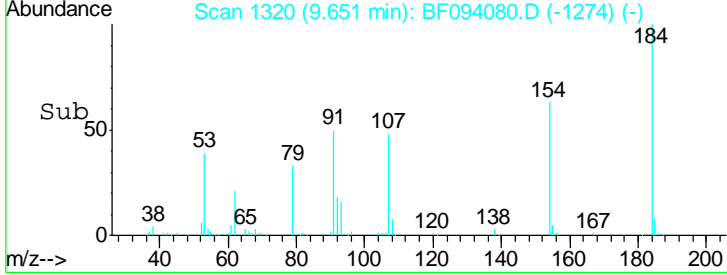
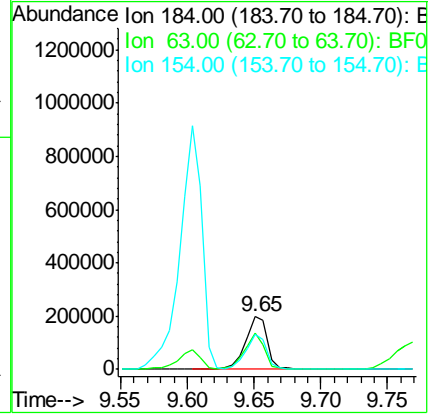
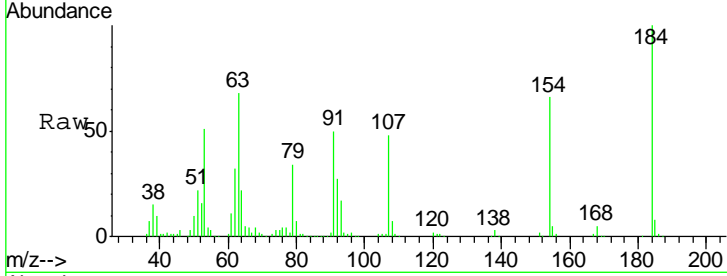




#53
 2,4-Dinitrophenol
 Concen: 70.80 ng
 RT: 9.65 min Scan# 1320
 Delta R.T. -0.03 min
 Lab File: BF094080.D
 Acq: 31 Mar 2017 1:28

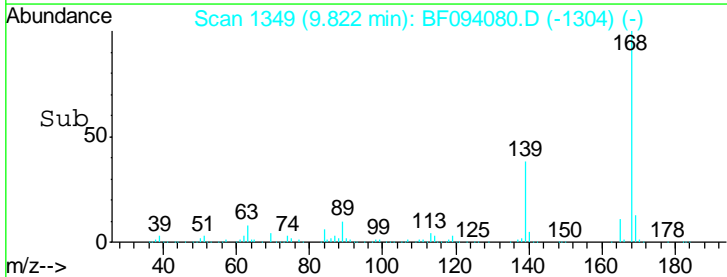
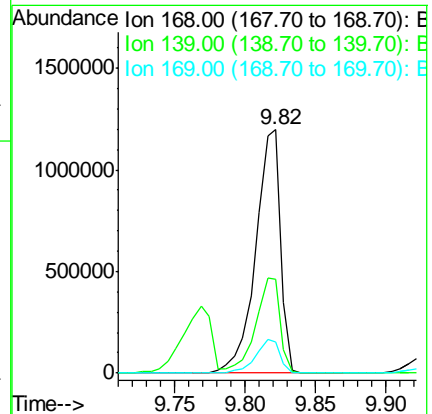
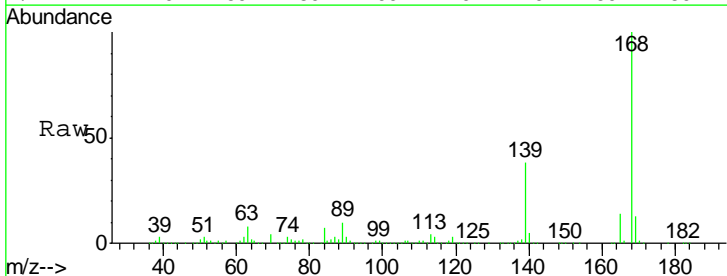
Instrument :
 BNA_F
ClientSampleId :
 TP-2(10-10.5)MSD

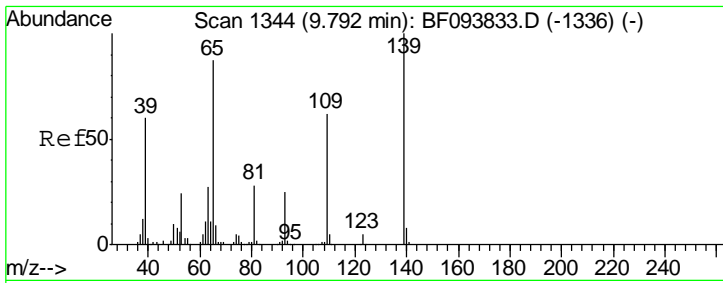
Tgt Ion	Resp	Lower	Upper
184	100		
63	68.0	62.7	94.1
154	65.7	81.1	121.7#



#54
 Dibenzofuran
 Concen: 48.26 ng
 RT: 9.82 min Scan# 1349
 Delta R.T. -0.04 min
 Lab File: BF094080.D
 Acq: 31 Mar 2017 1:28

Tgt Ion	Resp	Lower	Upper
168	100		
139	38.4	30.6	45.8
169	13.1	10.8	16.2

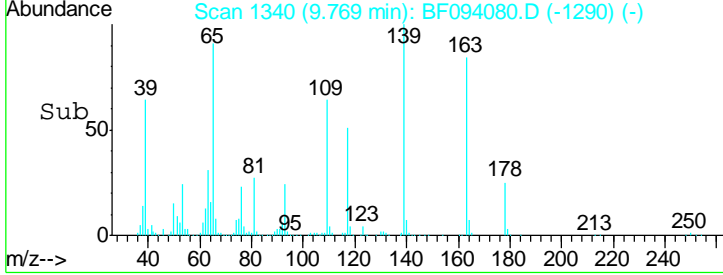
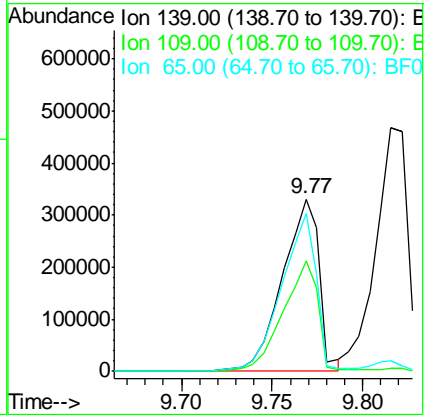
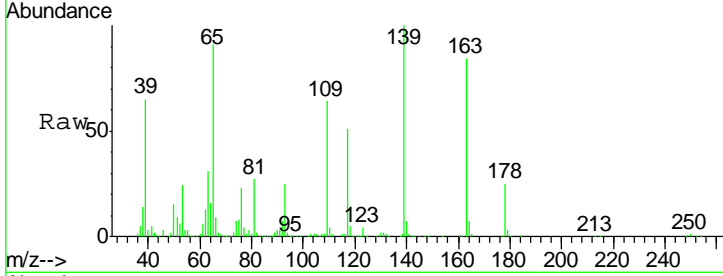




#55
 4-Nitrophenol
 Concen: 84.75 ng
 RT: 9.77 min Scan# 1340
 Delta R.T. -0.01 min
 Lab File: BF094080.D
 Acq: 31 Mar 2017 1:28

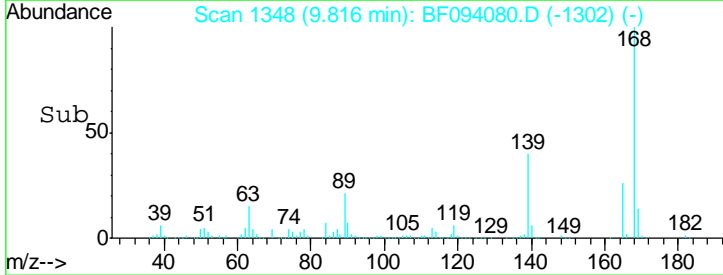
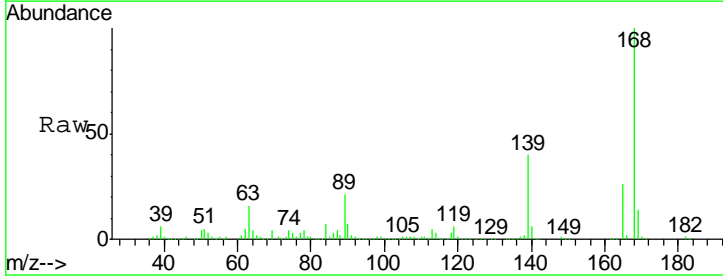
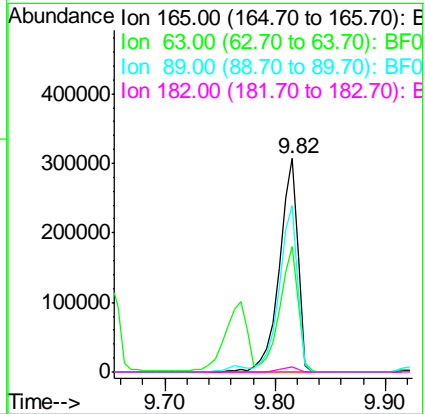
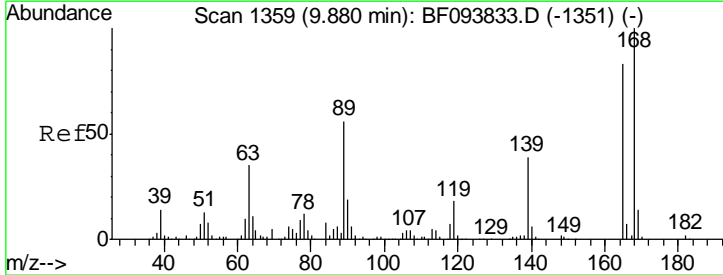
Instrument :
 BNA_F
ClientSampleId :
 TP-2(10-10.5)MSD

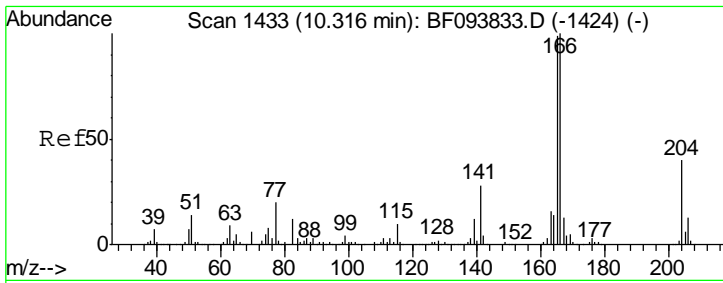
Tgt Ion	Resp	Lower	Upper
139	100		
109	63.8	34.1	74.1
65	91.3	31.4	71.4#



#56
 2,4-Dinitrotoluene
 Concen: 47.62 ng
 RT: 9.82 min Scan# 1348
 Delta R.T. -0.03 min
 Lab File: BF094080.D
 Acq: 31 Mar 2017 1:28

Tgt Ion	Resp	Lower	Upper
165	100		
63	58.8	25.4	38.0#
89	77.9	46.4	69.6#
182	2.3	1.8	2.6



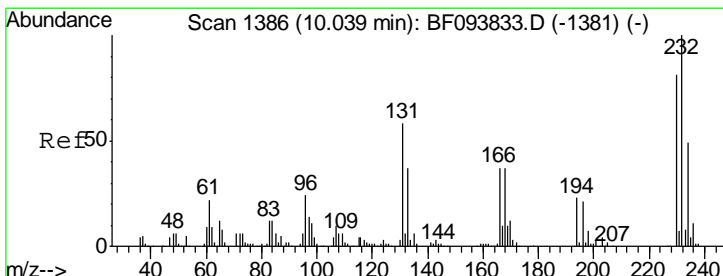
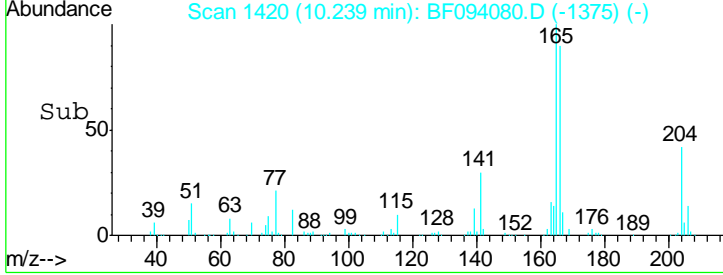
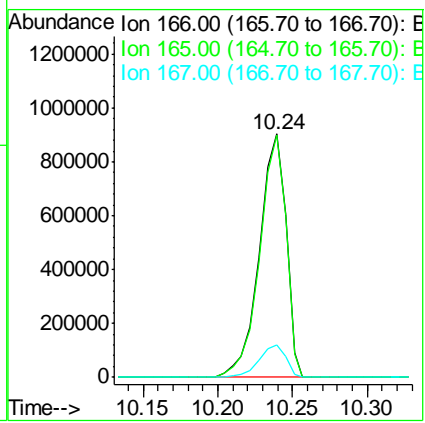
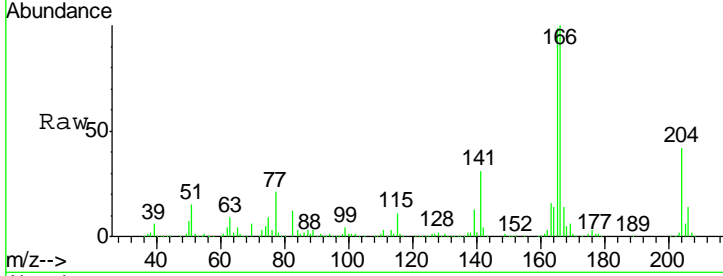


#57
 Fluorene
 Concen: 43.56 ng
 RT: 10.24 min Scan# 1420
 Delta R.T. -0.04 min
 Lab File: BF094080.D
 Acq: 31 Mar 2017 1:28

Instrument :
 BNA_F
 ClientSampleId :
 TP-2(10-10.5)MSD

Tgt Ion:166 Resp: 1112466

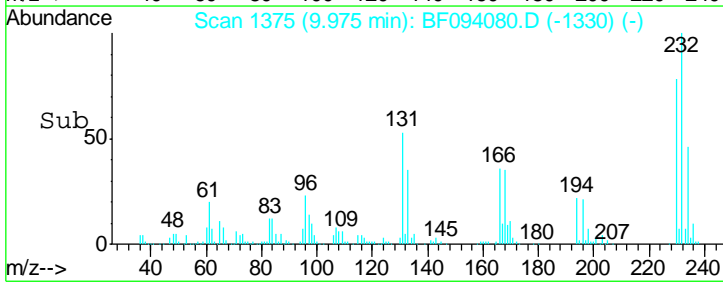
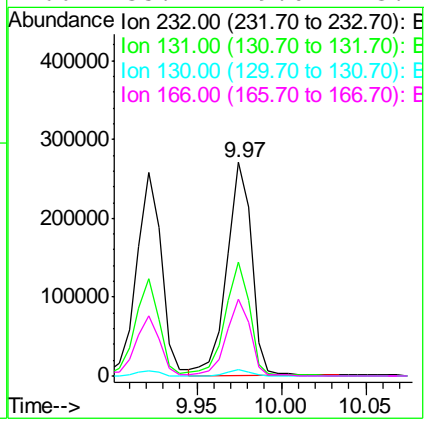
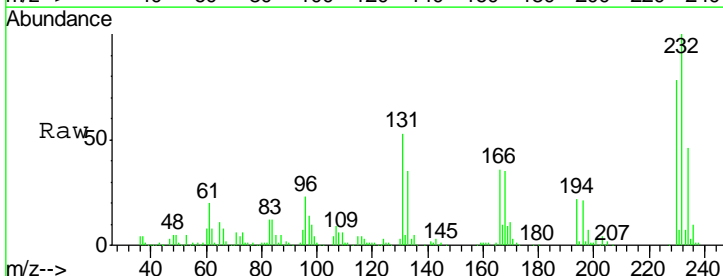
Ion	Ratio	Lower	Upper
166	100		
165	99.4	78.8	118.2
167	13.6	10.6	16.0

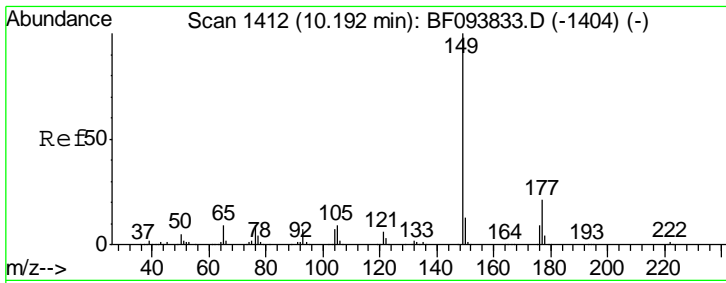


#58
 2,3,4,6-Tetrachlorophenol
 Concen: 51.66 ng
 RT: 9.97 min Scan# 1375
 Delta R.T. -0.04 min
 Lab File: BF094080.D
 Acq: 31 Mar 2017 1:28

Tgt Ion:232 Resp: 274292

Ion	Ratio	Lower	Upper
232	100		
131	53.7	44.8	67.2
130	2.8	2.3	3.5
166	35.1	29.0	43.4

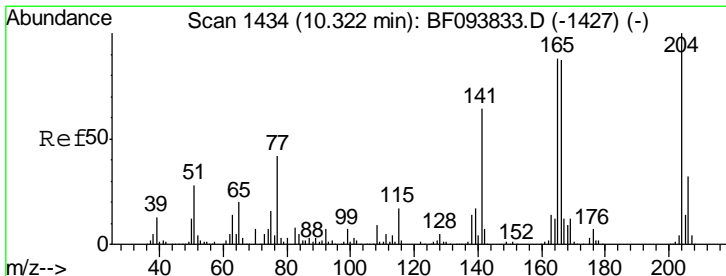
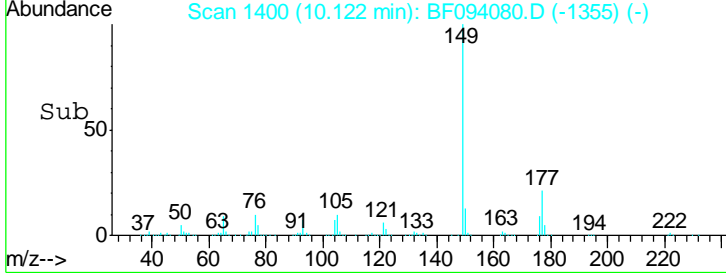
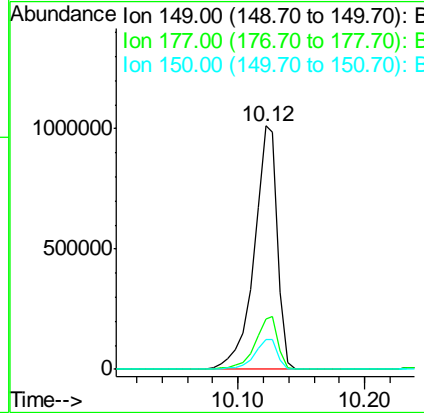
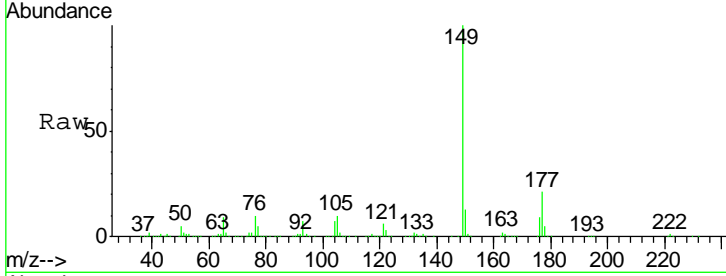




#59
 Diethylphthalate
 Concen: 49.88 ng
 RT: 10.12 min Scan# 1400
 Delta R.T. -0.04 min
 Lab File: BF094080.D
 Acq: 31 Mar 2017 1:28

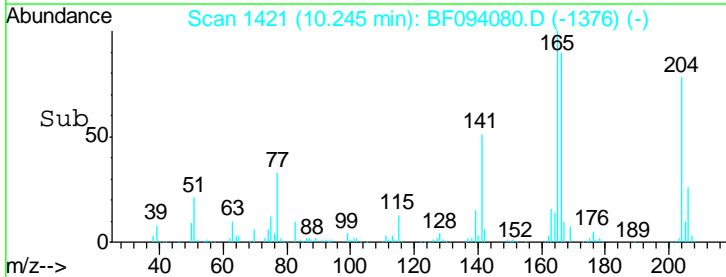
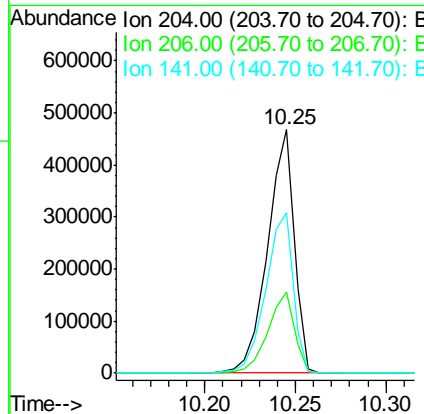
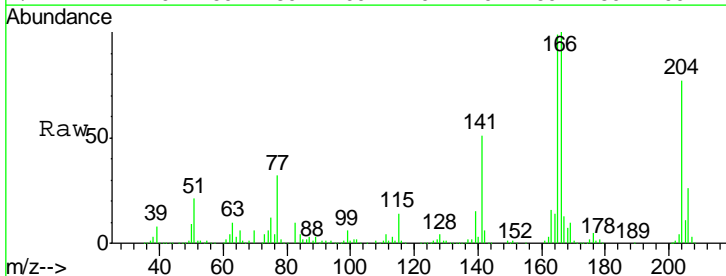
Instrument :
 BNA_F
 ClientSampled :
 TP-2(10-10.5)MSD

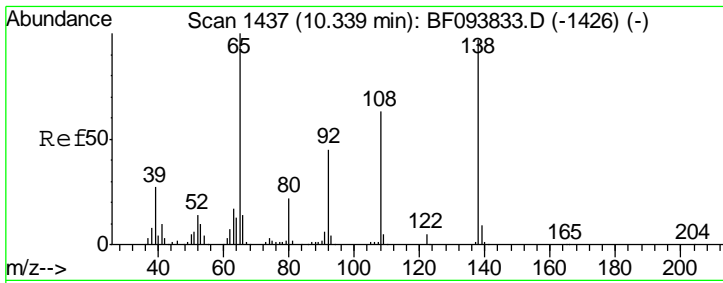
Tgt Ion	Resp	Lower	Upper
149	1294822		
177	20.9	16.7	25.1
150	12.5	10.2	15.2



#60
 4-Chlorophenyl-phenylether
 Concen: 43.87 ng
 RT: 10.25 min Scan# 1421
 Delta R.T. -0.04 min
 Lab File: BF094080.D
 Acq: 31 Mar 2017 1:28

Tgt Ion	Resp	Lower	Upper
204	477373		
206	33.3	26.2	39.2
141	65.8	60.8	91.2

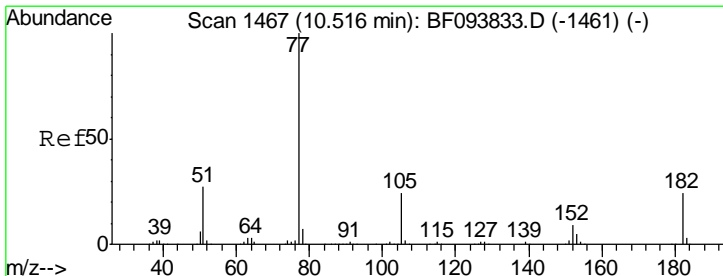
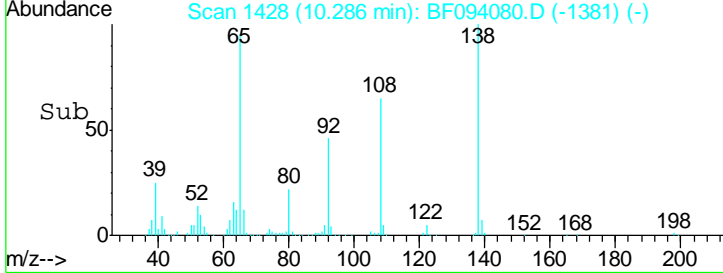
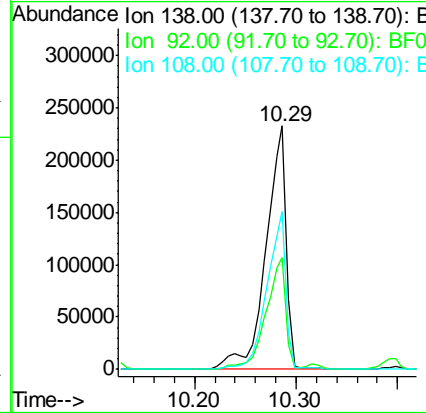
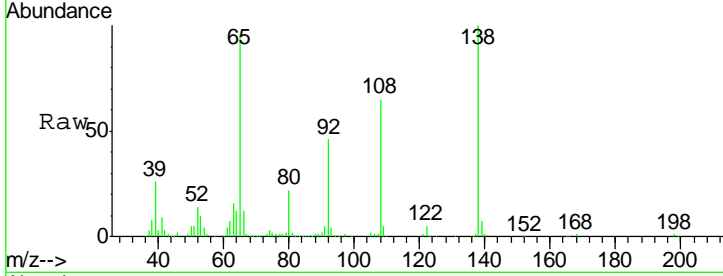




#61
 4-Nitroaniline
 Concen: 47.54 ng
 RT: 10.29 min Scan# 1428
 Delta R.T. -0.02 min
 Lab File: BF094080.D
 Acq: 31 Mar 2017 1:28

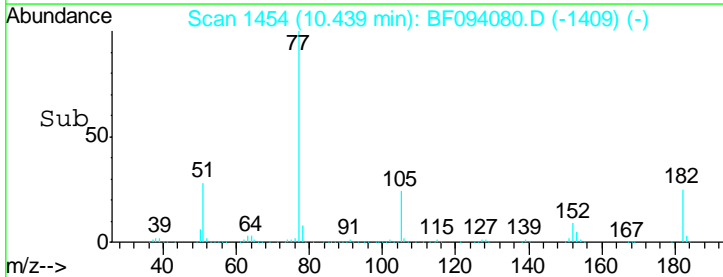
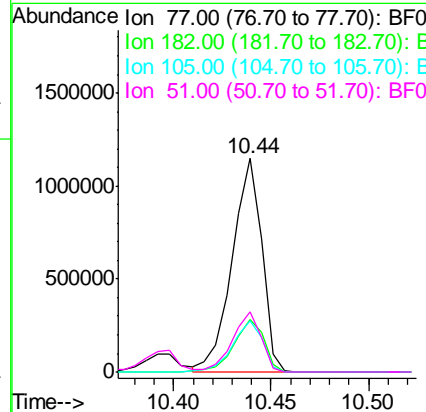
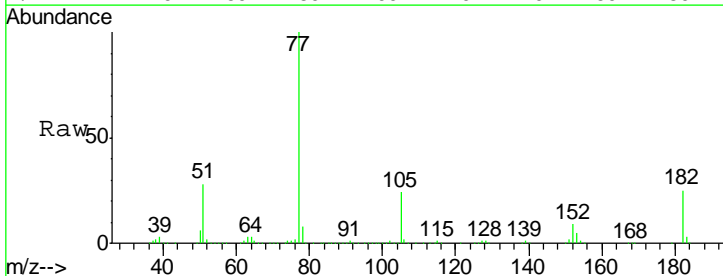
Instrument :
 BNA_F
 ClientSampleId :
 TP-2(10-10.5)MSD

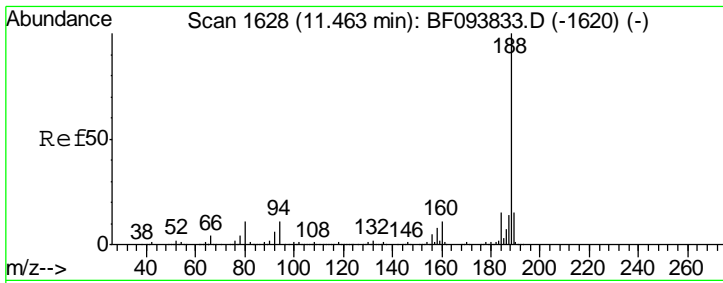
Tgt Ion	Resp	Lower	Upper
138	322548		
92	45.8	21.8	61.8
108	64.8	42.3	82.3



#62
 Azobenzene
 Concen: 49.41 ng
 RT: 10.44 min Scan# 1454
 Delta R.T. -0.04 min
 Lab File: BF094080.D
 Acq: 31 Mar 2017 1:28

Tgt Ion	Resp	Lower	Upper
77	1213323		
182	24.6	0.1	40.1
105	23.8	3.6	43.6
51	28.1	9.4	49.4

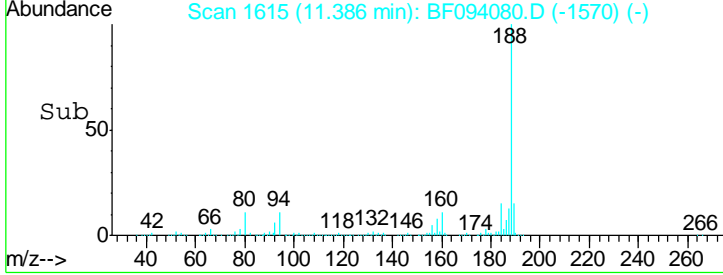
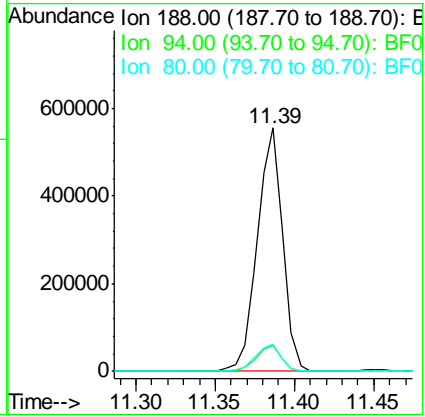
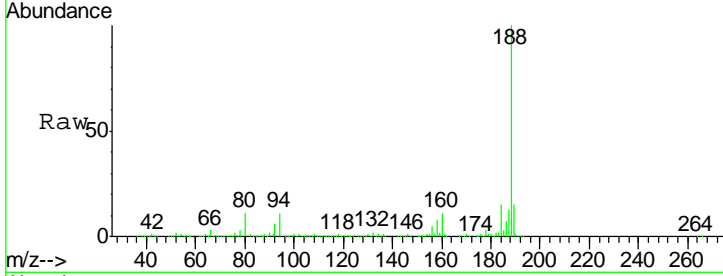




#63
 Phenanthrene-d10
 Concen: 20.00 ng
 RT: 11.39 min Scan# 1615
 Delta R.T. -0.04 min
 Lab File: BF094080.D
 Acq: 31 Mar 2017 1:28

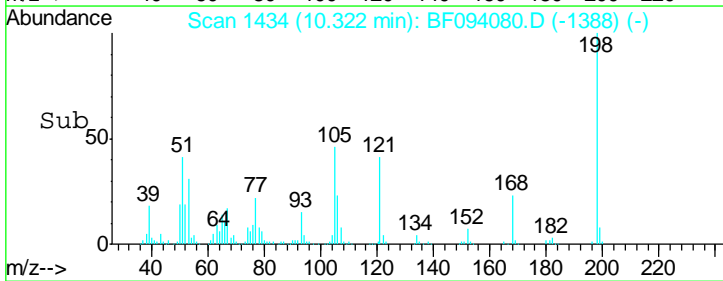
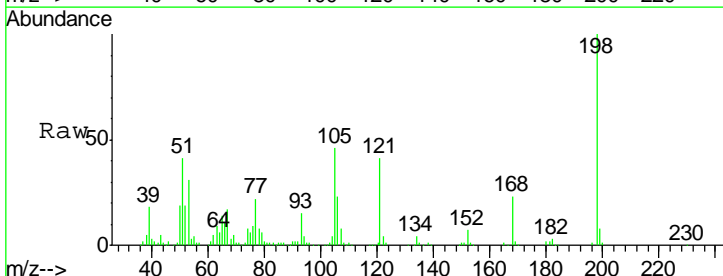
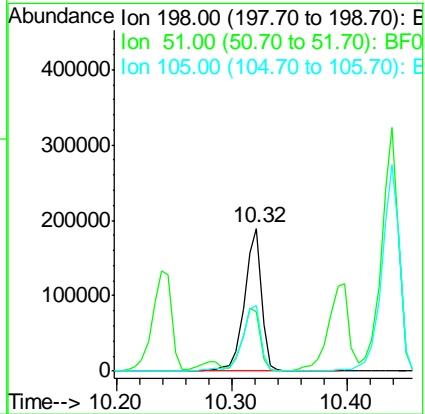
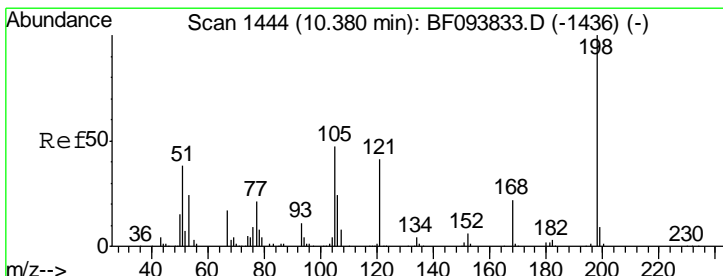
Instrument :
 BNA_F
ClientSampleId :
 TP-2(10-10.5)MSD

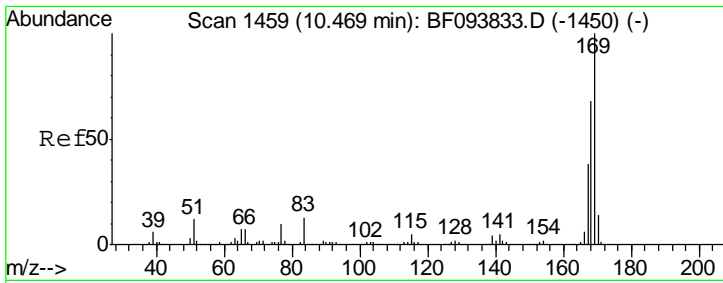
Tgt Ion	Resp	Lower	Upper
188	100		
94	10.7	9.4	14.2
80	11.2	10.2	15.2



#64
 4,6-Dinitro-2-methylphenol
 Concen: 51.13 ng
 RT: 10.32 min Scan# 1434
 Delta R.T. -0.03 min
 Lab File: BF094080.D
 Acq: 31 Mar 2017 1:28

Tgt Ion	Resp	Lower	Upper
198	100		
51	41.3	53.2	93.2#
105	46.4	45.8	85.8



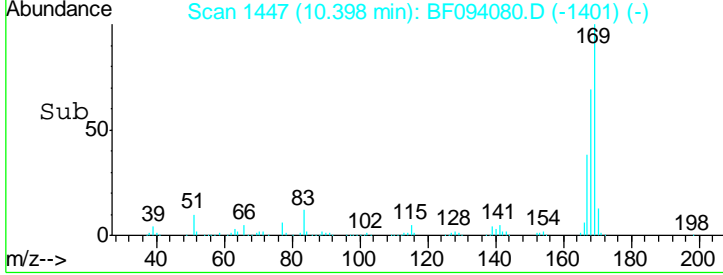
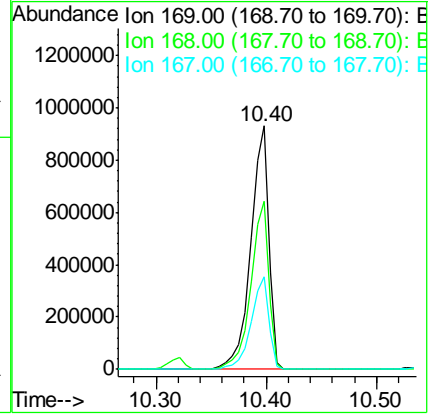
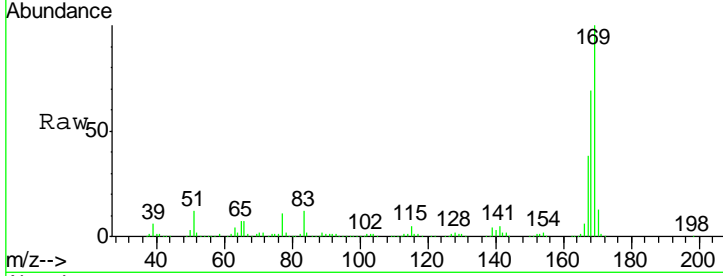


#65
 n-Nitrosodiphenylamine
 Concen: 50.02 ng
 RT: 10.40 min Scan# 1447
 Delta R.T. -0.03 min
 Lab File: BF094080.D
 Acq: 31 Mar 2017 1:28

Instrument :
 BNA_F
ClientSampleId :
 TP-2(10-10.5)MSD

Tgt Ion:169 Resp: 1071608

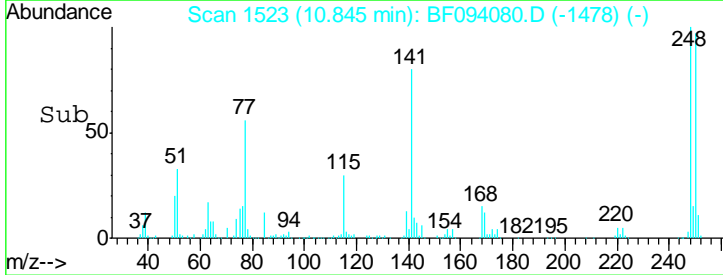
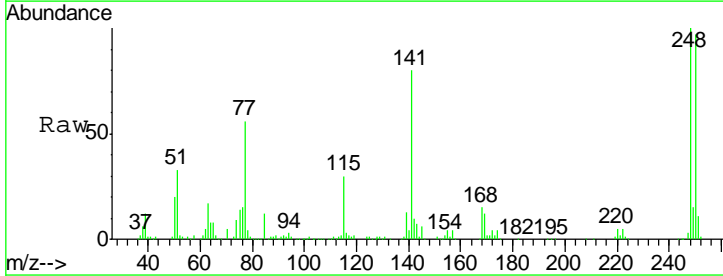
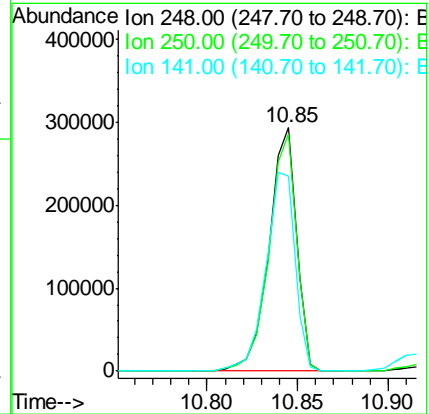
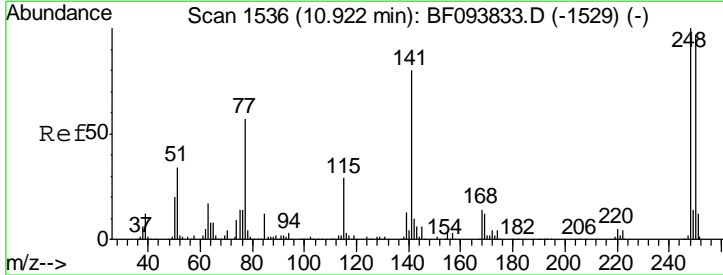
Ion	Ratio	Lower	Upper
169	100		
168	68.9	53.2	79.8
167	37.9	29.5	44.3

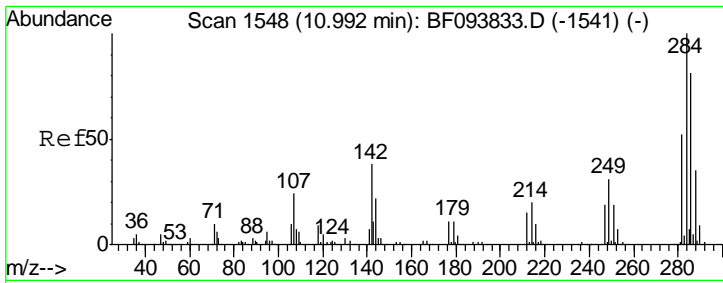


#66
 4-Bromophenyl-phenylether
 Concen: 51.03 ng
 RT: 10.85 min Scan# 1523
 Delta R.T. -0.04 min
 Lab File: BF094080.D
 Acq: 31 Mar 2017 1:28

Tgt Ion:248 Resp: 310967

Ion	Ratio	Lower	Upper
248	100		
250	97.4	76.8	115.2
141	80.3	68.6	103.0

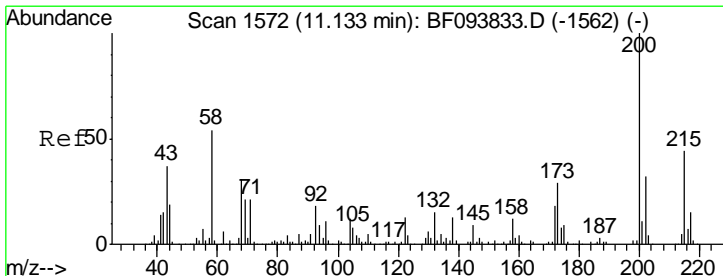
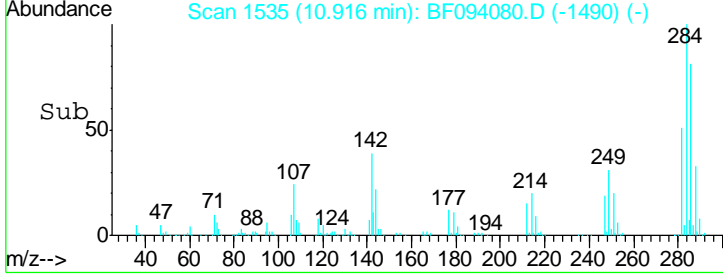
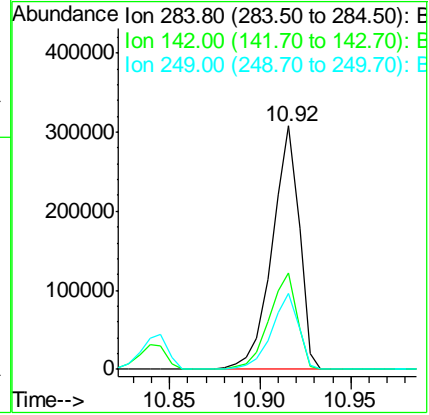
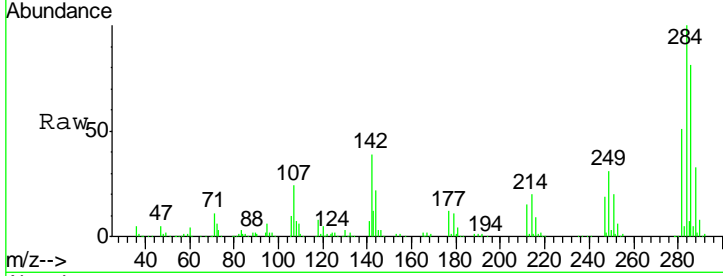




#67
 Hexachlorobenzene
 Concen: 51.84 ng
 RT: 10.92 min Scan# 1535
 Delta R.T. -0.04 min
 Lab File: BF094080.D
 Acq: 31 Mar 2017 1:28

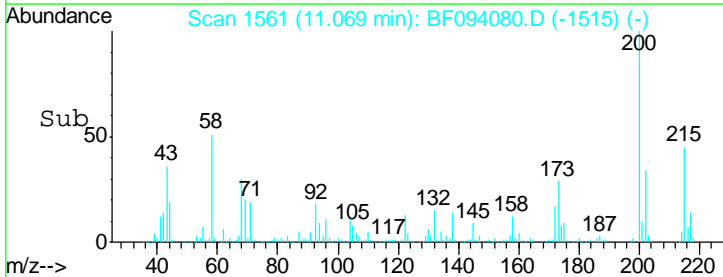
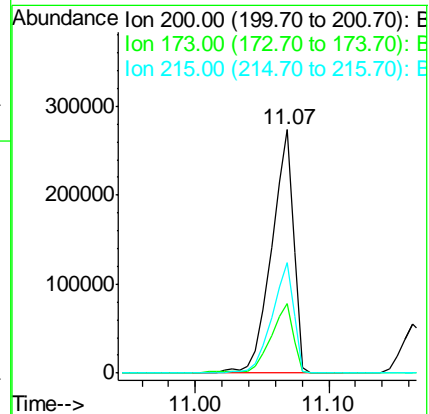
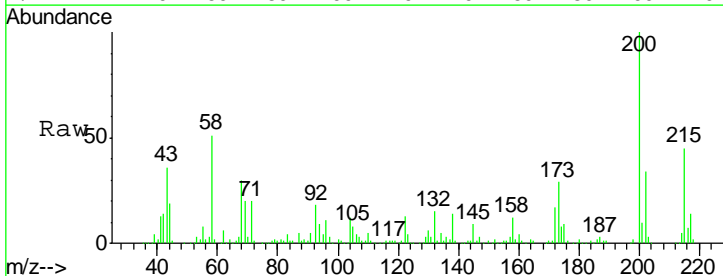
Instrument : BNA_F
 ClientSampleId : TP-2(10-10.5)MSD

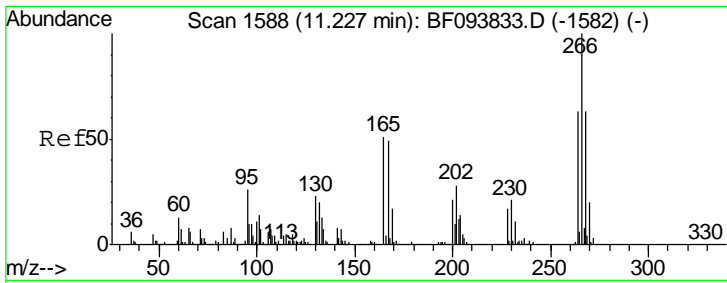
Tgt Ion	Resp	Lower	Upper
284	319776		
142	39.5	22.8	34.2#
249	31.1	24.0	36.0



#68
 Atrazine
 Concen: 48.97 ng
 RT: 11.07 min Scan# 1561
 Delta R.T. -0.03 min
 Lab File: BF094080.D
 Acq: 31 Mar 2017 1:28

Tgt Ion	Resp	Lower	Upper
200	314273		
173	28.7	6.3	46.3
215	45.3	27.2	67.2

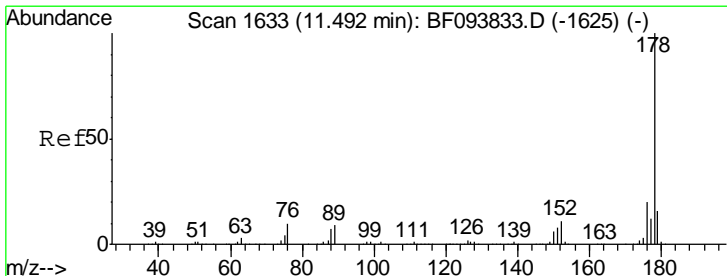
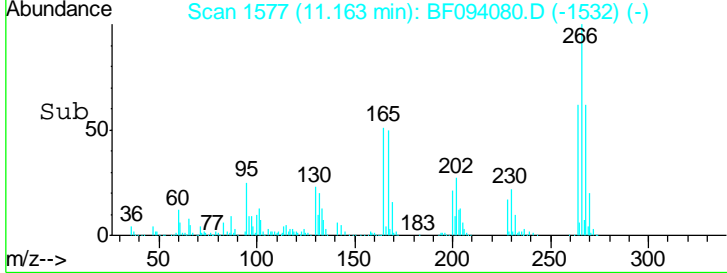
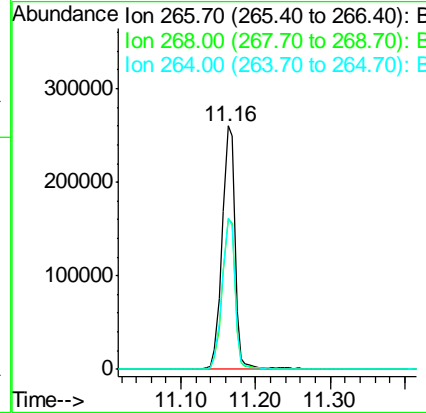
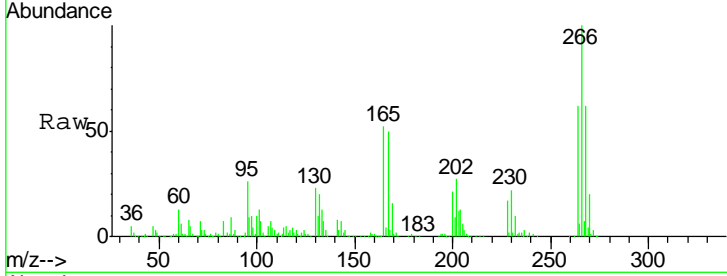




#69
 Pentachlorophenol
 Concen: 81.86 ng
 RT: 11.16 min Scan# 1577
 Delta R.T. -0.04 min
 Lab File: BF094080.D
 Acq: 31 Mar 2017 1:28

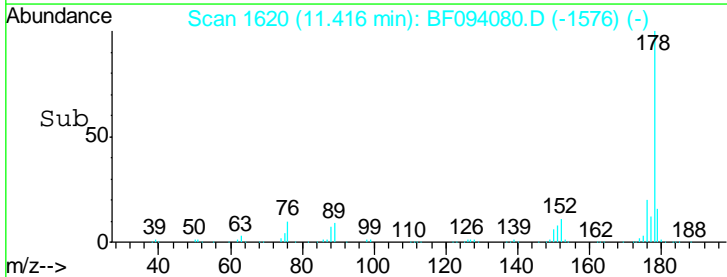
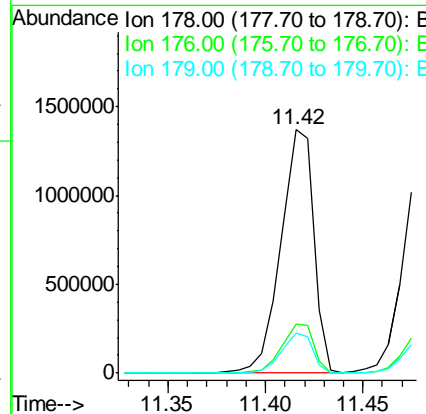
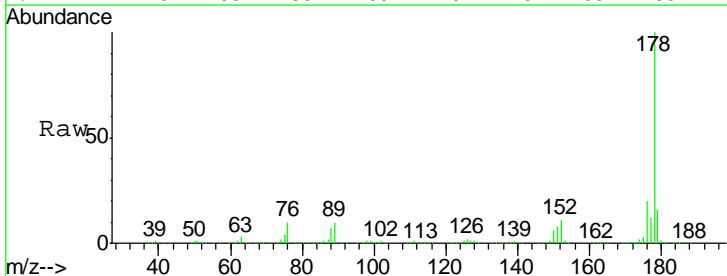
Instrument :
 BNA_F
 ClientSampleId :
 TP-2(10-10.5)MSD

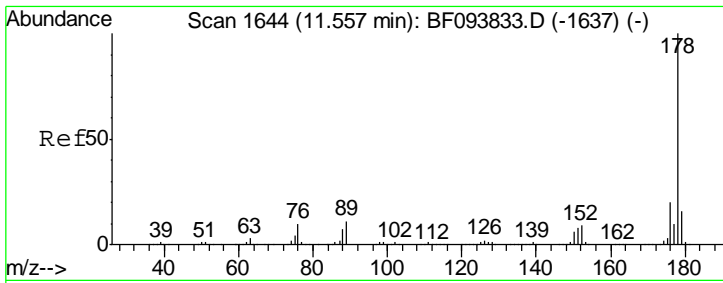
Tgt Ion	Resp	Lower	Upper
266	100		
268	61.9	51.1	76.7
264	62.3	51.7	77.5



#70
 Phenanthrene
 Concen: 46.58 ng
 RT: 11.42 min Scan# 1620
 Delta R.T. -0.04 min
 Lab File: BF094080.D
 Acq: 31 Mar 2017 1:28

Tgt Ion	Resp	Lower	Upper
178	100		
176	20.0	16.2	24.4
179	16.3	12.6	19.0



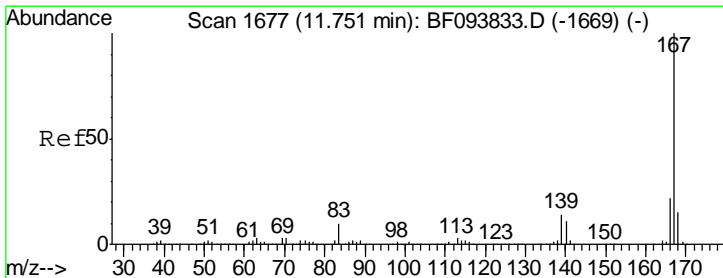
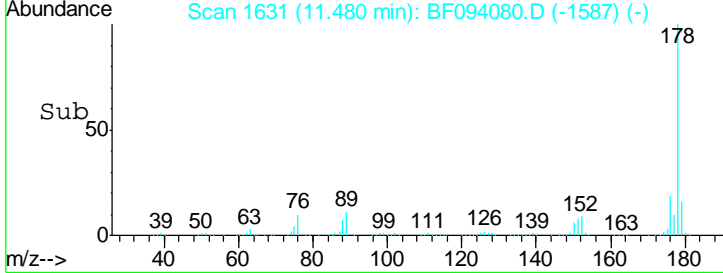
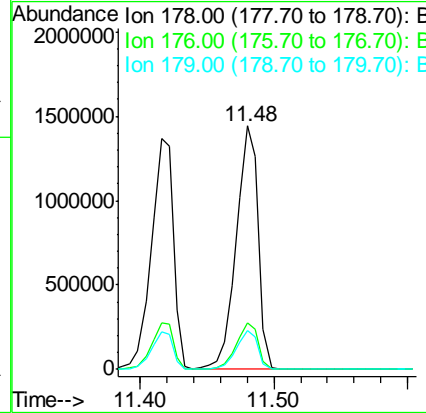
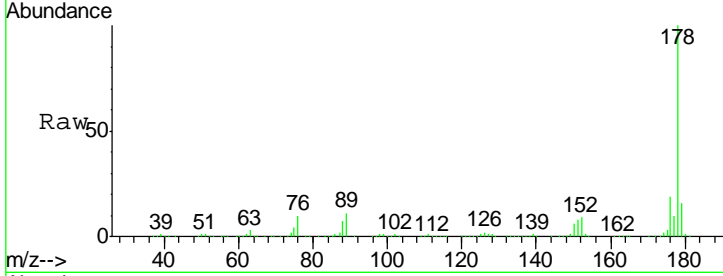


#71
 Anthracene
 Concen: 47.01 ng
 RT: 11.48 min Scan# 1631
 Delta R.T. -0.04 min
 Lab File: BF094080.D
 Acq: 31 Mar 2017 1:28

Instrument :
 BNA_F
 ClientSampleId :
 TP-2(10-10.5)MSD

Tgt Ion: 178 Resp: 1668068

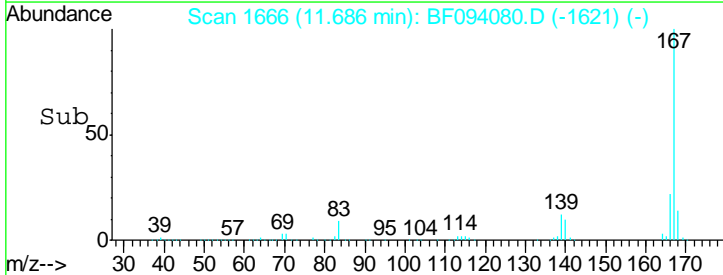
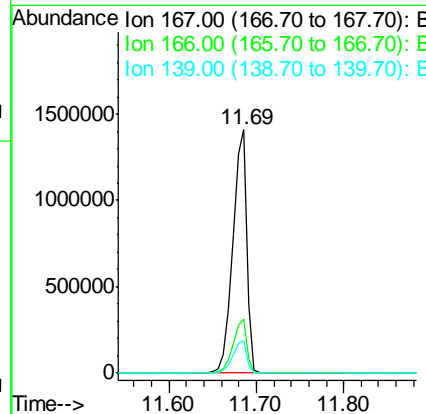
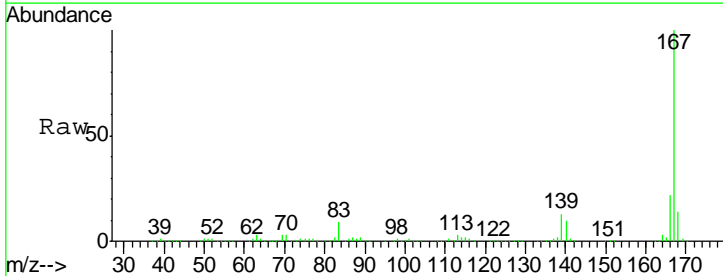
Ion	Ratio	Lower	Upper
178	100		
176	19.3	15.8	23.8
179	16.0	12.7	19.1

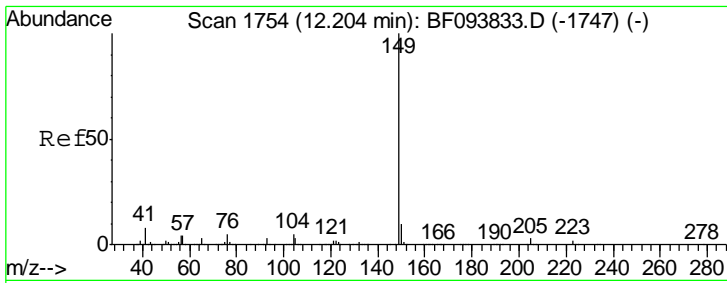


#72
 Carbazole
 Concen: 43.25 ng
 RT: 11.69 min Scan# 1666
 Delta R.T. -0.04 min
 Lab File: BF094080.D
 Acq: 31 Mar 2017 1:28

Tgt Ion: 167 Resp: 1573746

Ion	Ratio	Lower	Upper
167	100		
166	22.1	18.1	27.1
139	13.2	11.7	17.5



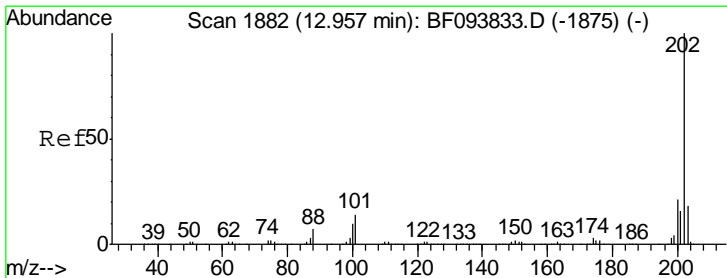
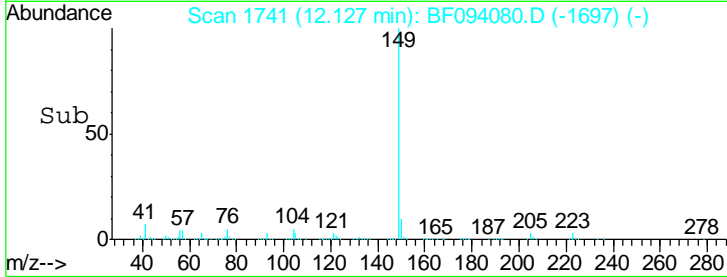
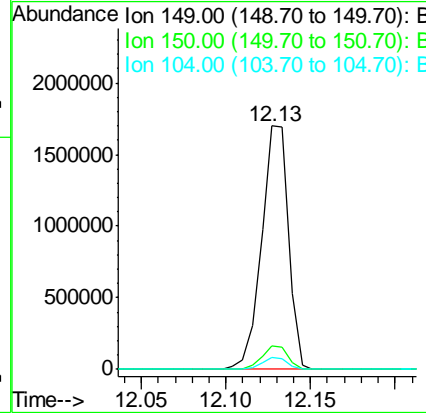
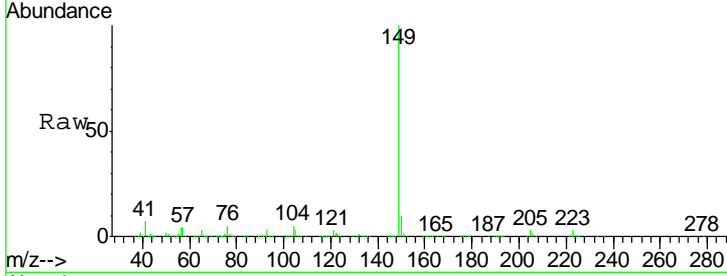


#73
 Di-n-butylphthalate
 Concen: 49.75 ng
 RT: 12.13 min Scan# 1741
 Delta R.T. -0.04 min
 Lab File: BF094080.D
 Acq: 31 Mar 2017 1:28

Instrument :
 BNA_F
ClientSampled :
 TP-2(10-10.5)MSD

Tgt Ion:149 Resp: 1882501

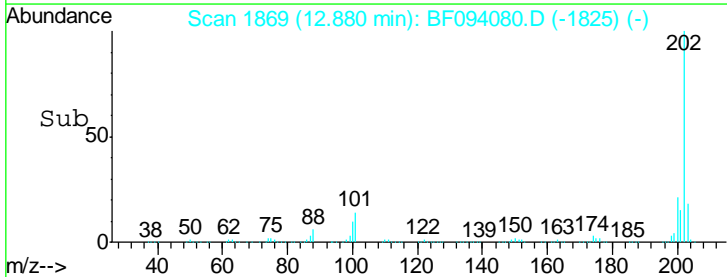
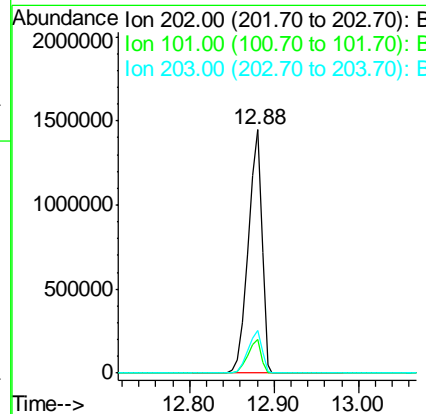
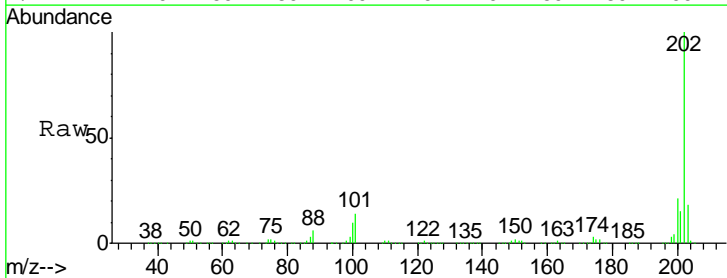
Ion	Ratio	Lower	Upper
149	100		
150	9.7	7.7	11.5
104	4.9	4.0	6.0

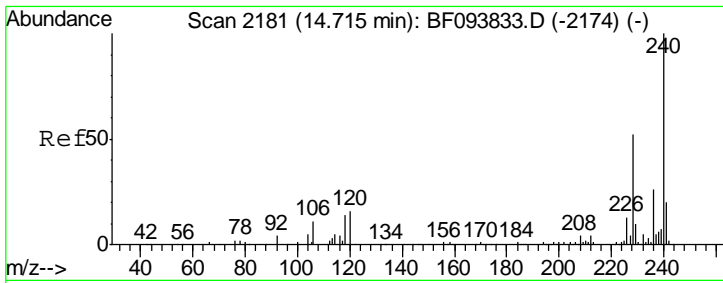


#74
 Fluoranthene
 Concen: 45.18 ng
 RT: 12.88 min Scan# 1869
 Delta R.T. -0.04 min
 Lab File: BF094080.D
 Acq: 31 Mar 2017 1:28

Tgt Ion:202 Resp: 1594330

Ion	Ratio	Lower	Upper
202	100		
101	13.6	0.0	33.2
203	17.6	0.0	38.1



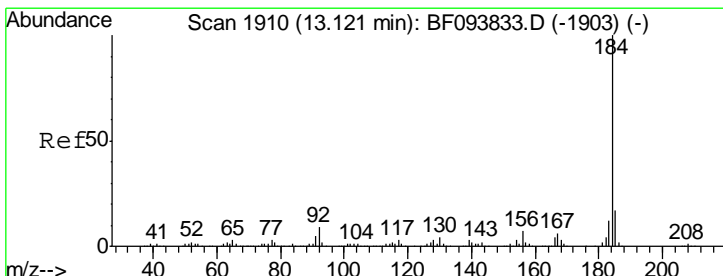
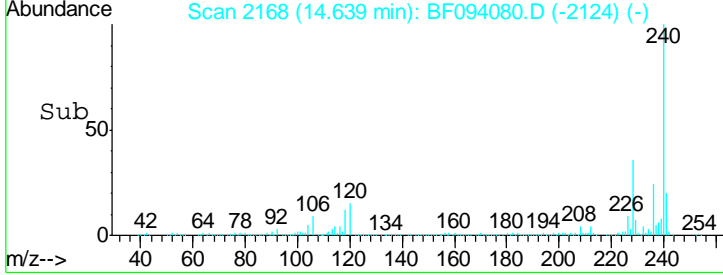
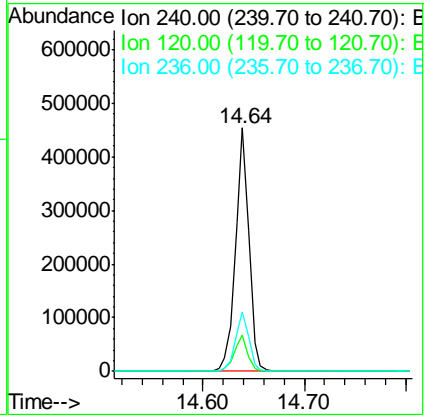
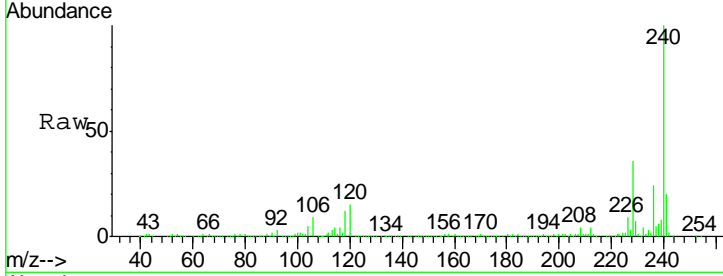


#75
 Chrysene-d12
 Concen: 20.00 ng
 RT: 14.64 min Scan# 2168
 Delta R.T. -0.04 min
 Lab File: BF094080.D
 Acq: 31 Mar 2017 1:28

Instrument :
 BNA_F
 ClientSampleId :
 TP-2(10-10.5)MSD

Tgt Ion: 240 Resp: 419222

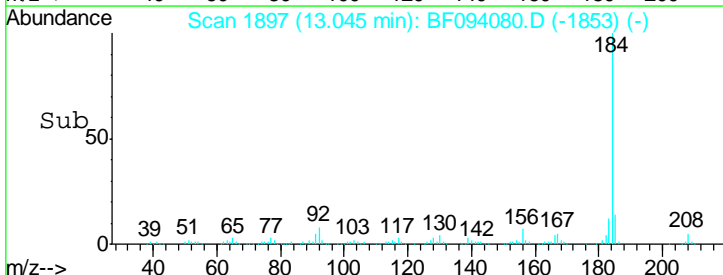
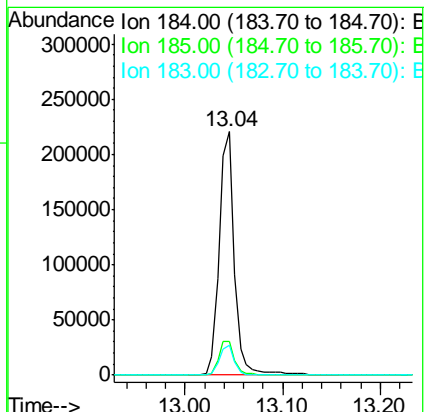
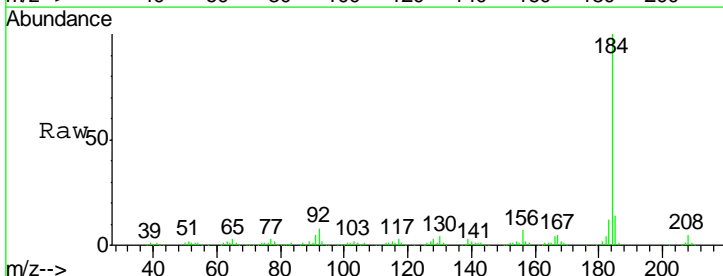
Ion	Ratio	Lower	Upper
240	100		
120	14.8	5.8	8.8#
236	24.5	20.5	30.7

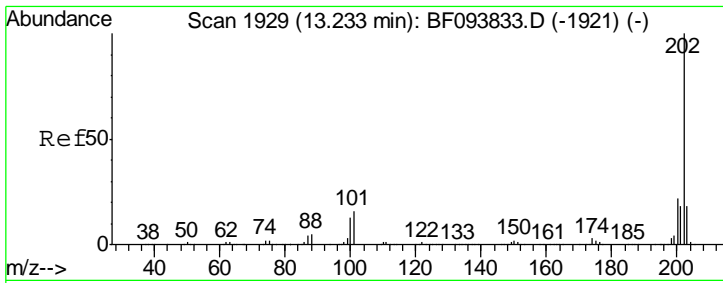


#76
 Benzidine
 Concen: 14.45 ng
 RT: 13.04 min Scan# 1897
 Delta R.T. -0.04 min
 Lab File: BF094080.D
 Acq: 31 Mar 2017 1:28

Tgt Ion: 184 Resp: 239765

Ion	Ratio	Lower	Upper
184	100		
185	13.8	15.5	23.3#
183	12.1	9.8	14.6



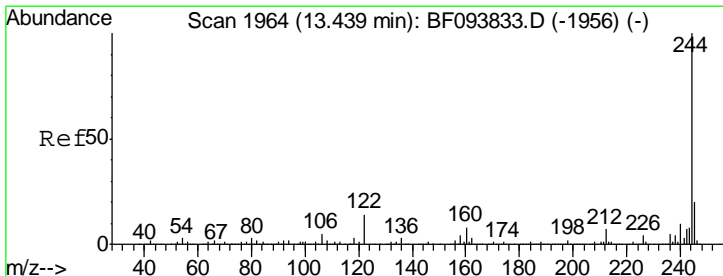
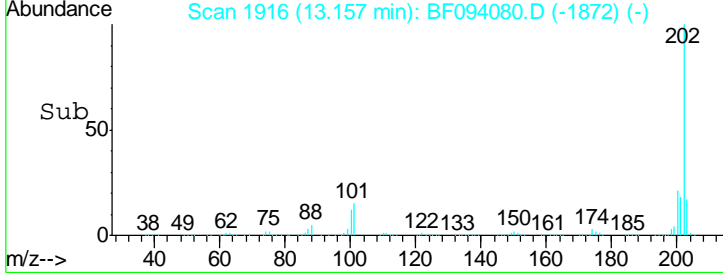
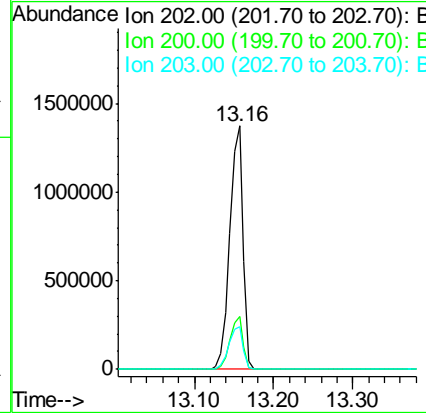
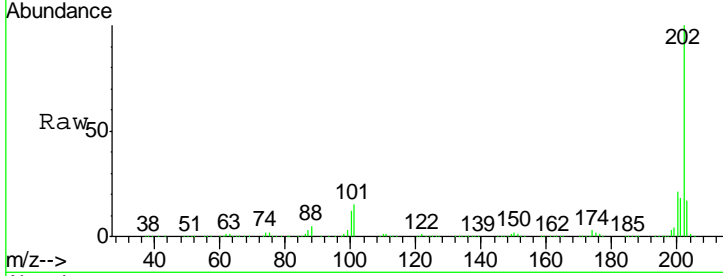


#77
 Pyrene
 Concen: 52.02 ng
 RT: 13.16 min Scan# 1916
 Delta R.T. -0.04 min
 Lab File: BF094080.D
 Acq: 31 Mar 2017 1:28

Instrument :
 BNA_F
 ClientSampleId :
 TP-2(10-10.5)MSD

Tgt Ion: 202 Resp: 1582745

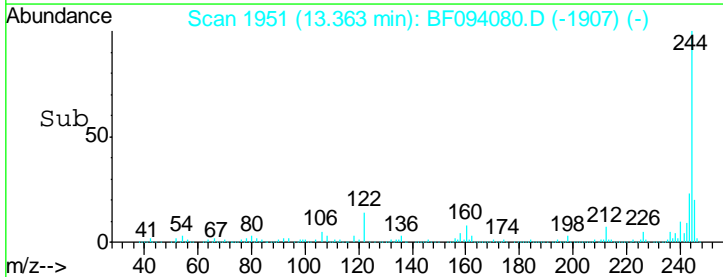
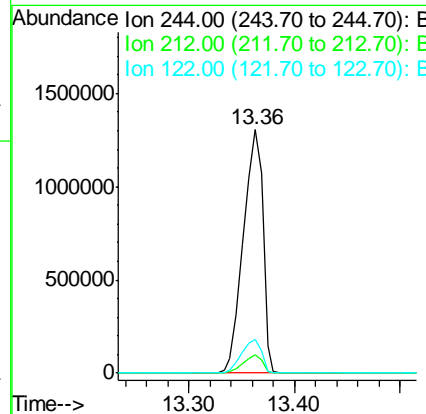
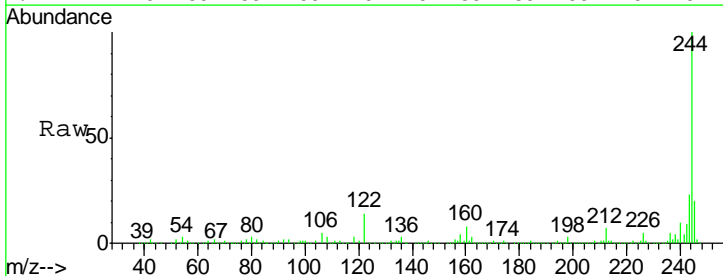
Ion	Ratio	Lower	Upper
202	100		
200	21.5	17.6	26.4
203	17.4	14.4	21.6

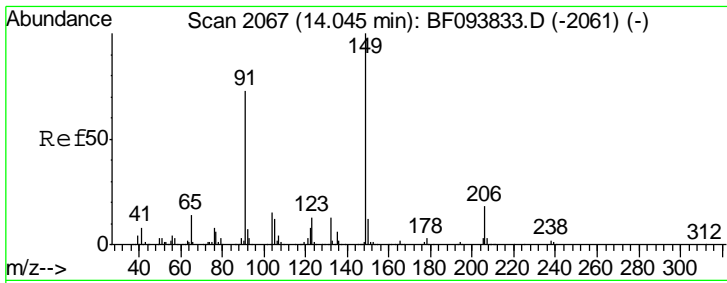


#78
 Terphenyl-d14
 Concen: 88.52 ng
 RT: 13.36 min Scan# 1951
 Delta R.T. -0.04 min
 Lab File: BF094080.D
 Acq: 31 Mar 2017 1:28

Tgt Ion: 244 Resp: 1655638

Ion	Ratio	Lower	Upper
244	100		
212	7.5	6.0	9.0
122	13.6	10.3	15.5

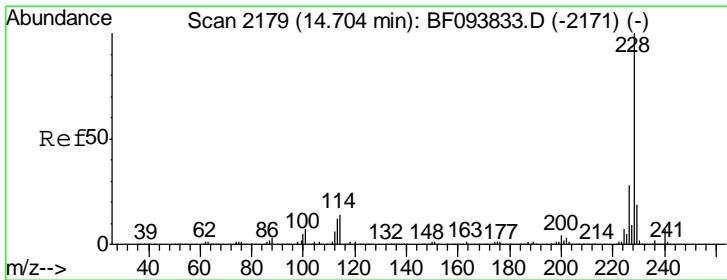
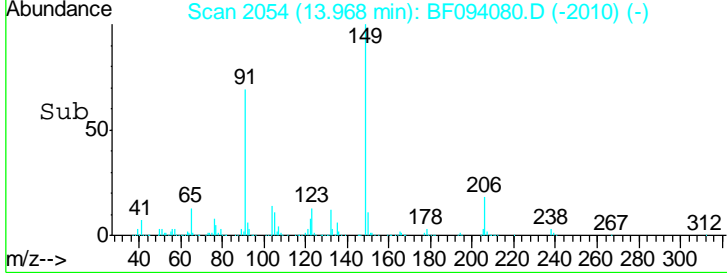
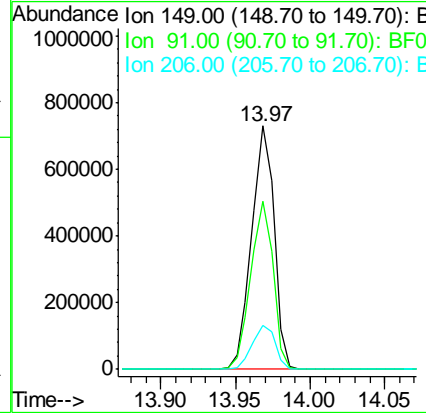
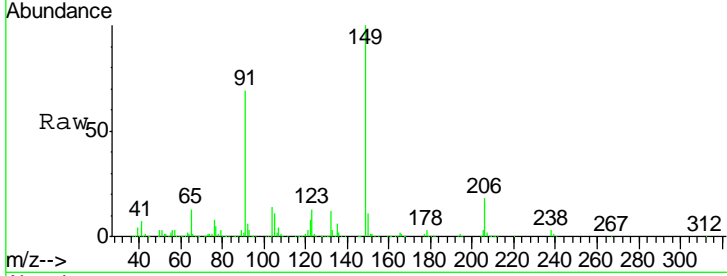




#79
 Butylbenzylphthalate
 Concen: 58.75 ng
 RT: 13.97 min Scan# 2054
 Delta R.T. -0.04 min
 Lab File: BF094080.D
 Acq: 31 Mar 2017 1:28

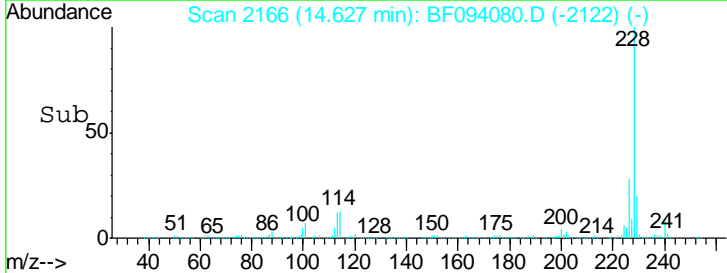
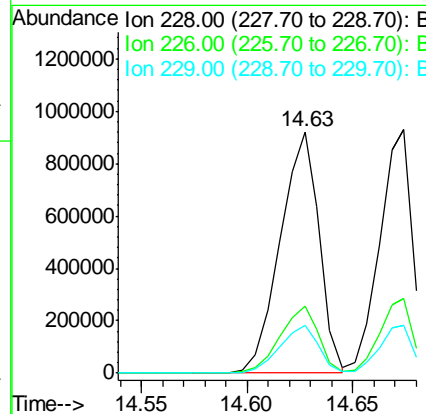
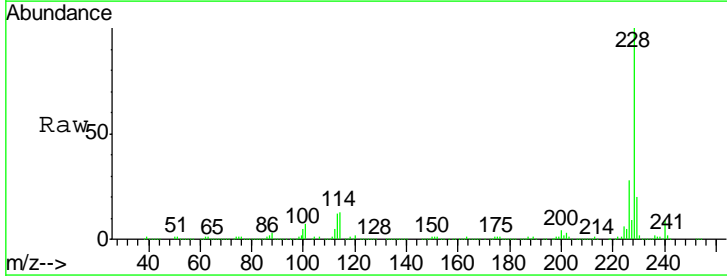
Instrument :
 BNA_F
 ClientSampled :
 TP-2(10-10.5)MSD

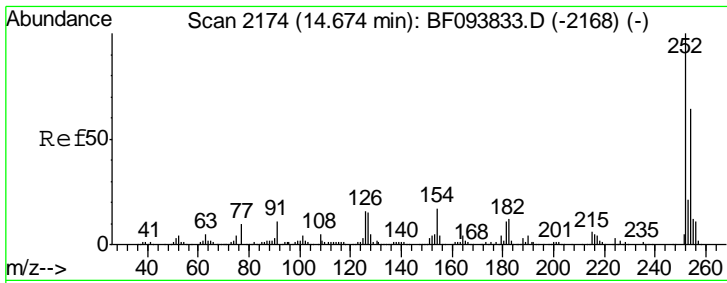
Tgt Ion	Resp	Lower	Upper
149	761557		
91	68.9	45.0	67.4#
206	17.8	17.0	25.6



#80
 Benzo(a)anthracene
 Concen: 48.19 ng
 RT: 14.63 min Scan# 2166
 Delta R.T. -0.04 min
 Lab File: BF094080.D
 Acq: 31 Mar 2017 1:28

Tgt Ion	Resp	Lower	Upper
228	1178159		
226	27.8	22.6	33.8
229	19.7	16.3	24.5

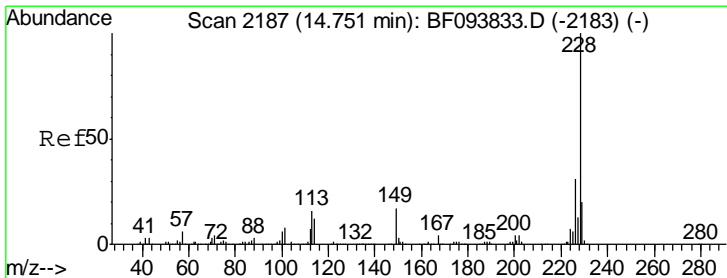
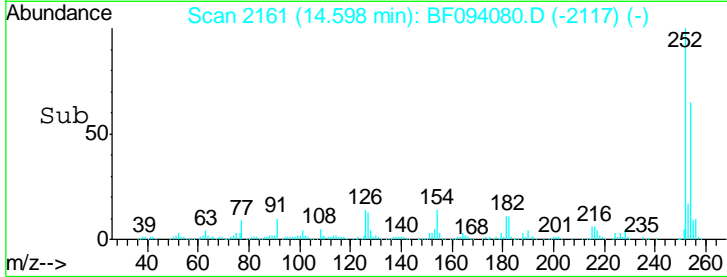
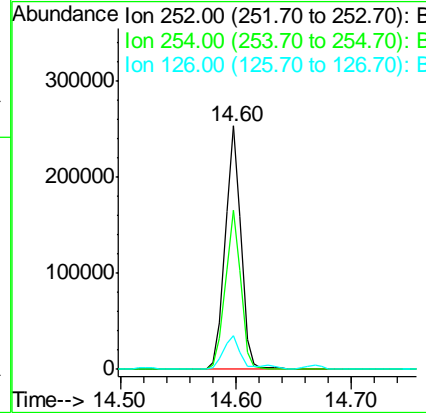
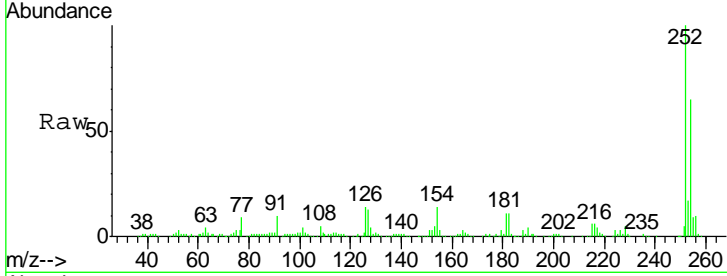




#81
 3,3'-Dichlorobenzidine
 Concen: 27.41 ng
 RT: 14.60 min Scan# 2161
 Delta R.T. -0.04 min
 Lab File: BF094080.D
 Acq: 31 Mar 2017 1:28

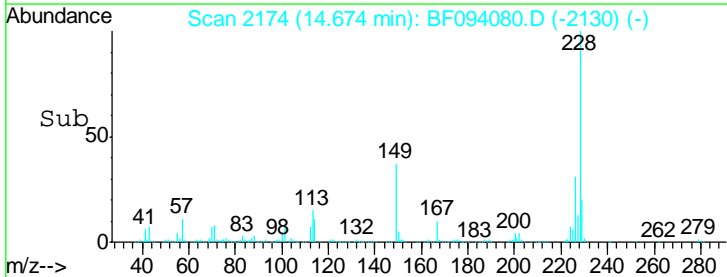
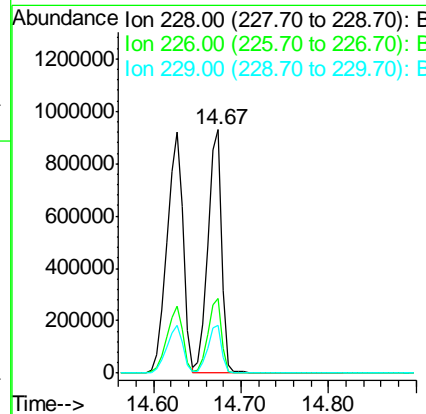
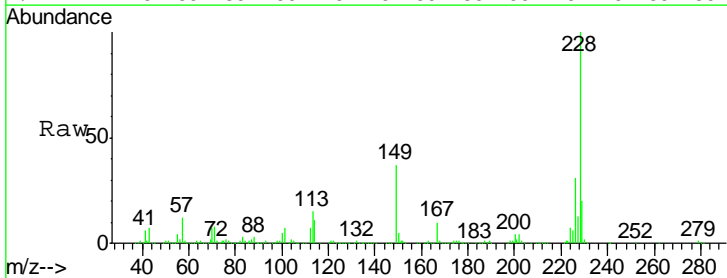
Instrument :
 BNA_F
 ClientSampled :
 TP-2(10-10.5)MSD

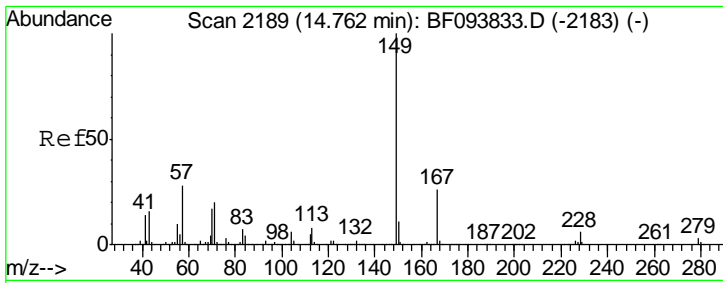
Tgt Ion	Resp	Lower	Upper
252	100		
254	65.3	51.5	77.3
126	14.1	15.8	23.8#



#82
 Chrysene
 Concen: 44.69 ng
 RT: 14.67 min Scan# 2174
 Delta R.T. -0.04 min
 Lab File: BF094080.D
 Acq: 31 Mar 2017 1:28

Tgt Ion	Resp	Lower	Upper
228	100		
226	30.7	24.9	37.3
229	19.7	15.8	23.6

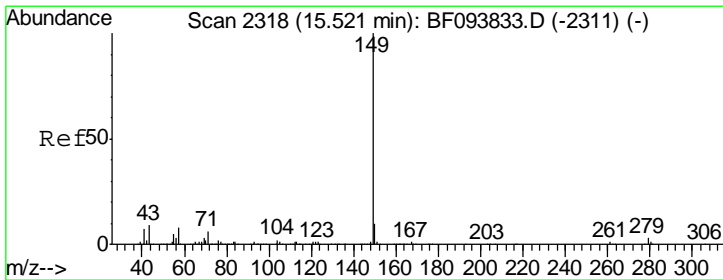
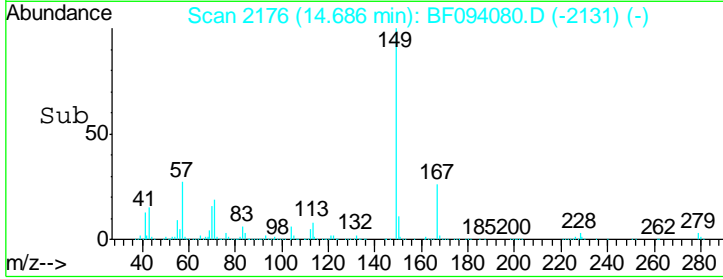
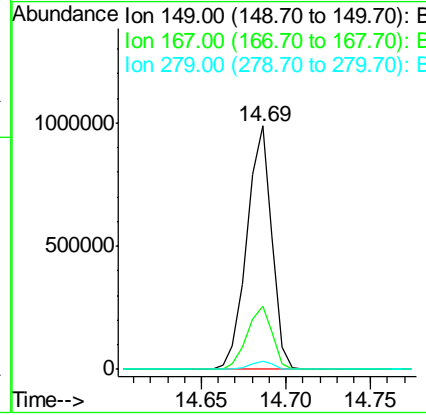
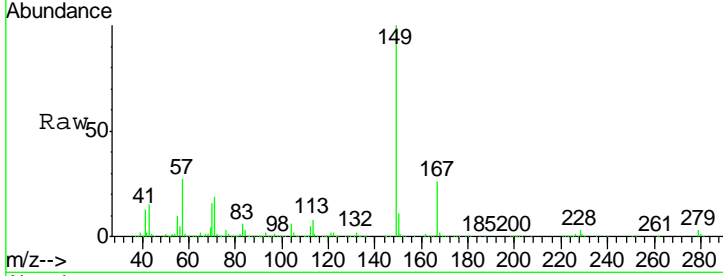




#83
 Bis(2-ethylhexyl)phthalate
 Concen: 57.48 ng
 RT: 14.69 min Scan# 2176
 Delta R.T. -0.04 min
 Lab File: BF094080.D
 Acq: 31 Mar 2017 1:28

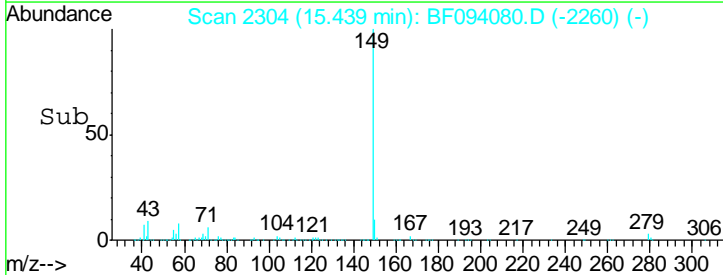
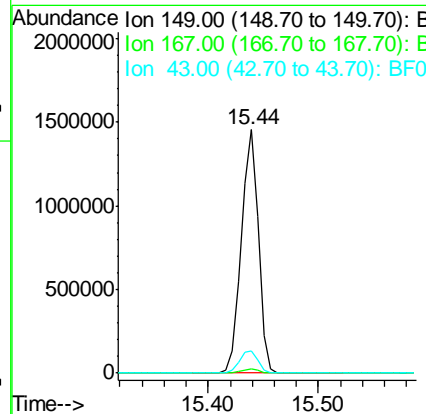
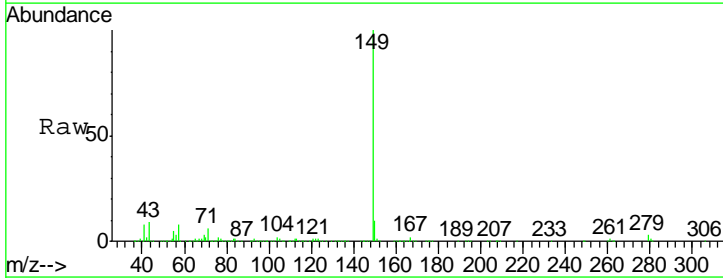
Instrument :
 BNA_F
 ClientSampleId :
 TP-2(10-10.5)MSD

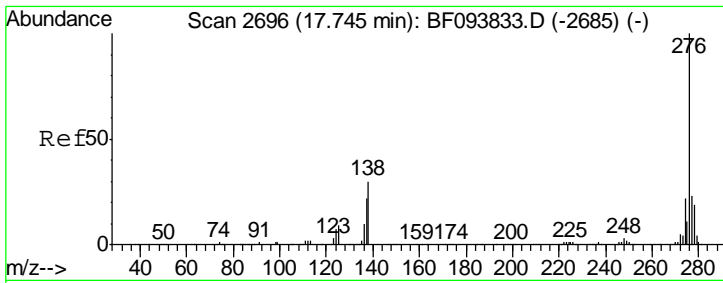
Tgt Ion	Resp	Lower	Upper
149	1016507		
167	26.2	21.0	31.4
279	3.2	1.9	2.9#



#84
 Di-n-octyl phthalate
 Concen: 53.66 ng
 RT: 15.44 min Scan# 2304
 Delta R.T. -0.04 min
 Lab File: BF094080.D
 Acq: 31 Mar 2017 1:28

Tgt Ion	Resp	Lower	Upper
149	1585487		
167	1.6	1.2	1.8
43	9.5	8.5	12.7

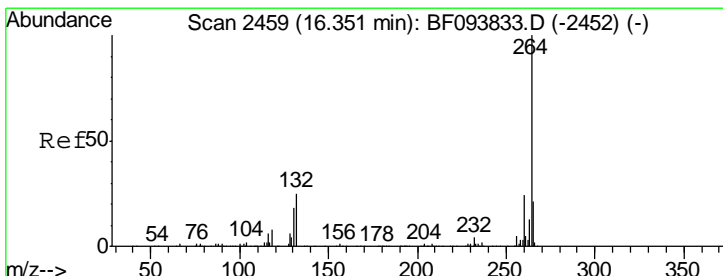
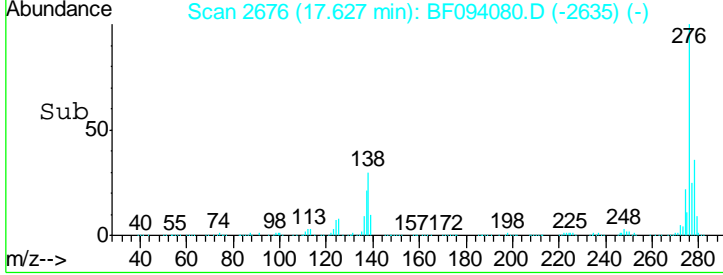
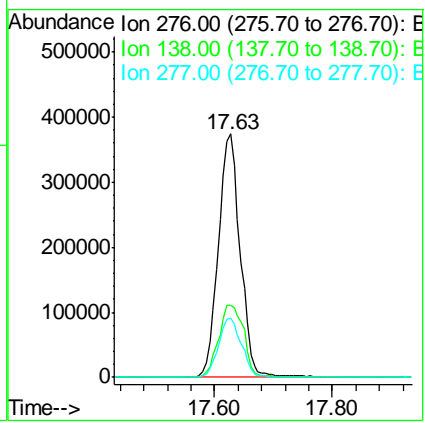
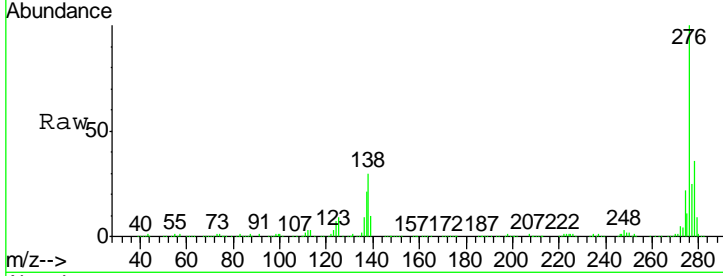




#85
 Indeno(1,2,3-cd)pyrene
 Concen: 49.08 ng
 RT: 17.63 min Scan# 2676
 Delta R.T. -0.06 min
 Lab File: BF094080.D
 Acq: 31 Mar 2017 1:28

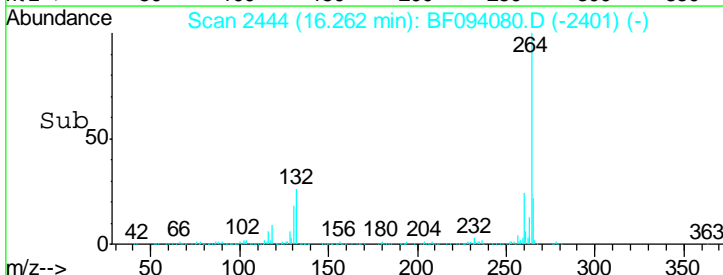
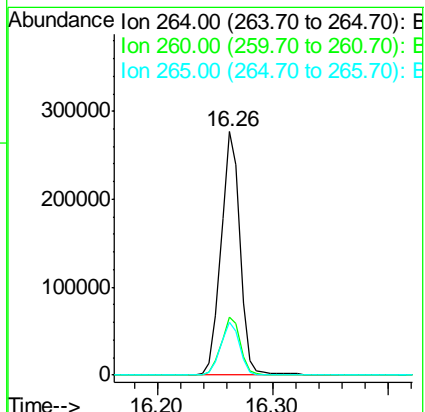
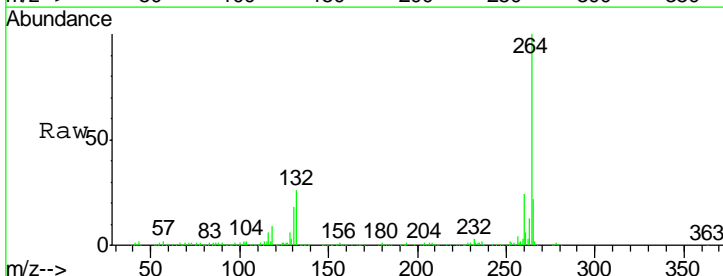
Instrument :
 BNA_F
ClientSampleId :
 TP-2(10-10.5)MSD

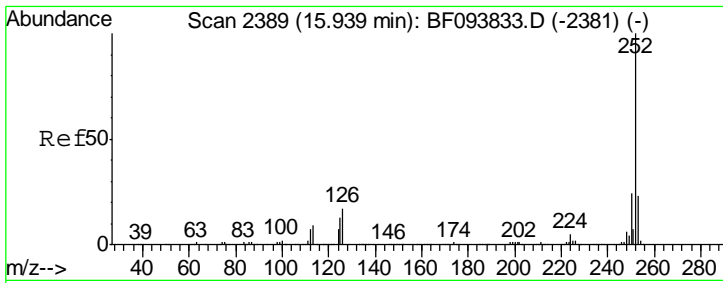
Tgt Ion	Resp	Lower	Upper
276	100		
138	34.1	27.8	41.6
277	25.5	20.2	30.4



#86
 Perylene-d12
 Concen: 20.00 ng
 RT: 16.26 min Scan# 2444
 Delta R.T. -0.05 min
 Lab File: BF094080.D
 Acq: 31 Mar 2017 1:28

Tgt Ion	Resp	Lower	Upper
264	100		
260	23.9	19.5	29.3
265	21.8	17.2	25.8



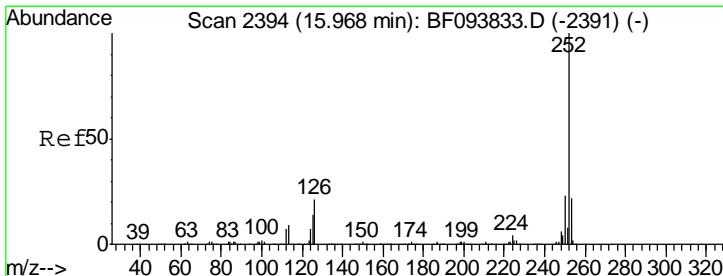
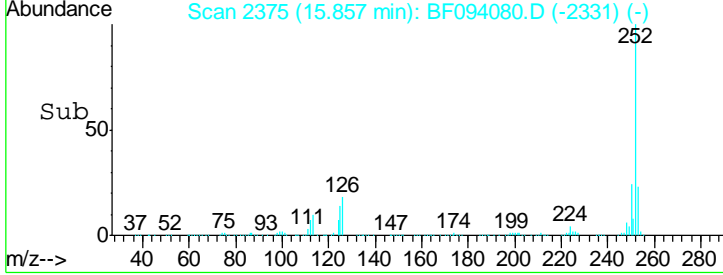
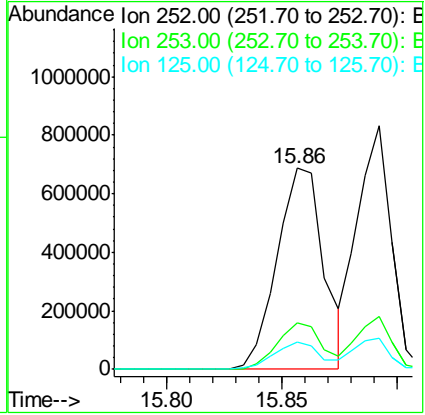
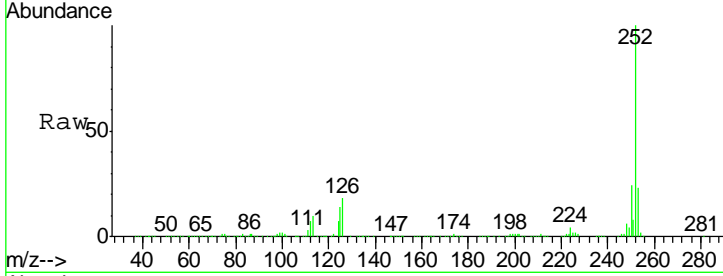


#87
 Benzo(b)fluoranthene
 Concen: 49.87 ng
 RT: 15.86 min Scan# 2375
 Delta R.T. -0.04 min
 Lab File: BF094080.D
 Acq: 31 Mar 2017 1:28

Instrument :
 BNA_F
 ClientSampleId :
 TP-2(10-10.5)MSD

Tgt Ion: 252 Resp: 966434

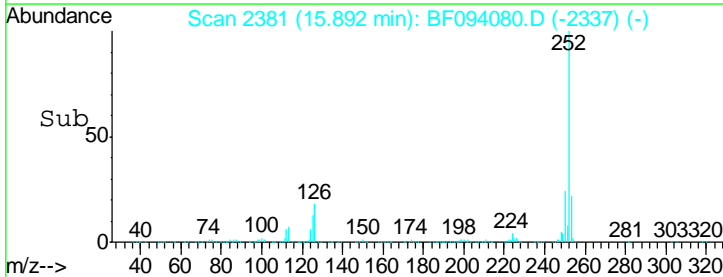
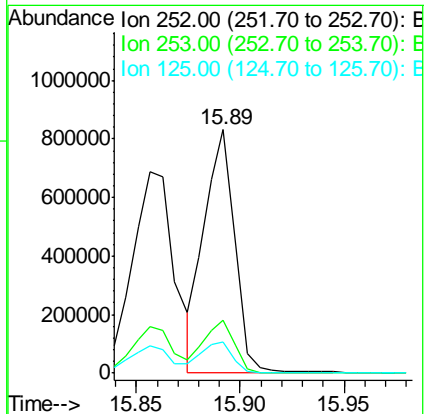
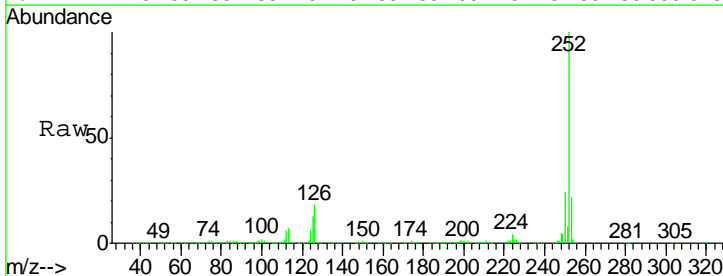
Ion	Ratio	Lower	Upper
252	100		
253	23.0	18.1	27.1
125	13.5	9.8	14.8

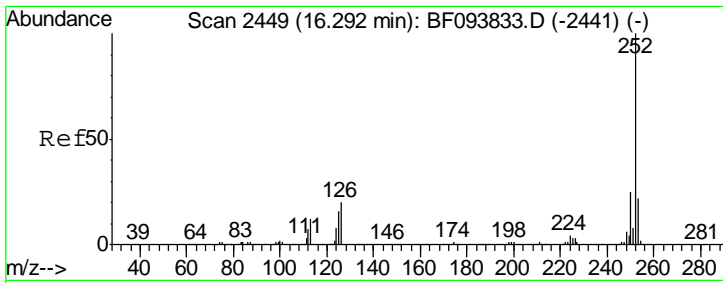


#88
 Benzo(k)fluoranthene
 Concen: 45.54 ng m
 RT: 15.89 min Scan# 2381
 Delta R.T. -0.04 min
 Lab File: BF094080.D
 Acq: 31 Mar 2017 1:28

Tgt Ion: 252 Resp: 863536

Ion	Ratio	Lower	Upper
252	100		
253	21.7	18.4	27.6
125	12.6	13.1	19.7#

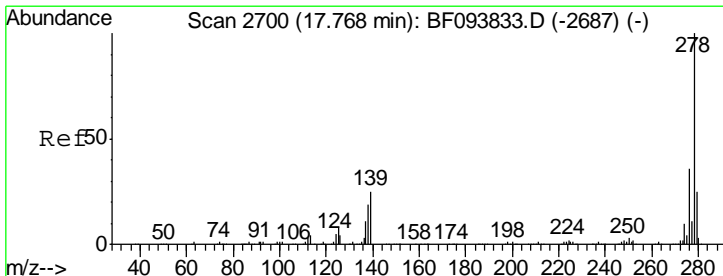
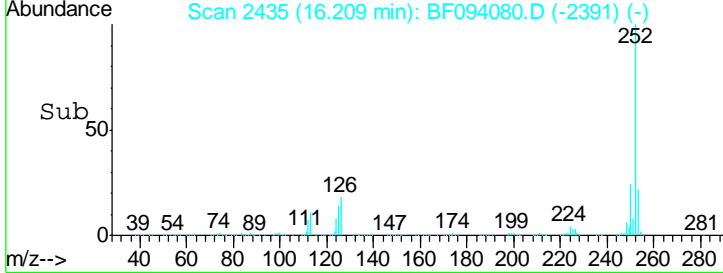
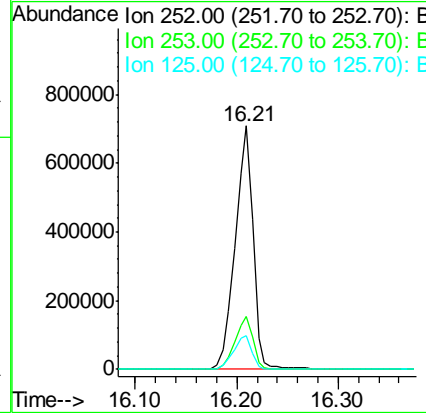
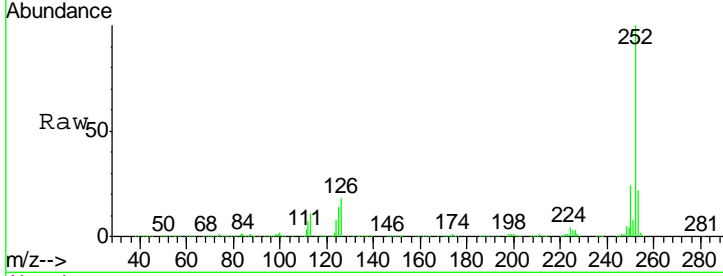




#89
 Benzo(a)pyrene
 Concen: 48.81 ng
 RT: 16.21 min Scan# 2435
 Delta R.T. -0.04 min
 Lab File: BF094080.D
 Acq: 31 Mar 2017 1:28

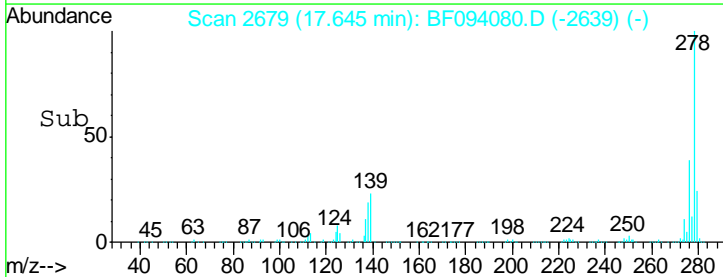
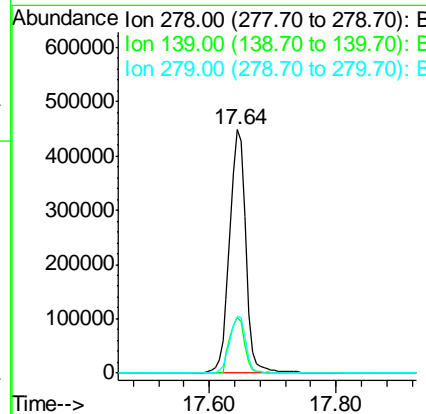
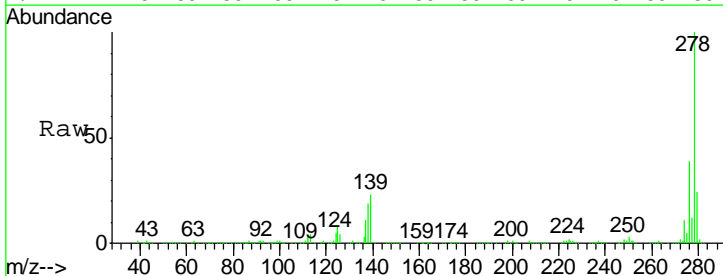
Instrument :
 BNA_F
 ClientSampleId :
 TP-2(10-10.5)MSD

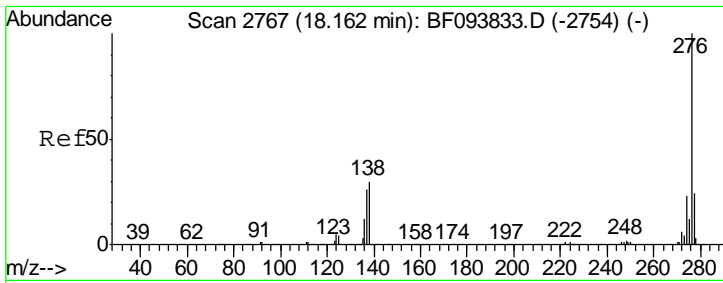
Tgt Ion	Resp	Lower	Upper
252	100		
253	21.6	17.5	26.3
125	13.8	11.0	16.4



#90
 Dibenzo(a,h)anthracene
 Concen: 53.03 ng
 RT: 17.64 min Scan# 2679
 Delta R.T. -0.06 min
 Lab File: BF094080.D
 Acq: 31 Mar 2017 1:28

Tgt Ion	Resp	Lower	Upper
278	100		
139	22.9	16.6	24.8
279	23.5	19.3	28.9





#91
 Benzo(g,h,i)perylene
 Concen: 53.48 ng
 RT: 18.03 min Scan# 2744
 Delta R.T. -0.07 min
 Lab File: BF094080.D
 Acq: 31 Mar 2017 1:28

Instrument :
 BNA_F
ClientSampleId :
 TP-2(10-10.5)MSD

Tgt Ion	Resp	Lower	Upper
276	100		
277	24.3	18.6	28.0
138	30.0	25.4	38.0

