

Data Path : \\74.0.250.170\SVOASRV\HPCHEM1\BNA F\DATA\BF040318\
 Data File : BF104185.D
 Acq On : 3 Apr 2018 17:54
 Operator : JU/SJ
 Sample : SSTDCCC040
 Misc :
 ALS Vial : 2 Sample Multiplier: 1

Instrument :
 BNA_F
 ClientSampleId :

Quant Time: Apr 03 18:28:29 2018
 Quant Method : Z:\HPCHEM1\BNA F\METHODS\8270-BF032818.M
 Quant Title : ASP BNA STANDARDS FOR 5 POINT CALIBRATION
 QLast Update : Tue Apr 03 15:22:43 2018
 Response via : Initial Calibration

Internal Standards	R.T.	QIon	Response	Conc	Units	Dev(Min)
1) 1,4-Dichlorobenzene-d4	6.96	152	91617	20.00	ng	0.00
21) Naphthalene-d8	8.25	136	389398	20.00	ng	0.00
38) Acenaphthene-d10	10.00	164	182362	20.00	ng	0.00
63) Phenanthrene-d10	11.50	188	322994	20.00	ng	0.00
75) Chrysene-d12	14.16	240	232910	20.00	ng	0.00
86) Perylene-d12	15.69	264	203124	20.00	ng	0.00

System Monitoring Compounds

5) 2-Fluorophenol	5.59	112	447206	77.84	ng	0.00
7) Phenol-d6	6.60	99	565746	80.04	ng	0.00
23) Nitrobenzene-d5	7.53	82	517557	81.28	ng	0.00
41) 2,4,6-Tribromophenol	10.80	330	162035	79.80	ng	0.00
44) 2-Fluorobiphenyl	9.32	172	992601	85.83	ng	0.00
78) Terphenyl-d14	13.08	244	925581	91.76	ng	0.00

Target Compounds

Target Compounds	R.T.	QIon	Response	Conc	Units	Qvalue
2) 1,4-Dioxane	2.78	88	93498	37.735	ng	# 88
3) Pyridine	3.59	79	204164	32.549	ng	# 84
4) n-Nitrosodimethylamine	3.57	42	37127	19.913	ng	# 66
6) Aniline	6.63	93	332621	39.311	ng	# 88
8) 2-Chlorophenol	6.75	128	259552	41.187	ng	93
9) Benzaldehyde	6.52	77	158087	45.170	ng	92
10) Phenol	6.61	94	296038	37.802	ng	98
11) bis(2-Chloroethyl)ether	6.69	93	301378	44.659	ng	91
12) 1,3-Dichlorobenzene	6.90	146	280070	39.536	ng	97
13) 1,4-Dichlorobenzene	6.98	146	321254	42.324	ng	99
14) 1,2-Dichlorobenzene	7.13	146	278036	40.753	ng	99
15) Benzyl Alcohol	7.10	79	178929	38.936	ng	98
16) 2,2'-oxybis(1-Chloropropan	7.23	45	290979	39.578	ng	65
17) 2-Methylphenol	7.21	107	206187	40.200	ng	94
18) Hexachloroethane	7.46	117	106479	41.898	ng	98
19) n-Nitroso-di-n-propylamine	7.36	70	174001	41.483	ng	91
20) 3+4-Methylphenols	7.37	107	266080	40.648	ng	# 62
22) Acetophenone	7.37	105	377949	40.116	ng	# 98
24) Nitrobenzene	7.55	77	268766	40.117	ng	95
25) Isophorone	7.77	82	451255	38.456	ng	99
26) 2-Nitrophenol	7.86	139	144727	41.385	ng	# 88
27) 2,4-Dimethylphenol	7.89	122	197787	39.216	ng	99
28) bis(2-Chloroethoxy)methane	7.99	93	287850	39.139	ng	98
29) 2,4-Dichlorophenol	8.10	162	210175	39.897	ng	97
30) 1,2,4-Trichlorobenzene	8.18	180	245717	41.110	ng	98
31) Naphthalene	8.26	128	733362	38.550	ng	99
32) Benzoic acid	8.02	122	111845	30.272	ng	98
33) 4-Chloroaniline	8.32	127	324212	40.425	ng	95
34) Hexachlorobutadiene	8.37	225	134238	41.271	ng	99
35) Caprolactam	8.69	113	63910	38.261	ng	# 70
36) 4-Chloro-3-methylphenol	8.80	107	222623	39.954	ng	93
37) 2-Methylnaphthalene	8.96	142	493809	39.407	ng	99
39) 1,2,4,5-Tetrachlorobenzene	9.12	216	229803	41.094	ng	97
40) Hexachlorocyclopentadiene	9.10	237	96866	39.708	ng	97

Data Path : \\74.0.250.170\SVOASRV\HPCHEM1\BNA F\DATA\BF040318\
 Data File : BF104185.D
 Acq On : 3 Apr 2018 17:54
 Operator : JU/SJ
 Sample : SSTDCCC040
 Misc :
 ALS Vial : 2 Sample Multiplier: 1

Instrument :
 BNA_F
 ClientSampleId :

Quant Time: Apr 03 18:28:29 2018
 Quant Method : Z:\HPCHEM1\BNA F\METHODS\8270-BF032818.M
 Quant Title : ASP BNA STANDARDS FOR 5 POINT CALIBRATION
 QLast Update : Tue Apr 03 15:22:43 2018
 Response via : Initial Calibration

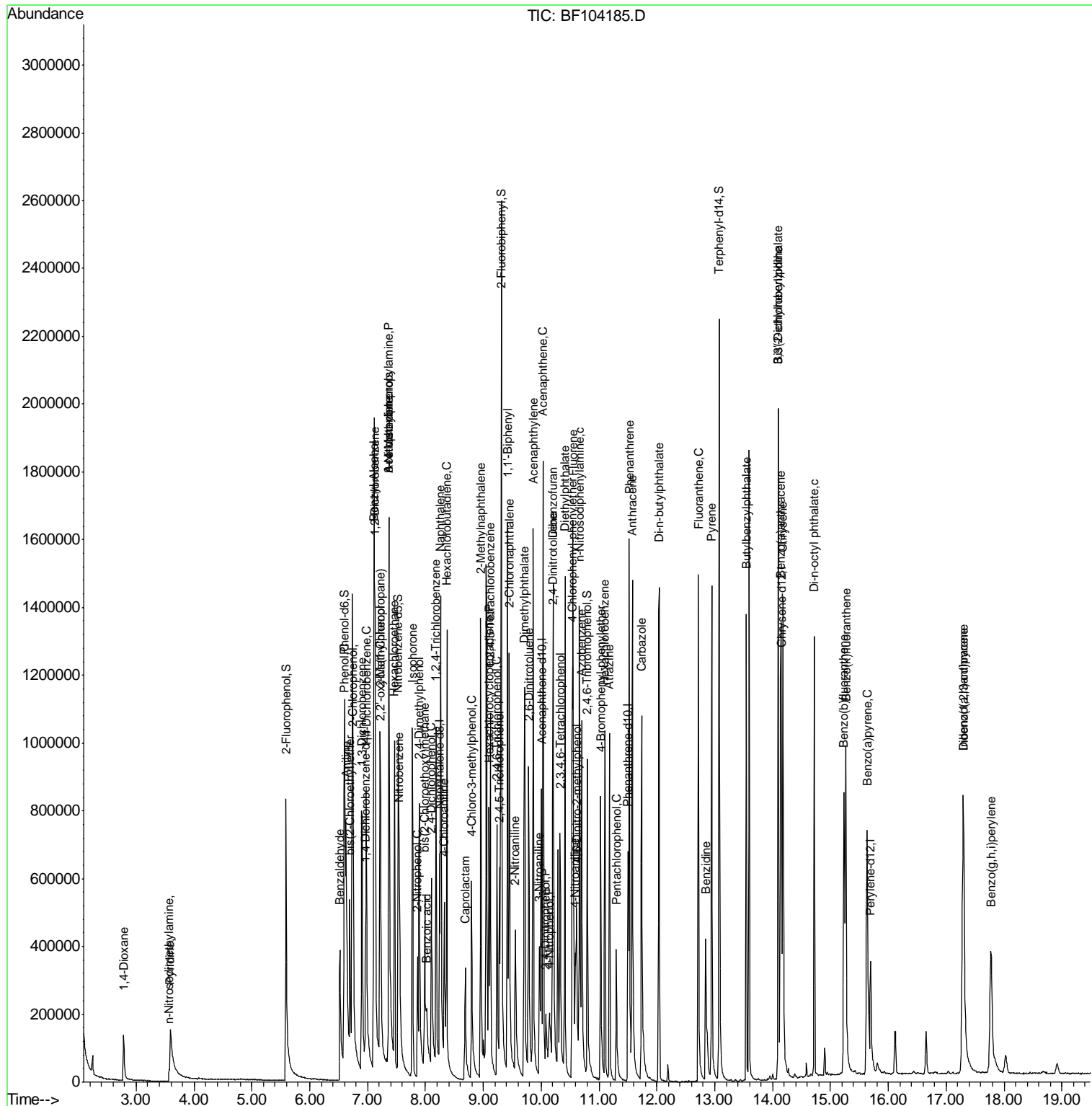
Internal Standards	R.T.	QIon	Response	Conc	Units	Dev(Min)
42) 2,4,6-Trichlorophenol	9.23	196	133897	37.813	ng	99
43) 2,4,5-Trichlorophenol	9.28	196	164683	38.517	ng	96
45) 1,1'-Biphenyl	9.42	154	635143	40.580	ng	99
46) 2-Chloronaphthalene	9.45	162	507372	41.096	ng	98
47) 2-Nitroaniline	9.55	65	136988	38.912	ng	98
48) Acenaphthylene	9.86	152	746672	39.920	ng	100
49) Dimethylphthalate	9.72	163	568538	39.487	ng	99
50) 2,6-Dinitrotoluene	9.79	165	121618	39.262	ng	96
51) Acenaphthene	10.03	154	418105	38.641	ng	99
52) 3-Nitroaniline	9.97	138	145609	40.892	ng	96
53) 2,4-Dinitrophenol	10.08	184	69779	53.578	ng	# 36
54) Dibenzofuran	10.21	168	619910	39.233	ng	99
55) 4-Nitrophenol	10.15	139	63437	29.712	ng	92
56) 2,4-Dinitrotoluene	10.20	165	159295	40.301	ng	92
57) Fluorene	10.55	166	519662	39.870	ng	100
58) 2,3,4,6-Tetrachlorophenol	10.33	232	126327	39.436	ng	# 83
59) Diethylphthalate	10.41	149	578151	41.916	ng	97
60) 4-Chlorophenyl-phenylether	10.54	204	244800	40.894	ng	94
61) 4-Nitroaniline	10.59	138	127892	38.385	ng	91
62) Azobenzene	10.70	77	482528	38.688	ng	96
64) 4,6-Dinitro-2-methylphenol	10.61	198	68859	35.219	ng	86
65) n-Nitrosodiphenylamine	10.66	169	454408	41.541	ng	99
66) 4-Bromophenyl-phenylether	11.03	248	141548	40.962	ng	# 87
67) Hexachlorobenzene	11.10	284	166094	41.785	ng	# 85
68) Atrazine	11.18	200	138731	41.398	ng	99
69) Pentachlorophenol	11.30	266	64938	29.688	ng	98
70) Phenanthrene	11.52	178	693992	39.686	ng	98
71) Anthracene	11.57	178	788112	43.146	ng	99
72) Carbazole	11.73	167	718947	41.239	ng	98
73) Di-n-butylphthalate	12.04	149	834541	40.188	ng	98
74) Fluoranthene	12.72	202	741723	39.903	ng	99
76) Benzidine	12.84	184	324711	48.922	ng	98
77) Pyrene	12.94	202	728830	43.531	ng	99
79) Butylbenzylphthalate	13.54	149	329204	41.735	ng	96
80) Benzo(a)anthracene	14.14	228	555444	38.113	ng	98
81) 3,3'-Dichlorobenzidine	14.10	252	202371	41.952	ng	96
82) Chrysene	14.18	228	612082	42.881	ng	98
83) Bis(2-ethylhexyl)phthalate	14.10	149	430515	42.241	ng	100
84) Di-n-octyl phthalate	14.72	149	687794	39.231	ng	# 93
85) Indeno(1,2,3-cd)pyrene	17.30	276	544721	36.826	ng	96
87) Benzo(b)fluoranthene	15.23	252	465853	37.685	ng	99
88) Benzo(k)fluoranthene	15.27	252	555191	47.676	ng	97
89) Benzo(a)pyrene	15.63	252	464003	40.504	ng	100
90) Dibenzo(a,h)anthracene	17.30	278	451982	42.674	ng	97
91) Benzo(g,h,i)perylene	17.77	276	447265	42.160	ng	96

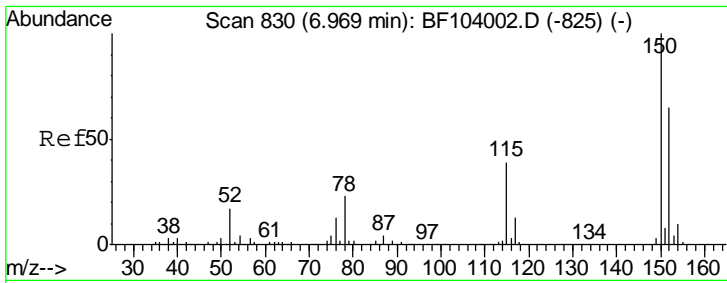
(#) = qualifier out of range (m) = manual integration (+) = signals summed

Data Path : \\74.0.250.170\SVOASRV\HPCHEM1\BNA F\DATA\BF040318\
 Data File : BF104185.D
 Acq On : 3 Apr 2018 17:54
 Operator : JU/SJ
 Sample : SSTDCCC040
 Misc :
 ALS Vial : 2 Sample Multiplier: 1

Instrument :
 BNA_F
 Client Sampled :

Quant Time: Apr 03 18:28:29 2018
 Quant Method : Z:\HPCHEM1\BNA F\METHODS\8270-BF032818.M
 Quant Title : ASP BNA STANDARDS FOR 5 POINT CALIBRATION
 QLast Update : Tue Apr 03 15:22:43 2018
 Response via : Initial Calibration

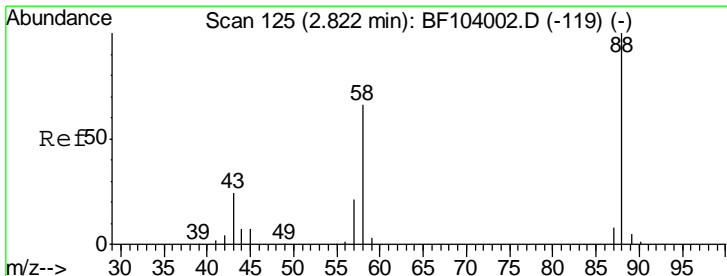
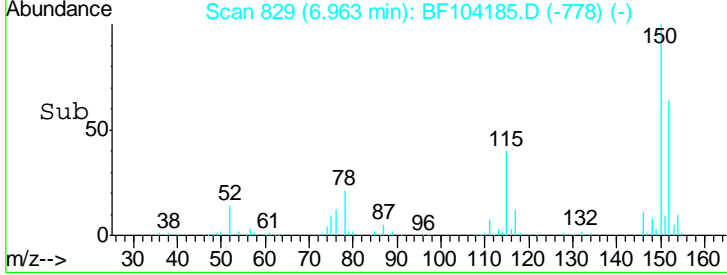
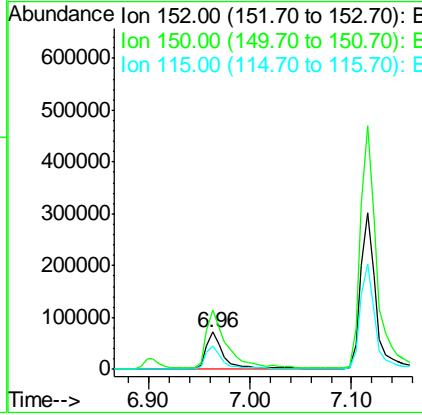
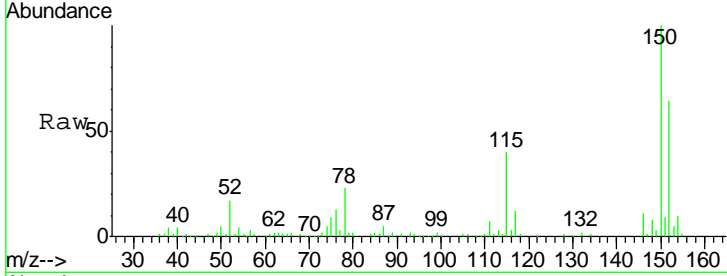




#1
 1,4-Dichlorobenzene-d4
 Concen: 20.000 ng
 RT: 6.96 min Scan# 829
 Delta R.T. -0.00 min
 Lab File: BF104185.D
 Acq: 3 Apr 2018 17:54

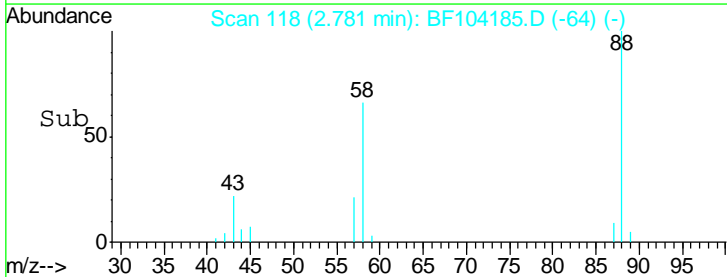
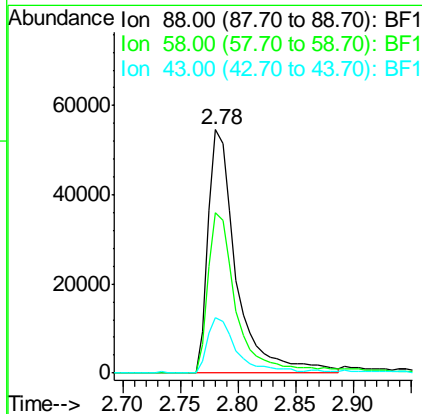
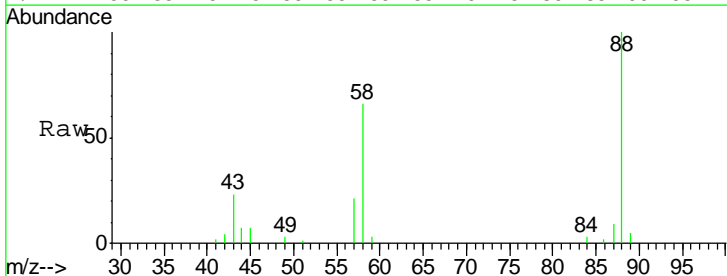
Instrument :
 BNA_F
 ClientSampled :

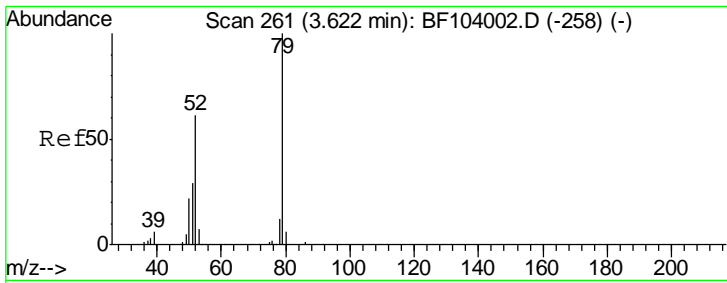
Tgt Ion	Resp	Lower	Upper
152	91617		
150	157.0	124.6	186.8
115	62.2	50.1	75.1



#2
 1,4-Dioxane
 Concen: 37.735 ng
 RT: 2.78 min Scan# 118
 Delta R.T. 0.02 min
 Lab File: BF104185.D
 Acq: 3 Apr 2018 17:54

Tgt Ion	Resp	Lower	Upper
88	93498		
58	68.3	62.6	93.8
43	23.7	24.6	37.0#

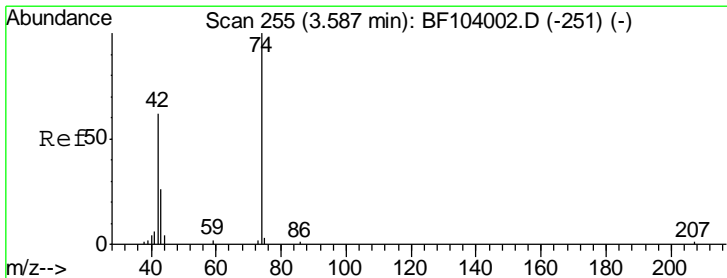
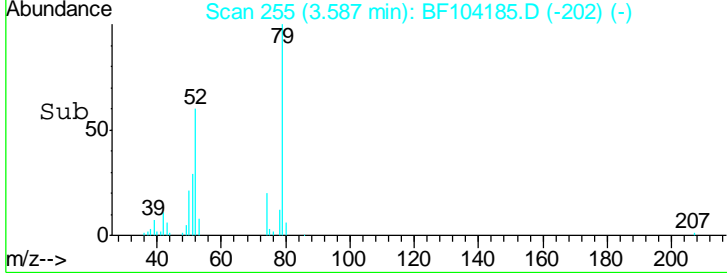
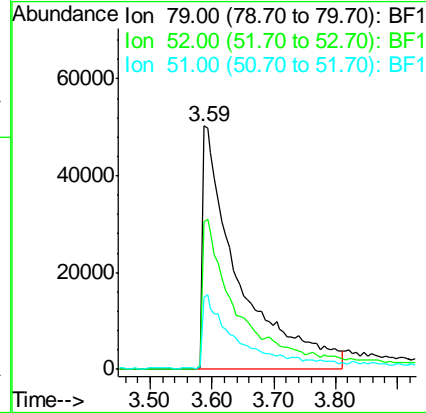
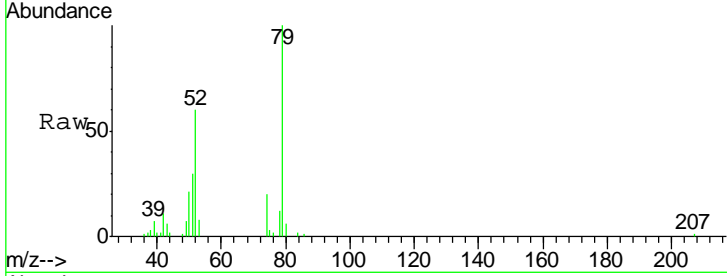




#3
 Pyridine
 Concen: 32.549 ng
 RT: 3.59 min Scan# 255
 Delta R.T. 0.01 min
 Lab File: BF104185.D
 Acq: 3 Apr 2018 17:54

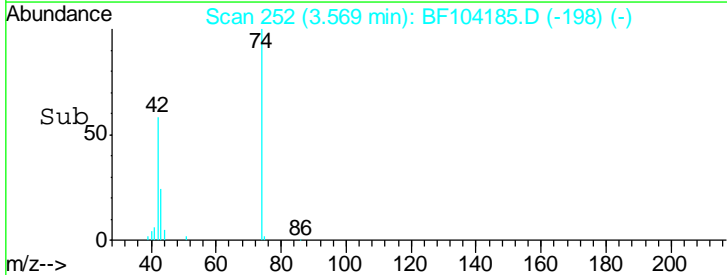
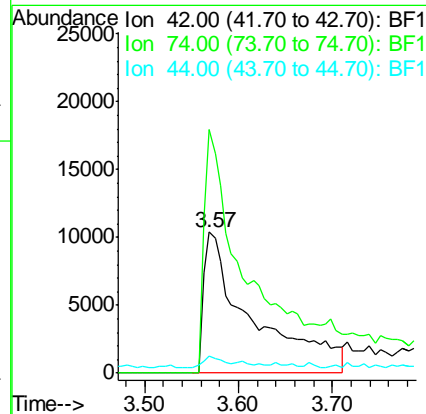
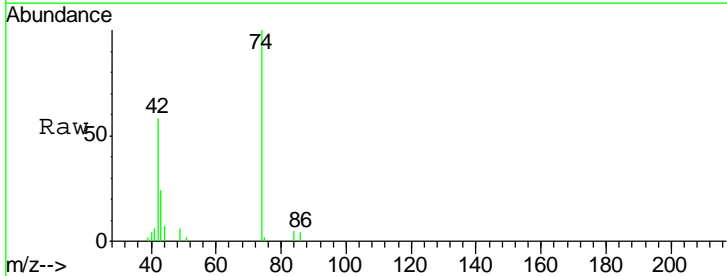
Instrument :
 BNA_F
 ClientSampled :

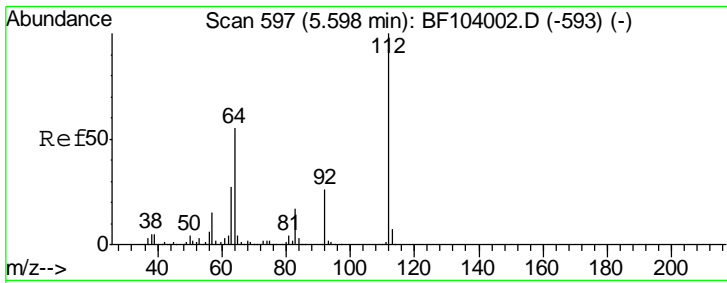
Tgt Ion	Resp	Lower	Upper
79	100		
52	60.4	59.8	89.6
51	29.6	29.8	44.8#



#4
 n-Nitrosodimethylamine
 Concen: 19.913 ng
 RT: 3.57 min Scan# 252
 Delta R.T. 0.02 min
 Lab File: BF104185.D
 Acq: 3 Apr 2018 17:54

Tgt Ion	Resp	Lower	Upper
42	100		
74	172.8	104.9	157.3#
44	12.0	6.9	10.3#

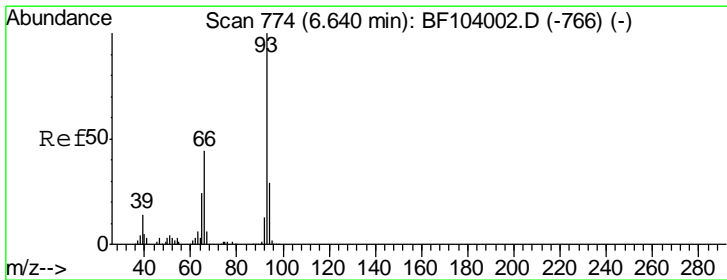
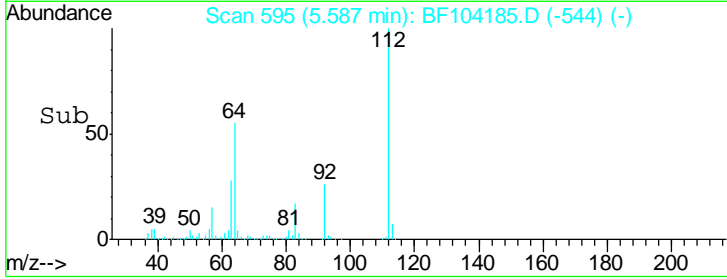
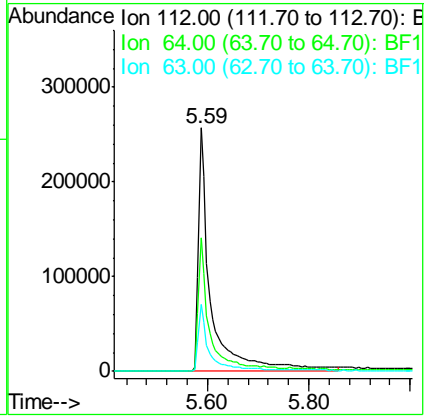
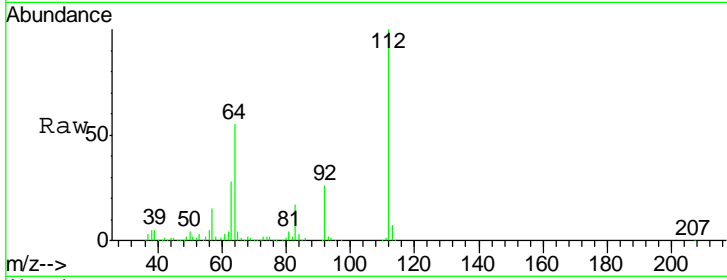




#5
 2-Fluorophenol
 Concen: 77.844 ng
 RT: 5.59 min Scan# 595
 Delta R.T. -0.00 min
 Lab File: BF104185.D
 Acq: 3 Apr 2018 17:54

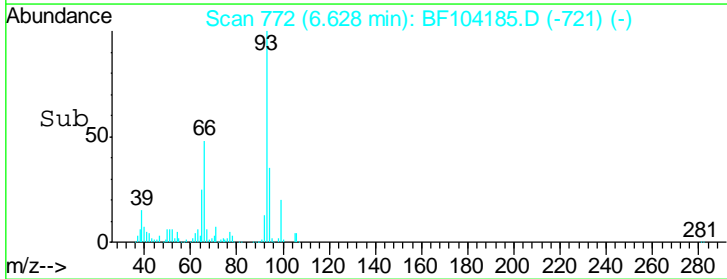
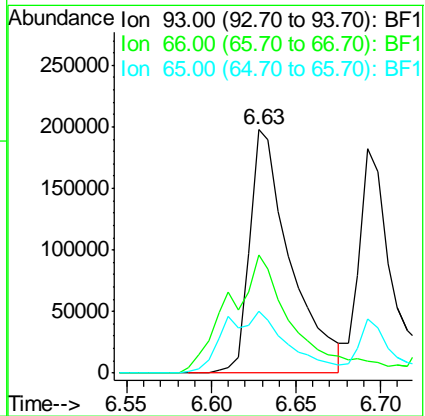
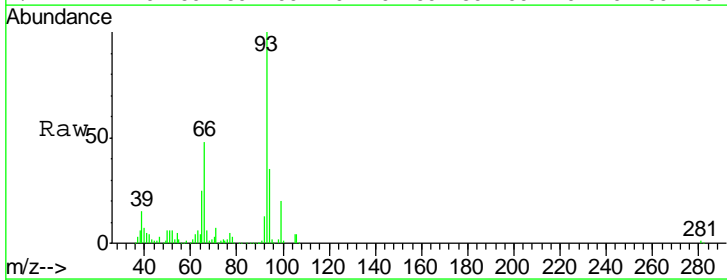
Instrument :
 BNA_F
 ClientSampled :

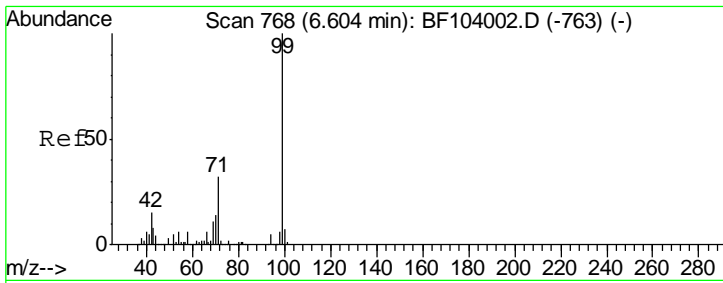
Tgt Ion	Resp	Lower	Upper
112	447206		
64	55.1	47.9	71.9
63	27.6	23.7	35.5



#6
 Aniline
 Concen: 39.311 ng
 RT: 6.63 min Scan# 772
 Delta R.T. -0.00 min
 Lab File: BF104185.D
 Acq: 3 Apr 2018 17:54

Tgt Ion	Resp	Lower	Upper
93	332621		
66	48.3	32.2	48.2#
65	25.4	16.4	24.6#

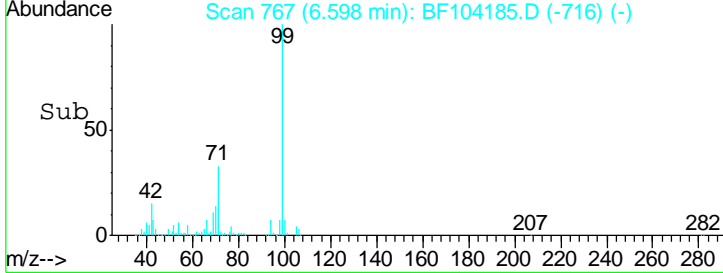
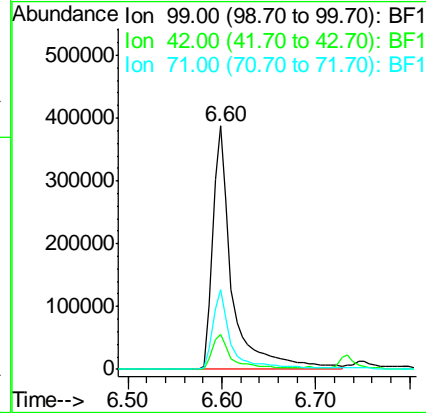
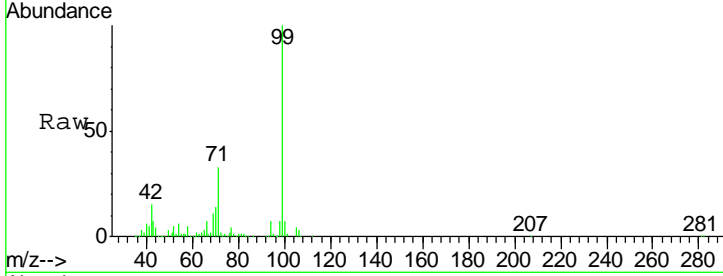




#7
 Phenol-d6
 Concen: 80.043 ng
 RT: 6.60 min Scan# 767
 Delta R.T. -0.00 min
 Lab File: BF104185.D
 Acq: 3 Apr 2018 17:54

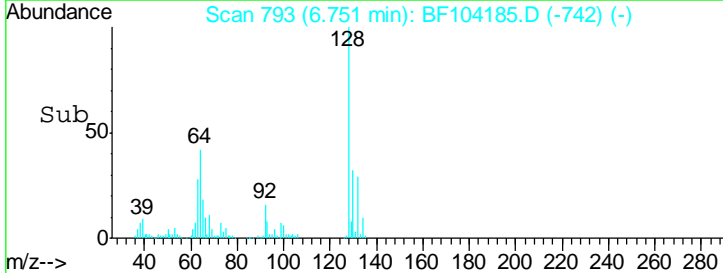
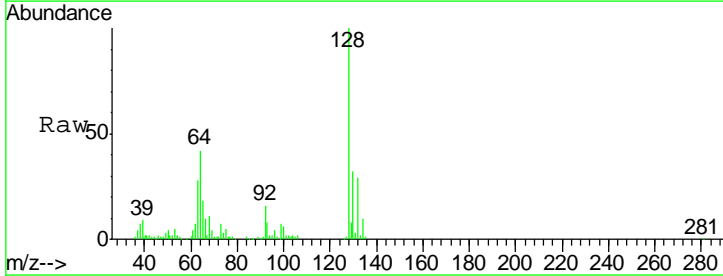
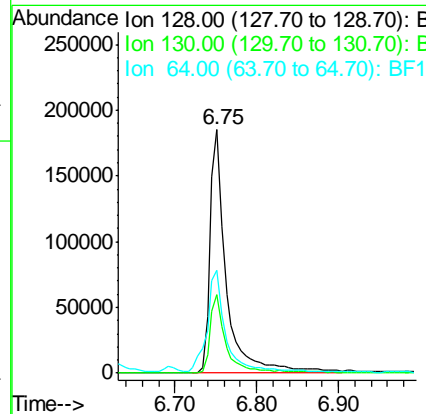
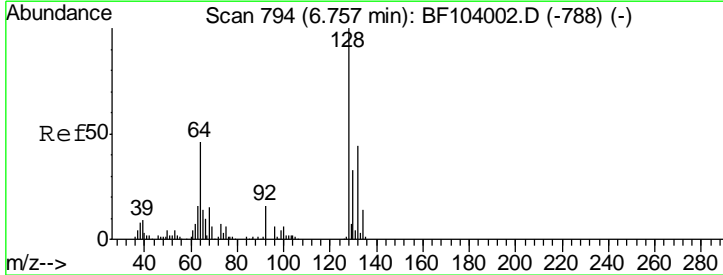
Instrument :
 BNA_F
 ClientSampled :

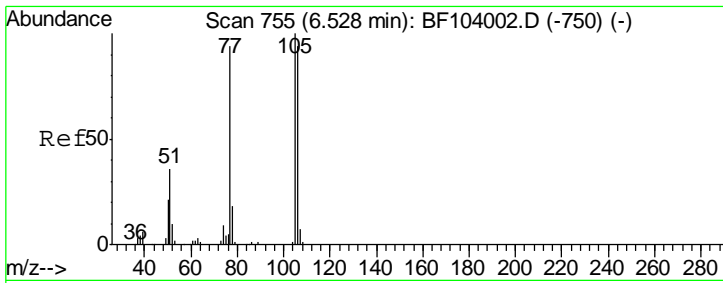
Tgt Ion	Resp	Lower	Upper
99	100		
42	14.5	14.5	21.7
71	32.7	25.4	38.0



#8
 2-Chlorophenol
 Concen: 41.187 ng
 RT: 6.75 min Scan# 793
 Delta R.T. -0.00 min
 Lab File: BF104185.D
 Acq: 3 Apr 2018 17:54

Tgt Ion	Resp	Lower	Upper
128	100		
130	32.2	13.0	53.0
64	42.0	29.4	69.4

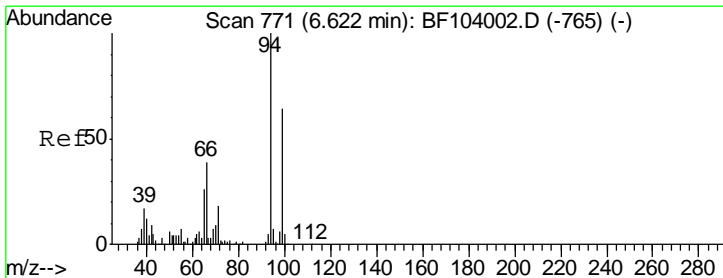
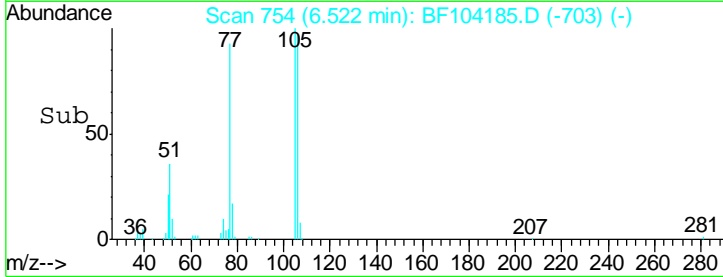
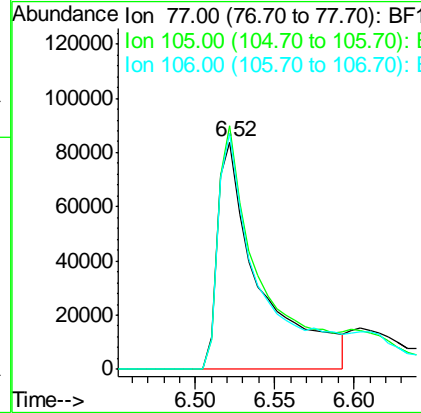
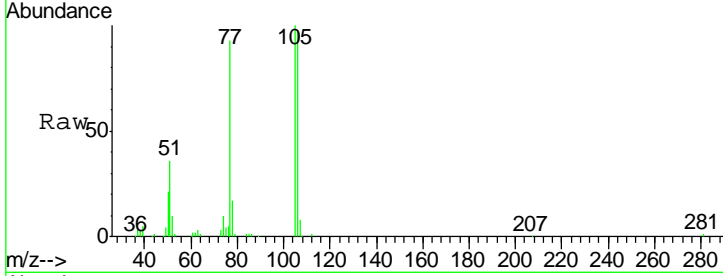




#9
Benzaldehyde
Concen: 45.170 ng
RT: 6.52 min Scan# 754
Delta R.T. -0.00 min
Lab File: BF104185.D
Acq: 3 Apr 2018 17:54

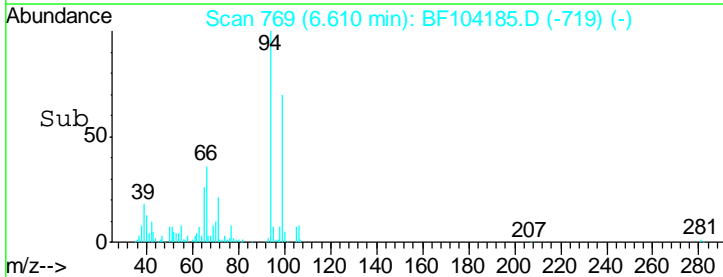
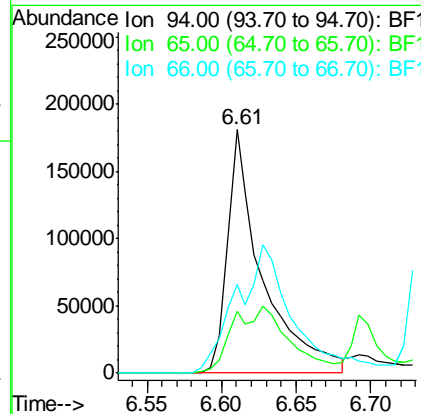
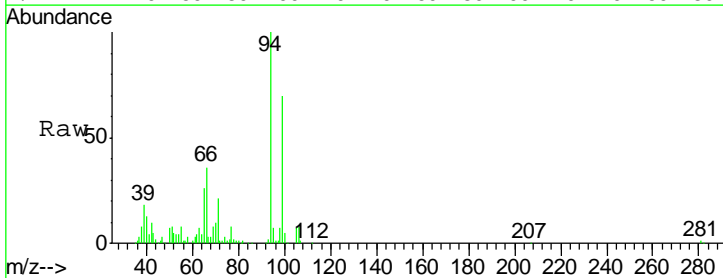
Instrument :
BNA_F
ClientSampled :

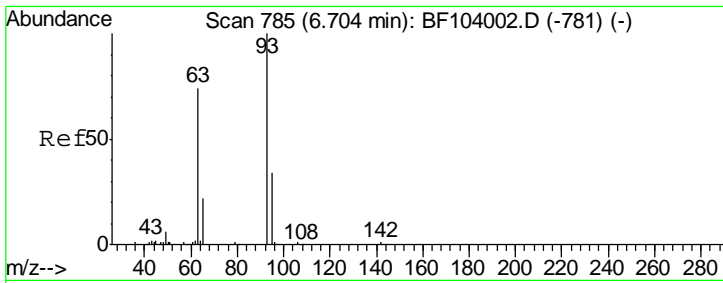
Tgt Ion	Resp	Lower	Upper
77	100		
105	107.0	81.1	121.1
106	103.5	74.5	114.5



#10
Phenol
Concen: 37.802 ng
RT: 6.61 min Scan# 769
Delta R.T. -0.01 min
Lab File: BF104185.D
Acq: 3 Apr 2018 17:54

Tgt Ion	Resp	Lower	Upper
94	100		
65	25.5	7.9	47.9
66	36.5	16.2	56.2

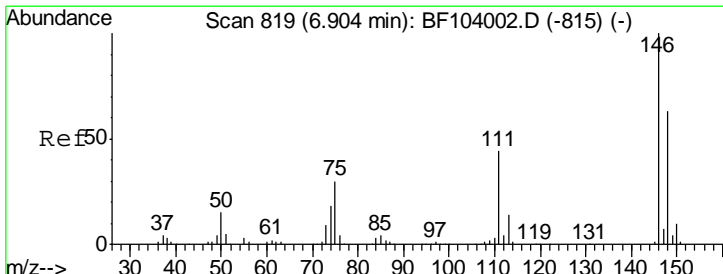
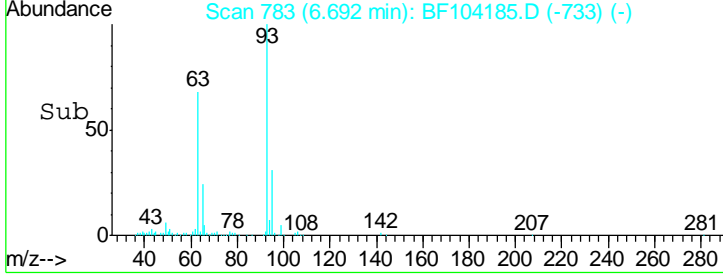
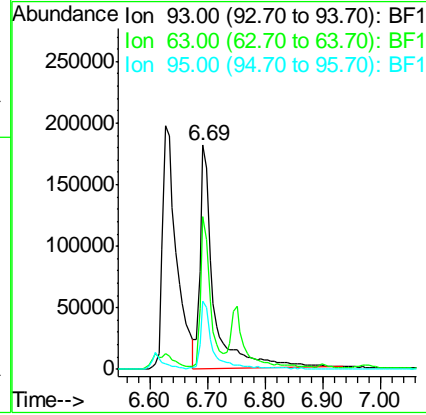
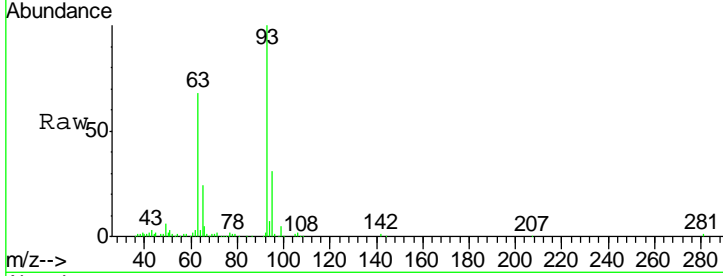




#11
 bis(2-Chloroethyl)ether
 Concen: 44.659 ng
 RT: 6.69 min Scan# 783
 Delta R.T. -0.01 min
 Lab File: BF104185.D
 Acq: 3 Apr 2018 17:54

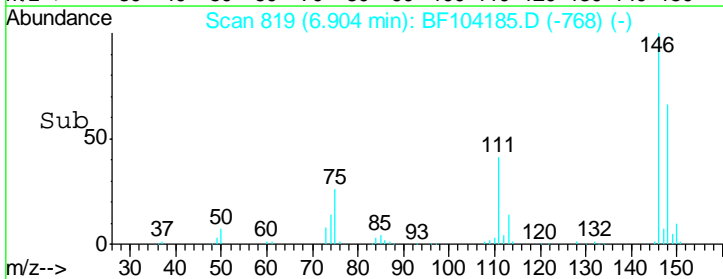
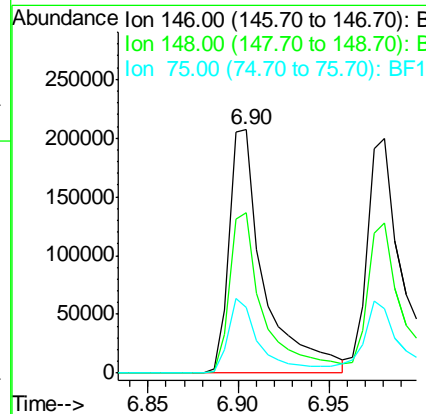
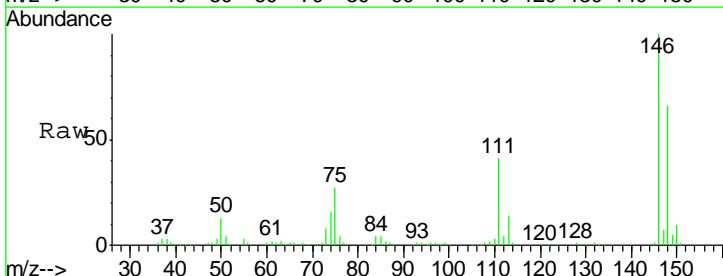
Instrument :
 BNA_F
 ClientSampleId :

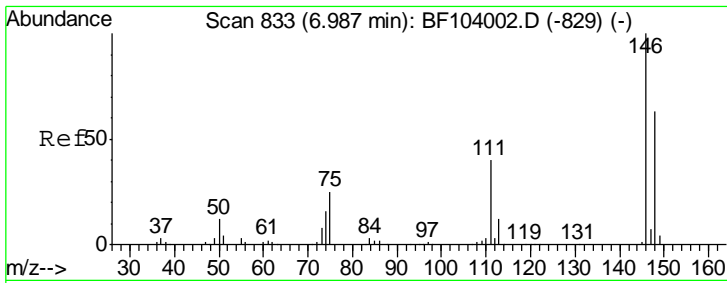
Tgt Ion	Resp	Lower	Upper
93	301378		
63	68.0	58.6	98.6
95	30.7	11.8	51.8



#12
 1,3-Dichlorobenzene
 Concen: 39.536 ng
 RT: 6.90 min Scan# 819
 Delta R.T. -0.00 min
 Lab File: BF104185.D
 Acq: 3 Apr 2018 17:54

Tgt Ion	Resp	Lower	Upper
146	280070		
148	65.9	51.8	77.8
75	26.9	24.2	36.4

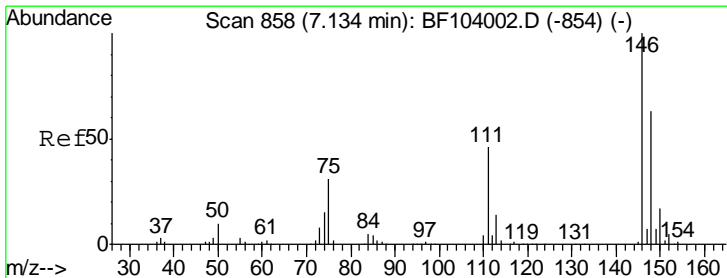
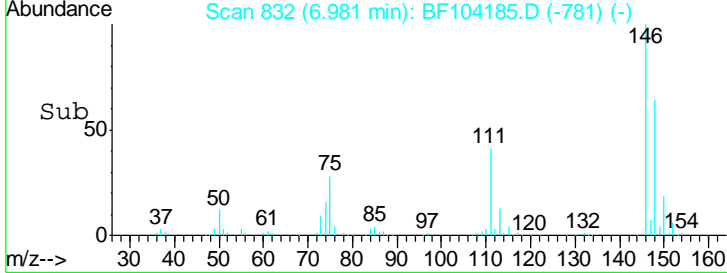
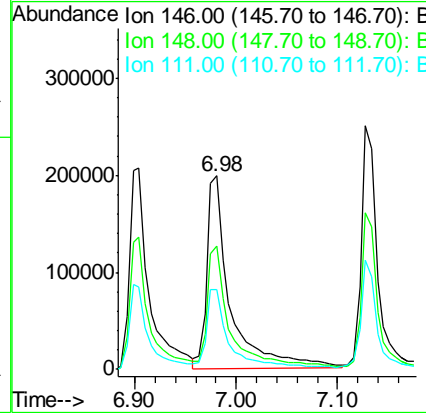
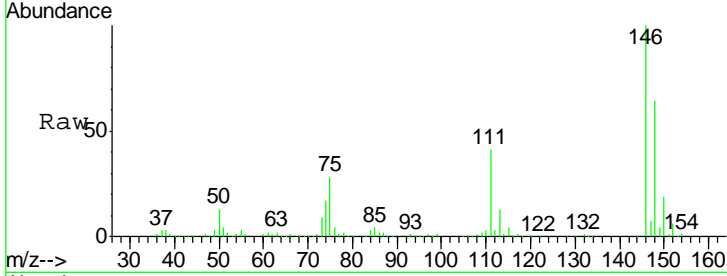




#13
 1,4-Dichlorobenzene
 Concen: 42.324 ng
 RT: 6.98 min Scan# 832
 Delta R.T. -0.00 min
 Lab File: BF104185.D
 Acq: 3 Apr 2018 17:54

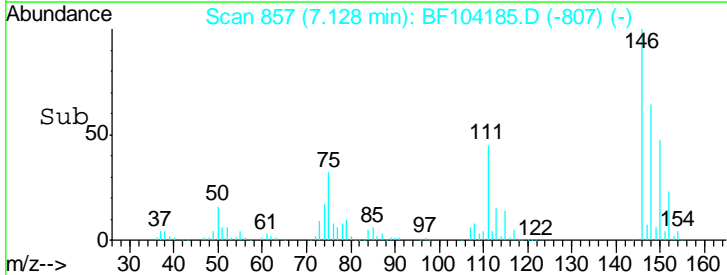
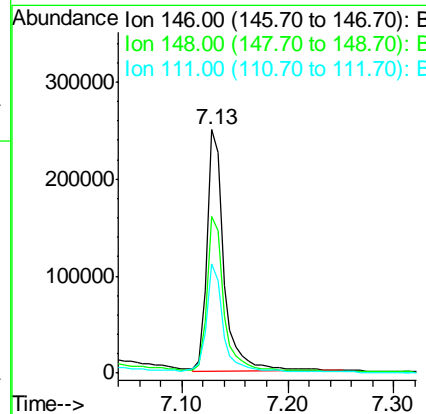
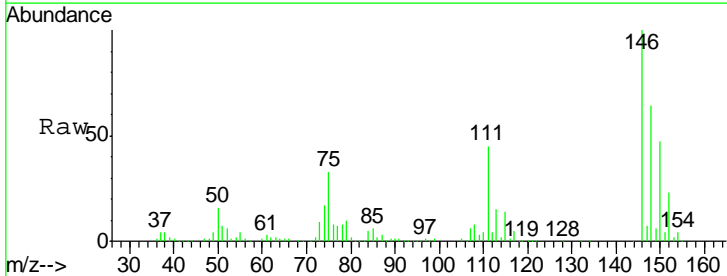
Instrument :
 BNA_F
 ClientSampleId :

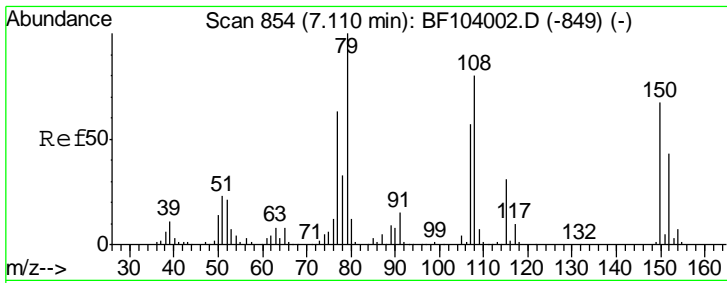
Tgt Ion	Resp	Lower	Upper
146	321254		
148	64.0	50.8	76.2
111	41.0	34.2	51.2



#14
 1,2-Dichlorobenzene
 Concen: 40.753 ng
 RT: 7.13 min Scan# 857
 Delta R.T. -0.01 min
 Lab File: BF104185.D
 Acq: 3 Apr 2018 17:54

Tgt Ion	Resp	Lower	Upper
146	278036		
148	64.2	50.6	75.8
111	45.0	36.0	54.0

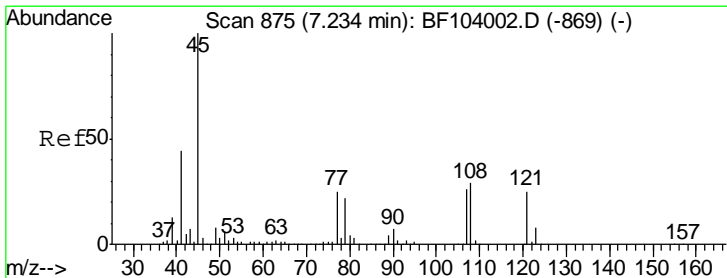
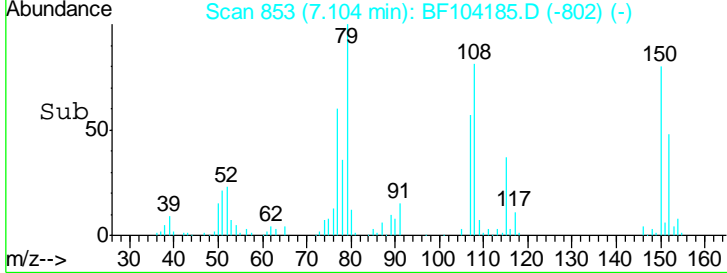
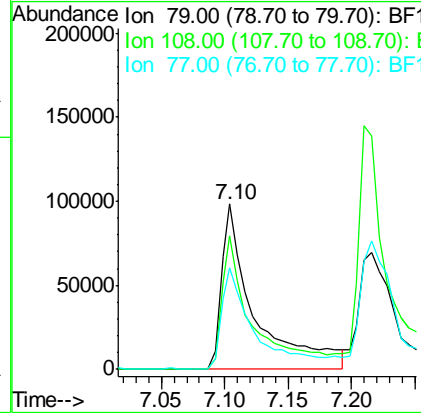
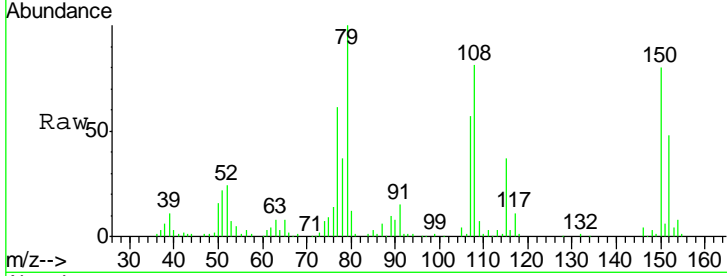




#15
 Benzyl Alcohol
 Concen: 38.936 ng
 RT: 7.10 min Scan# 853
 Delta R.T. -0.00 min
 Lab File: BF104185.D
 Acq: 3 Apr 2018 17:54

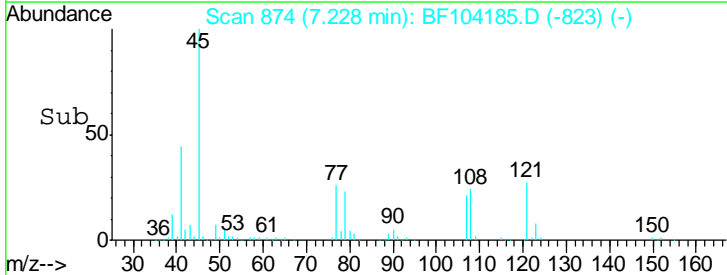
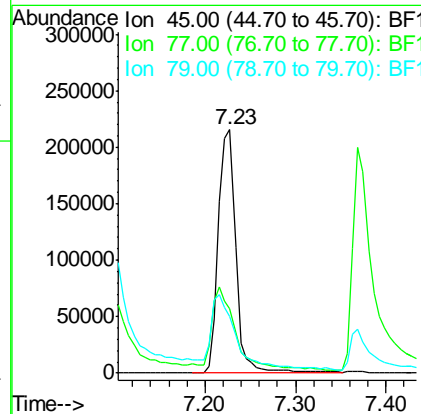
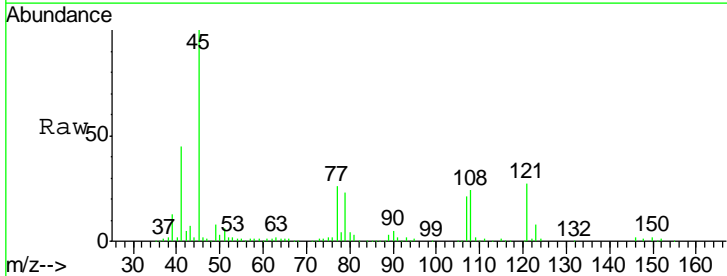
Instrument :
 BNA_F
 ClientSampled :

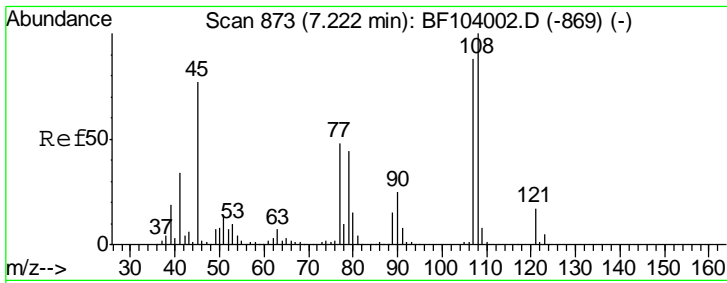
Tgt Ion	Resp	Lower	Upper
79	100		
108	80.8	65.1	97.7
77	61.2	50.6	75.8



#16
 2,2'-oxybis(1-Chloropropane)
 Concen: 39.578 ng
 RT: 7.23 min Scan# 874
 Delta R.T. -0.00 min
 Lab File: BF104185.D
 Acq: 3 Apr 2018 17:54

Tgt Ion	Resp	Lower	Upper
45	100		
77	26.3	0.0	32.9
79	23.1	0.0	29.6

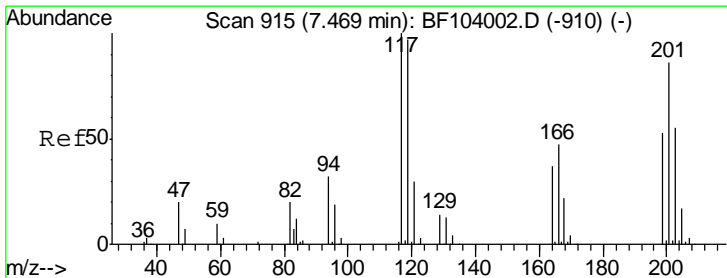
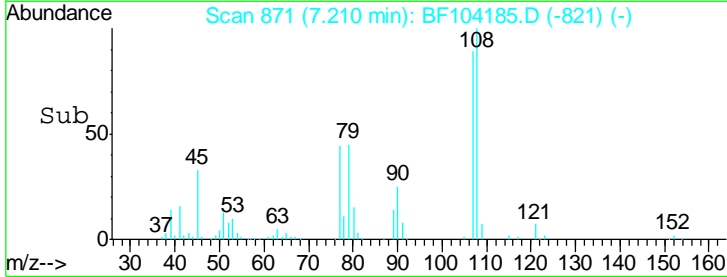
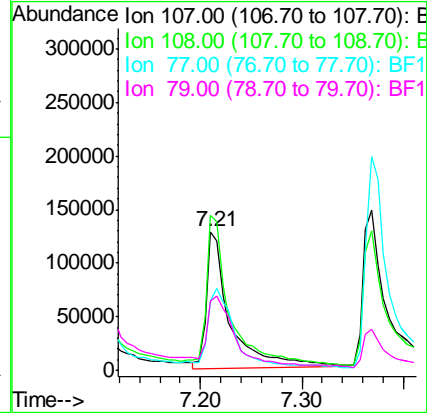
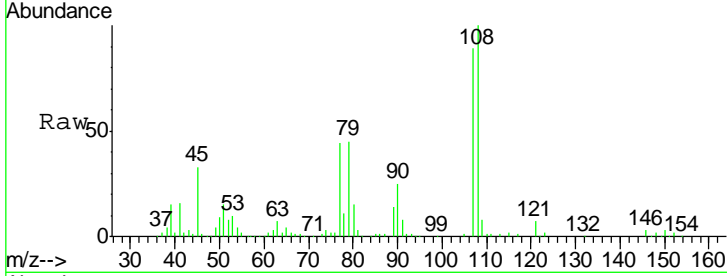




#17
 2-Methylphenol
 Concen: 40.200 ng
 RT: 7.21 min Scan# 871
 Delta R.T. -0.01 min
 Lab File: BF104185.D
 Acq: 3 Apr 2018 17:54

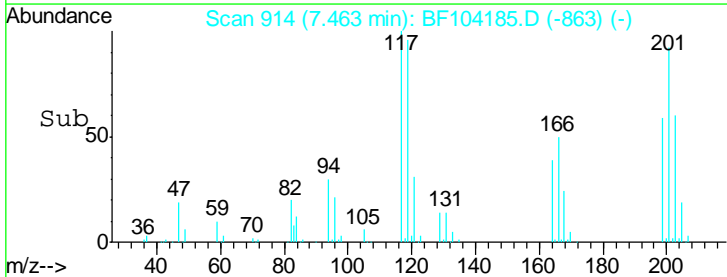
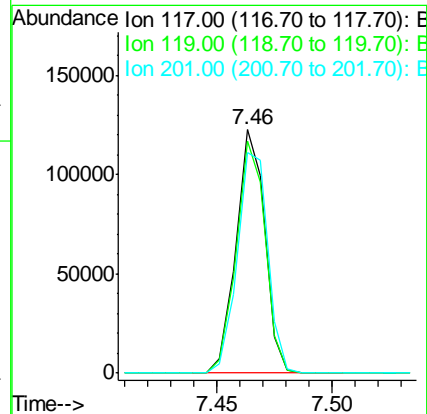
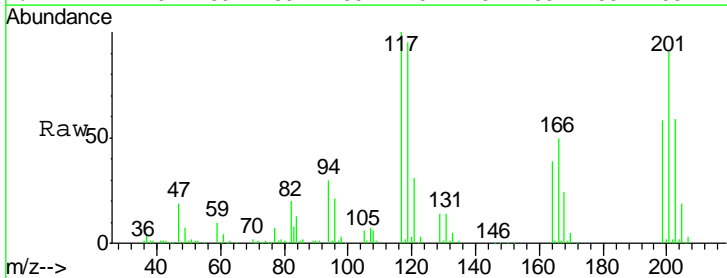
Instrument :
 BNA_F
 ClientSampled :

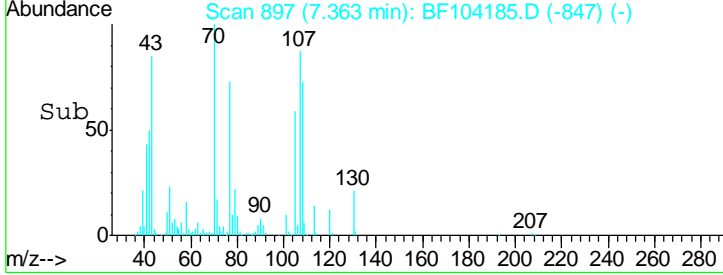
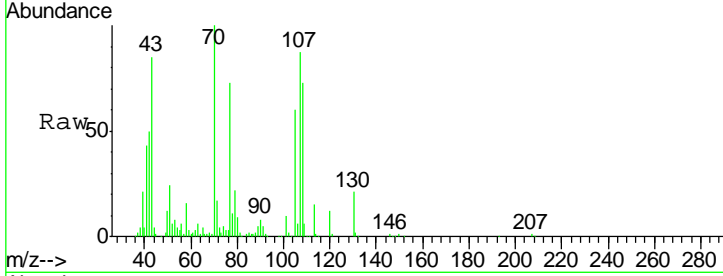
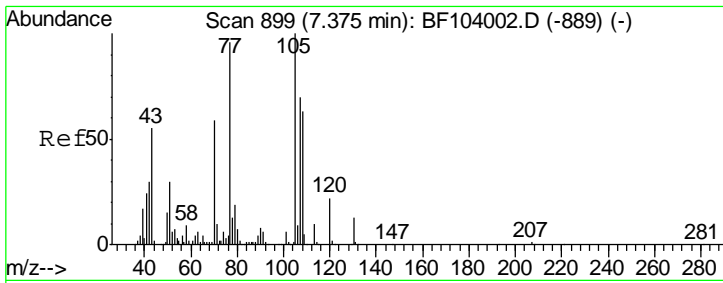
Tgt Ion	Resp	Lower	Upper
107	100		
108	111.9	91.7	137.5
77	49.5	33.8	50.8
79	50.3	33.8	50.8



#18
 Hexachloroethane
 Concen: 41.898 ng
 RT: 7.46 min Scan# 914
 Delta R.T. -0.00 min
 Lab File: BF104185.D
 Acq: 3 Apr 2018 17:54

Tgt Ion	Resp	Lower	Upper
117	100		
119	95.2	75.8	113.8
201	90.8	75.7	113.5

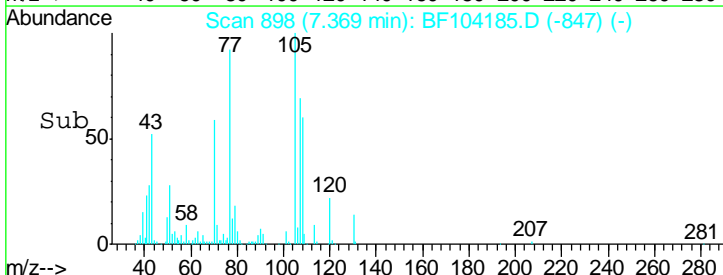
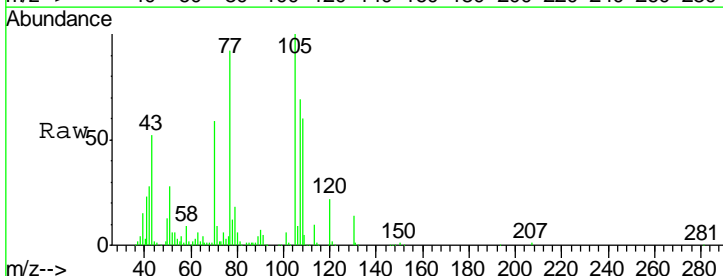
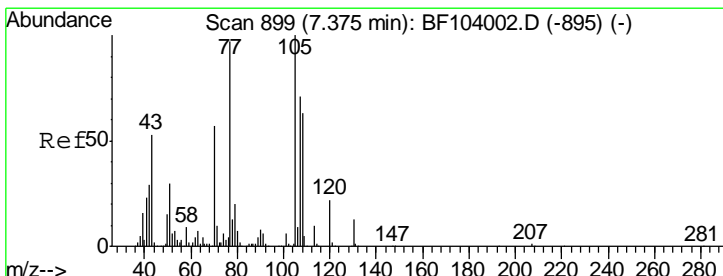
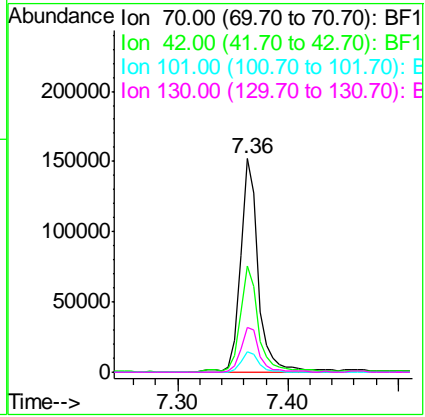




#19
 n-Nitroso-di-n-propylamine
 Concen: 41.483 ng
 RT: 7.36 min Scan# 897
 Delta R.T. -0.01 min
 Lab File: BF104185.D
 Acq: 3 Apr 2018 17:54

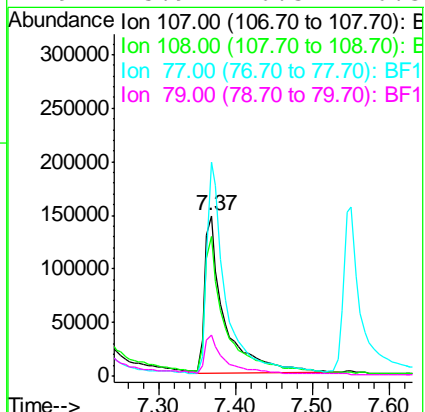
Instrument :
 BNA_F
 ClientSampled :

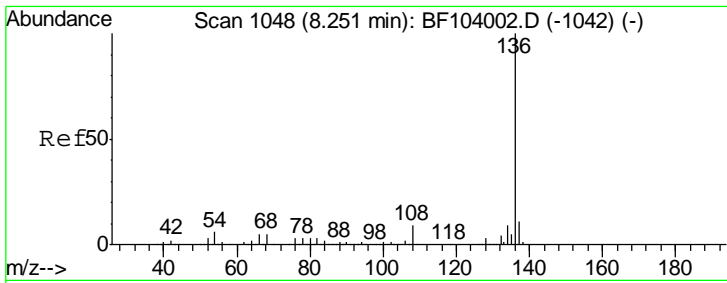
Tgt Ion	Resp	Lower	Upper
70	100		
42	49.9	47.5	71.3
101	9.6	7.4	11.2
130	21.1	16.6	25.0



#20
 3+4-Methylphenols
 Concen: 40.648 ng
 RT: 7.37 min Scan# 898
 Delta R.T. -0.00 min
 Lab File: BF104185.D
 Acq: 3 Apr 2018 17:54

Tgt Ion	Resp	Lower	Upper
107	100		
108	87.4	68.2	108.2
77	133.4	26.7	66.7#
79	25.9	6.3	46.3

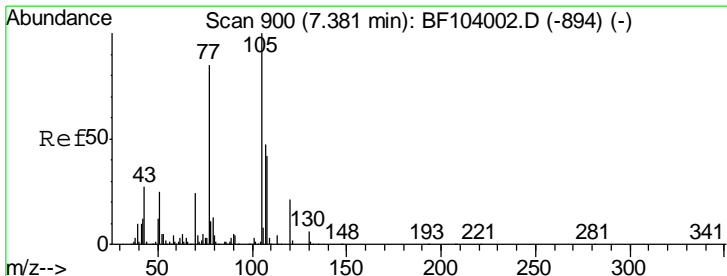
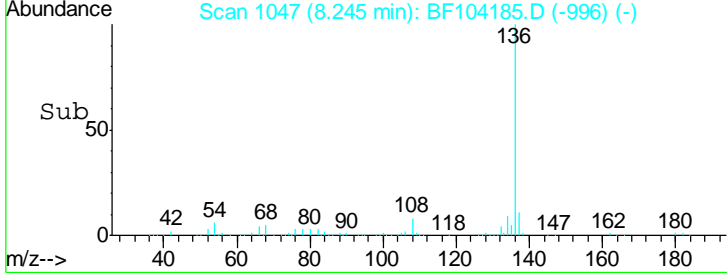
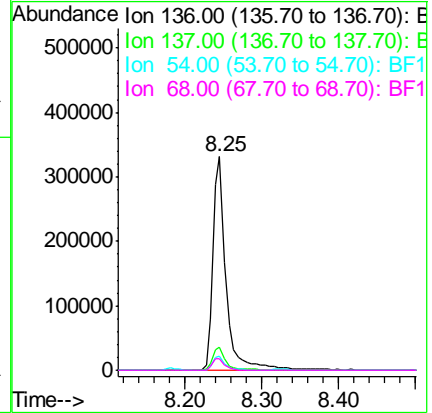
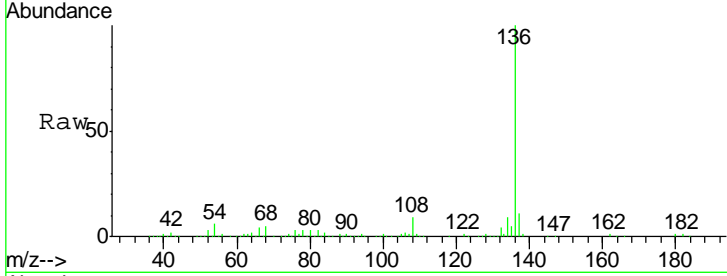




#21
 Naphthalene-d8
 Concen: 20.000 ng
 RT: 8.25 min Scan# 1047
 Delta R.T. -0.00 min
 Lab File: BF104185.D
 Acq: 3 Apr 2018 17:54

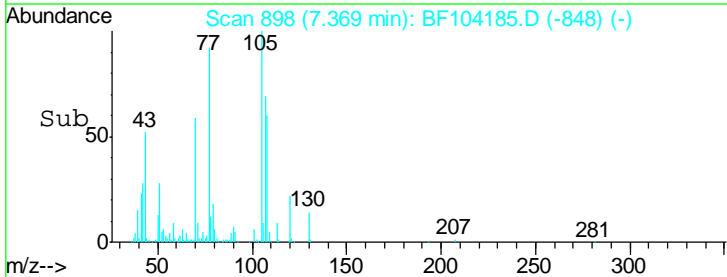
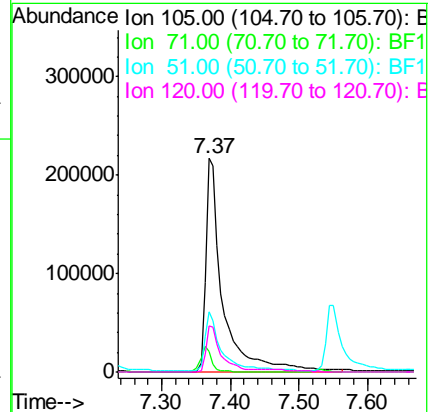
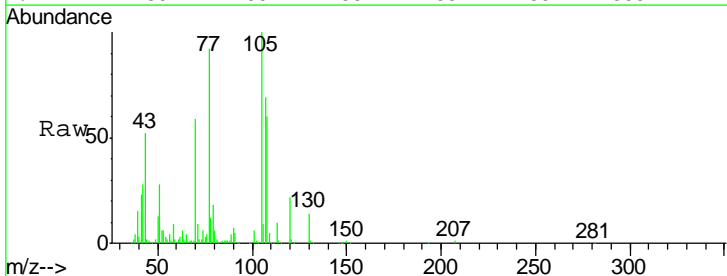
Instrument :
 BNA_F
 ClientSampled :

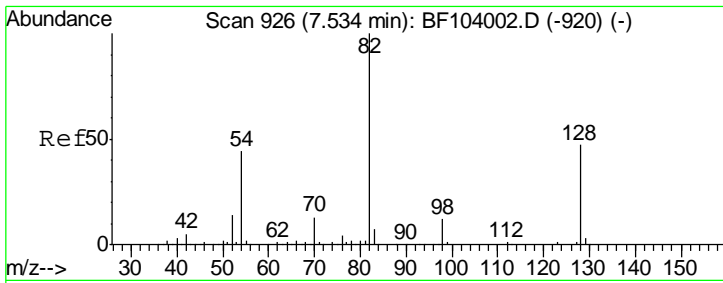
Tgt Ion	Resp	Lower	Upper
136	389398		
137	10.6	8.9	13.3
54	6.5	6.6	9.8#
68	5.4	5.0	7.4



#22
 Acetophenone
 Concen: 40.116 ng
 RT: 7.37 min Scan# 898
 Delta R.T. -0.01 min
 Lab File: BF104185.D
 Acq: 3 Apr 2018 17:54

Tgt Ion	Resp	Lower	Upper
105	377949		
71	9.4	4.4	6.6#
51	28.1	22.3	33.5
120	21.5	16.9	25.3

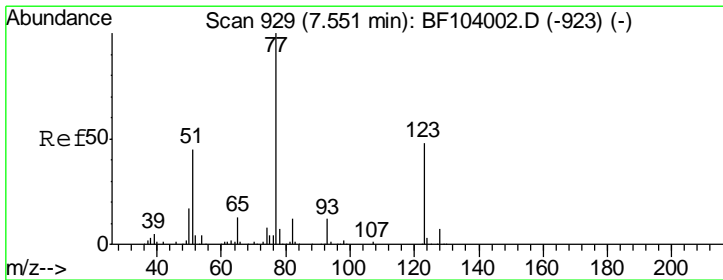
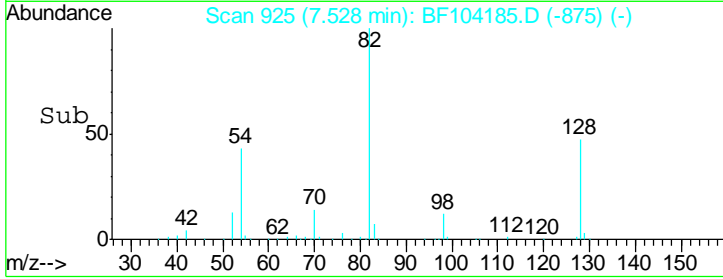
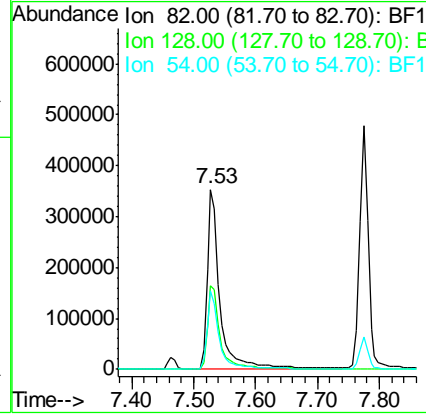
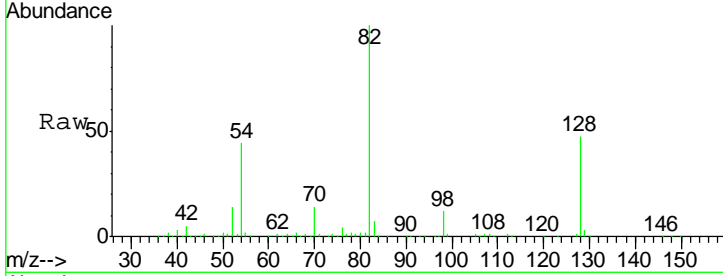




#23
 Nitrobenzene-d5
 Concen: 81.283 ng
 RT: 7.53 min Scan# 925
 Delta R.T. -0.01 min
 Lab File: BF104185.D
 Acq: 3 Apr 2018 17:54

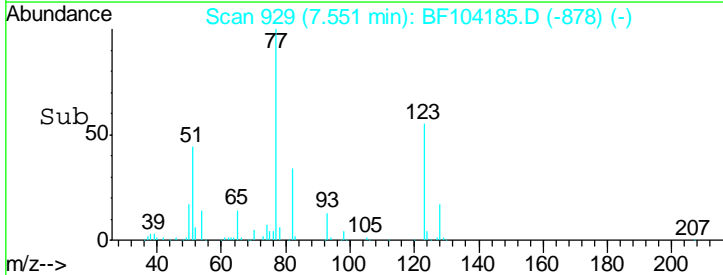
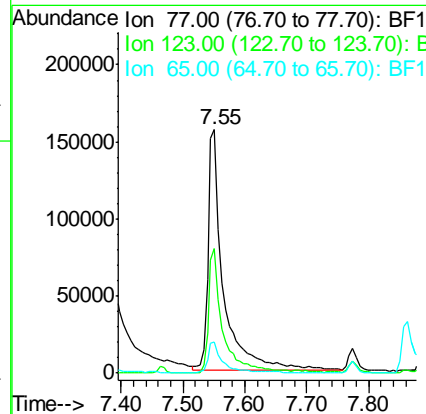
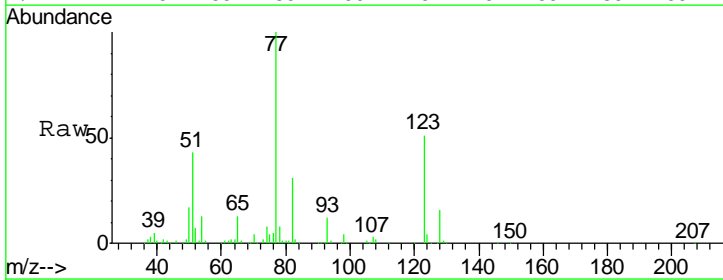
Instrument :
 BNA_F
 ClientSampled :

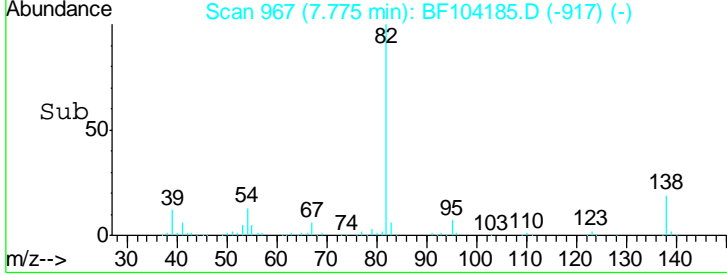
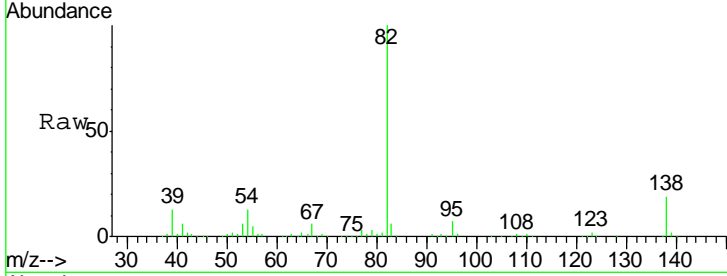
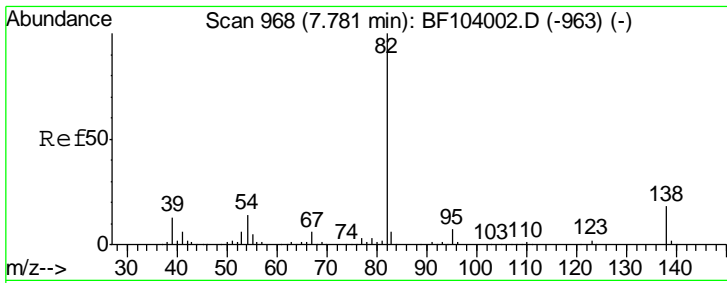
Tgt Ion	Resp	Lower	Upper
82	100		
128	46.6	36.1	54.1
54	43.8	41.4	62.2



#24
 Nitrobenzene
 Concen: 40.117 ng
 RT: 7.55 min Scan# 929
 Delta R.T. -0.00 min
 Lab File: BF104185.D
 Acq: 3 Apr 2018 17:54

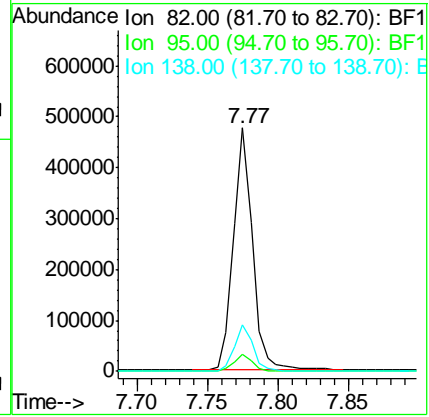
Tgt Ion	Resp	Lower	Upper
77	100		
123	51.3	37.9	56.9
65	13.0	11.0	16.4



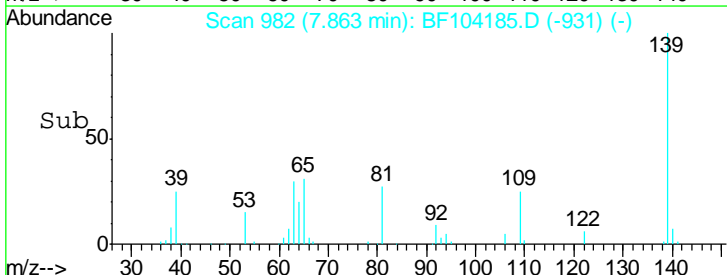
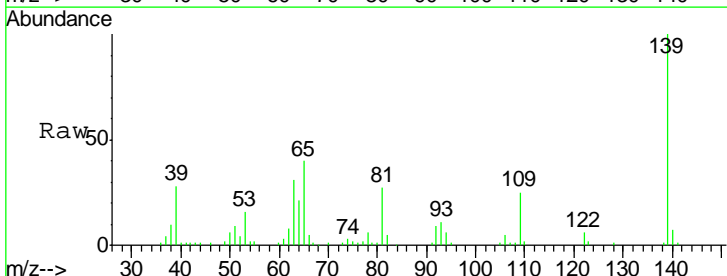
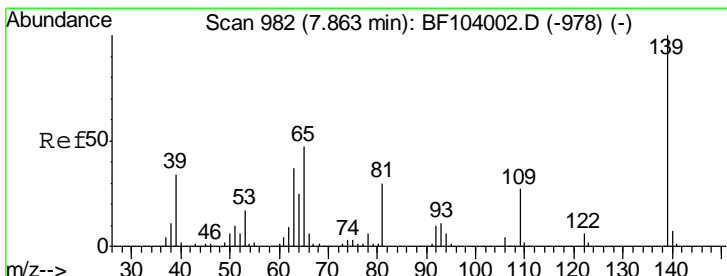


#25
 Isophorone
 Concen: 38.456 ng
 RT: 7.77 min Scan# 967
 Delta R.T. -0.01 min
 Lab File: BF104185.D
 Acq: 3 Apr 2018 17:54

Tgt Ion	Resp	Lower	Upper
82	100		
95	6.8	5.2	7.8
138	19.1	14.9	22.3

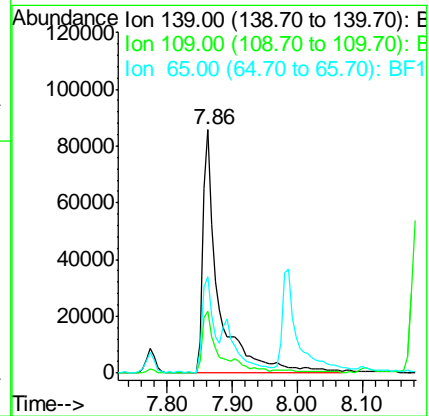


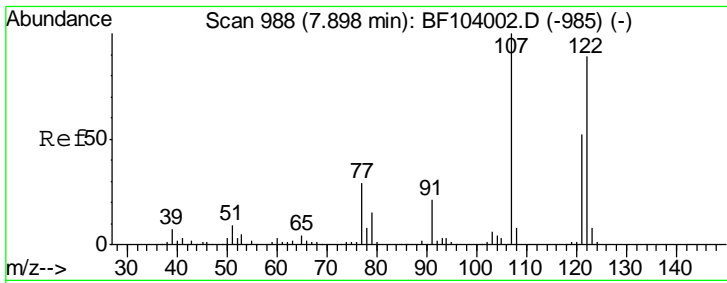
Instrument :
 BNA_F
 ClientSampled :



#26
 2-Nitrophenol
 Concen: 41.385 ng
 RT: 7.86 min Scan# 982
 Delta R.T. -0.00 min
 Lab File: BF104185.D
 Acq: 3 Apr 2018 17:54

Tgt Ion	Resp	Lower	Upper
139	100		
109	25.4	22.7	34.1
65	39.5	40.5	60.7#

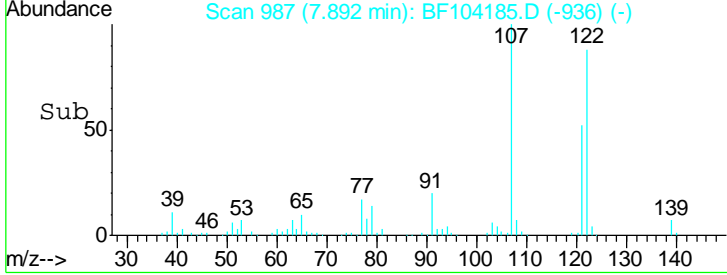
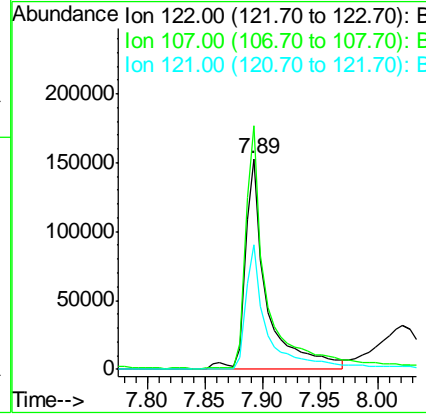
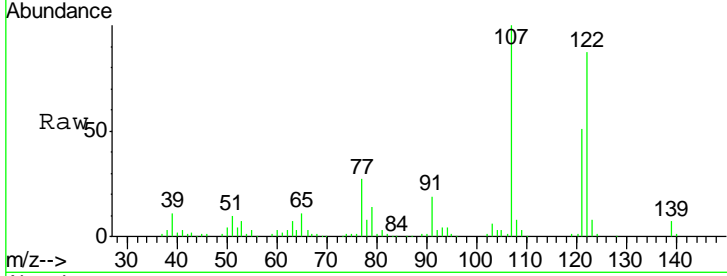




#27
 2,4-Dimethylphenol
 Concen: 39.216 ng
 RT: 7.89 min Scan# 987
 Delta R.T. -0.00 min
 Lab File: BF104185.D
 Acq: 3 Apr 2018 17:54

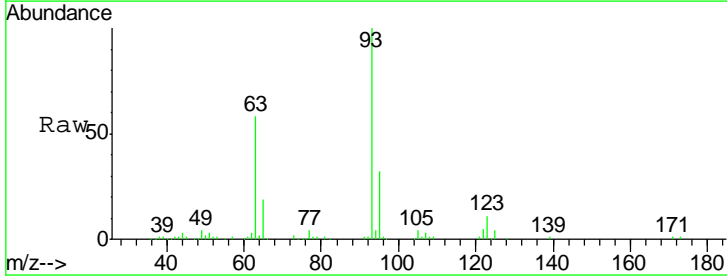
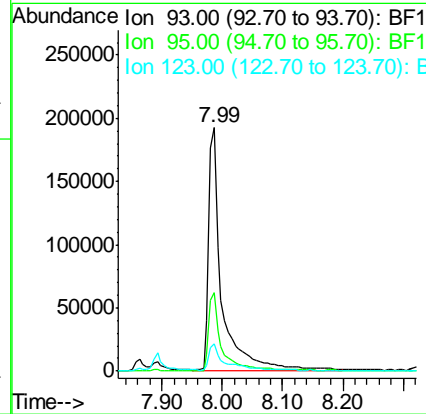
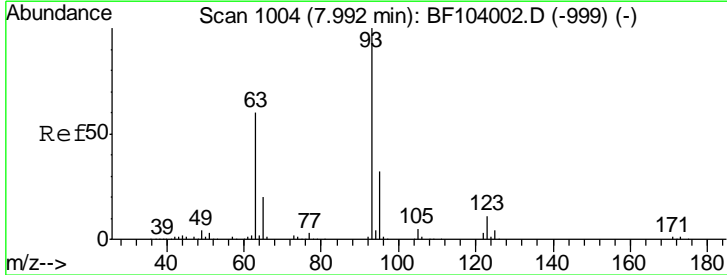
Instrument :
 BNA_F
 ClientSampled :

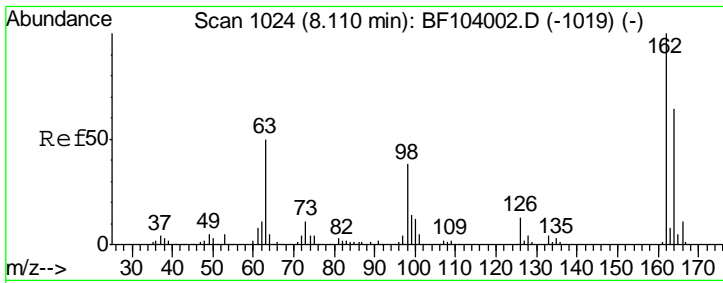
Tgt Ion	Resp	Lower	Upper
122	197787		
107	115.5	91.2	136.8
121	59.4	47.2	70.8



#28
 bis(2-Chloroethoxy)methane
 Concen: 39.139 ng
 RT: 7.99 min Scan# 1003
 Delta R.T. -0.00 min
 Lab File: BF104185.D
 Acq: 3 Apr 2018 17:54

Tgt Ion	Resp	Lower	Upper
93	287850		
95	32.1	26.3	39.5
123	11.3	9.8	14.6

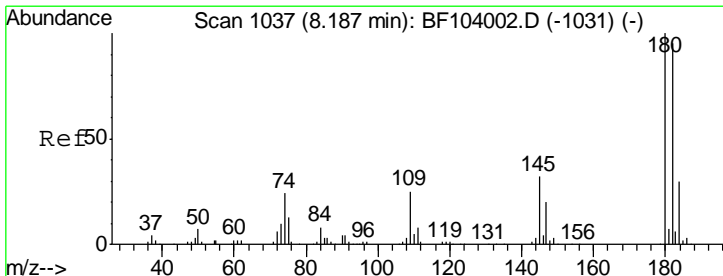
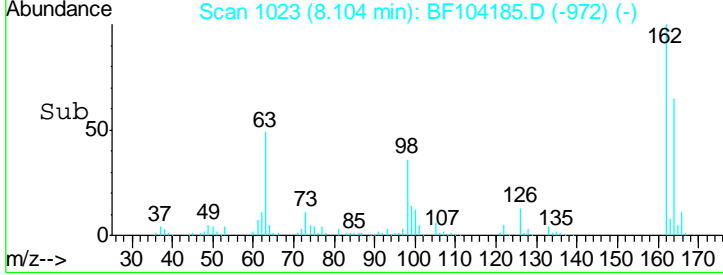
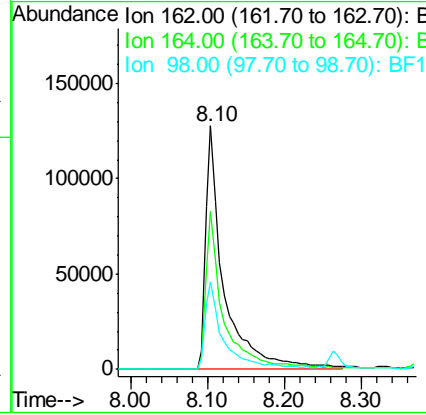
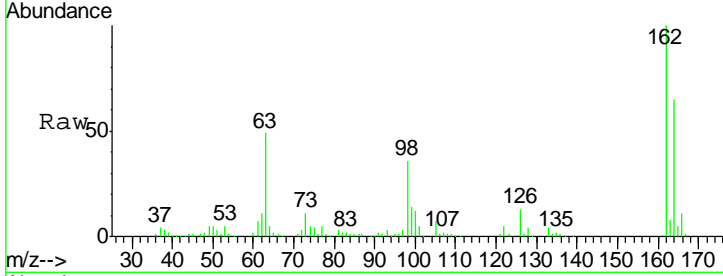




#29
 2,4-Dichlorophenol
 Concen: 39.897 ng
 RT: 8.10 min Scan# 1023
 Delta R.T. -0.00 min
 Lab File: BF104185.D
 Acq: 3 Apr 2018 17:54

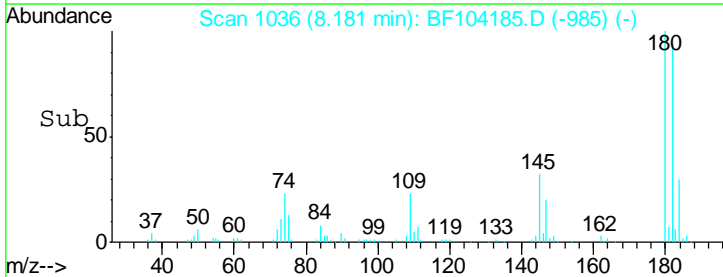
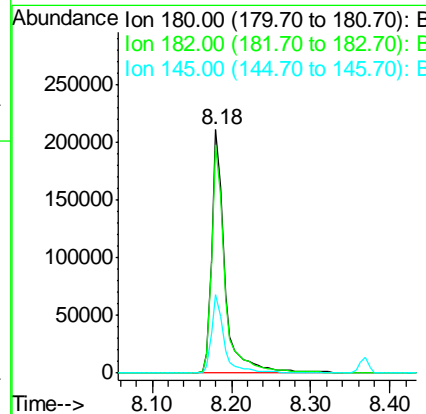
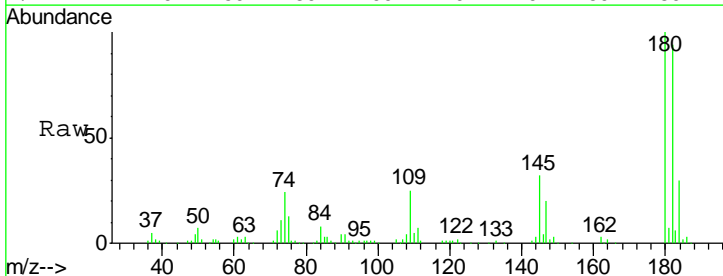
Instrument :
 BNA_F
 ClientSampled :

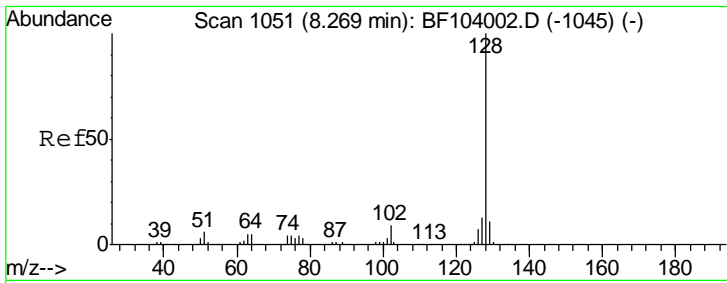
Tgt Ion	Resp	Lower	Upper
162	210175		
164	100	42.7	82.7
98	35.7	18.1	58.1



#30
 1,2,4-Trichlorobenzene
 Concen: 41.110 ng
 RT: 8.18 min Scan# 1036
 Delta R.T. -0.00 min
 Lab File: BF104185.D
 Acq: 3 Apr 2018 17:54

Tgt Ion	Resp	Lower	Upper
180	245717		
182	93.5	76.8	115.2
145	32.3	26.5	39.7

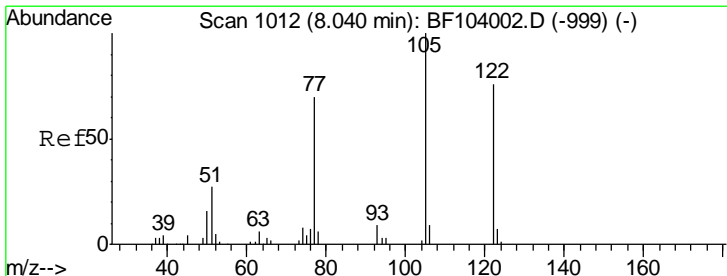
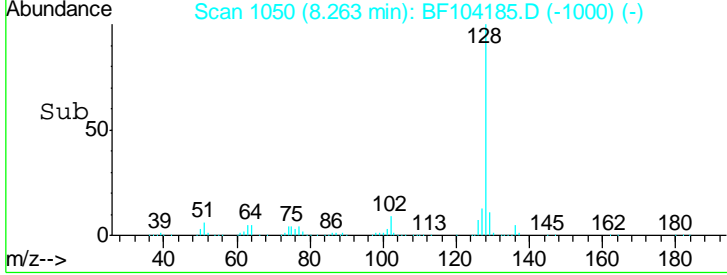
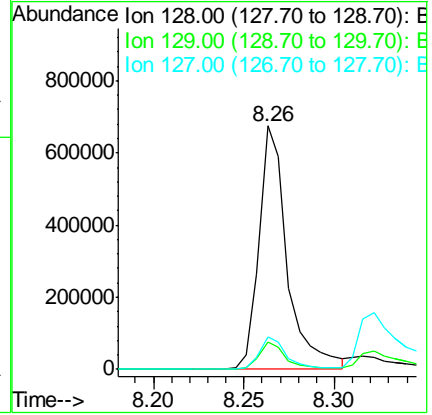
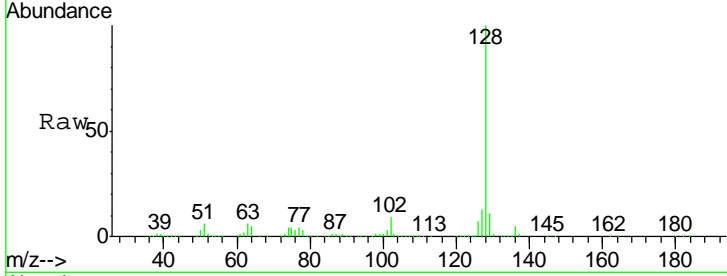




#31
 Naphthalene
 Concen: 38.550 ng
 RT: 8.26 min Scan# 1050
 Delta R.T. -0.01 min
 Lab File: BF104185.D
 Acq: 3 Apr 2018 17:54

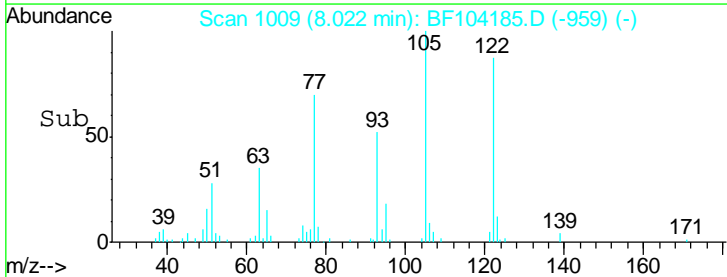
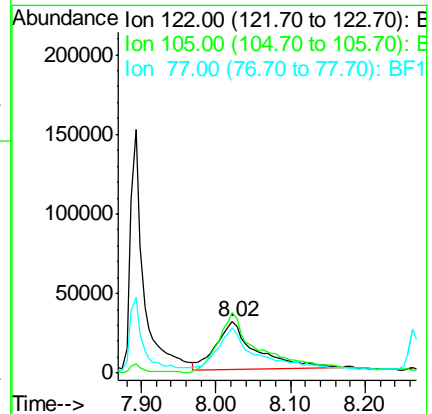
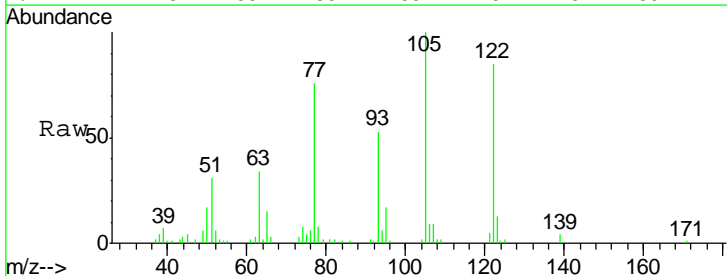
Instrument :
 BNA_F
 ClientSampled :

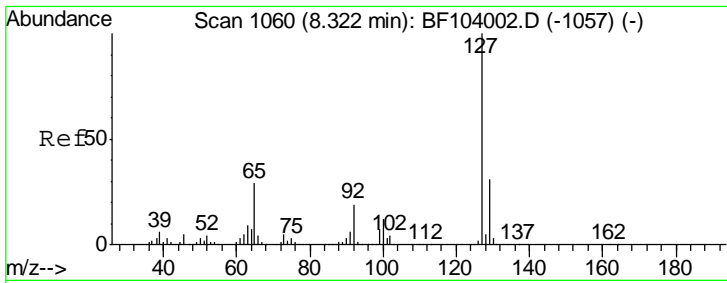
Tgt Ion	Resp	Lower	Upper
128	733362		
129	11.4	8.8	13.2
127	13.5	10.9	16.3



#32
 Benzoic acid
 Concen: 30.272 ng
 RT: 8.02 min Scan# 1009
 Delta R.T. -0.01 min
 Lab File: BF104185.D
 Acq: 3 Apr 2018 17:54

Tgt Ion	Resp	Lower	Upper
122	111845		
105	117.8	101.1	141.1
77	89.4	70.7	110.7

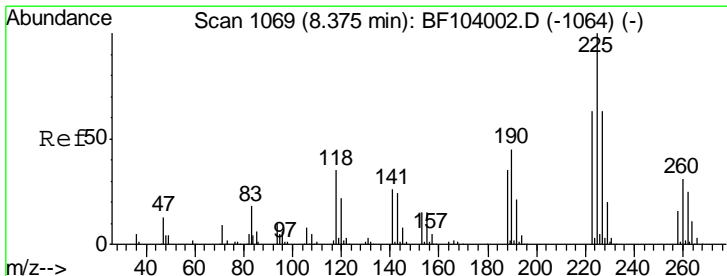
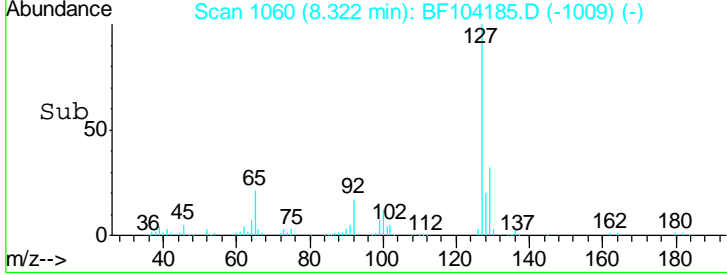
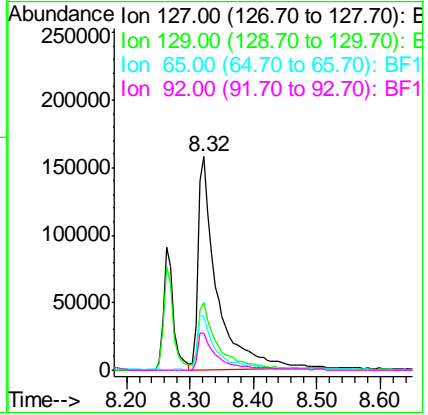
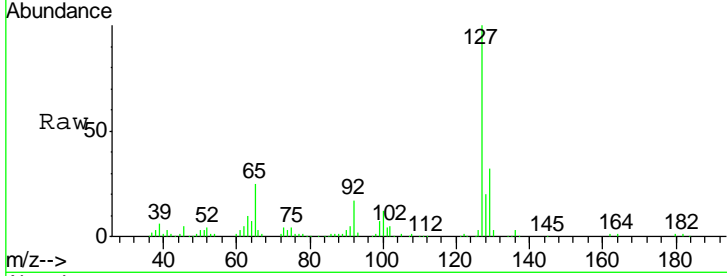




#33
 4-Chloroaniline
 Concen: 40.425 ng
 RT: 8.32 min Scan# 1060
 Delta R.T. -0.00 min
 Lab File: BF104185.D
 Acq: 3 Apr 2018 17:54

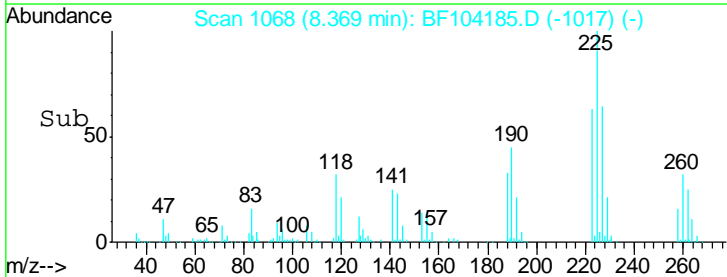
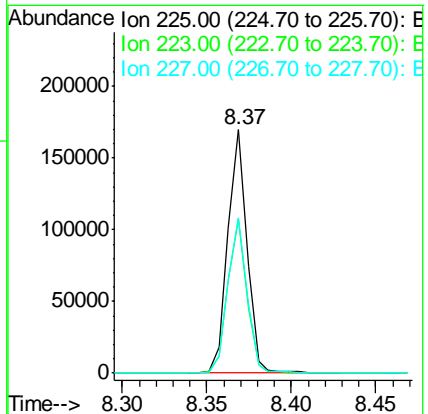
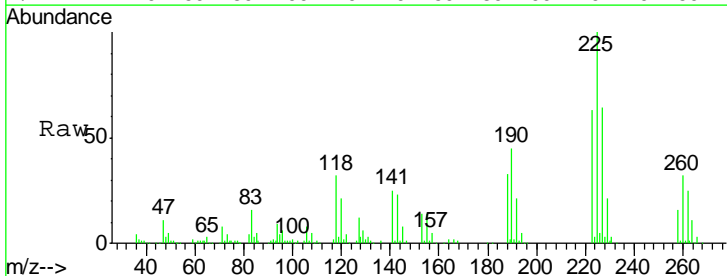
Instrument :
 BNA_F
 ClientSampled :

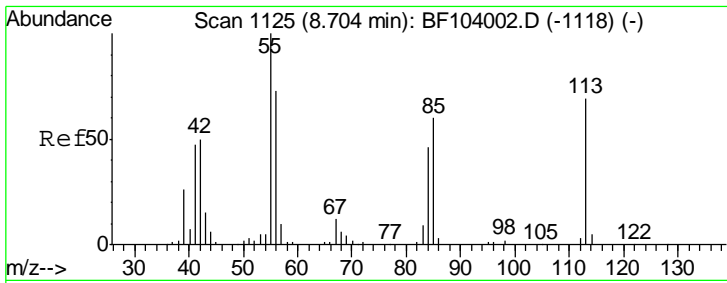
Tgt Ion	Resp	Lower	Upper
127	100		
129	32.0	25.9	38.9
65	25.1	25.0	37.4
92	17.1	15.2	22.8



#34
 Hexachlorobutadiene
 Concen: 41.271 ng
 RT: 8.37 min Scan# 1068
 Delta R.T. -0.00 min
 Lab File: BF104185.D
 Acq: 3 Apr 2018 17:54

Tgt Ion	Resp	Lower	Upper
225	100		
223	63.4	50.6	76.0
227	63.6	51.9	77.9

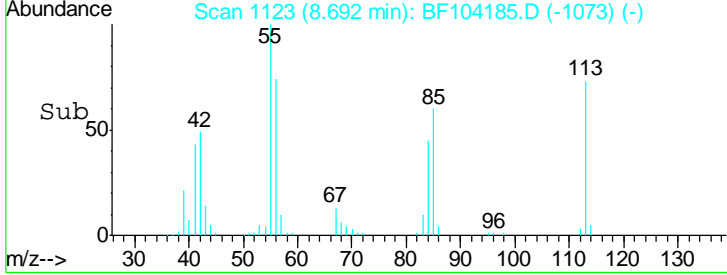
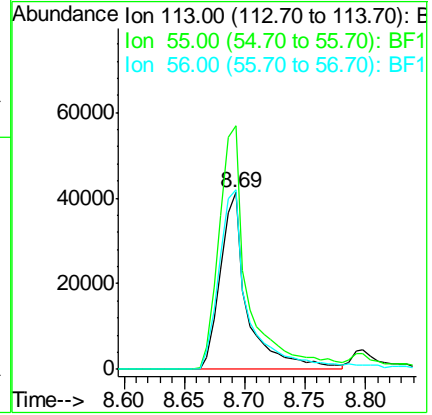
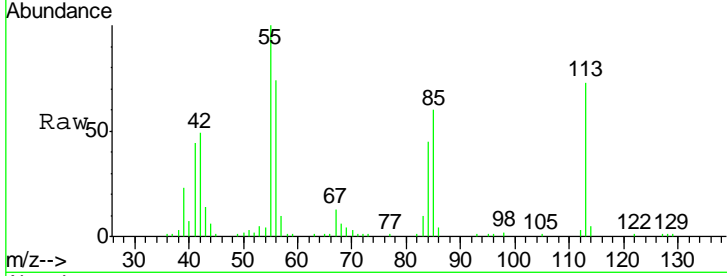




#35
 Caprolactam
 Concen: 38.261 ng
 RT: 8.69 min Scan# 1123
 Delta R.T. -0.01 min
 Lab File: BF104185.D
 Acq: 3 Apr 2018 17:54

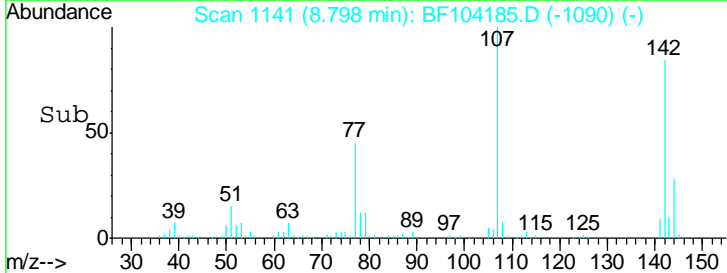
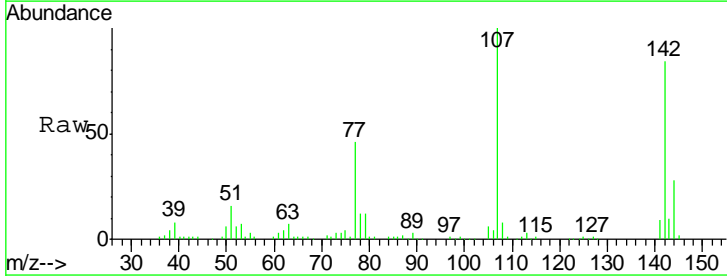
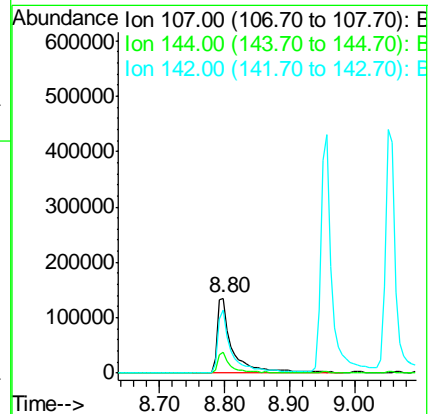
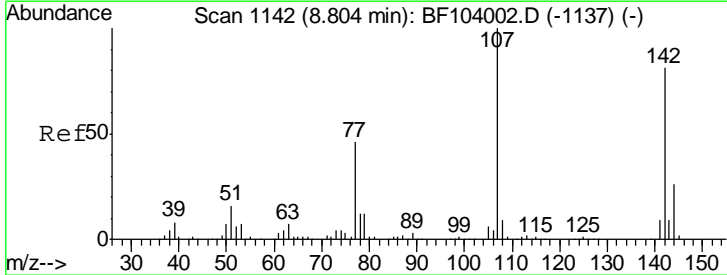
Instrument :
 BNA_F
 ClientSampled :

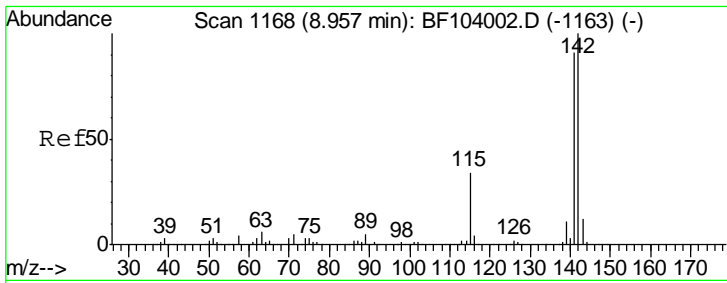
Tgt Ion	Resp	Lower	Upper
113	63910		
55	137.8	163.3	203.3#
56	101.7	115.7	155.7#



#36
 4-Chloro-3-methylphenol
 Concen: 39.954 ng
 RT: 8.80 min Scan# 1141
 Delta R.T. -0.00 min
 Lab File: BF104185.D
 Acq: 3 Apr 2018 17:54

Tgt Ion	Resp	Lower	Upper
107	222623		
144	27.5	20.5	30.7
142	84.0	62.0	93.0

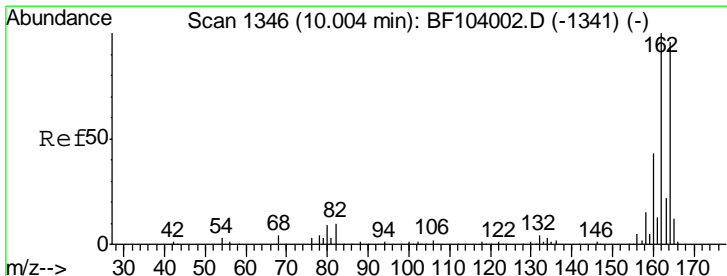
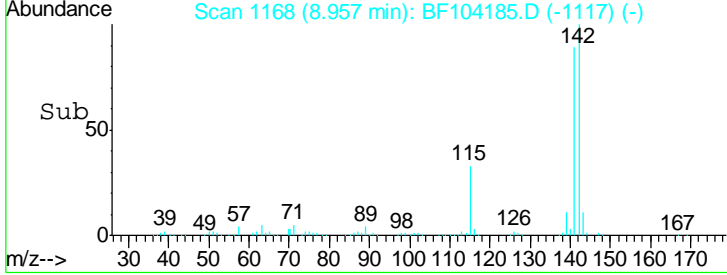
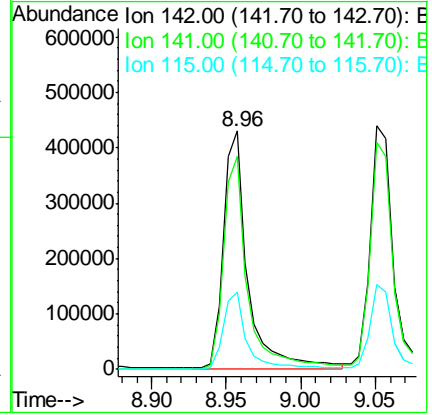
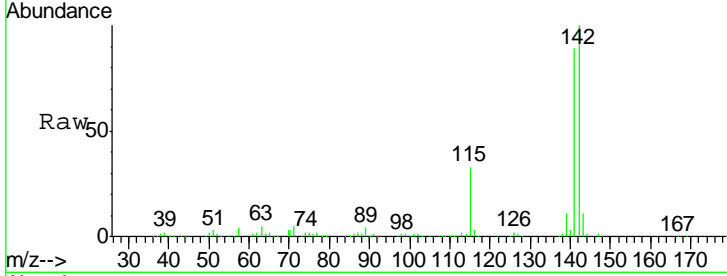




#37
 2-Methylnaphthalene
 Concen: 39.407 ng
 RT: 8.96 min Scan# 1168
 Delta R.T. -0.00 min
 Lab File: BF104185.D
 Acq: 3 Apr 2018 17:54

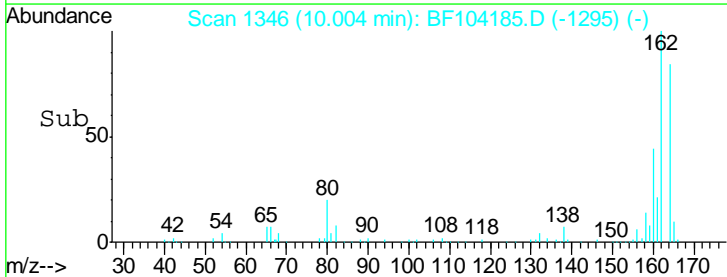
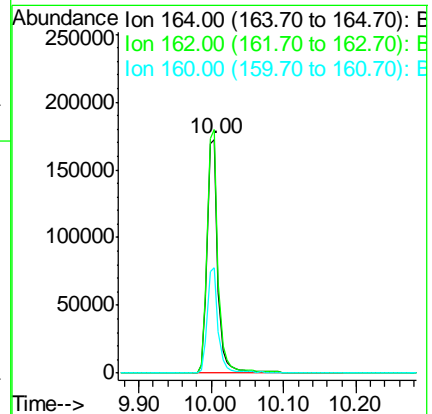
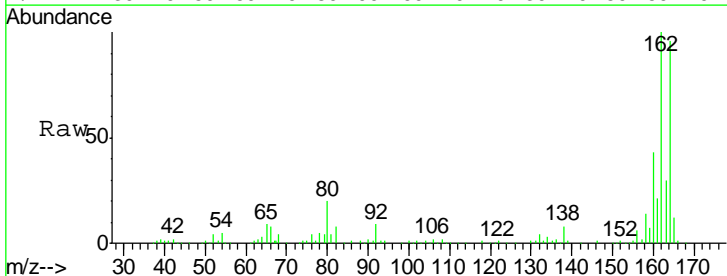
Instrument :
 BNA_F
 ClientSampled :

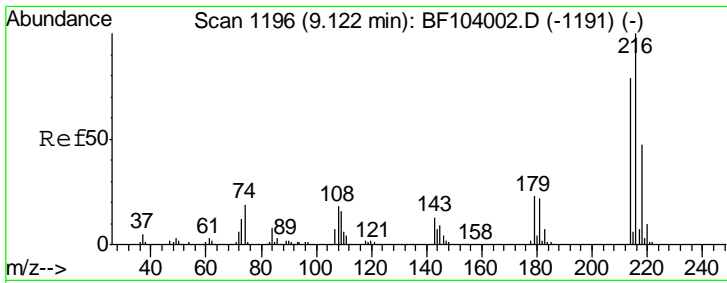
Tgt Ion	Resp	Lower	Upper
142	493809		
141	89.3	70.8	106.2
115	32.6	26.1	39.1



#38
 Acenaphthene-d10
 Concen: 20.000 ng
 RT: 10.00 min Scan# 1346
 Delta R.T. -0.00 min
 Lab File: BF104185.D
 Acq: 3 Apr 2018 17:54

Tgt Ion	Resp	Lower	Upper
164	182362		
162	104.2	86.1	129.1
160	45.2	38.3	57.5

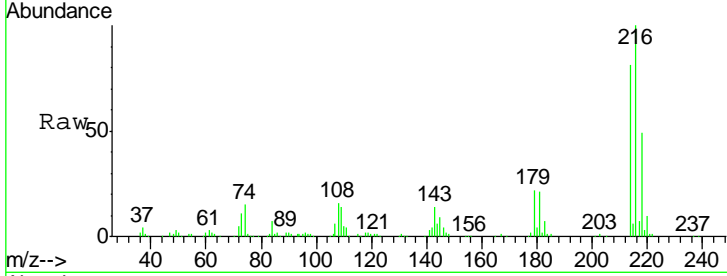




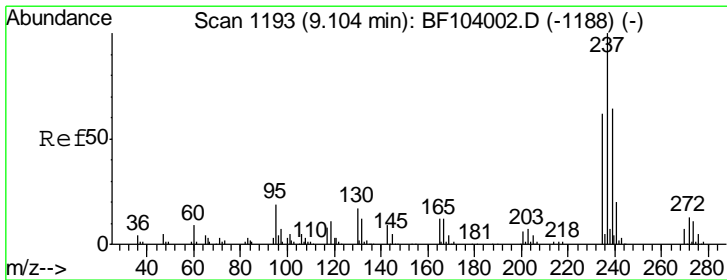
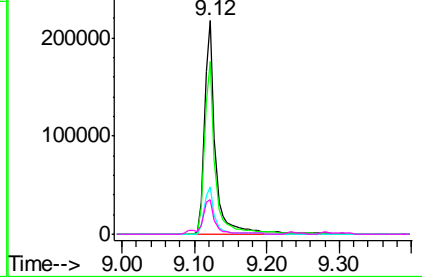
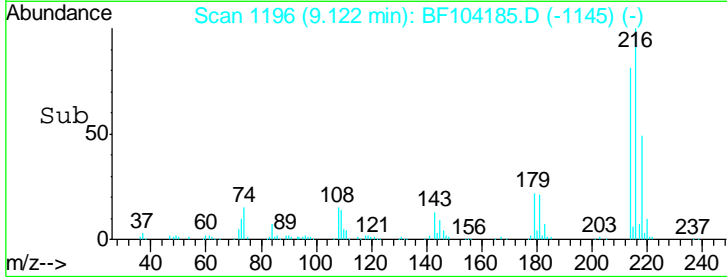
#39
 1,2,4,5-Tetrachlorobenzene
 Concen: 41.094 ng
 RT: 9.12 min Scan# 1196
 Delta R.T. -0.00 min
 Lab File: BF104185.D
 Acq: 3 Apr 2018 17:54

Instrument :
 BNA_F
 ClientSampled :

Tgt Ion	Resp	Lower	Upper
216	229803		
214	79.8	63.0	94.4
179	22.3	18.1	27.1
108	17.4	17.2	25.8

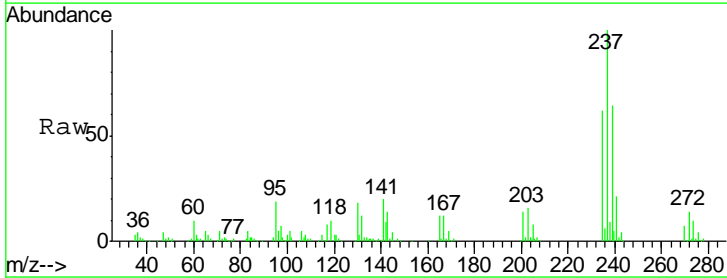


Abundance Ion 216.00 (215.70 to 216.70): E
 Ion 214.00 (213.70 to 214.70): E
 Ion 179.00 (178.70 to 179.70): E
 Ion 108.00 (107.70 to 108.70): E

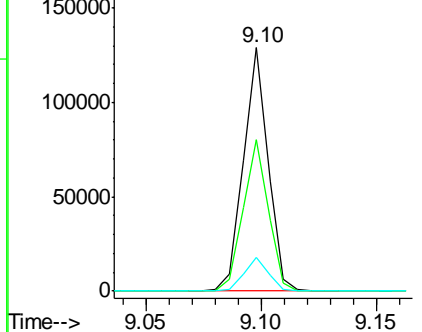
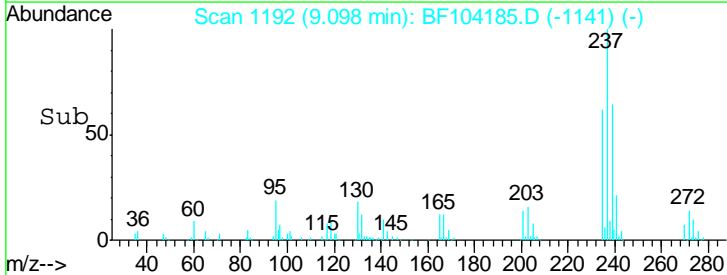


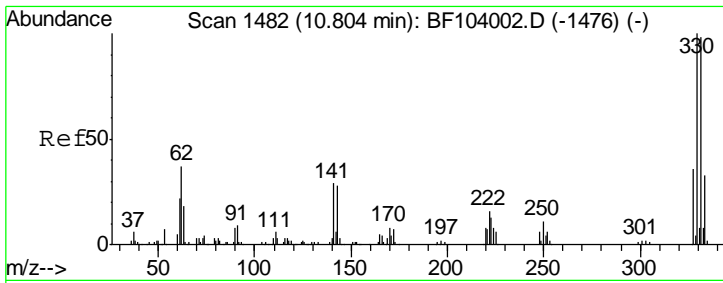
#40
 Hexachlorocyclopentadiene
 Concen: 39.708 ng
 RT: 9.10 min Scan# 1192
 Delta R.T. -0.00 min
 Lab File: BF104185.D
 Acq: 3 Apr 2018 17:54

Tgt Ion	Resp	Lower	Upper
237	96866		
235	62.4	44.8	84.8
272	13.9	0.0	33.3



Abundance Ion 236.80 (236.50 to 237.50): E
 Ion 234.90 (234.60 to 235.60): E
 Ion 271.75 (271.45 to 272.45): E

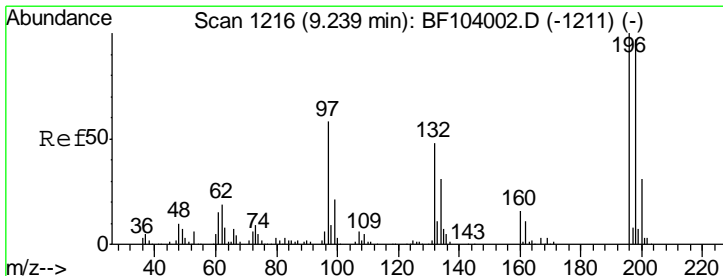
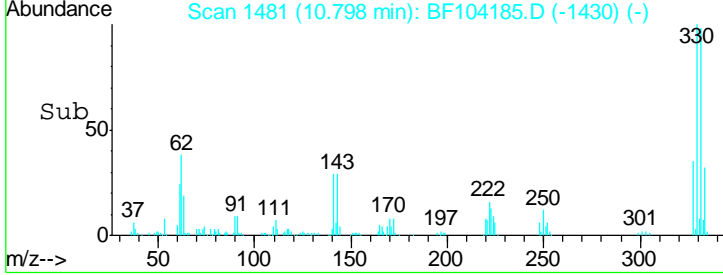
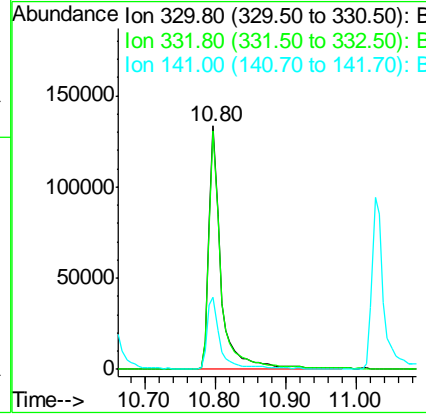
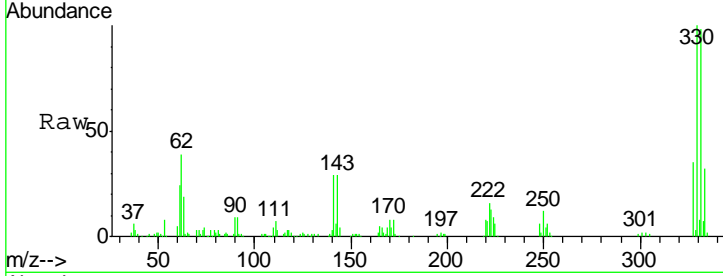




#41
 2,4,6-Tribromophenol
 Concen: 79.796 ng
 RT: 10.80 min Scan# 1481
 Delta R.T. -0.00 min
 Lab File: BF104185.D
 Acq: 3 Apr 2018 17:54

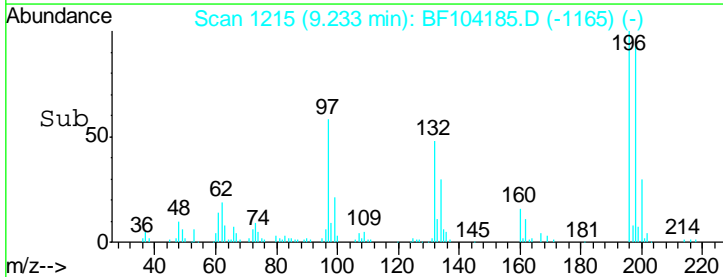
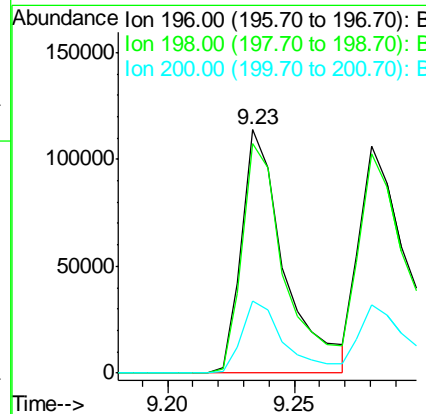
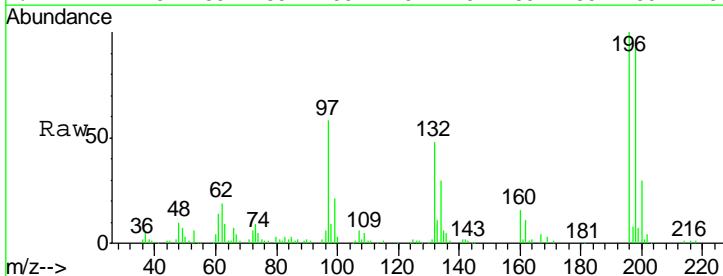
Instrument :
 BNA_F
 ClientSampled :

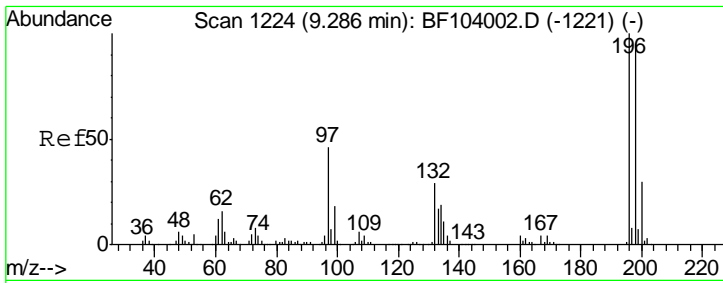
Tgt Ion	Resp	Lower	Upper
330	162035		
332	97.7	77.0	115.6
141	29.8	29.9	44.9#



#42
 2,4,6-Trichlorophenol
 Concen: 37.813 ng
 RT: 9.23 min Scan# 1215
 Delta R.T. -0.01 min
 Lab File: BF104185.D
 Acq: 3 Apr 2018 17:54

Tgt Ion	Resp	Lower	Upper
196	133897		
198	94.2	75.7	113.5
200	29.7	24.5	36.7

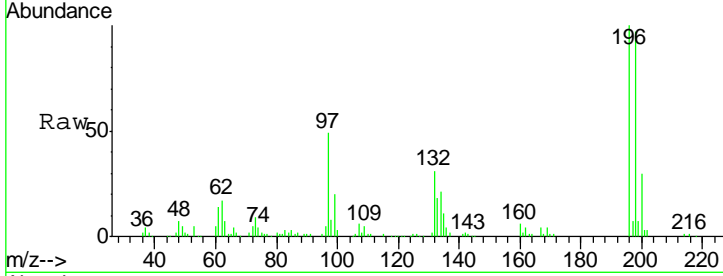




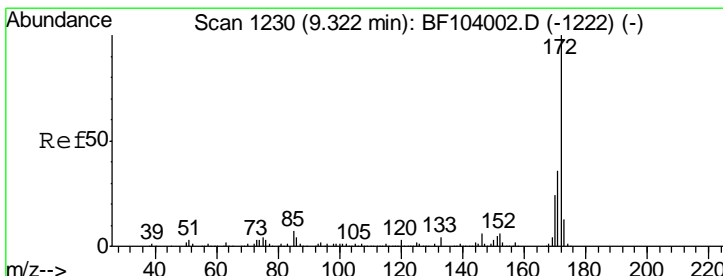
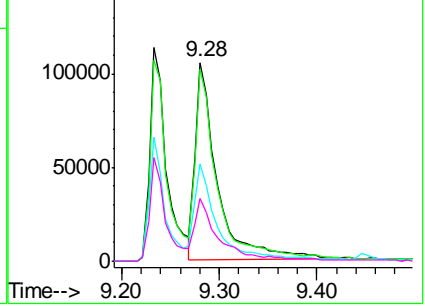
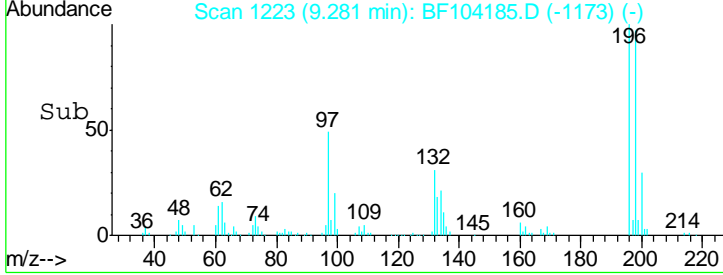
#43
 2,4,5-Trichlorophenol
 Concen: 38.517 ng
 RT: 9.28 min Scan# 1223
 Delta R.T. -0.01 min
 Lab File: BF104185.D
 Acq: 3 Apr 2018 17:54

Instrument :
 BNA_F
 ClientSampled :

Tgt Ion	Resp	Lower	Upper
196	164683		
198	96.9	74.6	112.0
97	49.1	42.9	64.3
132	31.4	26.3	39.5

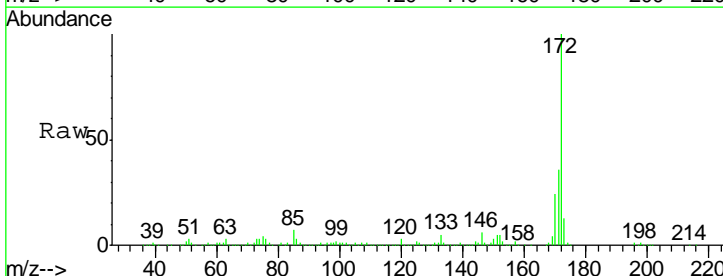


Abundance Ion 196.00 (195.70 to 196.70): E
 Ion 198.00 (197.70 to 198.70): E
 Ion 97.00 (96.70 to 97.70): BF1
 Ion 132.00 (131.70 to 132.70): E

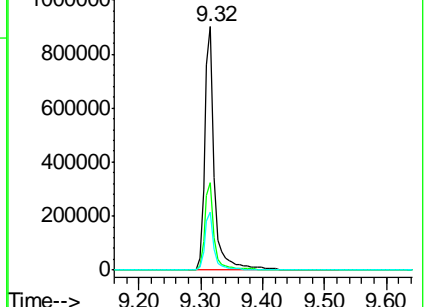
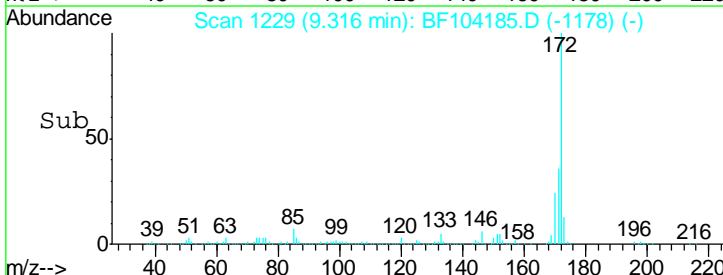


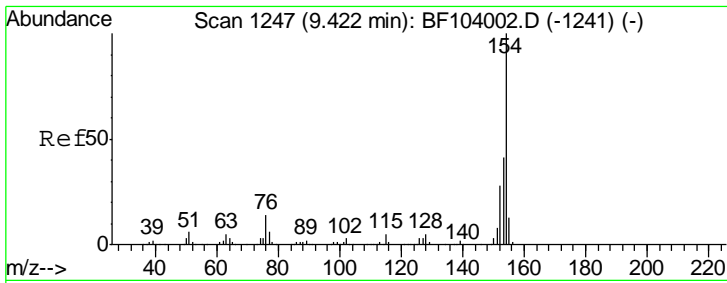
#44
 2-Fluorobiphenyl
 Concen: 85.832 ng
 RT: 9.32 min Scan# 1229
 Delta R.T. -0.00 min
 Lab File: BF104185.D
 Acq: 3 Apr 2018 17:54

Tgt Ion	Resp	Lower	Upper
172	992601		
171	36.1	29.7	44.5
170	23.8	19.6	29.4



Abundance Ion 172.00 (171.70 to 172.70): E
 Ion 171.00 (170.70 to 171.70): E
 Ion 170.00 (169.70 to 170.70): E

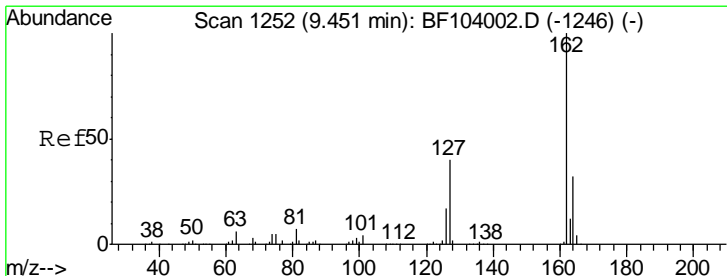
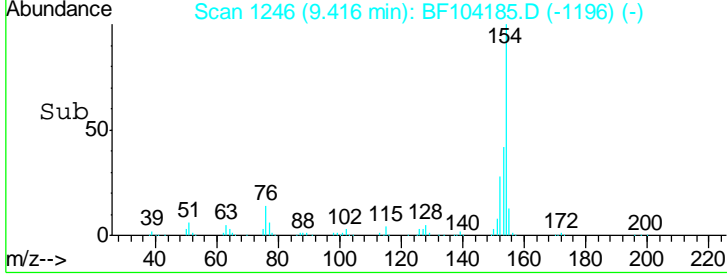
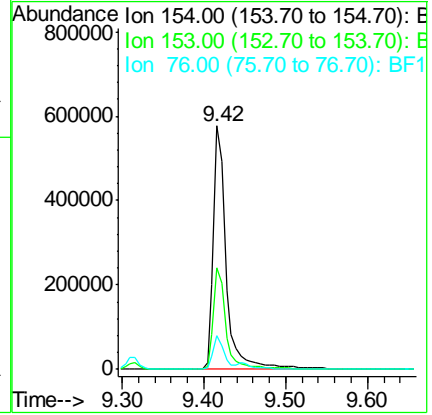
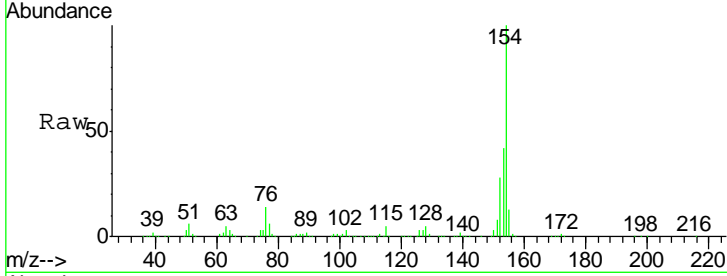




#45
 1,1'-Biphenyl
 Concen: 40.580 ng
 RT: 9.42 min Scan# 1246
 Delta R.T. -0.01 min
 Lab File: BF104185.D
 Acq: 3 Apr 2018 17:54

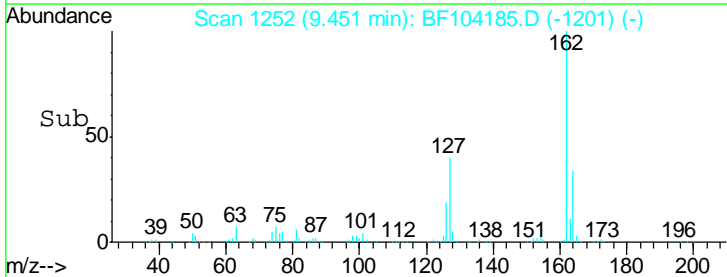
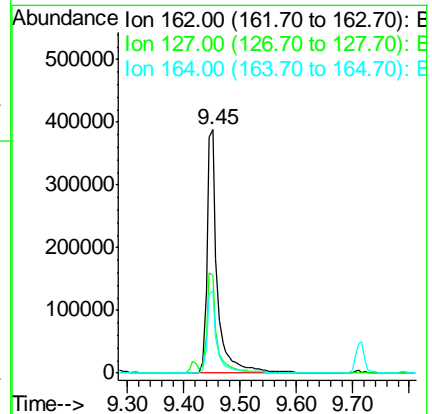
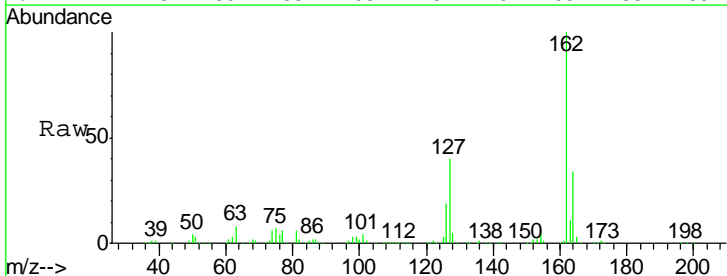
Instrument :
 BNA_F
 ClientSampled :

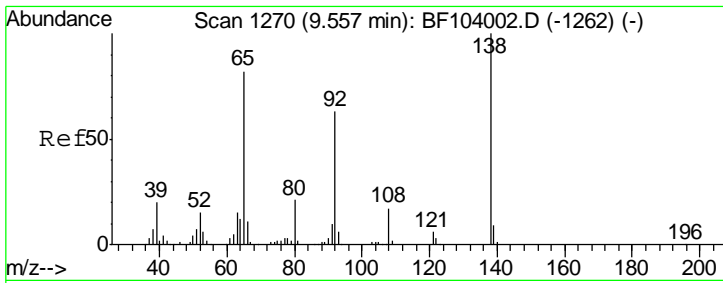
Tgt Ion	Resp	Lower	Upper
154	635143		
153	41.7	21.3	61.3
76	13.9	0.0	34.0



#46
 2-Chloronaphthalene
 Concen: 41.096 ng
 RT: 9.45 min Scan# 1252
 Delta R.T. -0.00 min
 Lab File: BF104185.D
 Acq: 3 Apr 2018 17:54

Tgt Ion	Resp	Lower	Upper
162	507372		
127	40.3	33.9	50.9
164	33.7	26.5	39.7

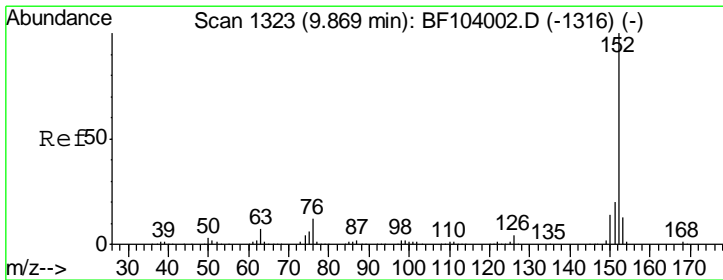
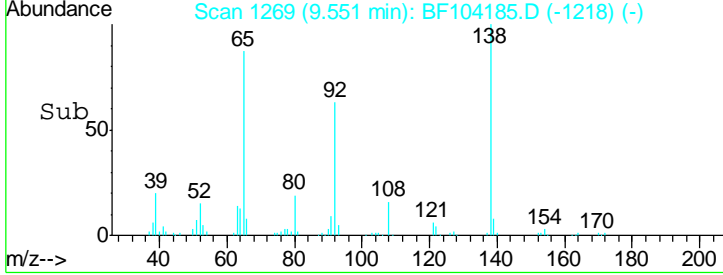
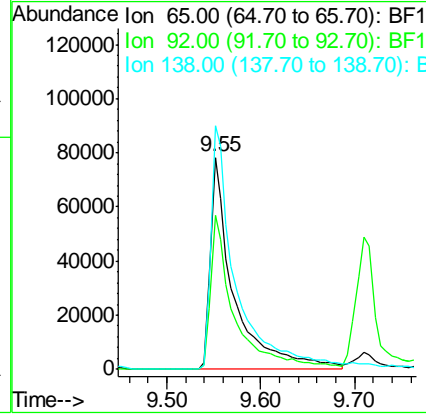
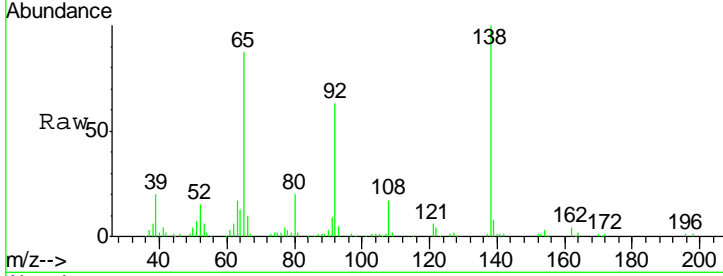




#47
 2-Nitroaniline
 Concen: 38.912 ng
 RT: 9.55 min Scan# 1269
 Delta R.T. -0.00 min
 Lab File: BF104185.D
 Acq: 3 Apr 2018 17:54

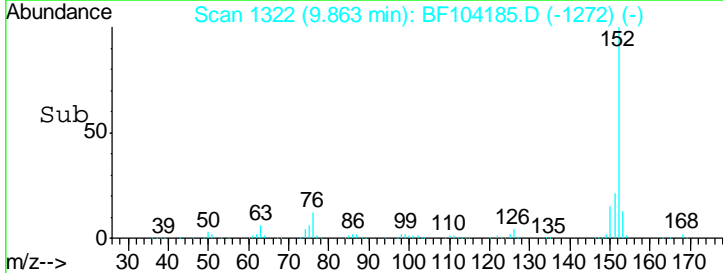
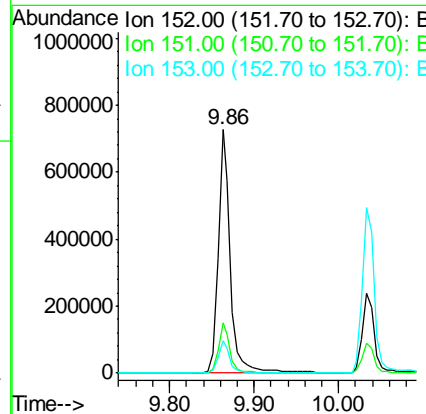
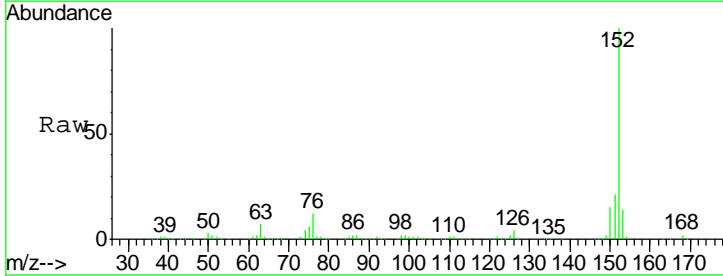
Instrument :
 BNA_F
 ClientSampled :

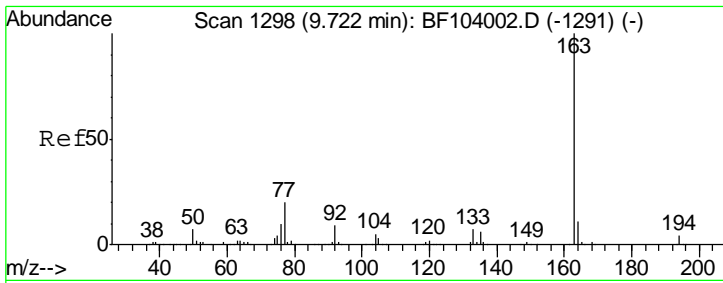
Tgt Ion	Resp	Lower	Upper
65	136988		
92	72.4	55.8	83.6
138	114.7	91.2	136.8



#48
 Acenaphthylene
 Concen: 39.920 ng
 RT: 9.86 min Scan# 1322
 Delta R.T. -0.01 min
 Lab File: BF104185.D
 Acq: 3 Apr 2018 17:54

Tgt Ion	Resp	Lower	Upper
152	746672		
151	20.6	16.3	24.5
153	13.5	10.7	16.1

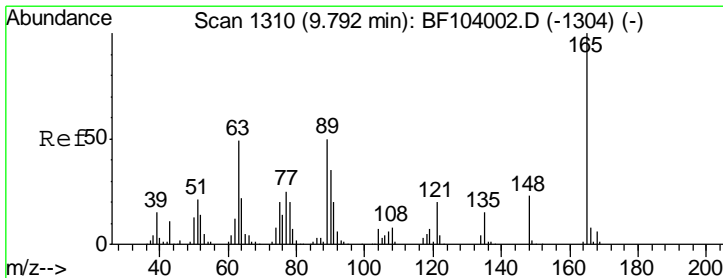
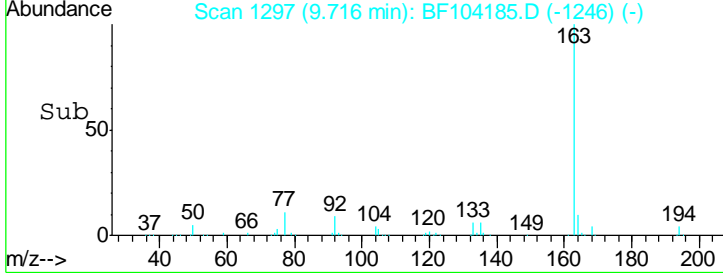
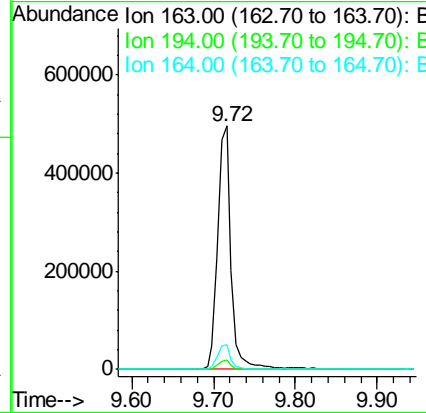
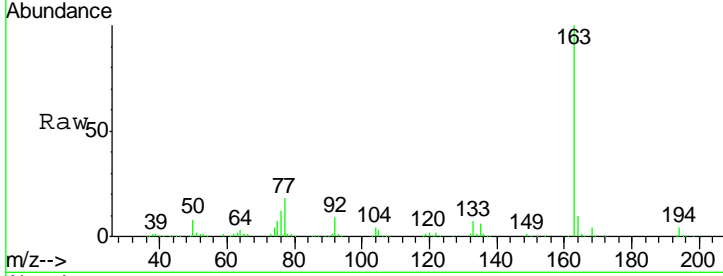




#49
 Dimethylphthalate
 Concen: 39.487 ng
 RT: 9.72 min Scan# 1297
 Delta R.T. -0.00 min
 Lab File: BF104185.D
 Acq: 3 Apr 2018 17:54

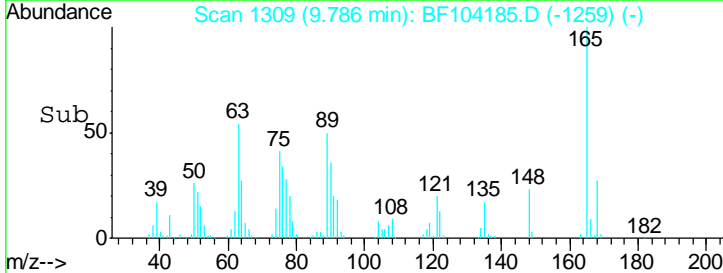
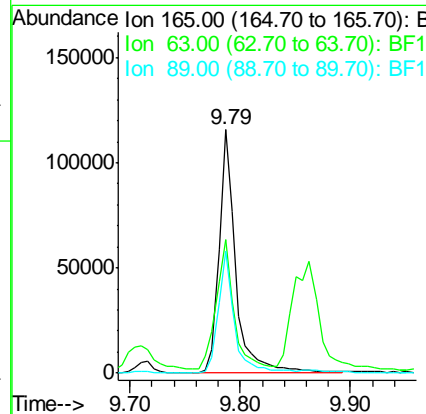
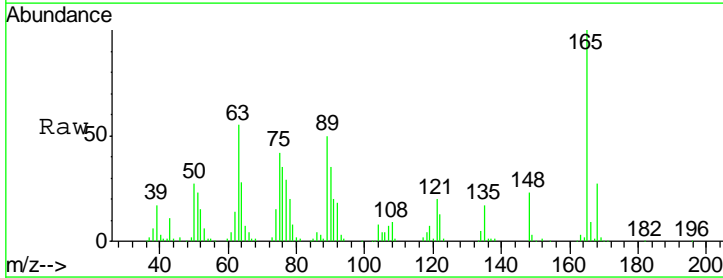
Instrument :
 BNA_F
 ClientSampled :

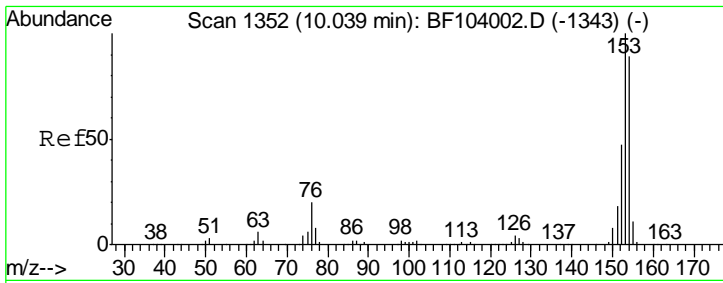
Tgt Ion	Resp	Lower	Upper
163	100		
194	3.6	2.7	4.1
164	9.9	8.2	12.2



#50
 2,6-Dinitrotoluene
 Concen: 39.262 ng
 RT: 9.79 min Scan# 1309
 Delta R.T. -0.01 min
 Lab File: BF104185.D
 Acq: 3 Apr 2018 17:54

Tgt Ion	Resp	Lower	Upper
165	100		
63	54.8	44.7	67.1
89	50.1	44.0	66.0

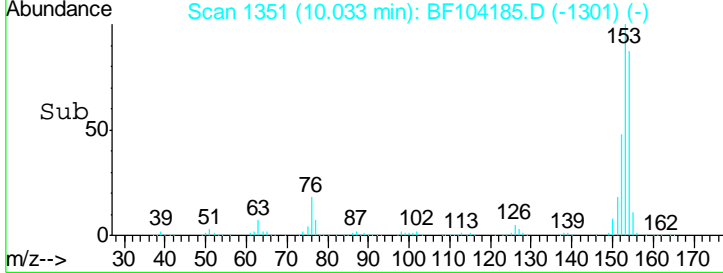
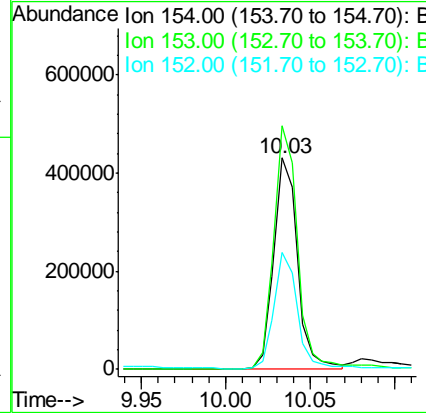
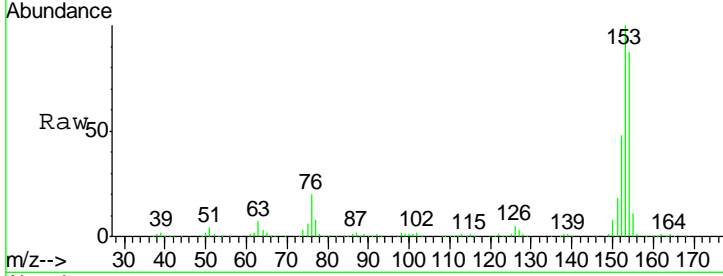




#51
 Acenaphthene
 Concen: 38.641 ng
 RT: 10.03 min Scan# 1351
 Delta R.T. -0.01 min
 Lab File: BF104185.D
 Acq: 3 Apr 2018 17:54

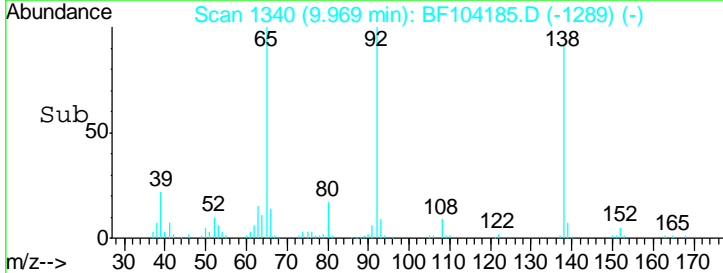
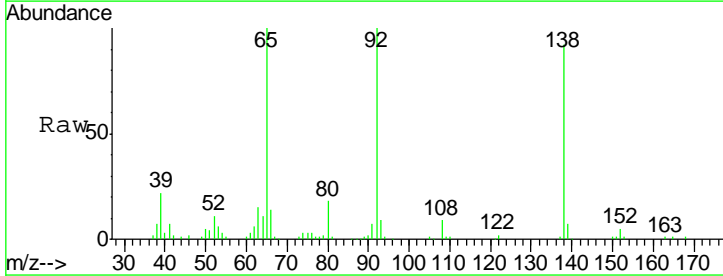
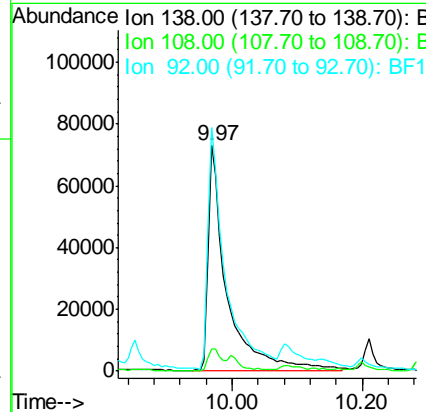
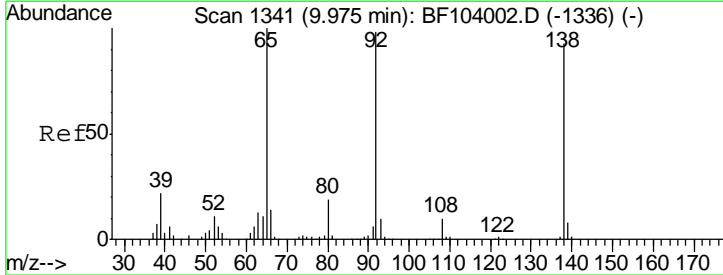
Instrument :
 BNA_F
 ClientSampled :

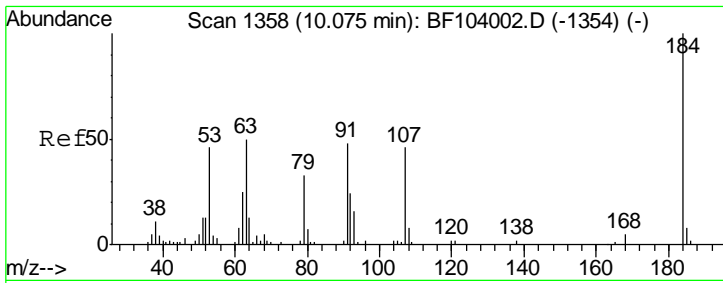
Tgt Ion	Resp	Lower	Upper
154	100		
153	115.2	91.2	136.8
152	55.1	43.8	65.8



#52
 3-Nitroaniline
 Concen: 40.892 ng
 RT: 9.97 min Scan# 1340
 Delta R.T. -0.00 min
 Lab File: BF104185.D
 Acq: 3 Apr 2018 17:54

Tgt Ion	Resp	Lower	Upper
138	100		
108	9.9	9.4	14.0
92	108.0	89.4	134.2

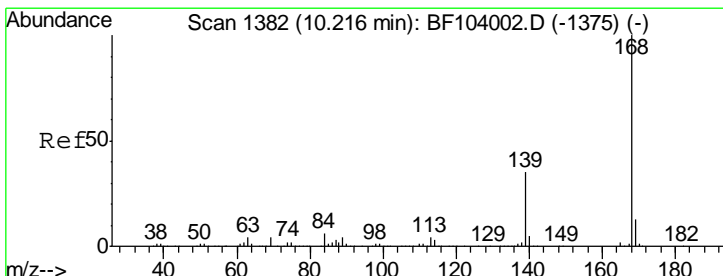
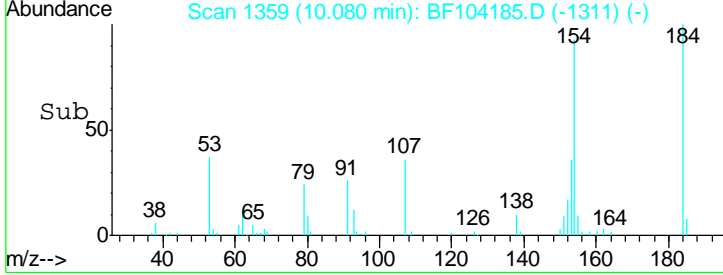
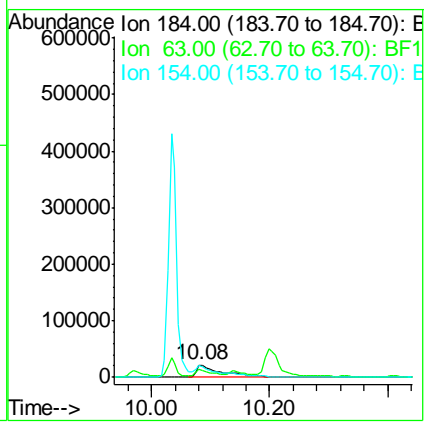
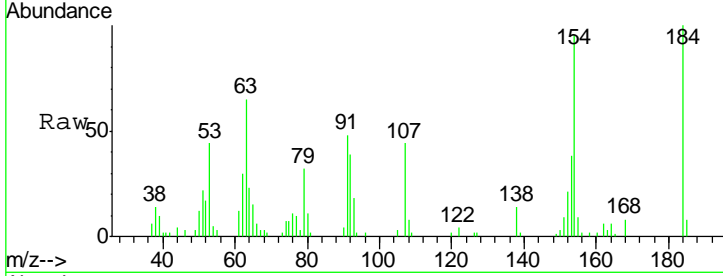




#53
 2,4-Dinitrophenol
 Concen: 53.578 ng
 RT: 10.08 min Scan# 1359
 Delta R.T. -0.02 min
 Lab File: BF104185.D
 Acq: 3 Apr 2018 17:54

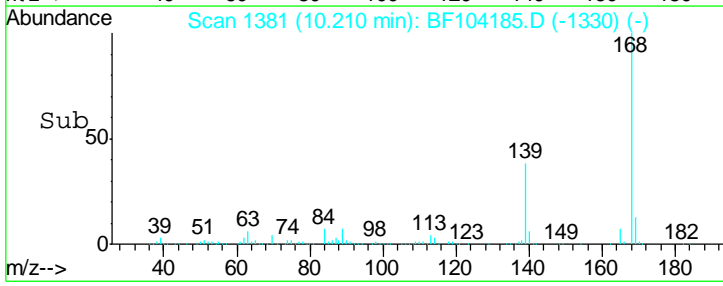
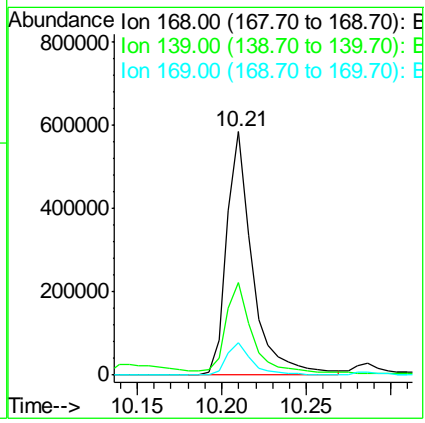
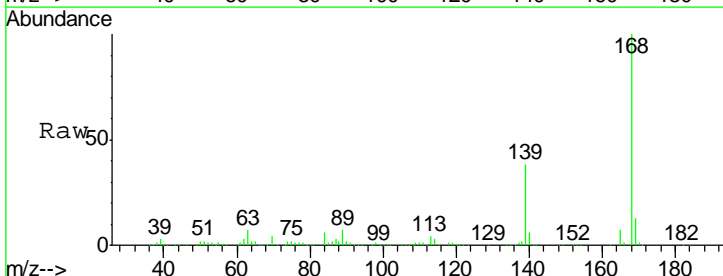
Instrument :
 BNA_F
 ClientSampled :

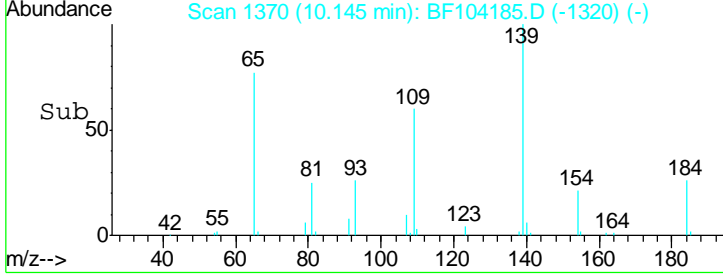
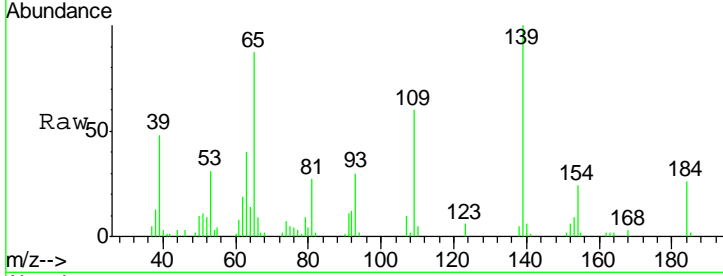
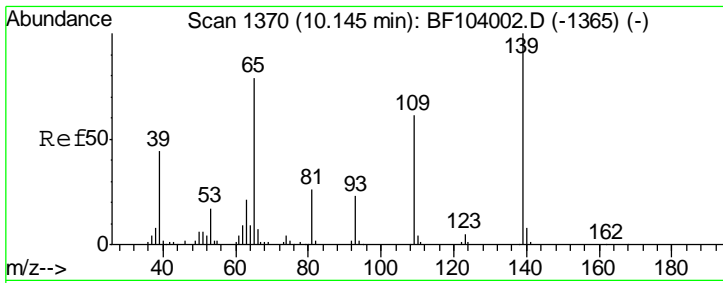
Tgt Ion	Resp	Lower	Upper
184	100		
63	64.6	54.2	81.2
154	94.6	184.0	276.0#



#54
 Dibenzofuran
 Concen: 39.233 ng
 RT: 10.21 min Scan# 1381
 Delta R.T. -0.00 min
 Lab File: BF104185.D
 Acq: 3 Apr 2018 17:54

Tgt Ion	Resp	Lower	Upper
168	100		
139	38.2	30.1	45.1
169	13.4	10.9	16.3

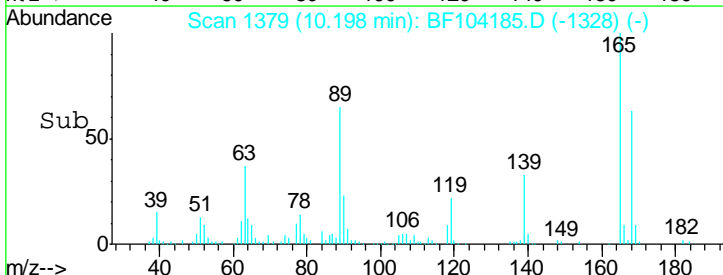
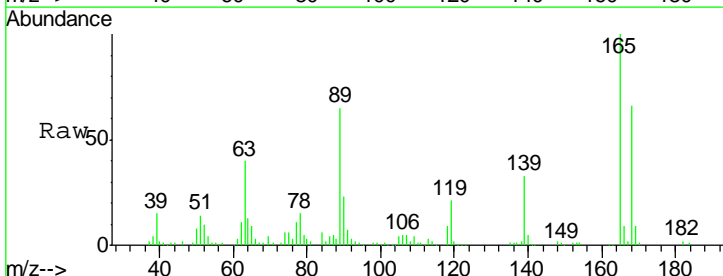
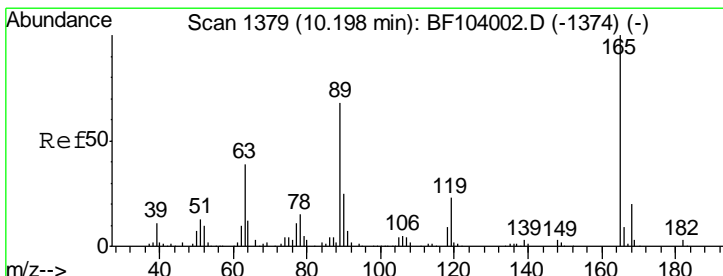
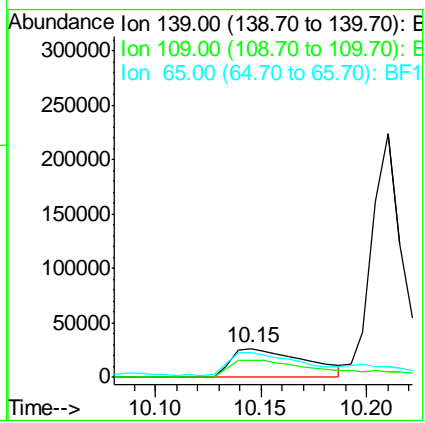




#55
 4-Nitrophenol
 Concen: 29.712 ng
 RT: 10.15 min Scan# 1370
 Delta R.T. -0.01 min
 Lab File: BF104185.D
 Acq: 3 Apr 2018 17:54

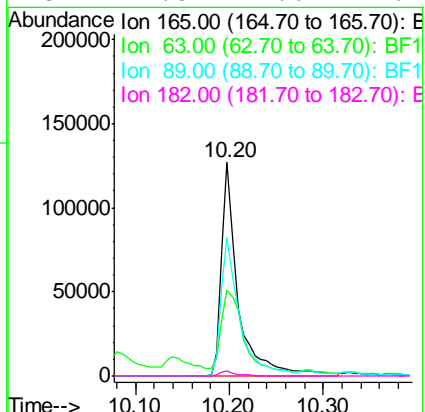
Instrument :
 BNA_F
 ClientSampled :

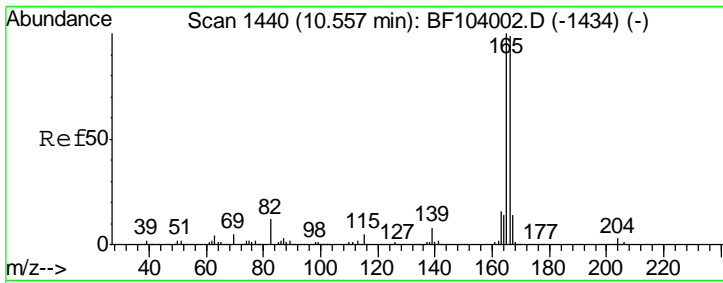
Tgt Ion	Resp	Lower	Upper
139	100		
109	60.1	48.4	88.4
65	87.0	72.6	112.6



#56
 2,4-Dinitrotoluene
 Concen: 40.301 ng
 RT: 10.20 min Scan# 1379
 Delta R.T. -0.00 min
 Lab File: BF104185.D
 Acq: 3 Apr 2018 17:54

Tgt Ion	Resp	Lower	Upper
165	100		
63	40.1	36.4	54.6
89	64.9	57.8	86.6
182	2.3	1.6	2.4

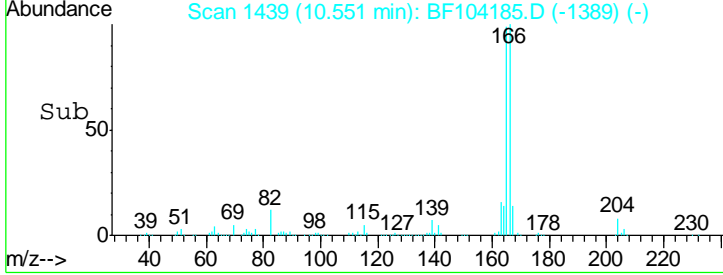
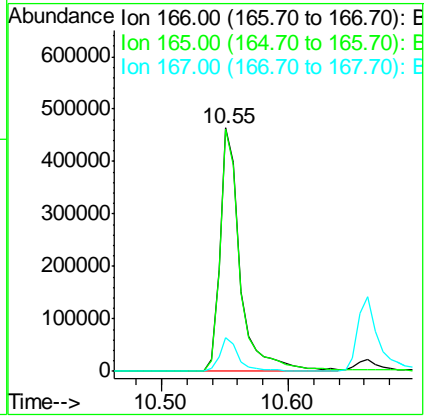
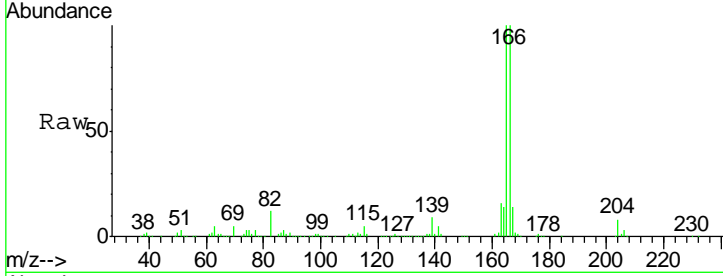




#57
 Fluorene
 Concen: 39.870 ng
 RT: 10.55 min Scan# 1439
 Delta R.T. -0.01 min
 Lab File: BF104185.D
 Acq: 3 Apr 2018 17:54

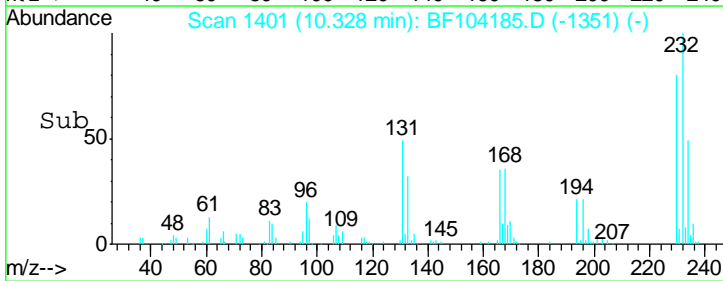
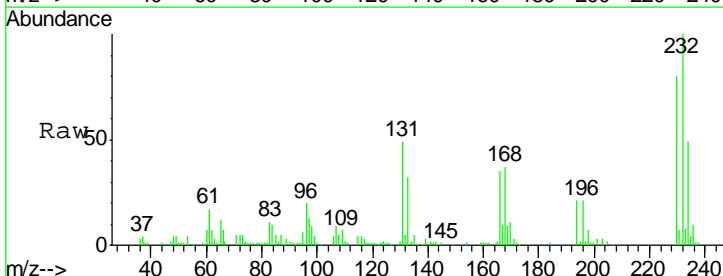
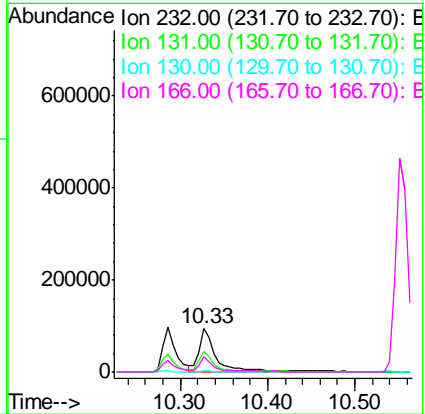
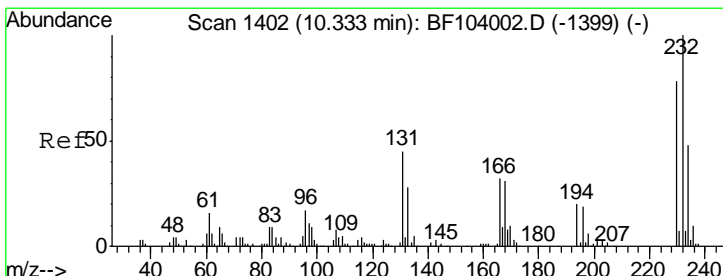
Instrument :
 BNA_F
 ClientSampled :

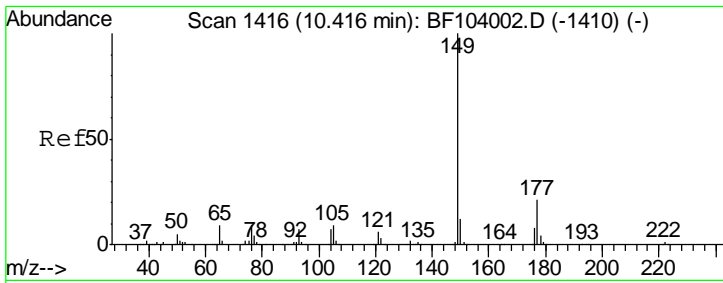
Tgt Ion	Resp	Lower	Upper
166	100		
165	99.6	79.8	119.8
167	13.6	10.6	16.0



#58
 2,3,4,6-Tetrachlorophenol
 Concen: 39.436 ng
 RT: 10.33 min Scan# 1401
 Delta R.T. -0.01 min
 Lab File: BF104185.D
 Acq: 3 Apr 2018 17:54

Tgt Ion	Resp	Lower	Upper
232	100		
131	40.0	43.8	65.8#
130	2.3	2.1	3.1
166	26.7	27.8	41.6#

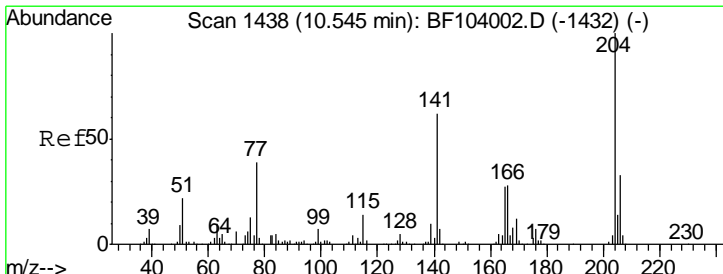
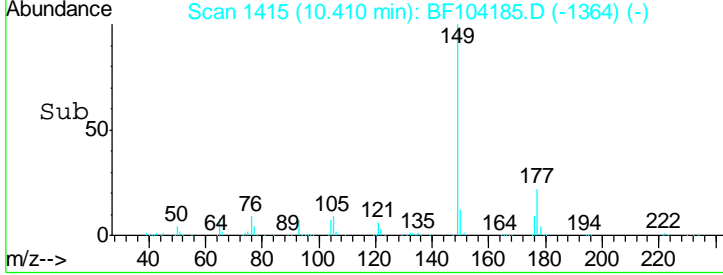
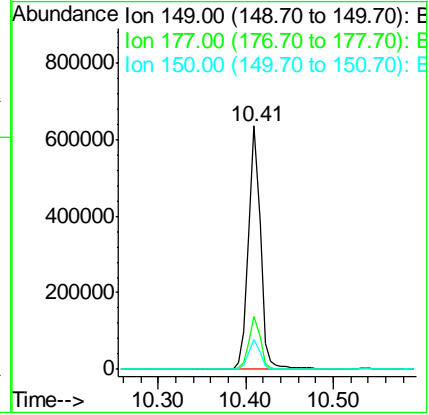
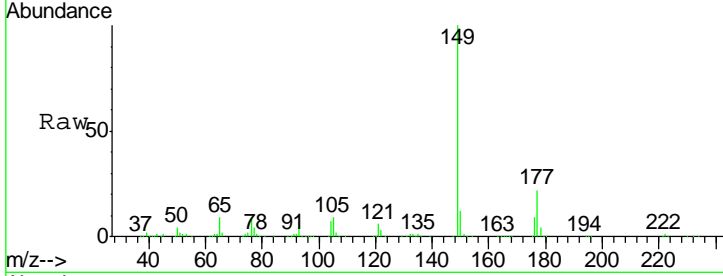




#59
 Diethylphthalate
 Concen: 41.916 ng
 RT: 10.41 min Scan# 1415
 Delta R.T. -0.00 min
 Lab File: BF104185.D
 Acq: 3 Apr 2018 17:54

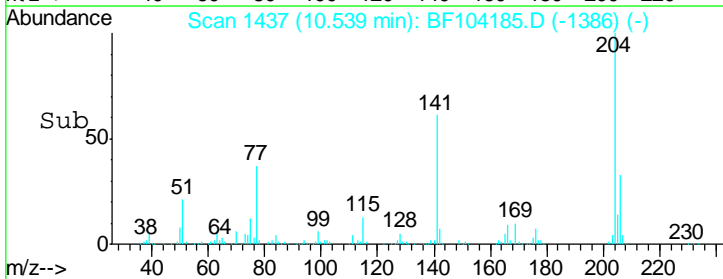
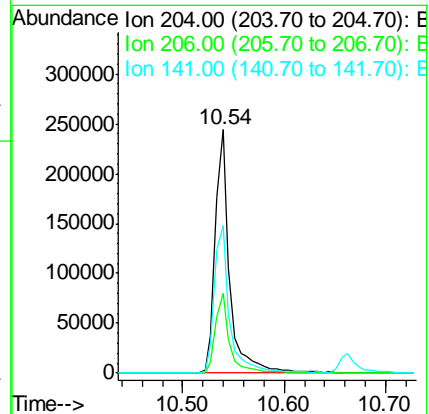
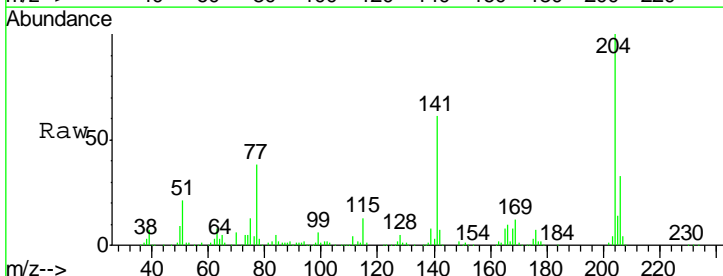
Instrument :
 BNA_F
 ClientSampled :

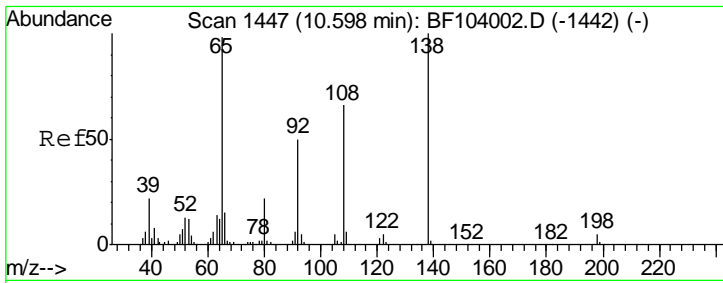
Tgt Ion	Resp	Lower	Upper
149	578151		
177	21.8	16.1	24.1
150	12.2	10.1	15.1



#60
 4-Chlorophenyl-phenylether
 Concen: 40.894 ng
 RT: 10.54 min Scan# 1437
 Delta R.T. -0.00 min
 Lab File: BF104185.D
 Acq: 3 Apr 2018 17:54

Tgt Ion	Resp	Lower	Upper
204	244800		
206	32.8	26.5	39.7
141	60.9	54.6	81.8

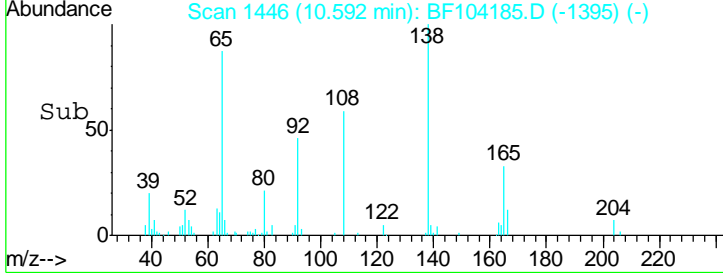
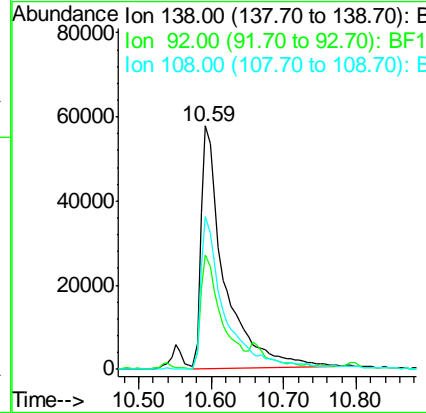
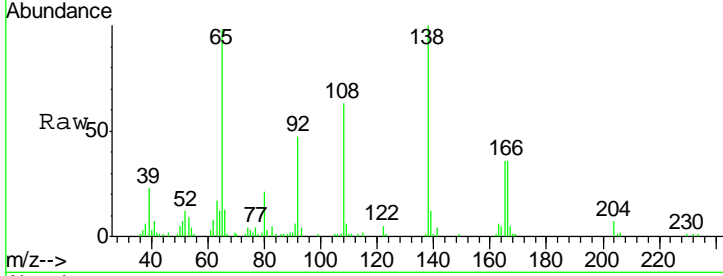




#61
 4-Nitroaniline
 Concen: 38.385 ng
 RT: 10.59 min Scan# 1446
 Delta R.T. -0.00 min
 Lab File: BF104185.D
 Acq: 3 Apr 2018 17:54

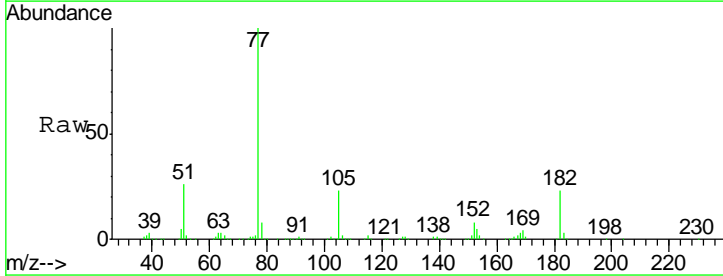
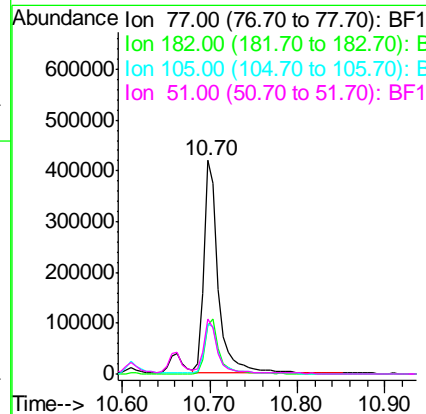
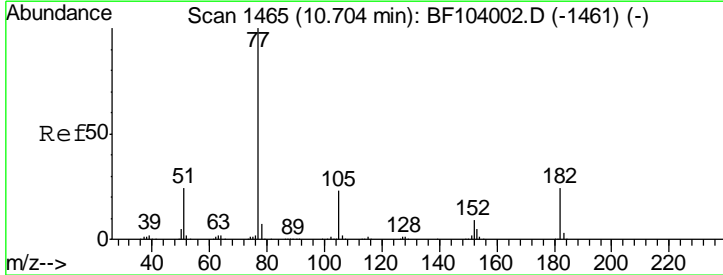
Instrument :
 BNA_F
 ClientSampled :

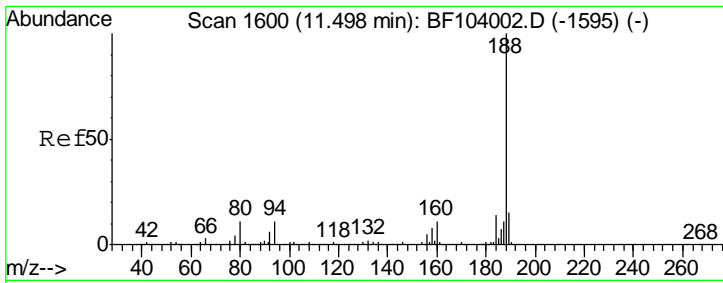
Tgt Ion	Resp	Lower	Upper
138	127892		
92	46.8	30.2	70.2
108	62.7	52.5	92.5



#62
 Azobenzene
 Concen: 38.688 ng
 RT: 10.70 min Scan# 1464
 Delta R.T. -0.01 min
 Lab File: BF104185.D
 Acq: 3 Apr 2018 17:54

Tgt Ion	Resp	Lower	Upper
77	482528		
182	22.9	1.7	41.7
105	23.3	3.0	43.0
51	25.9	9.9	49.9

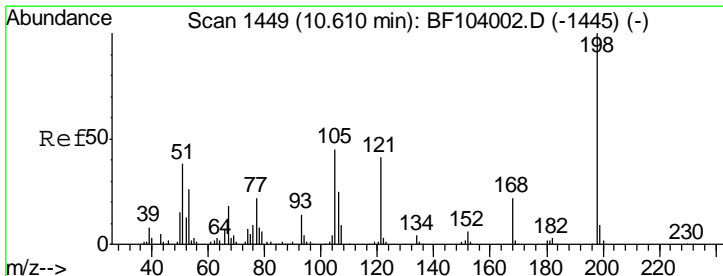
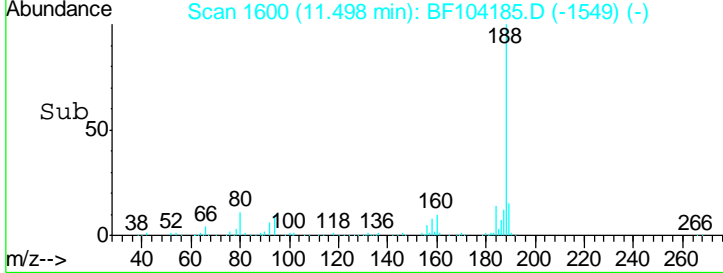
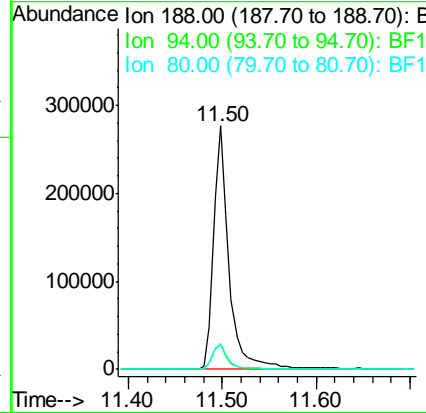
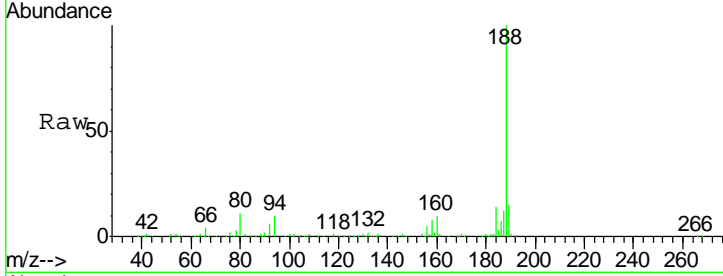




#63
 Phenanthrene-d10
 Concen: 20.000 ng
 RT: 11.50 min Scan# 1600
 Delta R.T. -0.00 min
 Lab File: BF104185.D
 Acq: 3 Apr 2018 17:54

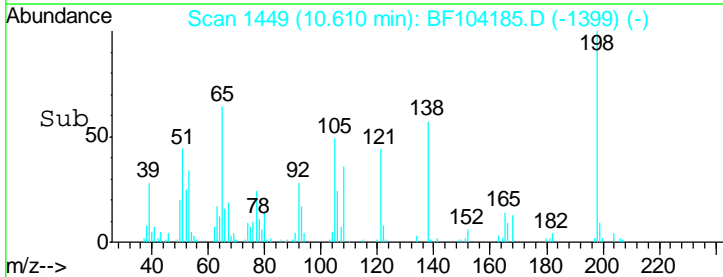
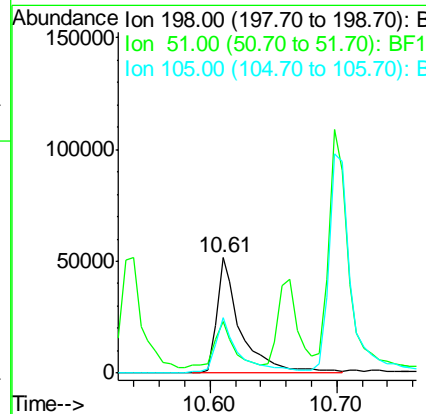
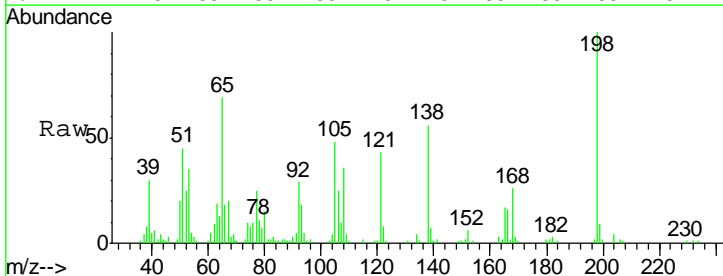
Instrument :
 BNA_F
 ClientSampled :

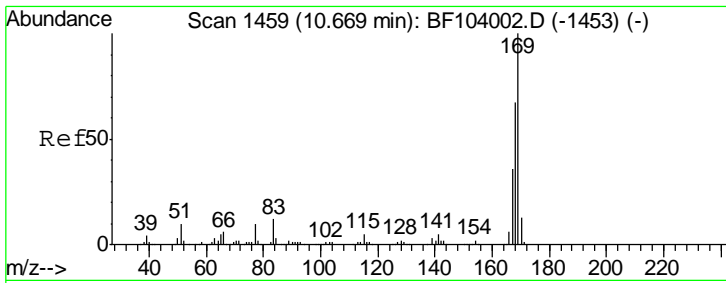
Tgt Ion	Resp	Lower	Upper
188	322994		
94	10.4	8.5	12.7
80	10.7	9.2	13.8



#64
 4,6-Dinitro-2-methylphenol
 Concen: 35.219 ng
 RT: 10.61 min Scan# 1449
 Delta R.T. -0.01 min
 Lab File: BF104185.D
 Acq: 3 Apr 2018 17:54

Tgt Ion	Resp	Lower	Upper
198	68859		
51	45.3	37.7	77.7
105	47.8	36.3	76.3

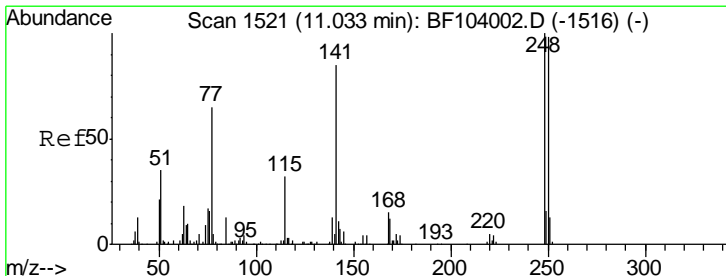
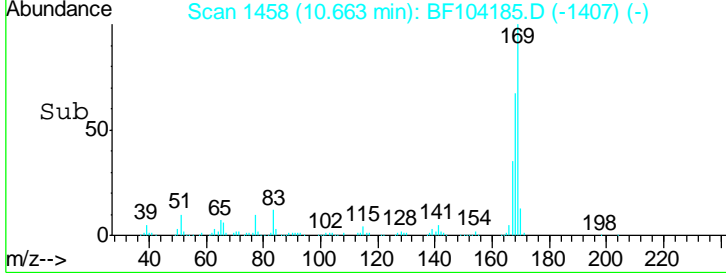
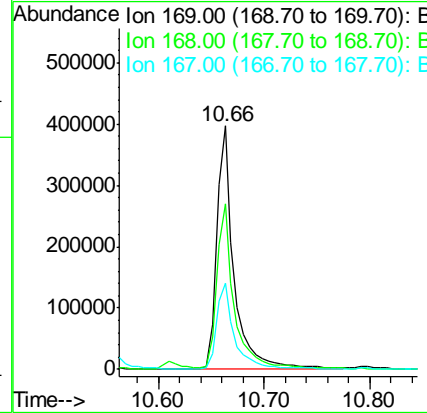
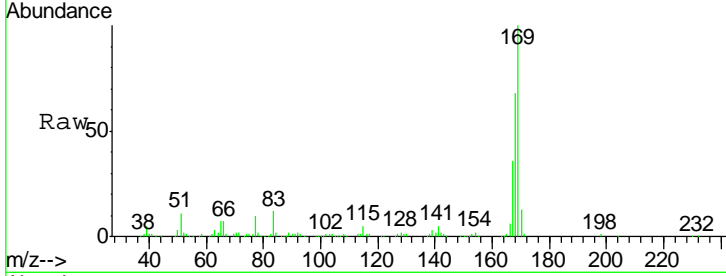




#65
 n-Nitrosodiphenylamine
 Concen: 41.541 ng
 RT: 10.66 min Scan# 1458
 Delta R.T. -0.00 min
 Lab File: BF104185.D
 Acq: 3 Apr 2018 17:54

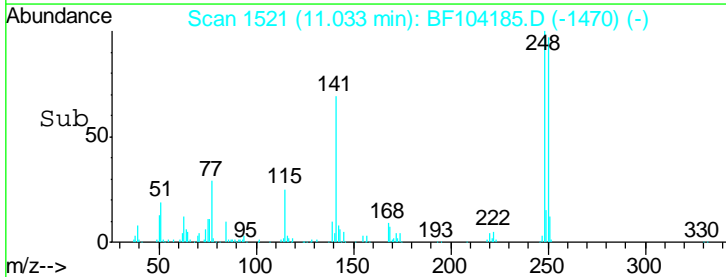
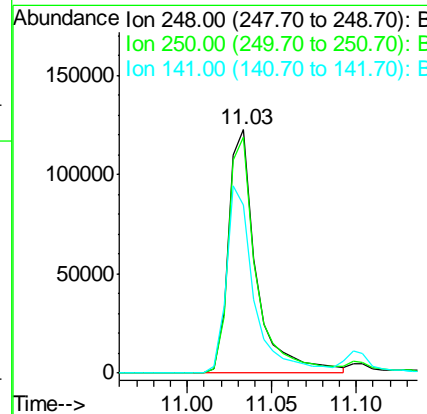
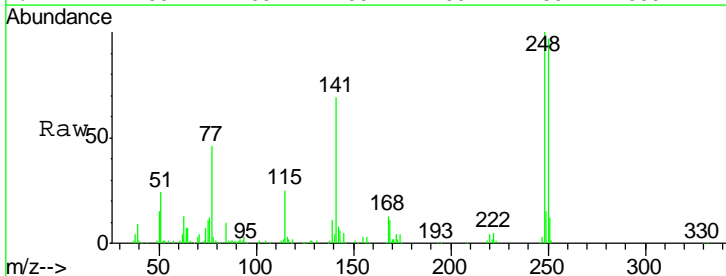
Instrument :
 BNA_F
 ClientSampleId :

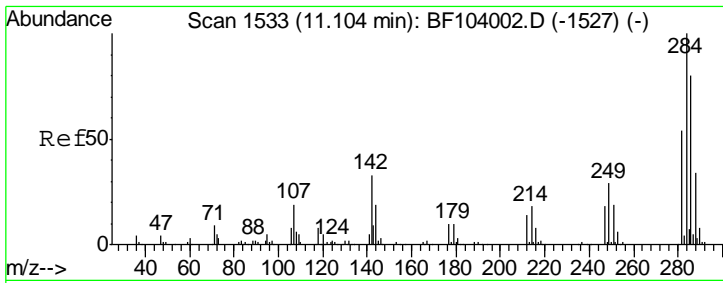
Tgt Ion	Resp	Lower	Upper
169	100		
168	67.8	54.4	81.6
167	35.6	29.8	44.6



#66
 4-Bromophenyl-phenylether
 Concen: 40.962 ng
 RT: 11.03 min Scan# 1521
 Delta R.T. -0.00 min
 Lab File: BF104185.D
 Acq: 3 Apr 2018 17:54

Tgt Ion	Resp	Lower	Upper
248	100		
250	97.0	76.9	115.3
141	69.0	74.4	111.6#

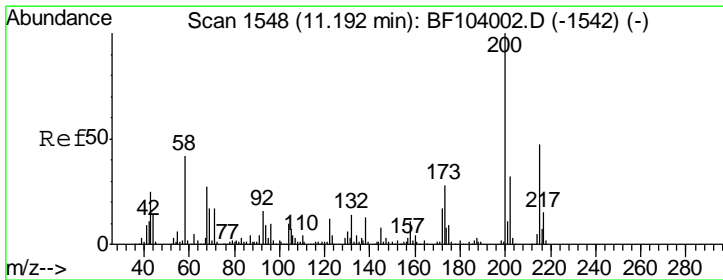
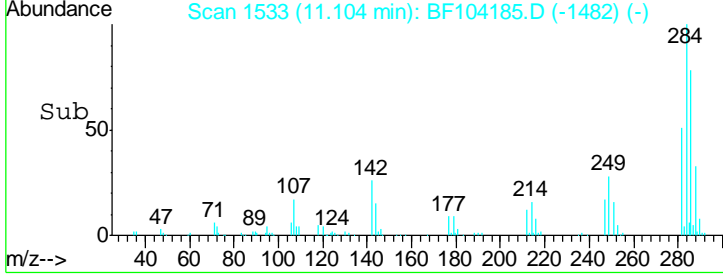
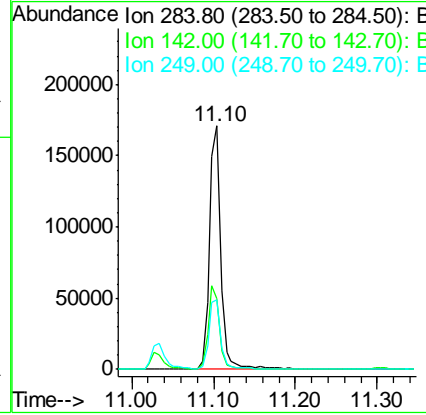
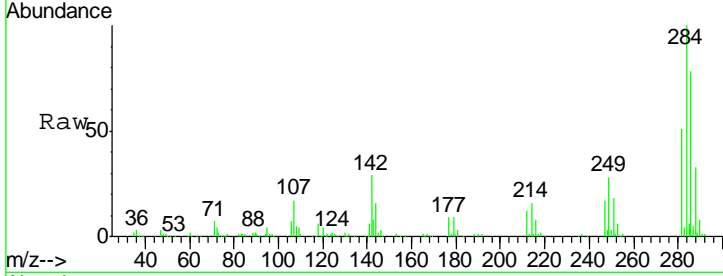




#67
 Hexachlorobenzene
 Concen: 41.785 ng
 RT: 11.10 min Scan# 1533
 Delta R.T. -0.00 min
 Lab File: BF104185.D
 Acq: 3 Apr 2018 17:54

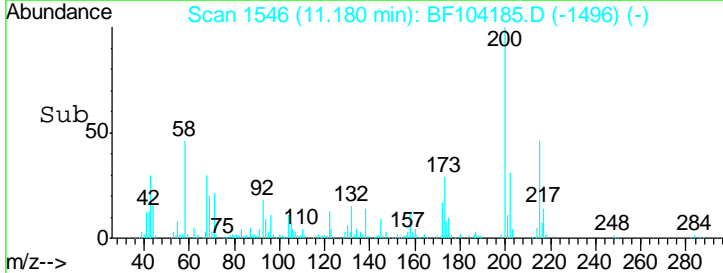
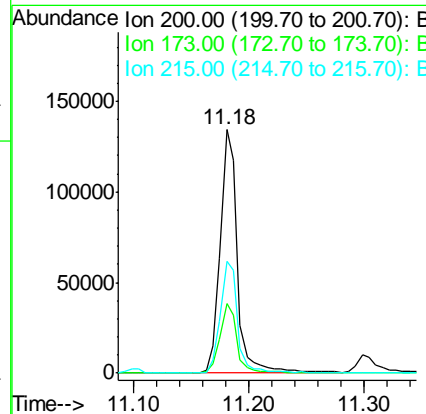
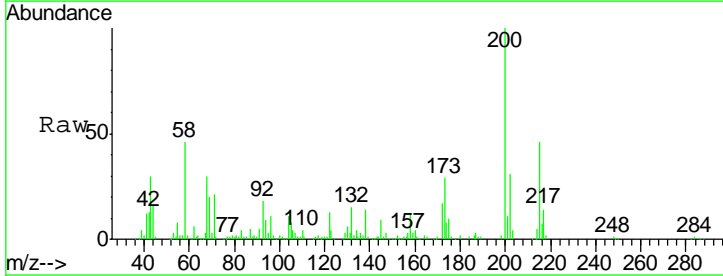
Instrument :
 BNA_F
 ClientSampled :

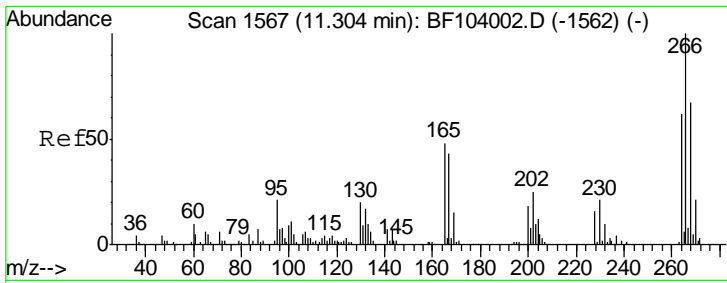
Tgt Ion	Resp	Lower	Upper
284	166094		
142	28.9	34.6	52.0#
249	28.4	24.8	37.2



#68
 Atrazine
 Concen: 41.398 ng
 RT: 11.18 min Scan# 1546
 Delta R.T. -0.01 min
 Lab File: BF104185.D
 Acq: 3 Apr 2018 17:54

Tgt Ion	Resp	Lower	Upper
200	138731		
173	28.8	8.6	48.6
215	45.7	25.1	65.1

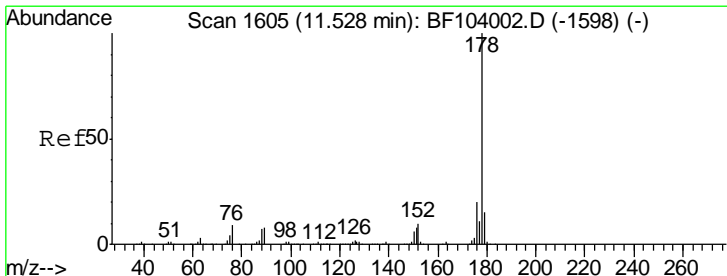
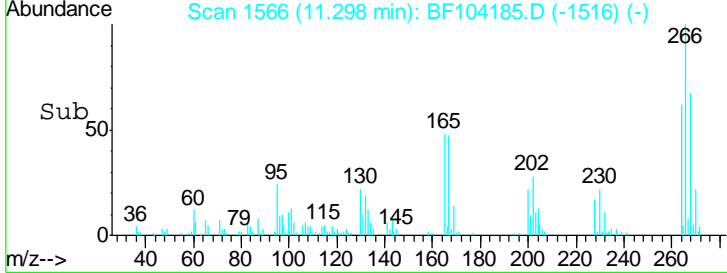
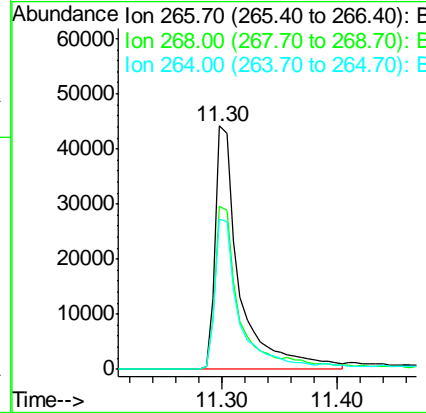
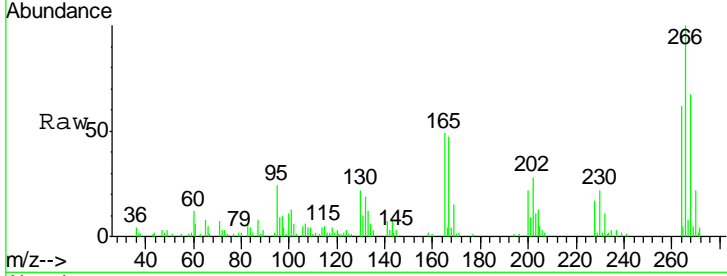




#69
 Pentachlorophenol
 Concen: 29.688 ng
 RT: 11.30 min Scan# 1566
 Delta R.T. -0.01 min
 Lab File: BF104185.D
 Acq: 3 Apr 2018 17:54

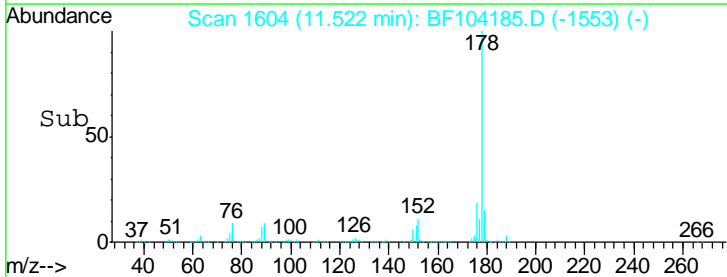
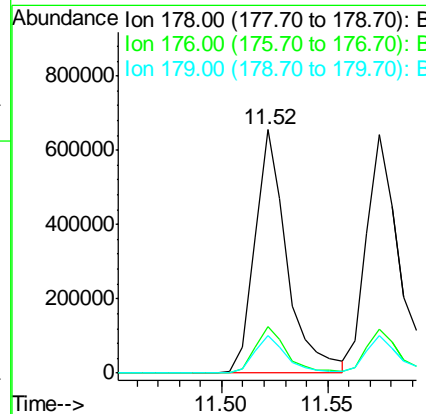
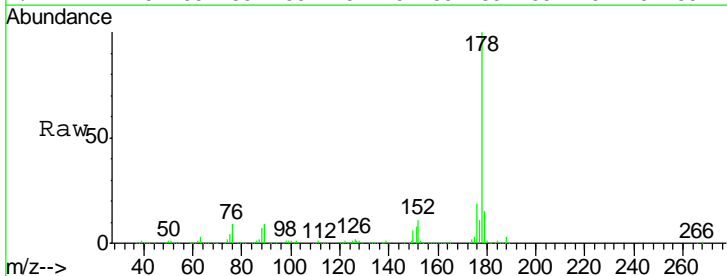
Instrument :
 BNA_F
 ClientSampled :

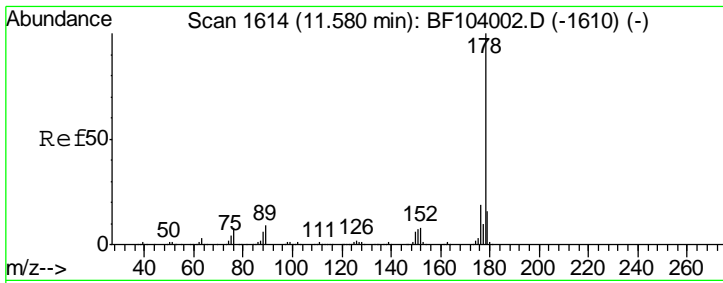
Tgt Ion	Resp	Lower	Upper
266	100		
268	66.7	51.1	76.7
264	61.8	49.5	74.3



#70
 Phenanthrene
 Concen: 39.686 ng
 RT: 11.52 min Scan# 1604
 Delta R.T. -0.00 min
 Lab File: BF104185.D
 Acq: 3 Apr 2018 17:54

Tgt Ion	Resp	Lower	Upper
178	100		
176	19.0	15.8	23.8
179	15.2	13.0	19.6

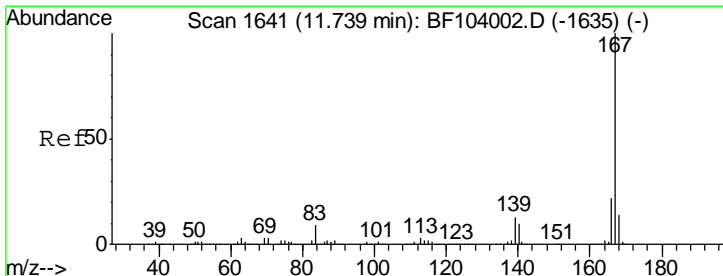
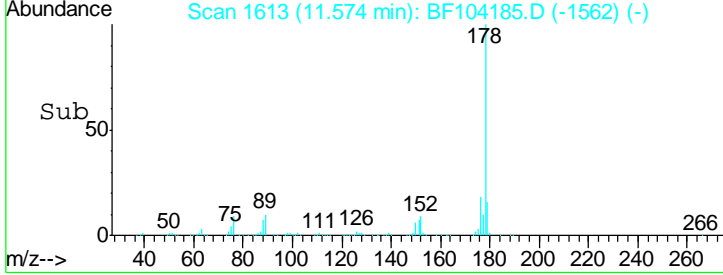
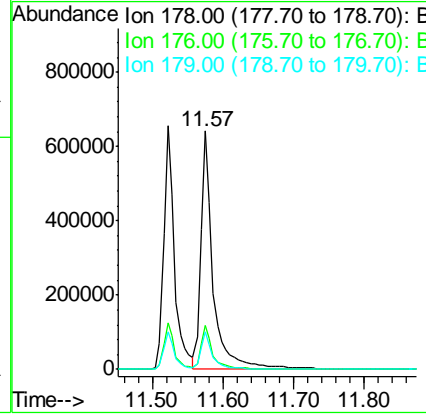
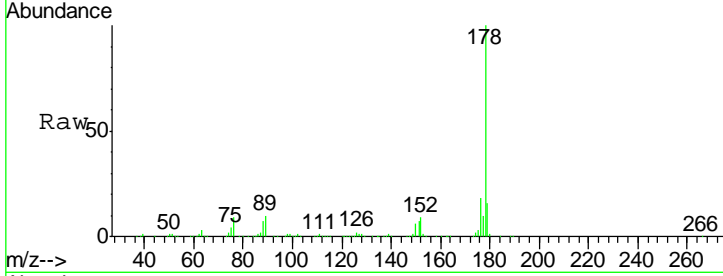




#71
 Anthracene
 Concen: 43.146 ng
 RT: 11.57 min Scan# 1613
 Delta R.T. -0.00 min
 Lab File: BF104185.D
 Acq: 3 Apr 2018 17:54

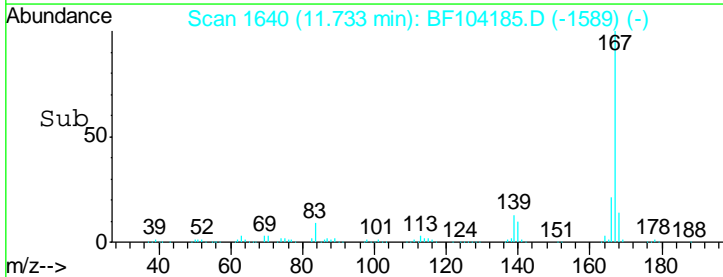
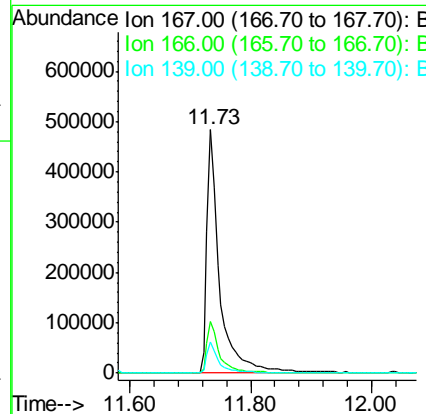
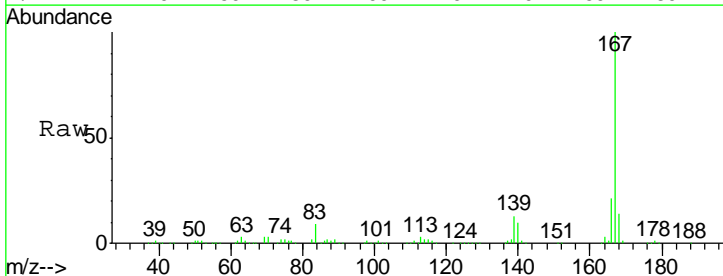
Instrument :
 BNA_F
 ClientSampled :

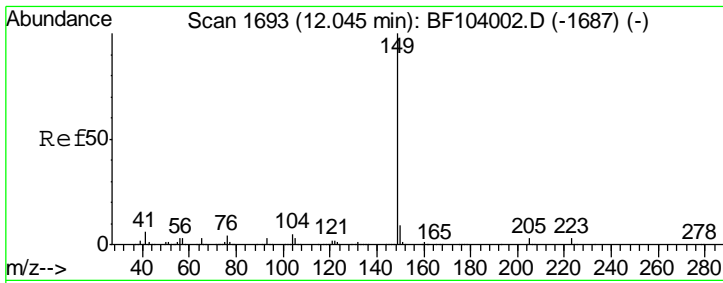
Tgt Ion	Resp	Lower	Upper
178	788112		
176	18.5	15.4	23.2
179	15.5	12.6	19.0



#72
 Carbazole
 Concen: 41.239 ng
 RT: 11.73 min Scan# 1640
 Delta R.T. -0.00 min
 Lab File: BF104185.D
 Acq: 3 Apr 2018 17:54

Tgt Ion	Resp	Lower	Upper
167	718947		
166	21.4	17.6	26.4
139	12.7	10.9	16.3

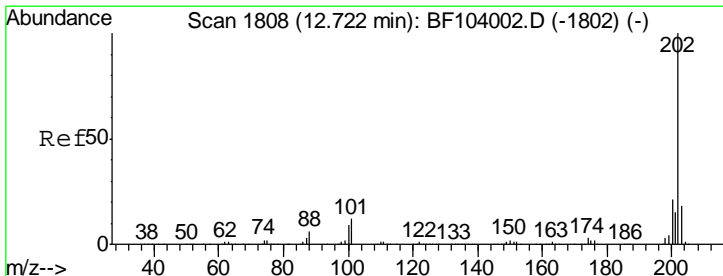
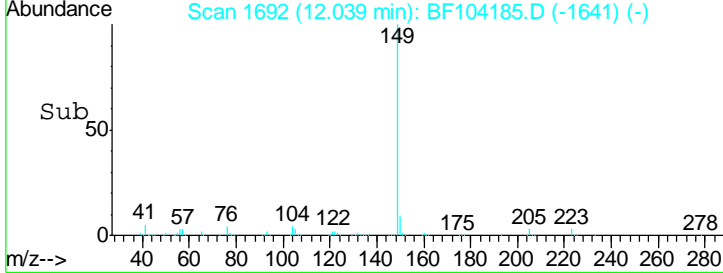
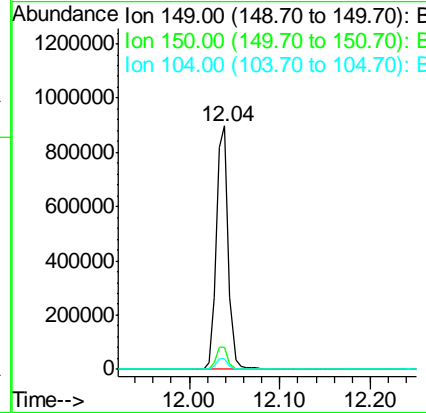
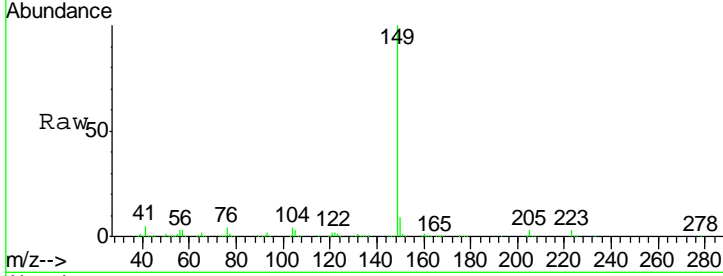




#73
 Di-n-butylphthalate
 Concen: 40.188 ng
 RT: 12.04 min Scan# 1692
 Delta R.T. -0.00 min
 Lab File: BF104185.D
 Acq: 3 Apr 2018 17:54

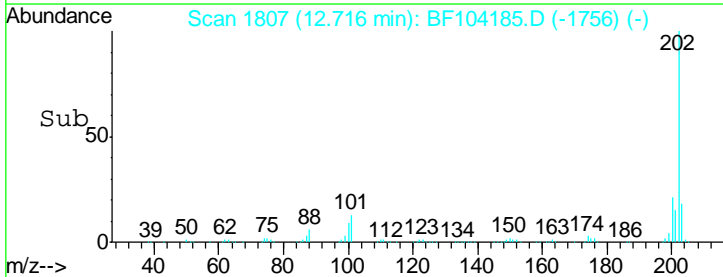
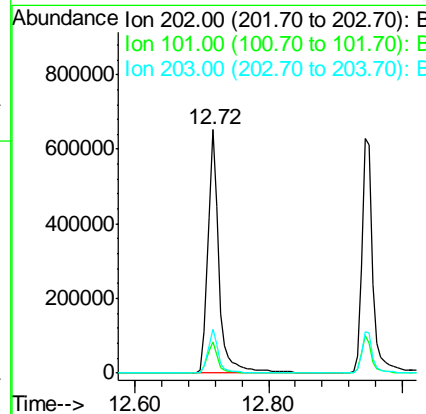
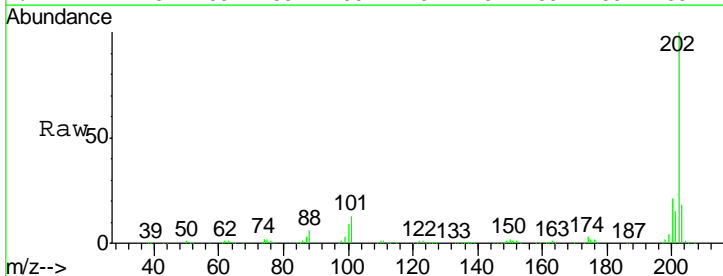
Instrument :
 BNA_F
 ClientSampled :

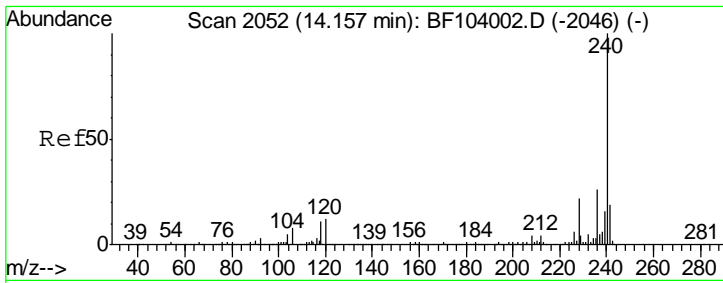
Tgt Ion	Resp	Lower	Upper
149	100		
150	9.1	7.8	11.6
104	4.3	3.8	5.8



#74
 Fluoranthene
 Concen: 39.903 ng
 RT: 12.72 min Scan# 1807
 Delta R.T. -0.00 min
 Lab File: BF104185.D
 Acq: 3 Apr 2018 17:54

Tgt Ion	Resp	Lower	Upper
202	100		
101	13.1	0.0	34.1
203	18.0	0.0	38.1

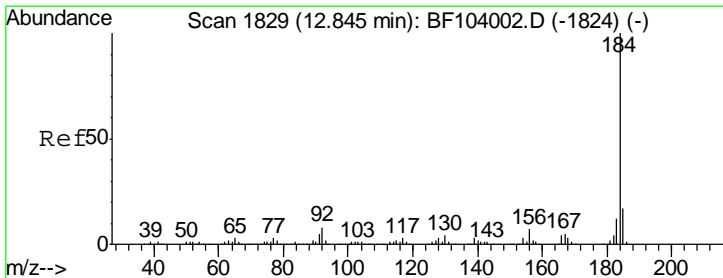
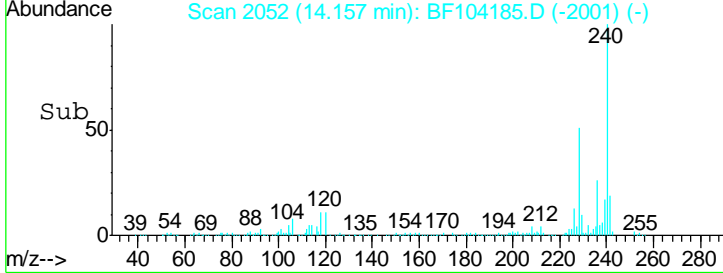
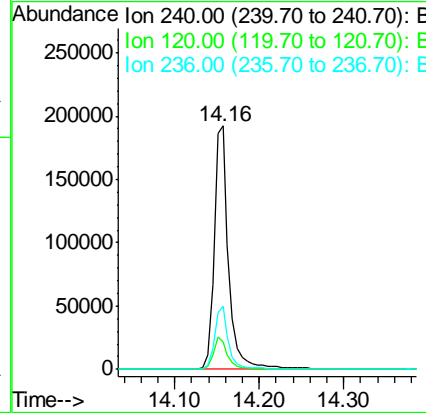
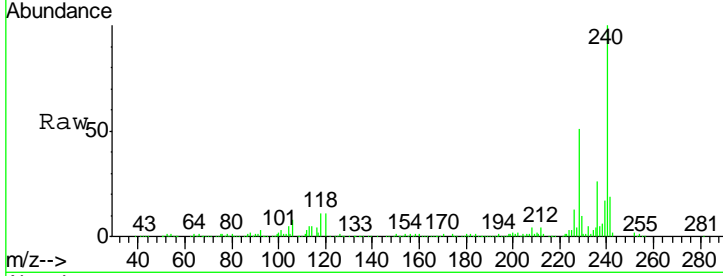




#75
 Chrysene-d12
 Concen: 20.000 ng
 RT: 14.16 min Scan# 2052
 Delta R.T. -0.00 min
 Lab File: BF104185.D
 Acq: 3 Apr 2018 17:54

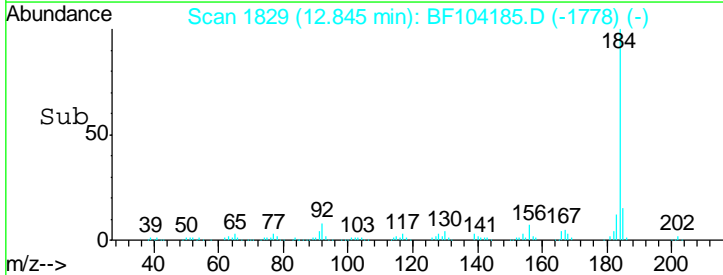
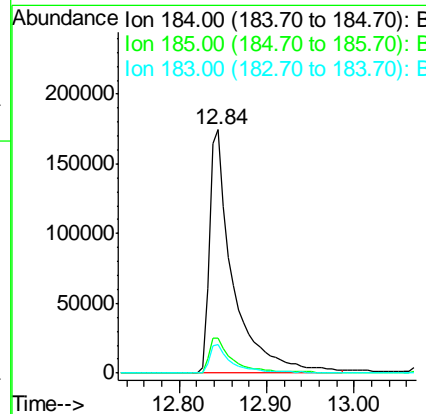
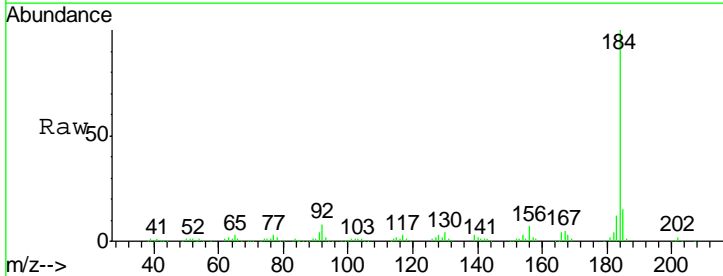
Instrument :
 BNA_F
 ClientSampled :

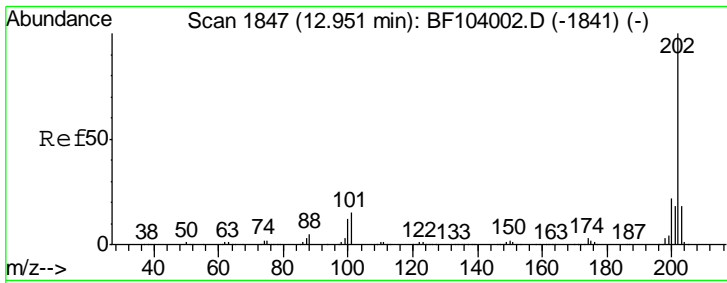
Tgt Ion	Resp	Lower	Upper
240	100		
120	11.2	9.5	14.3
236	25.9	20.7	31.1



#76
 Benzidine
 Concen: 48.922 ng
 RT: 12.84 min Scan# 1829
 Delta R.T. -0.00 min
 Lab File: BF104185.D
 Acq: 3 Apr 2018 17:54

Tgt Ion	Resp	Lower	Upper
184	100		
185	14.5	12.6	18.8
183	11.8	9.3	13.9

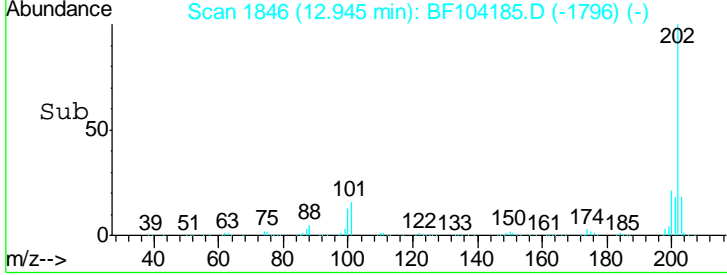
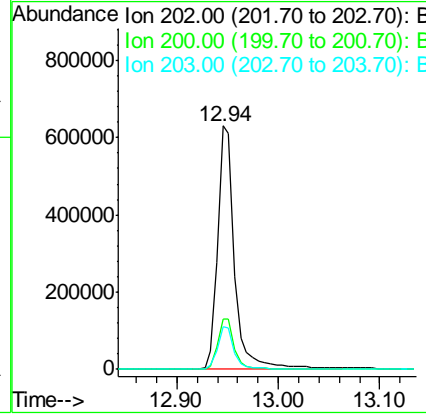
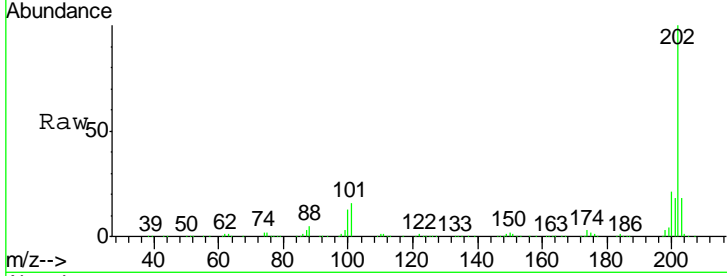




#77
 Pyrene
 Concen: 43.531 ng
 RT: 12.94 min Scan# 1846
 Delta R.T. -0.01 min
 Lab File: BF104185.D
 Acq: 3 Apr 2018 17:54


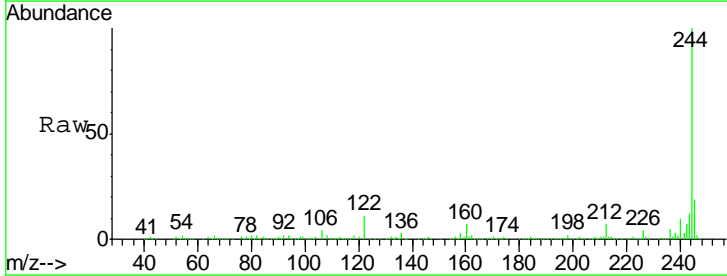
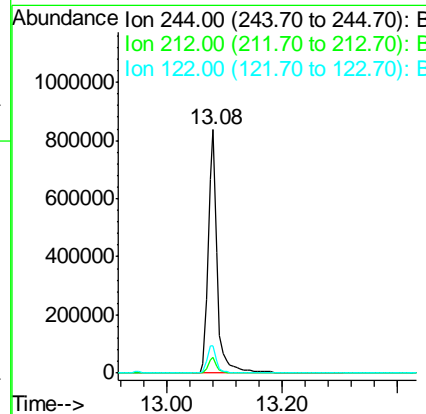
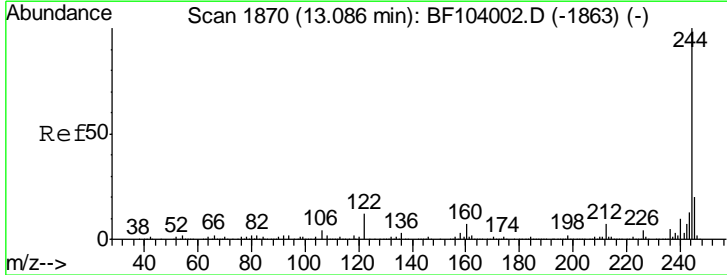
Instrument :
 BNA_F
 ClientSampled :

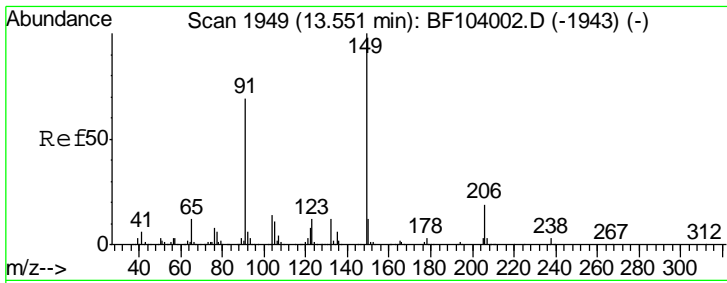
Tgt Ion	Resp	Lower	Upper
202	100		
200	20.9	17.4	26.2
203	17.7	14.3	21.5



#78
 Terphenyl-d14
 Concen: 91.757 ng
 RT: 13.08 min Scan# 1869
 Delta R.T. -0.00 min
 Lab File: BF104185.D
 Acq: 3 Apr 2018 17:54

Tgt Ion	Resp	Lower	Upper
244	100		
212	6.6	5.4	8.0
122	11.3	11.0	16.4

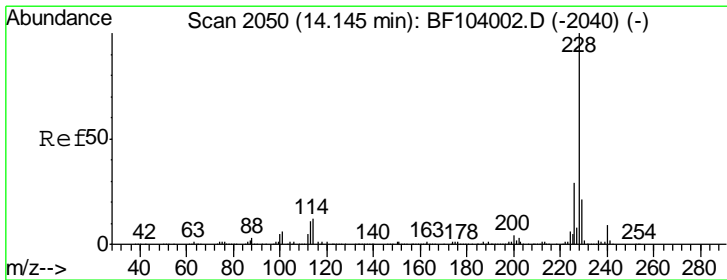
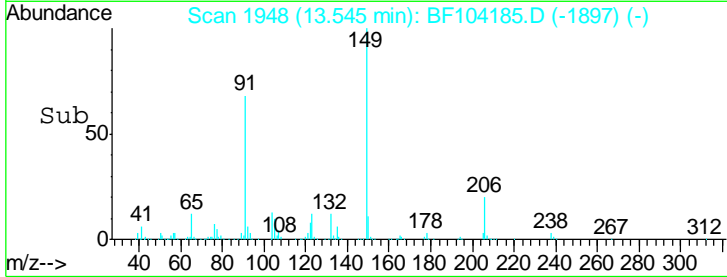
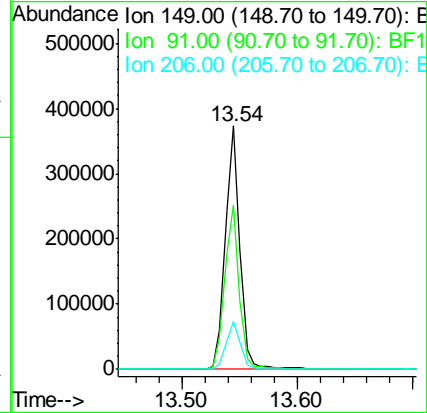
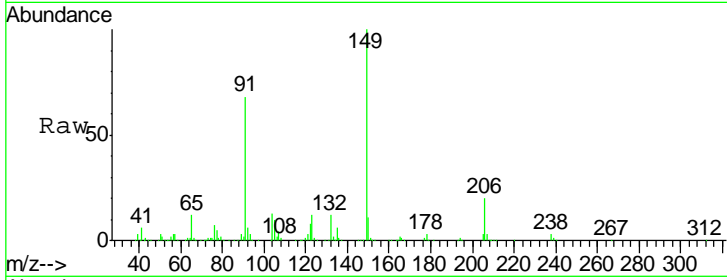




#79
 Butylbenzylphthalate
 Concen: 41.735 ng
 RT: 13.54 min Scan# 1948
 Delta R.T. -0.00 min
 Lab File: BF104185.D
 Acq: 3 Apr 2018 17:54

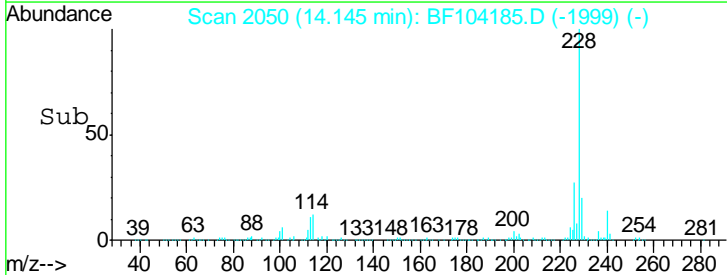
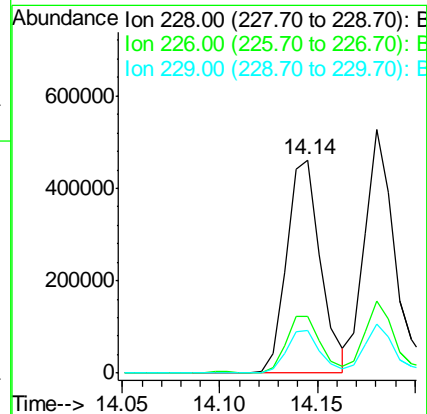
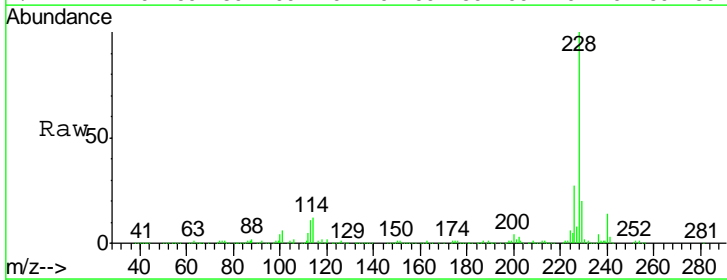
Instrument :
 BNA_F
 ClientSampled :

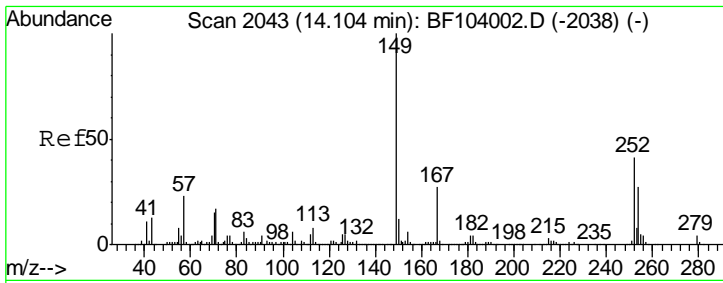
Tgt Ion	Resp	Lower	Upper
149	329204		
91	67.7	56.8	85.2
206	19.7	14.1	21.1



#80
 Benzo(a)anthracene
 Concen: 38.113 ng
 RT: 14.14 min Scan# 2050
 Delta R.T. -0.00 min
 Lab File: BF104185.D
 Acq: 3 Apr 2018 17:54

Tgt Ion	Resp	Lower	Upper
228	555444		
226	26.8	22.6	33.8
229	19.8	15.8	23.6

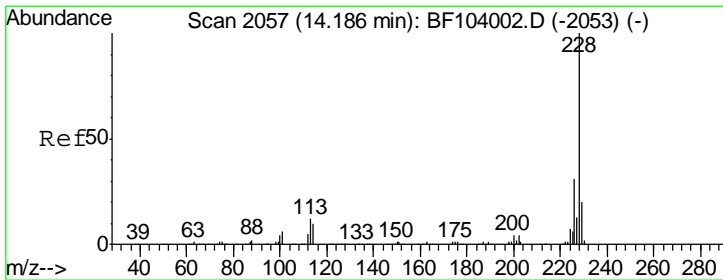
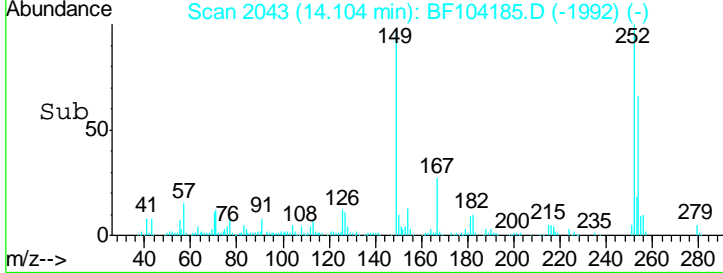
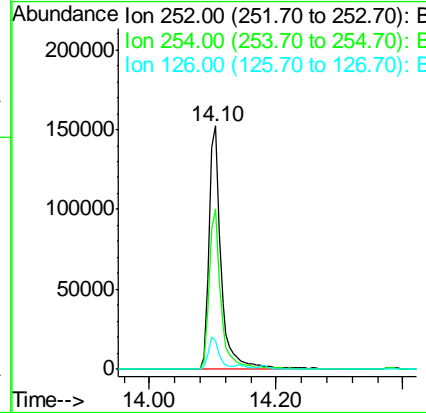
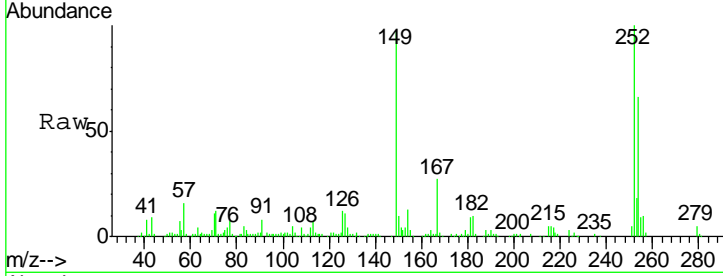




#81
 3,3'-Dichlorobenzidine
 Concen: 41.952 ng
 RT: 14.10 min Scan# 2043
 Delta R.T. -0.00 min
 Lab File: BF104185.D
 Acq: 3 Apr 2018 17:54

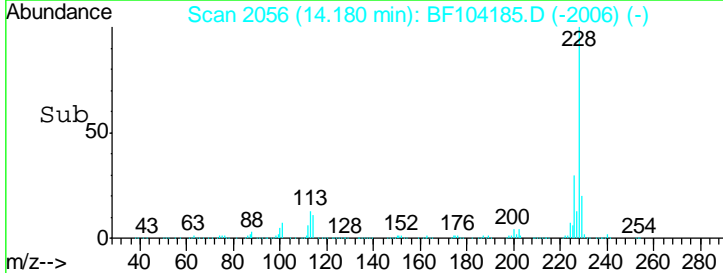
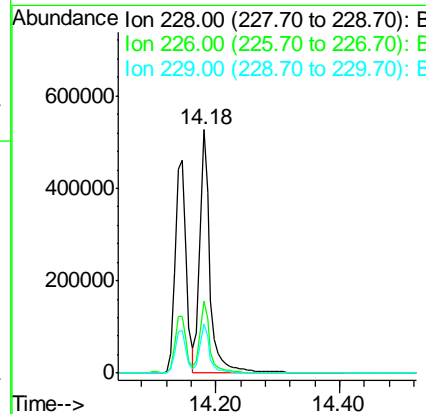
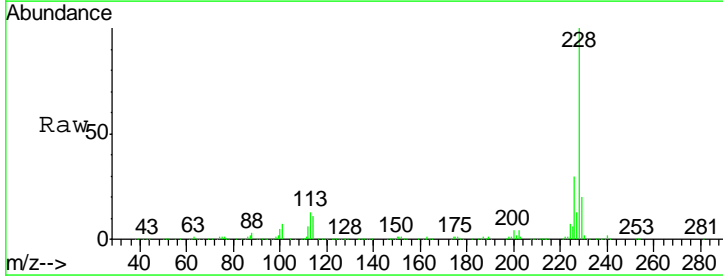
Instrument :
 BNA_F
 ClientSampled :

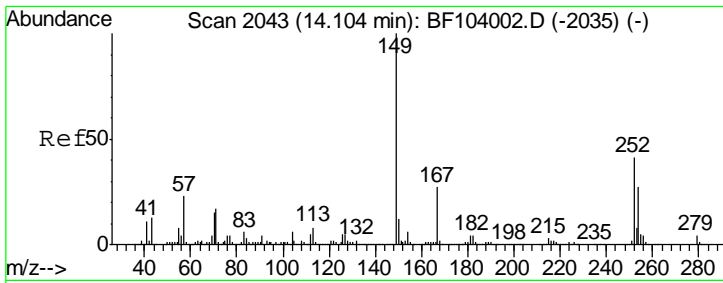
Tgt Ion	Resp	Lower	Upper
252	202371		
252	100		
254	66.0	50.4	75.6
126	11.6	11.3	16.9



#82
 Chrysene
 Concen: 42.881 ng
 RT: 14.18 min Scan# 2056
 Delta R.T. -0.01 min
 Lab File: BF104185.D
 Acq: 3 Apr 2018 17:54

Tgt Ion	Resp	Lower	Upper
228	612082		
228	100		
226	29.8	25.0	37.6
229	20.1	16.2	24.4

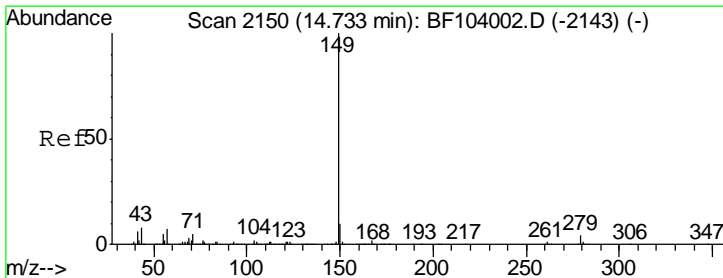
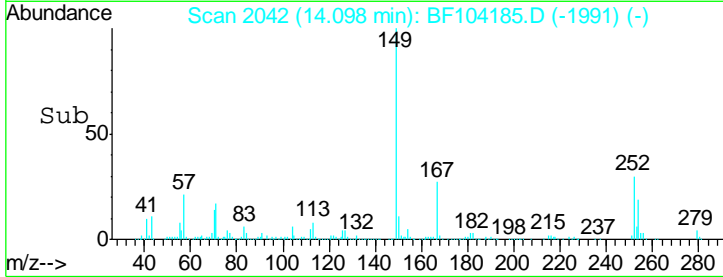
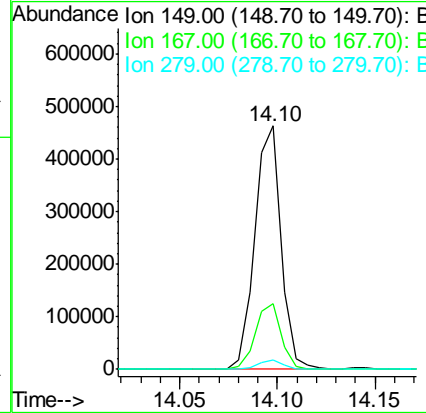
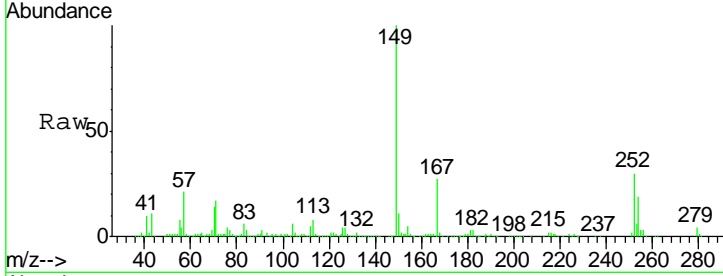




#83
 Bis(2-ethylhexyl)phthalate
 Concen: 42.241 ng
 RT: 14.10 min Scan# 2042
 Delta R.T. -0.00 min
 Lab File: BF104185.D
 Acq: 3 Apr 2018 17:54

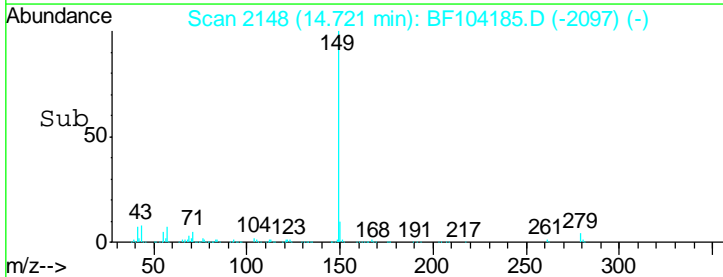
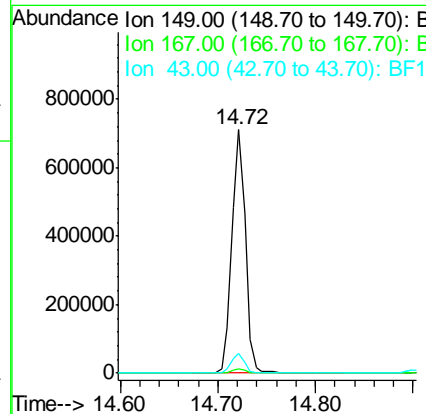
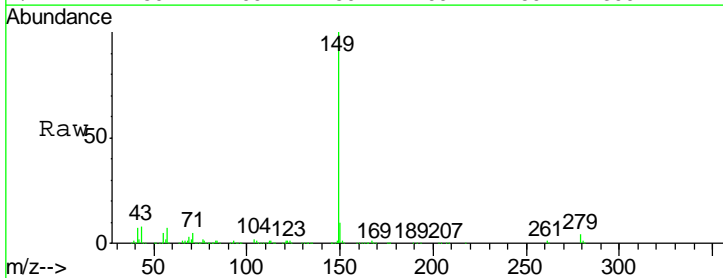
Instrument :
 BNA_F
 ClientSampled :

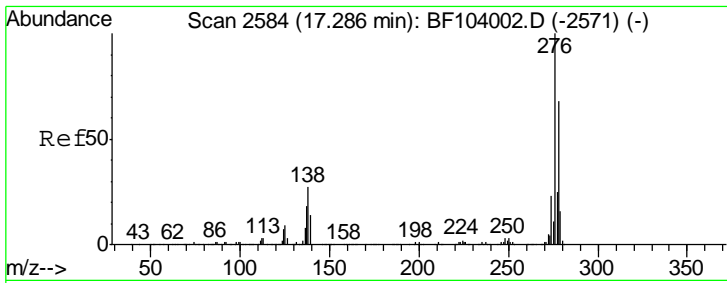
Tgt Ion	Resp	Lower	Upper
149	430515		
167	26.9	21.3	31.9
279	3.8	3.0	4.4



#84
 Di-n-octyl phthalate
 Concen: 39.231 ng
 RT: 14.72 min Scan# 2148
 Delta R.T. -0.00 min
 Lab File: BF104185.D
 Acq: 3 Apr 2018 17:54

Tgt Ion	Resp	Lower	Upper
149	687794		
167	1.5	1.2	1.8
43	7.7	8.4	12.6#

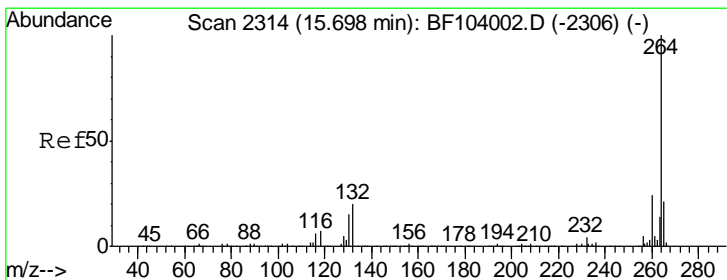
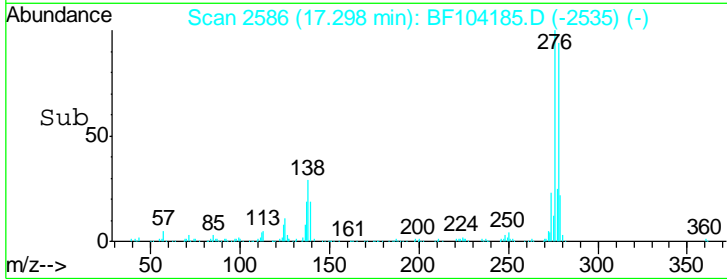
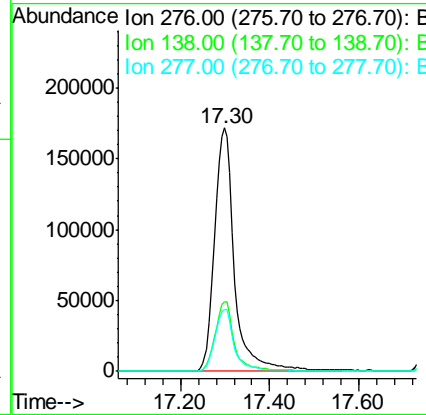
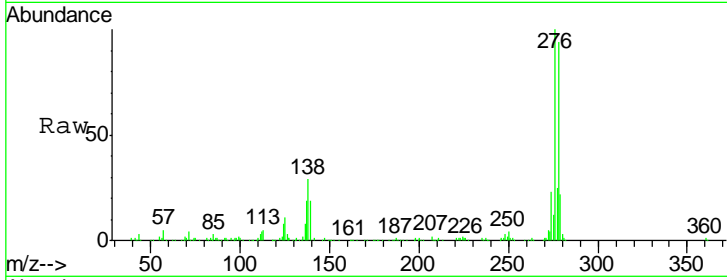




#85
 Indeno(1,2,3-cd)pyrene
 Concen: 36.826 ng
 RT: 17.30 min Scan# 2586
 Delta R.T. -0.00 min
 Lab File: BF104185.D
 Acq: 3 Apr 2018 17:54

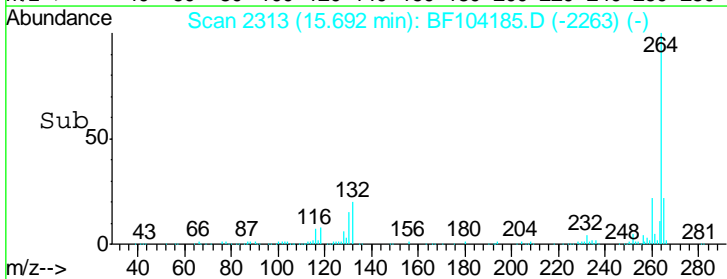
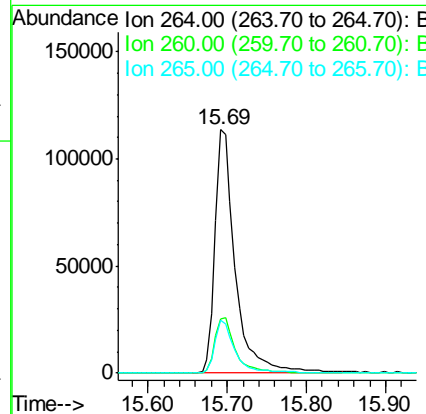
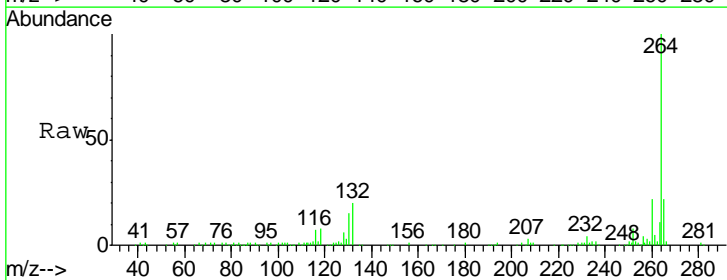
Instrument :
 BNA_F
 ClientSampled :

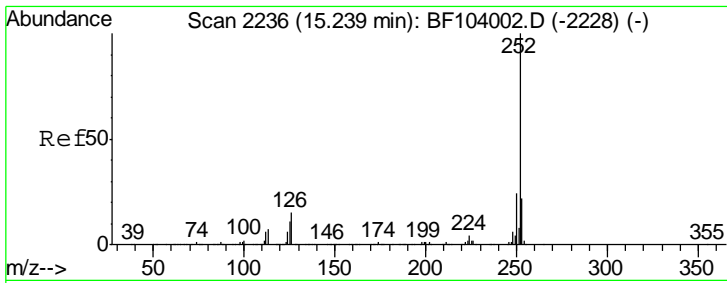
Tgt Ion	Resp	Lower	Upper
276	100		
138	28.0	25.0	37.6
277	25.4	20.1	30.1



#86
 Perylene-d12
 Concen: 20.000 ng
 RT: 15.69 min Scan# 2313
 Delta R.T. -0.01 min
 Lab File: BF104185.D
 Acq: 3 Apr 2018 17:54

Tgt Ion	Resp	Lower	Upper
264	100		
260	22.4	19.2	28.8
265	21.7	17.5	26.3

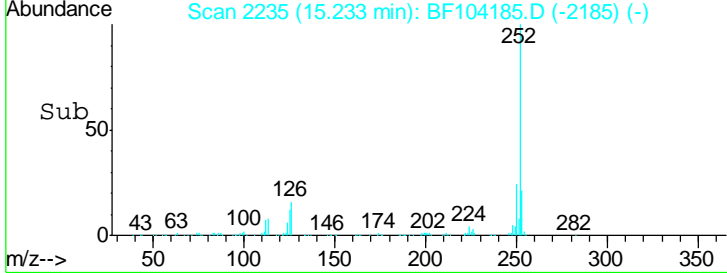
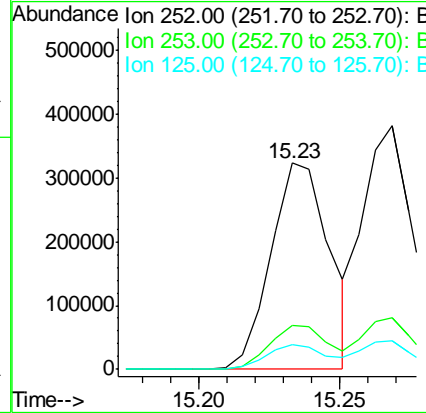
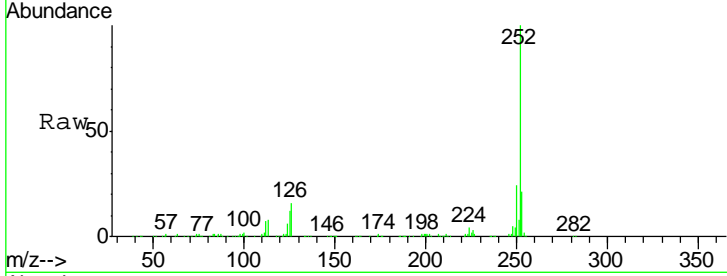




#87
 Benzo(b)fluoranthene
 Concen: 37.685 ng
 RT: 15.23 min Scan# 2235
 Delta R.T. -0.01 min
 Lab File: BF104185.D
 Acq: 3 Apr 2018 17:54

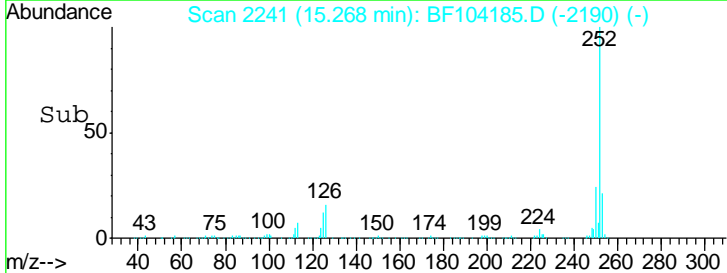
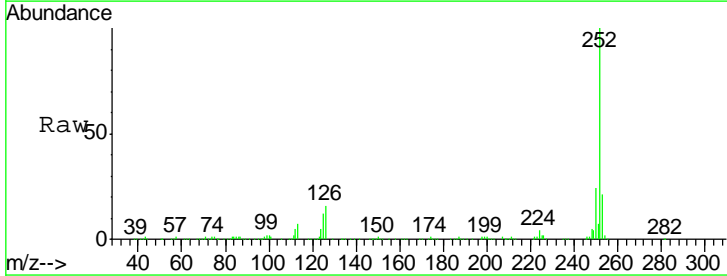
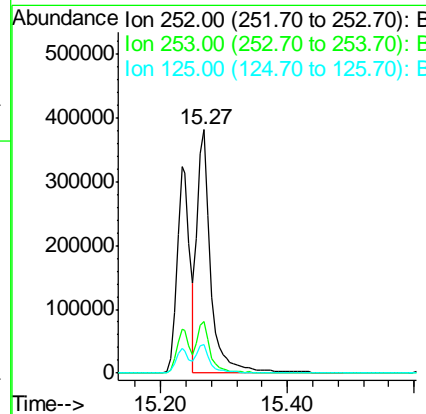
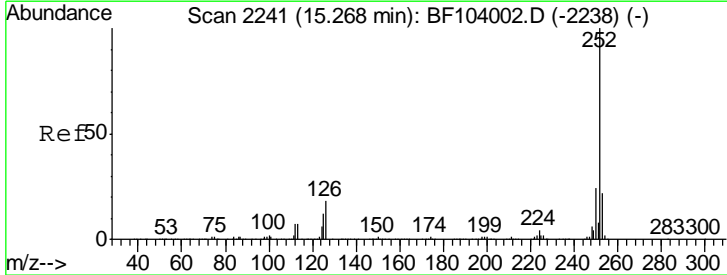
Instrument :
 BNA_F
 ClientSampled :

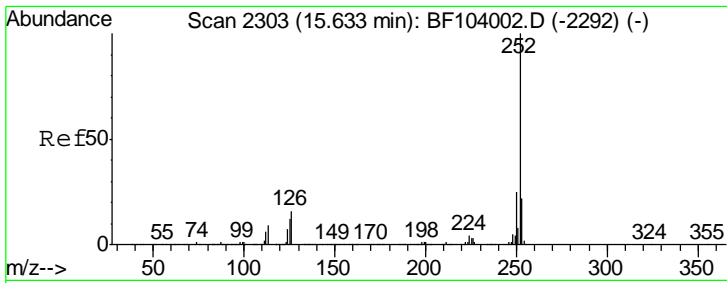
Tgt Ion	Resp	Lower	Upper
252	100		
253	21.4	17.0	25.6
125	12.3	9.0	13.6



#88
 Benzo(k)fluoranthene
 Concen: 47.676 ng
 RT: 15.27 min Scan# 2241
 Delta R.T. -0.00 min
 Lab File: BF104185.D
 Acq: 3 Apr 2018 17:54

Tgt Ion	Resp	Lower	Upper
252	100		
253	21.0	17.9	26.9
125	11.7	10.2	15.2

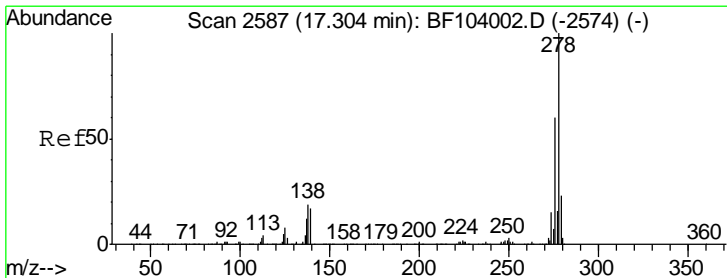
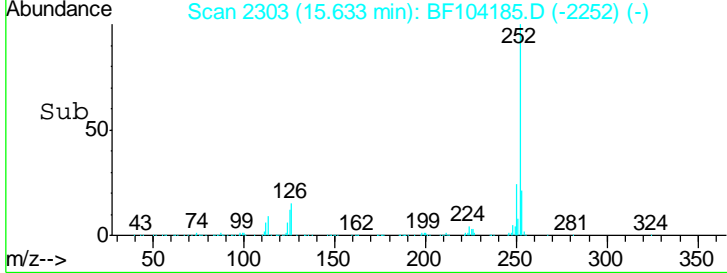
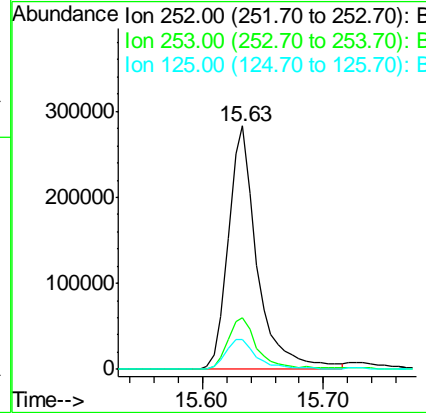
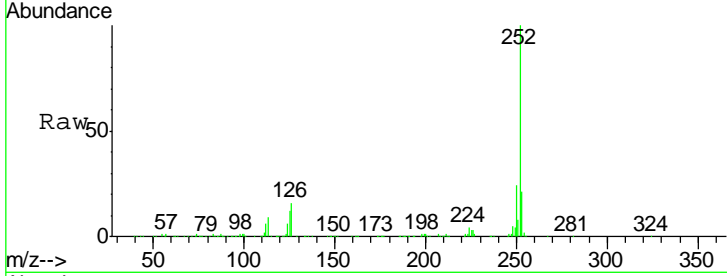




#89
 Benzo(a)pyrene
 Concen: 40.504 ng
 RT: 15.63 min Scan# 2303
 Delta R.T. -0.00 min
 Lab File: BF104185.D
 Acq: 3 Apr 2018 17:54

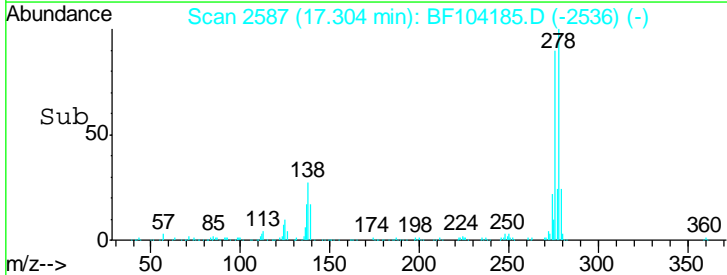
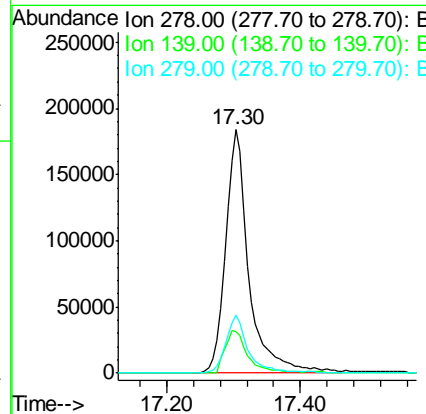
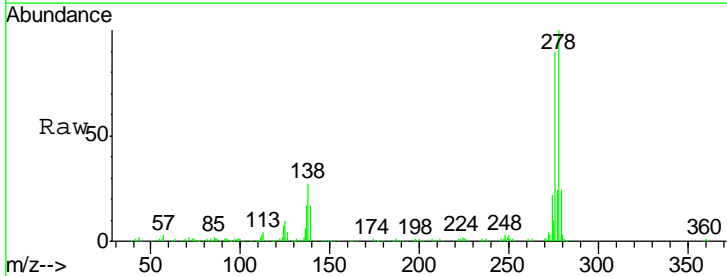
Instrument :
 BNA_F
 ClientSampled :

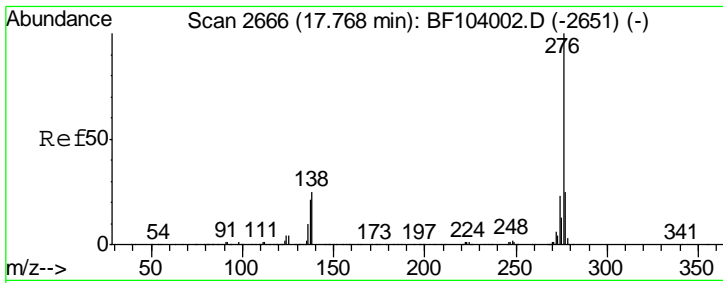
Tgt Ion	Resp	Lower	Upper
252	464003		
253	21.4	17.1	25.7
125	12.2	9.8	14.6



#90
 Dibenzo(a,h)anthracene
 Concen: 42.674 ng
 RT: 17.30 min Scan# 2587
 Delta R.T. -0.00 min
 Lab File: BF104185.D
 Acq: 3 Apr 2018 17:54

Tgt Ion	Resp	Lower	Upper
278	451982		
139	16.8	15.9	23.9
279	23.7	19.0	28.4





#91
 Benzo(a,h,i)perylene
 Concen: 42.160 ng
 RT: 17.77 min Scan# 2667
 Delta R.T. -0.01 min
 Lab File: BF104185.D
 Acq: 3 Apr 2018 17:54

Instrument :
 BNA_F
 ClientSampleId :

Tot Ion: 276 Resp: 447265

Ion	Ratio	Lower	Upper
276	100		
277	23.0	17.9	26.9
138	24.3	21.8	32.8

