

Data Path : Z:\HPCHEM1\BNA F\DATA\BF043018\  
 Data File : BF104956.D  
 Acq On : 1 May 2018 2:33  
 Operator : JU/SJ  
 Sample : PB108668BSD  
 Misc :  
 ALS Vial : 29 Sample Multiplier: 1

Instrument :  
 BNA\_F  
 ClientSampleId :  
 PB108668BSD

Quant Time: May 01 04:42:46 2018  
 Quant Method : Z:\HPCHEM1\BNA F\METHODS\8270-BF040618.M  
 Quant Title : ASP BNA STANDARDS FOR 5 POINT CALIBRATION  
 QLast Update : Mon Apr 30 15:20:08 2018  
 Response via : Initial Calibration

Internal Standards	R.T.	QIon	Response	Conc	Units	Dev(Min)
1) 1,4-Dichlorobenzene-d4	6.79	152	115048	20.00	ng	0.00
21) Naphthalene-d8	8.07	136	460163	20.00	ng	0.00
38) Acenaphthene-d10	9.83	164	202769	20.00	ng	0.00
63) Phenanthrene-d10	11.32	188	328789	20.00	ng	0.00
75) Chrysene-d12	13.97	240	219355	20.00	ng	0.00
86) Perylene-d12	15.43	264	180378	20.00	ng	-0.01

## System Monitoring Compounds

5) 2-Fluorophenol	5.42	112	600573	79.82	ng	0.01
7) Phenol-d6	6.44	99	717072	77.57	ng	0.00
23) Nitrobenzene-d5	7.36	82	632581	89.76	ng	0.00
41) 2,4,6-Tribromophenol	10.63	330	161315	76.69	ng	0.00
44) 2-Fluorobiphenyl	9.15	172	1160502	90.41	ng	0.00
78) Terphenyl-d14	12.91	244	914097	95.01	ng	0.00

## Target Compounds

Target Compounds	R.T.	QIon	Response	Conc	Units	Qvalue
2) 1,4-Dioxane	2.58	88	106774	30.455	ng	88
3) Pyridine	3.32	79	308719	31.319	ng	# 84
4) n-Nitrosodimethylamine	3.29	42	122004	35.408	ng	80
6) Aniline	6.46	93	143928	11.206	ng	# 80
8) 2-Chlorophenol	6.58	128	319914	40.284	ng	93
9) Benzaldehyde	6.34	77	106490	18.974	ng	98
10) Phenol	6.45	94	374416	38.171	ng	95
11) bis(2-Chloroethyl)ether	6.53	93	291453	37.234	ng	93
12) 1,3-Dichlorobenzene	6.73	146	335148	37.252	ng	99
13) 1,4-Dichlorobenzene	6.81	146	341058	38.029	ng	99
14) 1,2-Dichlorobenzene	6.96	146	310859	37.404	ng	99
15) Benzyl Alcohol	6.94	79	243703	34.708	ng	98
16) 2,2'-oxybis(1-Chloropropan	7.07	45	330561	31.446	ng	73
17) 2-Methylphenol	7.06	107	256528	37.161	ng	# 90
18) Hexachloroethane	7.30	117	109506	34.247	ng	99
19) n-Nitroso-di-n-propylamine	7.21	70	200737	33.229	ng	92
20) 3+4-Methylphenols	7.21	107	322306	37.646	ng	# 76
22) Acetophenone	7.20	105	419478	37.027	ng	98
24) Nitrobenzene	7.38	77	313045	40.235	ng	97
25) Isophorone	7.62	82	571415	38.345	ng	99
26) 2-Nitrophenol	7.69	139	158533	50.051	ng	95
27) 2,4-Dimethylphenol	7.73	122	272904	41.495	ng	98
28) bis(2-Chloroethoxy)methane	7.83	93	370152	40.626	ng	99
29) 2,4-Dichlorophenol	7.94	162	261048	41.600	ng	99
30) 1,2,4-Trichlorobenzene	8.02	180	270412	39.265	ng	99
31) Naphthalene	8.10	128	880893	38.444	ng	100
32) Benzoic acid	7.87	122	117404	22.373	ng	97
33) 4-Chloroaniline	8.15	127	65705	6.693	ng	97
34) Hexachlorobutadiene	8.20	225	145761	38.641	ng	99
35) Caprolactam	8.53	113	80328	36.694	ng	# 82
36) 4-Chloro-3-methylphenol	8.65	107	272410	40.485	ng	100
37) 2-Methylnaphthalene	8.79	142	588240	39.688	ng	99
39) 1,2,4,5-Tetrachlorobenzene	8.96	216	250900	43.226	ng	99
40) Hexachlorocyclopentadiene	8.93	237	60275	18.549	ng	96

Data Path : Z:\HPCHEM1\BNA F\DATA\BF043018\  
 Data File : BF104956.D  
 Acq On : 1 May 2018 2:33  
 Operator : JU/SJ  
 Sample : PB108668BSD  
 Misc :  
 ALS Vial : 29 Sample Multiplier: 1

Instrument :  
 BNA\_F  
 ClientSampleId :  
 PB108668BSD

Quant Time: May 01 04:42:46 2018  
 Quant Method : Z:\HPCHEM1\BNA F\METHODS\8270-BF040618.M  
 Quant Title : ASP BNA STANDARDS FOR 5 POINT CALIBRATION  
 QLast Update : Mon Apr 30 15:20:08 2018  
 Response via : Initial Calibration

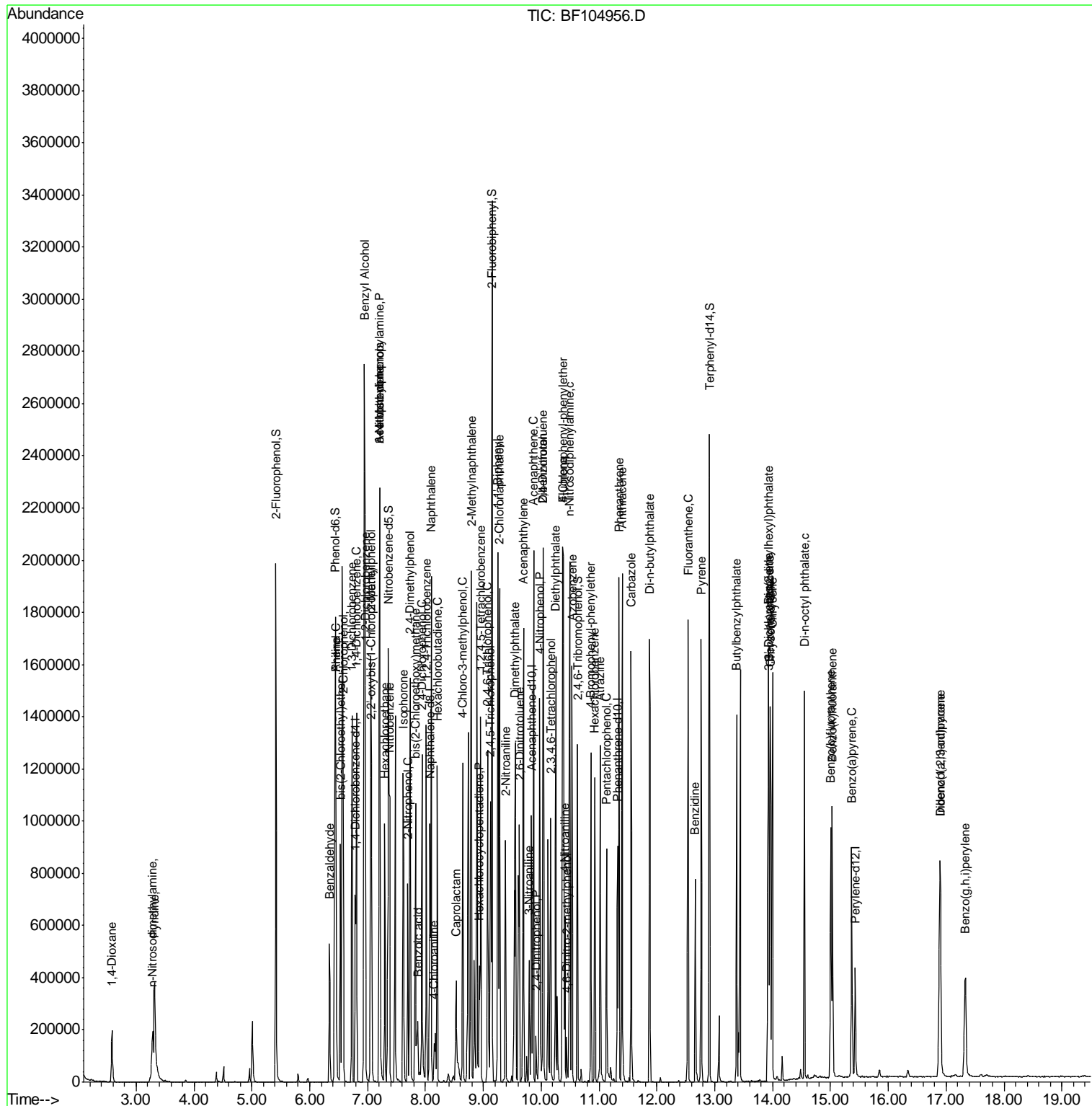
Internal Standards	R.T.	QIon	Response	Conc	Units	Dev(Min)
42) 2,4,6-Trichlorophenol	9.07	196	167534	41.579	ng	100
43) 2,4,5-Trichlorophenol	9.12	196	176343	39.109	ng	94
45) 1,1'-Biphenyl	9.25	154	688333	40.409	ng	99
46) 2-Chloronaphthalene	9.28	162	542605	40.328	ng	98
47) 2-Nitroaniline	9.39	65	157400	47.305	ng	86
48) Acenaphthylene	9.70	152	785403	37.205	ng	99
49) Dimethylphthalate	9.55	163	649060	40.592	ng	100
50) 2,6-Dinitrotoluene	9.63	165	139162	47.034	ng	# 84
51) Acenaphthene	9.87	154	465699	36.157	ng	99
52) 3-Nitroaniline	9.79	138	76867	22.191	ng	98
53) 2,4-Dinitrophenol	9.91	184	28326	33.629	ng	# 20
54) Dibenzofuran	10.04	168	676931	37.713	ng	97
55) 4-Nitrophenol	9.97	139	163848	60.217	ng	92
56) 2,4-Dinitrotoluene	10.03	165	164128	42.290	ng	98
57) Fluorene	10.38	166	541476	41.445	ng	99
58) 2,3,4,6-Tetrachlorophenol	10.16	232	126494	37.604	ng	94
59) Diethylphthalate	10.25	149	623399	39.146	ng	99
60) 4-Chlorophenyl-phenylether	10.37	204	257793	44.306	ng	97
61) 4-Nitroaniline	10.41	138	127298	37.586	ng	96
62) Azobenzene	10.53	77	534781	35.150	ng	93
64) 4,6-Dinitro-2-methylphenol	10.45	198	26407	21.314	ng	# 72
65) n-Nitrosodiphenylamine	10.49	169	489946	42.978	ng	100
66) 4-Bromophenyl-phenylether	10.86	248	155991	44.604	ng	90
67) Hexachlorobenzene	10.93	284	165544	42.068	ng	# 85
68) Atrazine	11.02	200	155604	45.220	ng	100
69) Pentachlorophenol	11.13	266	118601	48.717	ng	97
70) Phenanthrene	11.34	178	720166	39.332	ng	99
71) Anthracene	11.40	178	744585	40.005	ng	100
72) Carbazole	11.56	167	663492	36.481	ng	99
73) Di-n-butylphthalate	11.87	149	911326	41.019	ng	99
74) Fluoranthene	12.54	202	680867	35.591	ng	97
76) Benzidine	12.66	184	311162	42.620	ng	97
77) Pyrene	12.77	202	661084	40.659	ng	99
79) Butylbenzylphthalate	13.38	149	333278	43.509	ng	93
80) Benzo(a)anthracene	13.96	228	558013	42.582	ng	99
81) 3,3'-Dichlorobenzidine	13.92	252	174457	35.705	ng	97
82) Chrysene	14.00	228	533468	39.633	ng	99
83) Bis(2-ethylhexyl)phthalate	13.93	149	460859	46.775	ng	99
84) Di-n-octyl phthalate	14.55	149	724068	43.981	ng	# 94
85) Indeno(1,2,3-cd)pyrene	16.89	276	415383	36.328	ng	96
87) Benzo(b)fluoranthene	15.01	252	480904	42.213	ng	99
88) Benzo(k)fluoranthene	15.04	252	445765	41.446	ng	97
89) Benzo(a)pyrene	15.37	252	435221	42.697	ng	99
90) Dibenzo(a,h)anthracene	16.90	278	352887	42.152	ng	98
91) Benzo(g,h,i)perylene	17.33	276	338923	41.786	ng	95

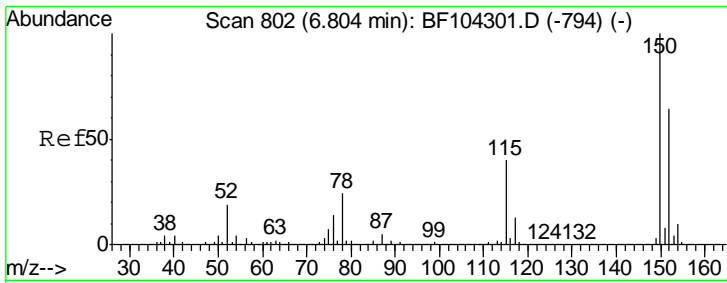
(#) = qualifier out of range (m) = manual integration (+) = signals summed

Data Path : Z:\HPCHEM1\BNA F\DATA\BF043018\  
 Data File : BF104956.D  
 Acq On : 1 May 2018 2:33  
 Operator : JU/SJ  
 Sample : PB108668BSD  
 Misc :  
 ALS Vial : 29 Sample Multiplier: 1

Instrument :  
 BNA\_F  
 Client Sampled :  
 PB108668BSD

Quant Time: May 01 04:42:46 2018  
 Quant Method : Z:\HPCHEM1\BNA F\METHODS\8270-BF040618.M  
 Quant Title : ASP BNA STANDARDS FOR 5 POINT CALIBRATION  
 QLast Update : Mon Apr 30 15:20:08 2018  
 Response via : Initial Calibration

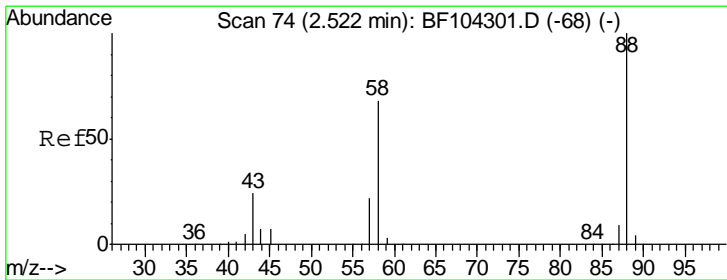
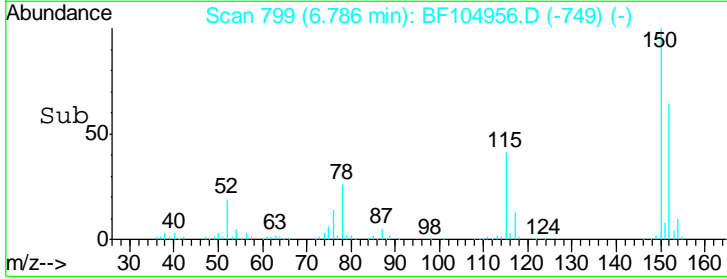
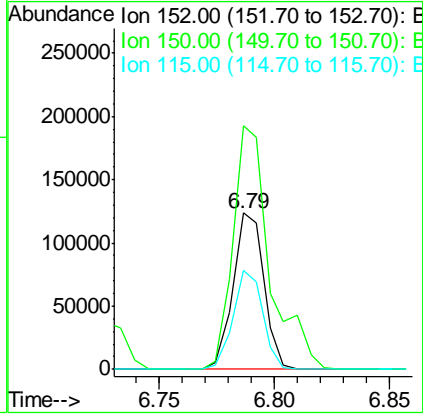
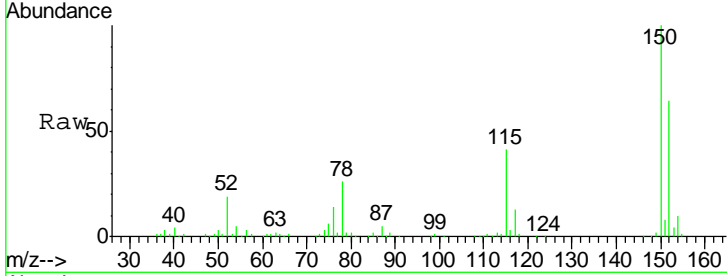




#1  
 1,4-Dichlorobenzene-d4  
 Concen: 20.000 ng  
 RT: 6.79 min Scan# 799  
 Delta R.T. -0.01 min  
 Lab File: BF104956.D  
 Acq: 1 May 2018 2:33

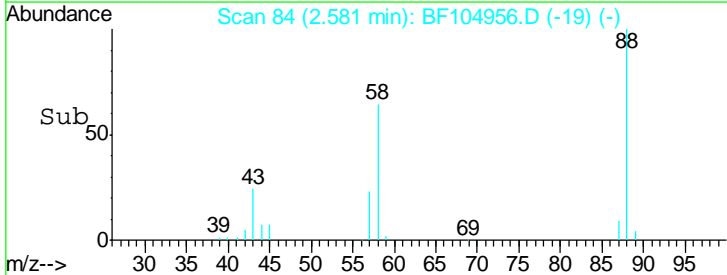
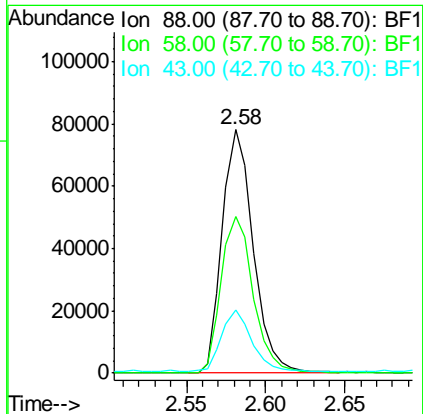
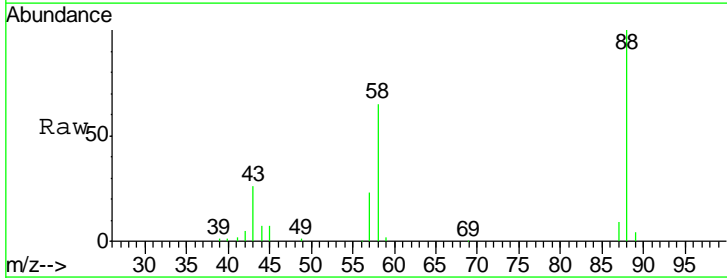
Instrument :  
 BNA\_F  
 ClientSampleID :  
 PB108668BSD

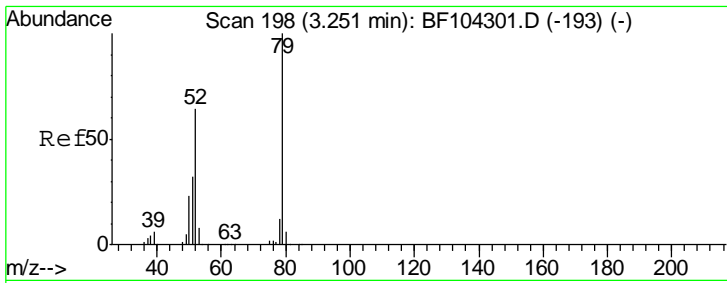
Tgt Ion	Resp	Lower	Upper
152	115048		
150	155.8	124.6	186.8
115	63.6	50.1	75.1



#2  
 1,4-Dioxane  
 Concen: 30.455 ng  
 RT: 2.58 min Scan# 84  
 Delta R.T. 0.08 min  
 Lab File: BF104956.D  
 Acq: 1 May 2018 2:33

Tgt Ion	Resp	Lower	Upper
88	106774		
58	66.8	62.6	93.8
43	24.8	24.6	37.0

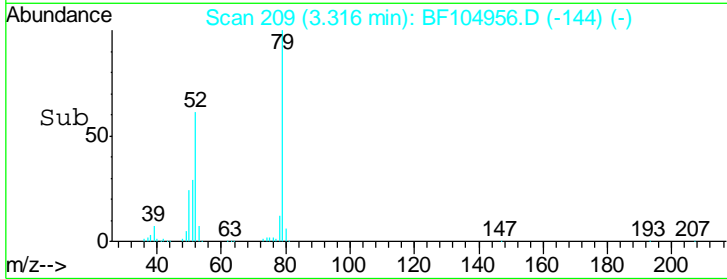
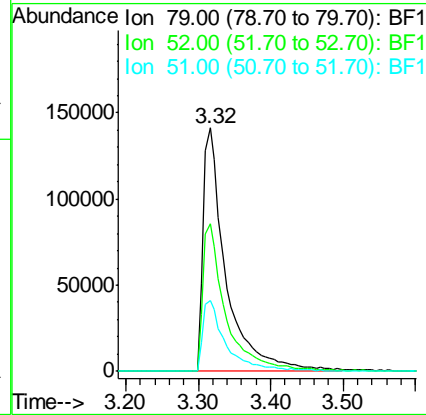
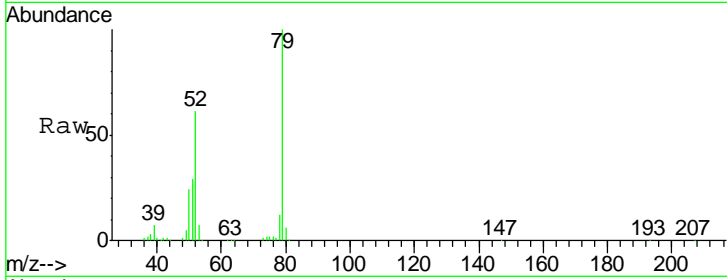




#3  
 Pyridine  
 Concen: 31.319 ng  
 RT: 3.32 min Scan# 209  
 Delta R.T. 0.08 min  
 Lab File: BF104956.D  
 Acq: 1 May 2018 2:33

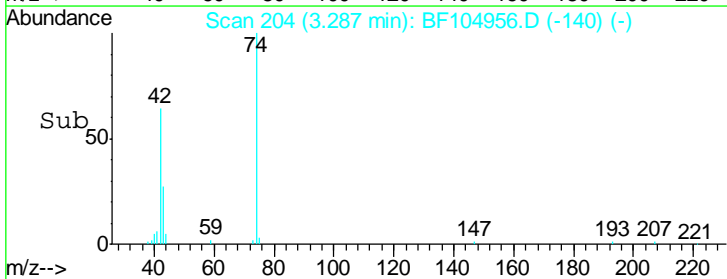
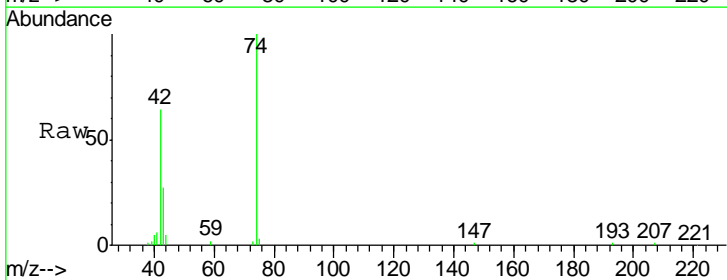
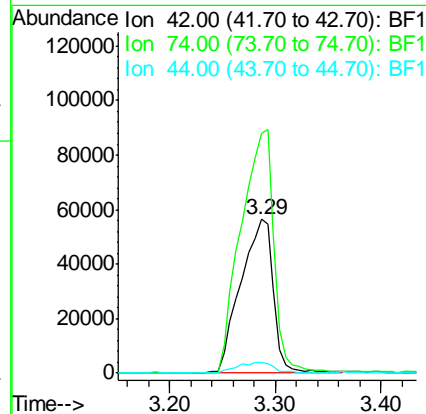
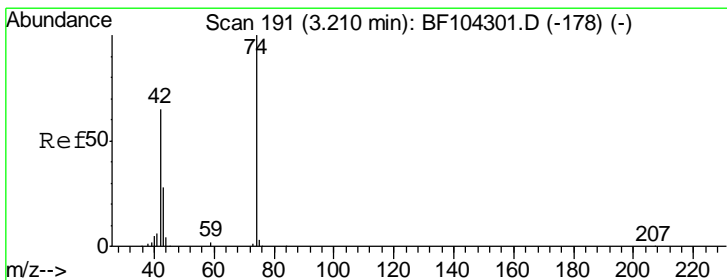
Instrument :  
 BNA\_F  
 ClientSampleId :  
 PB108668BSD

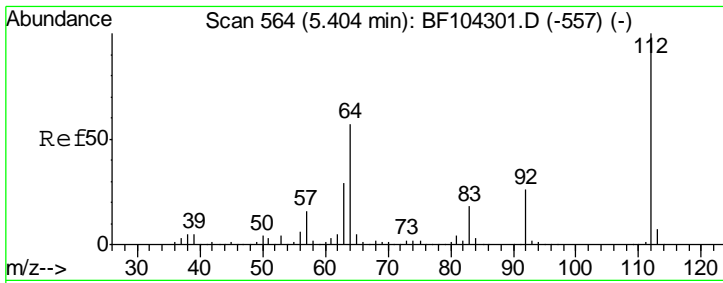
Tgt Ion	Resp	Lower	Upper
79	100		
52	60.6	59.8	89.6
51	29.0	29.8	44.8#



#4  
 n-Nitrosodimethylamine  
 Concen: 35.408 ng  
 RT: 3.29 min Scan# 204  
 Delta R.T. 0.08 min  
 Lab File: BF104956.D  
 Acq: 1 May 2018 2:33

Tgt Ion	Resp	Lower	Upper
42	100		
74	155.8	104.9	157.3
44	7.3	6.9	10.3

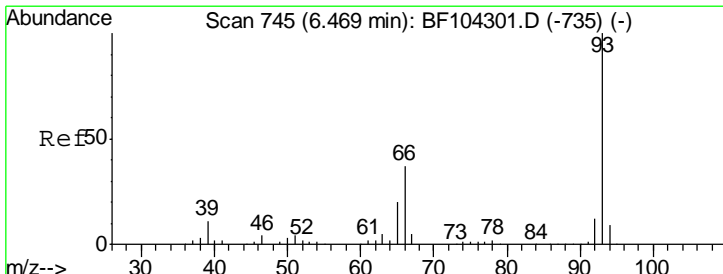
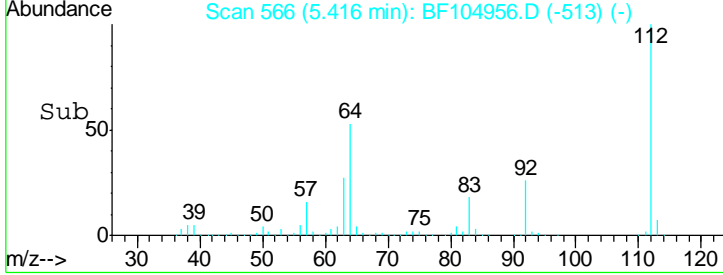
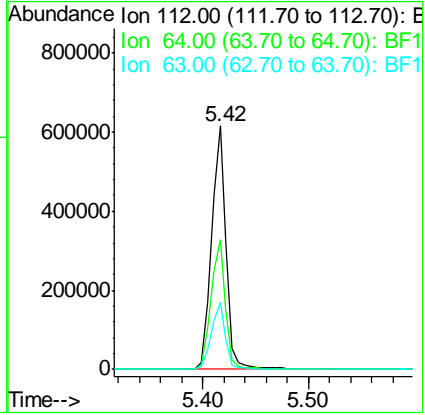
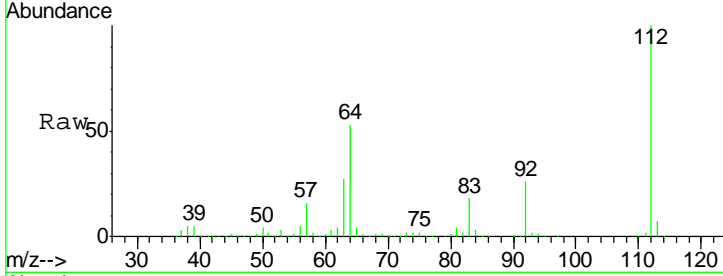




#5  
 2-Fluorophenol  
 Concen: 79.820 ng  
 RT: 5.42 min Scan# 566  
 Delta R.T. 0.01 min  
 Lab File: BF104956.D  
 Acq: 1 May 2018 2:33

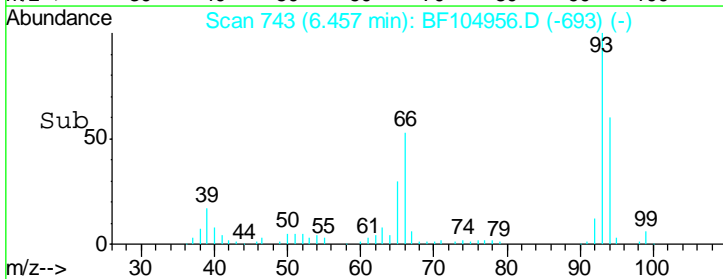
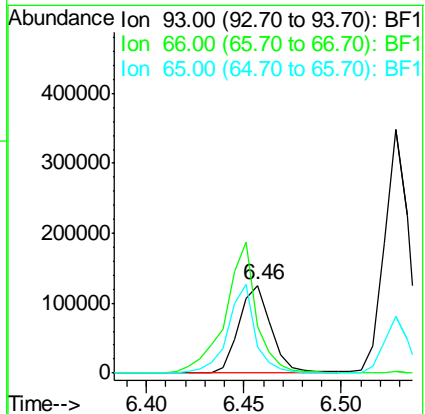
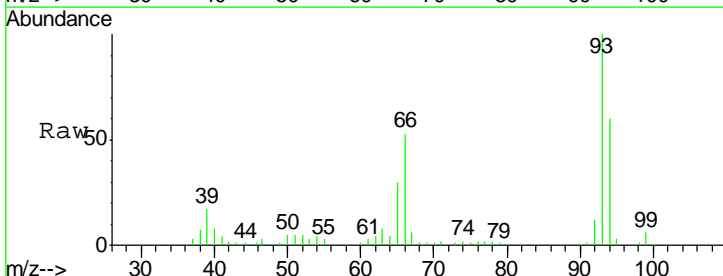
Instrument :  
 BNA\_F  
 ClientSampleId :  
 PB108668BSD

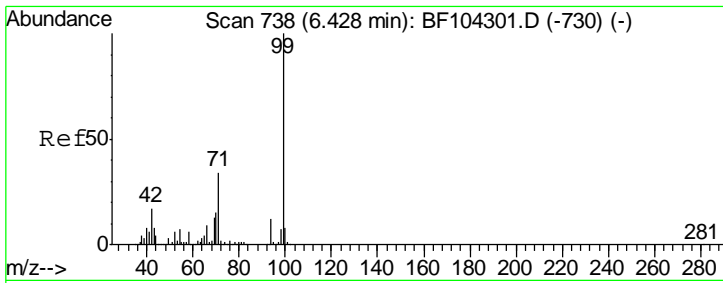
Tgt Ion	Resp	Lower	Upper
112	100		
64	53.5	47.9	71.9
63	27.5	23.7	35.5



#6  
 Aniline  
 Concen: 11.206 ng  
 RT: 6.46 min Scan# 743  
 Delta R.T. -0.01 min  
 Lab File: BF104956.D  
 Acq: 1 May 2018 2:33

Tgt Ion	Resp	Lower	Upper
93	100		
66	52.9	32.2	48.2#
65	29.6	16.4	24.6#

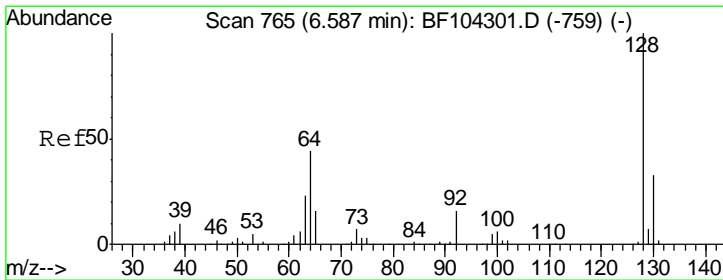
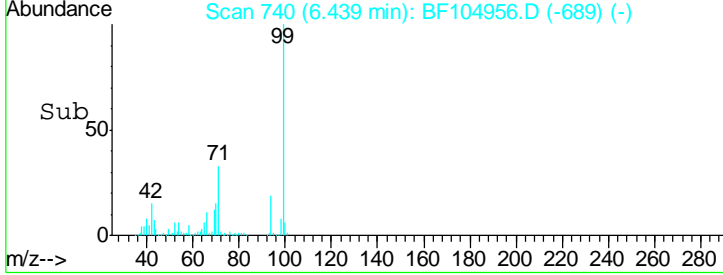
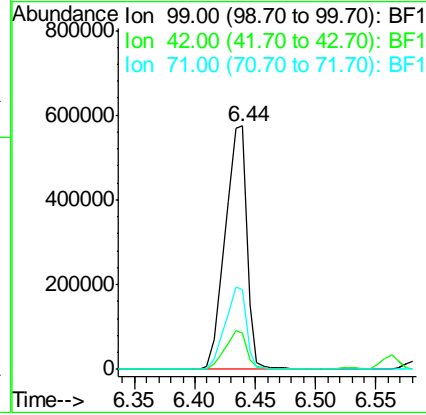
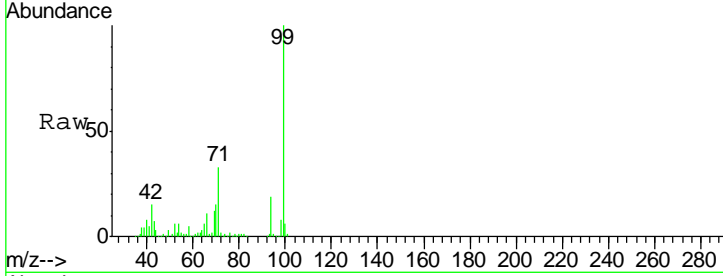




#7  
 Phenol-d6  
 Concen: 77.566 ng  
 RT: 6.44 min Scan# 740  
 Delta R.T. -0.00 min  
 Lab File: BF104956.D  
 Acq: 1 May 2018 2:33

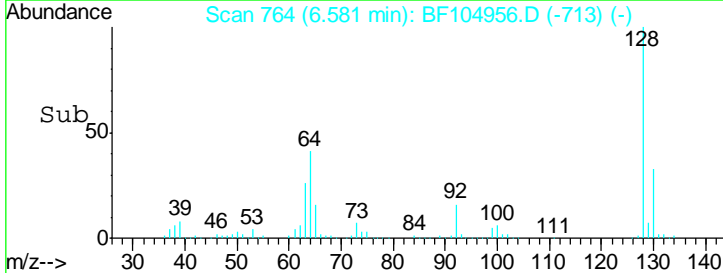
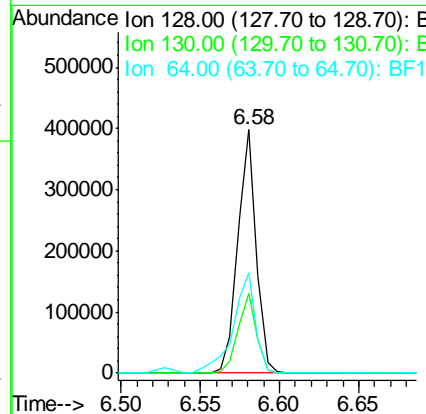
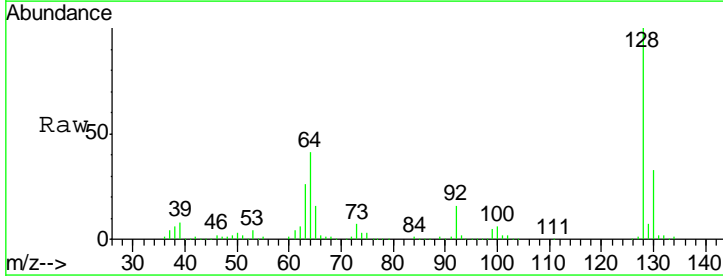
Instrument :  
 BNA\_F  
 ClientSampled :  
 PB108668BSD

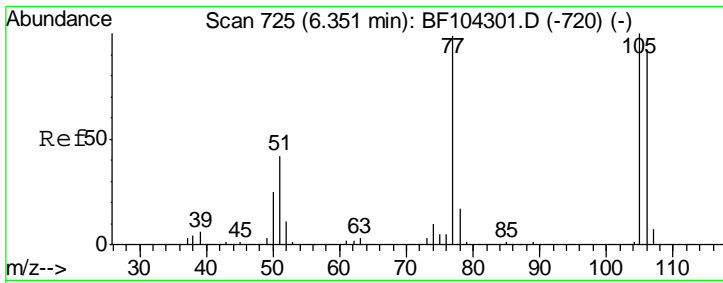
Tgt Ion	Resp	Lower	Upper
99	717072		
42	14.9	14.5	21.7
71	32.8	25.4	38.0



#8  
 2-Chlorophenol  
 Concen: 40.284 ng  
 RT: 6.58 min Scan# 764  
 Delta R.T. -0.00 min  
 Lab File: BF104956.D  
 Acq: 1 May 2018 2:33

Tgt Ion	Resp	Lower	Upper
128	319914		
130	32.6	13.0	53.0
64	41.2	29.4	69.4

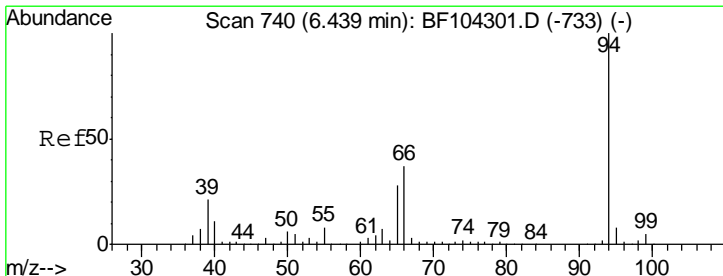
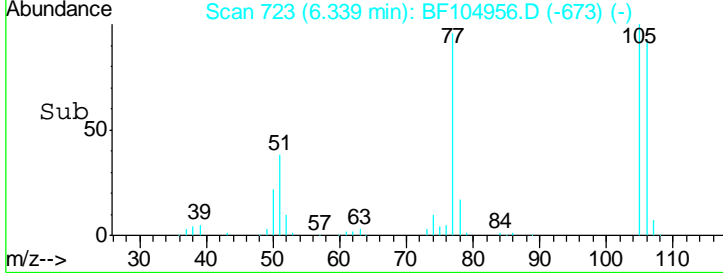
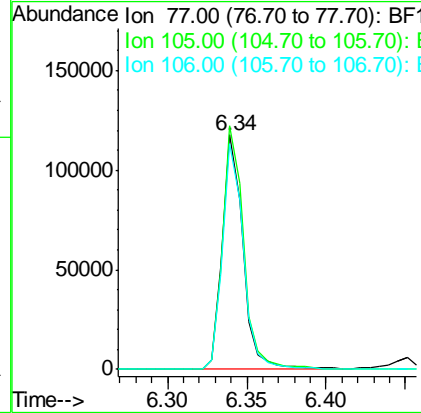
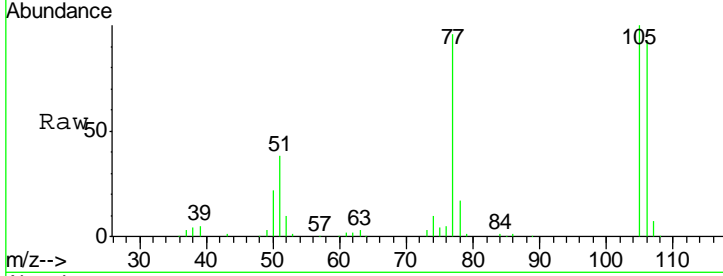




#9  
Benzaldehyde  
Concen: 18.974 ng  
RT: 6.34 min Scan# 723  
Delta R.T. -0.01 min  
Lab File: BF104956.D  
Acq: 1 May 2018 2:33

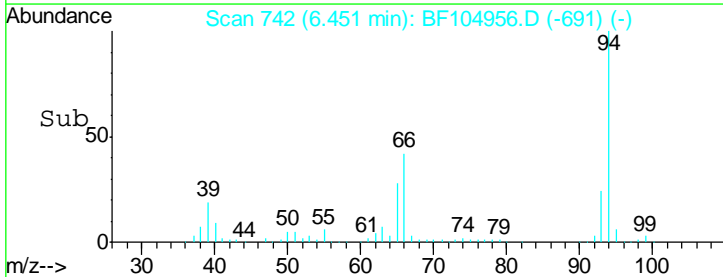
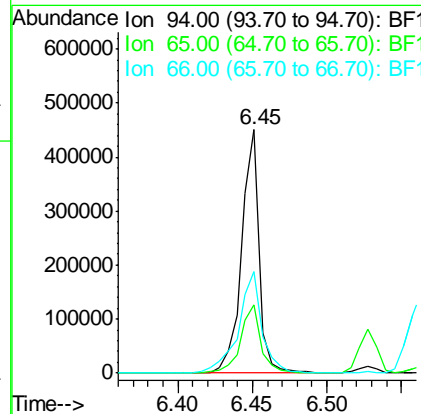
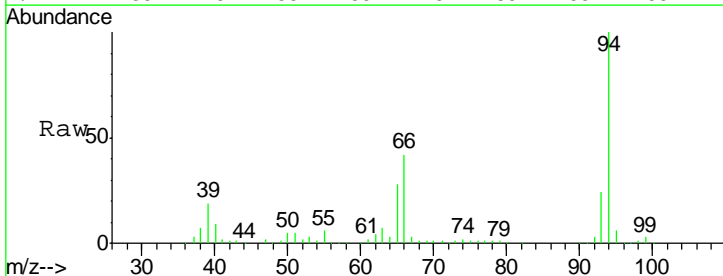
Instrument :  
BNA\_F  
ClientSampled :  
PB108668BSD

Tgt Ion	Resp	Lower	Upper
77	106490		
105	104.0	81.1	121.1
106	96.5	74.5	114.5

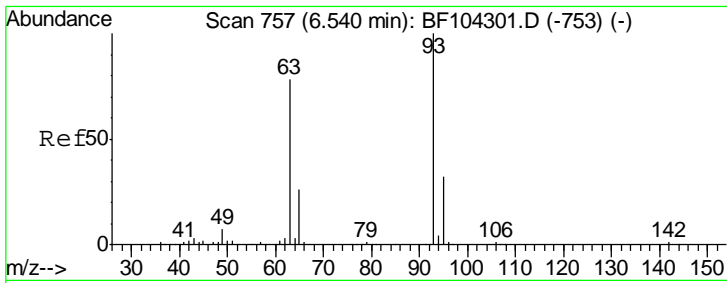


#10  
Phenol  
Concen: 38.171 ng  
RT: 6.45 min Scan# 742  
Delta R.T. -0.00 min  
Lab File: BF104956.D  
Acq: 1 May 2018 2:33

Tgt Ion	Resp	Lower	Upper
94	374416		
65	28.1	7.9	47.9
66	41.6	16.2	56.2



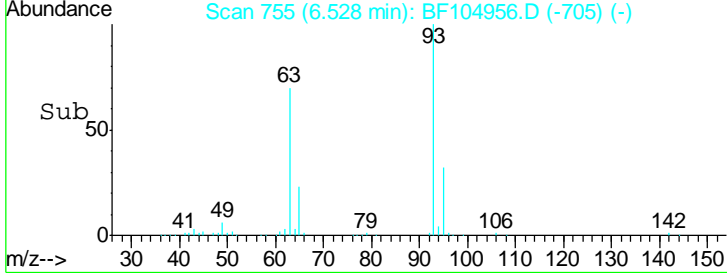
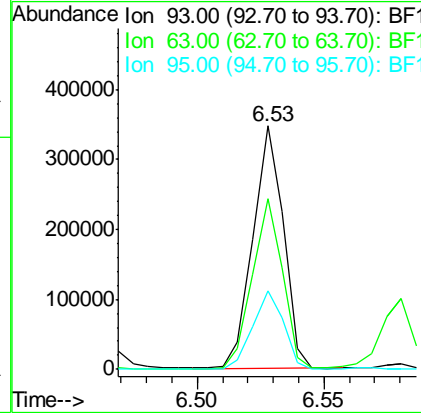
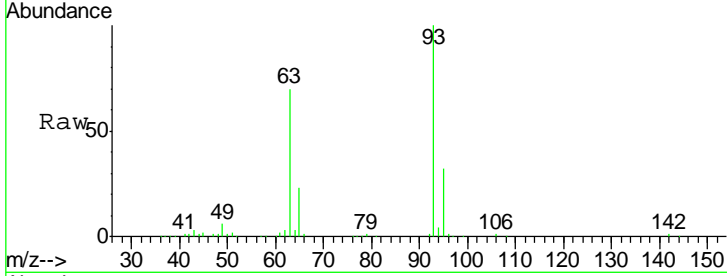




#11  
 bis(2-Chloroethyl)ether  
 Concen: 37.234 ng  
 RT: 6.53 min Scan# 755  
 Delta R.T. -0.01 min  
 Lab File: BF104956.D  
 Acq: 1 May 2018 2:33

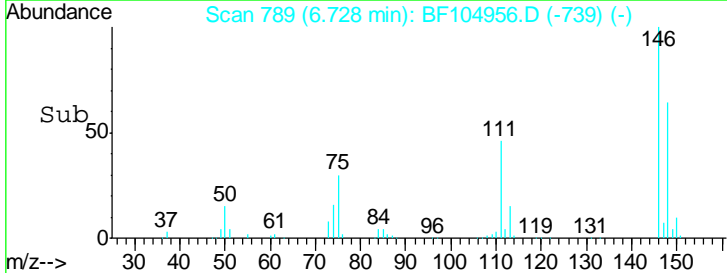
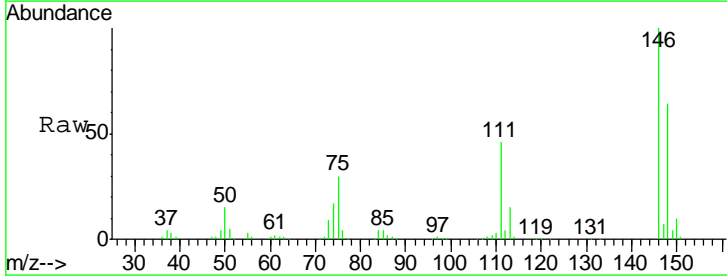
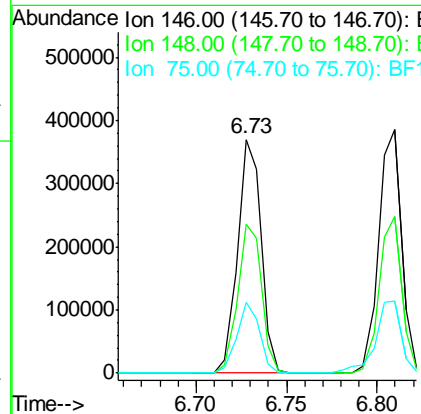
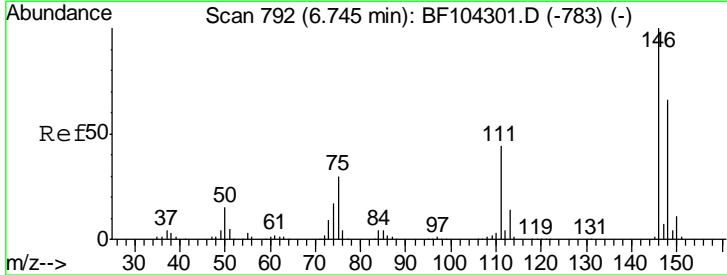
**Instrument :**  
 BNA\_F  
**ClientSampled :**  
 PB108668BSD

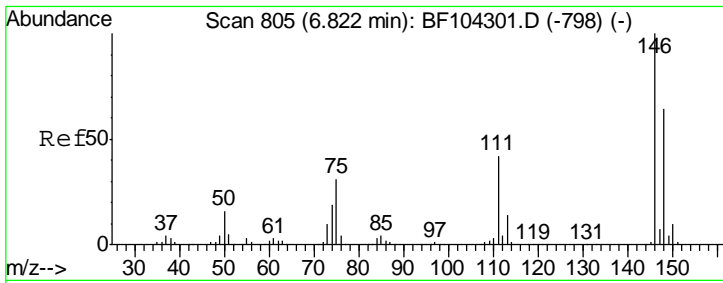
Tgt Ion	Resp	Lower	Upper
93	291453		
93	100		
63	70.1	58.6	98.6
95	32.1	11.8	51.8



#12  
 1,3-Dichlorobenzene  
 Concen: 37.252 ng  
 RT: 6.73 min Scan# 789  
 Delta R.T. -0.01 min  
 Lab File: BF104956.D  
 Acq: 1 May 2018 2:33

Tgt Ion	Resp	Lower	Upper
146	335148		
146	100		
148	63.5	51.8	77.8
75	30.4	24.2	36.4

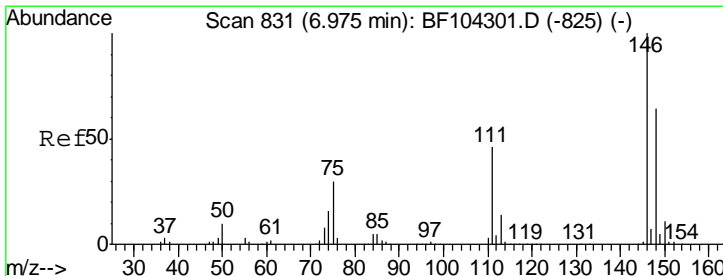
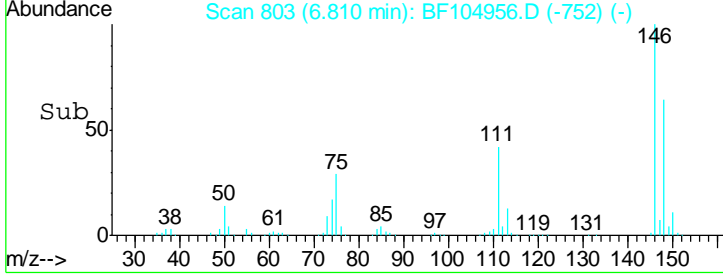
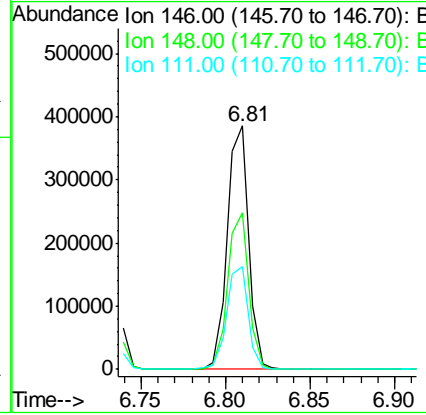
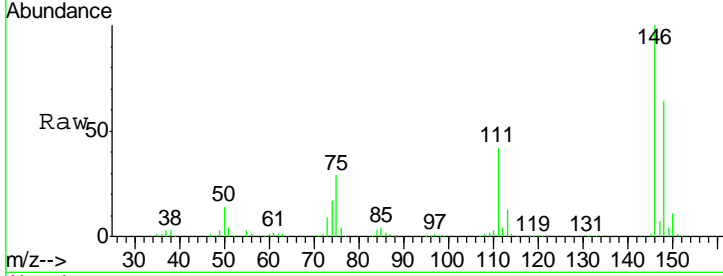




#13  
 1,4-Dichlorobenzene  
 Concen: 38.029 ng  
 RT: 6.81 min Scan# 803  
 Delta R.T. -0.00 min  
 Lab File: BF104956.D  
 Acq: 1 May 2018 2:33

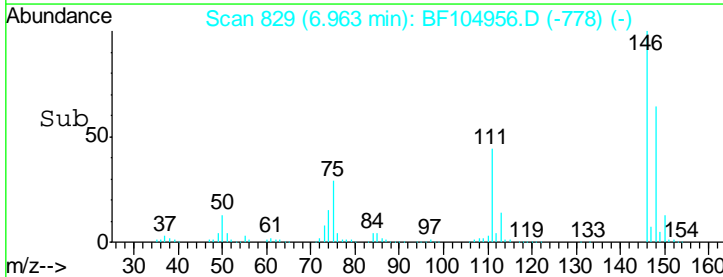
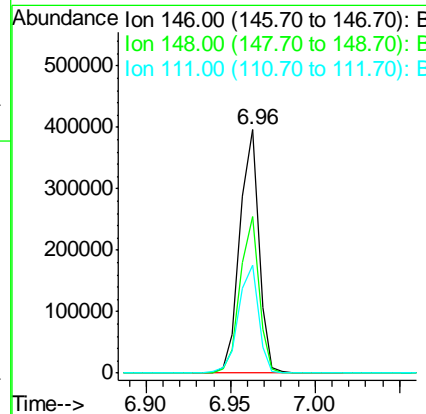
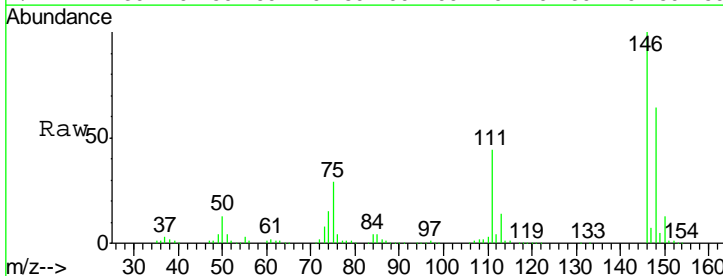
**Instrument :**  
 BNA\_F  
**ClientSampled :**  
 PB108668BSD

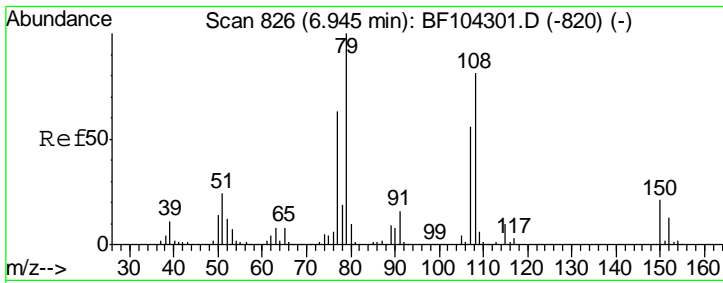
Tgt Ion	Resp	Lower	Upper
146	100		
148	64.1	50.8	76.2
111	42.4	34.2	51.2



#14  
 1,2-Dichlorobenzene  
 Concen: 37.404 ng  
 RT: 6.96 min Scan# 829  
 Delta R.T. -0.00 min  
 Lab File: BF104956.D  
 Acq: 1 May 2018 2:33

Tgt Ion	Resp	Lower	Upper
146	100		
148	64.2	50.6	75.8
111	44.2	36.0	54.0

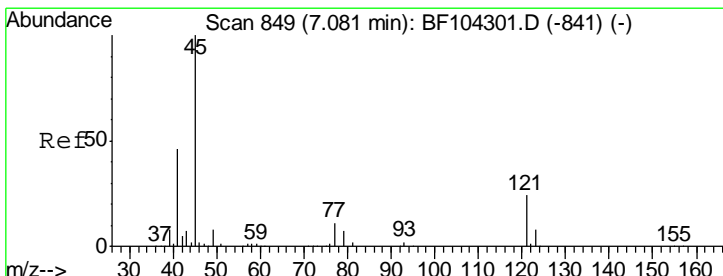
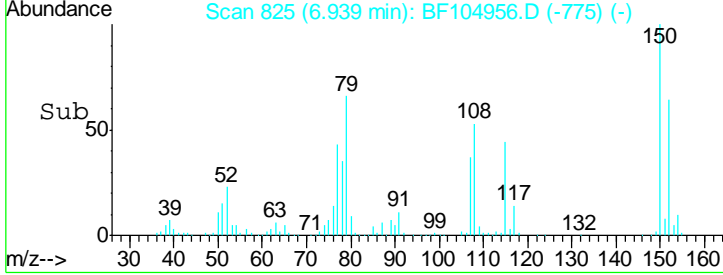
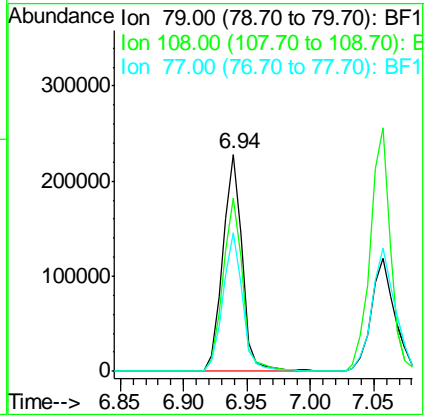
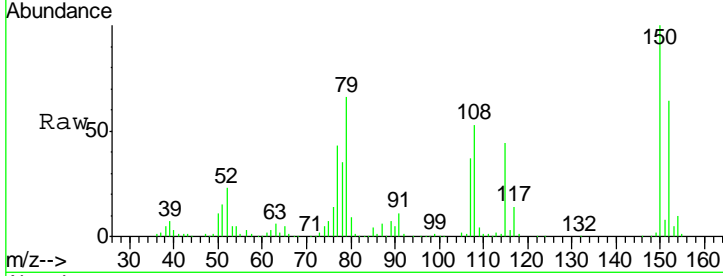




#15  
 Benzyl Alcohol  
 Concen: 34.708 ng  
 RT: 6.94 min Scan# 825  
 Delta R.T. -0.01 min  
 Lab File: BF104956.D  
 Acq: 1 May 2018 2:33

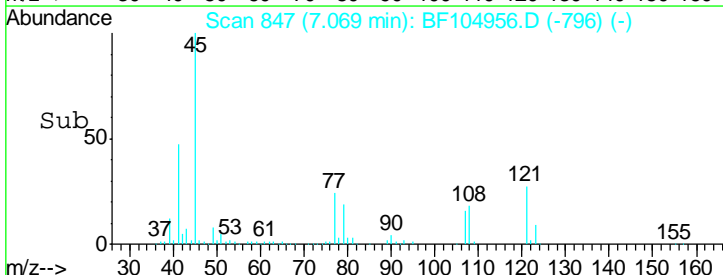
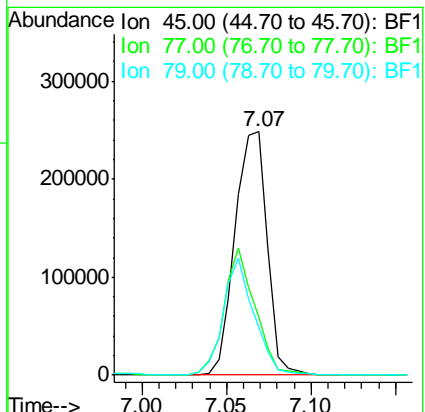
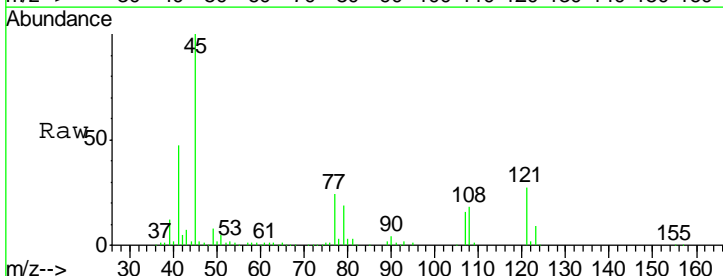
**Instrument :**  
 BNA\_F  
**ClientSampled :**  
 PB108668BSD

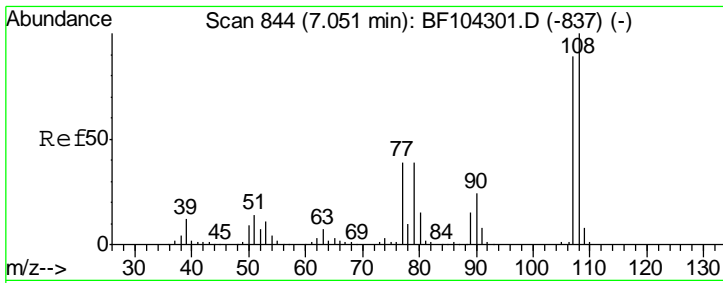
Tgt Ion	Resp	Lower	Upper
79	100		
108	79.7	65.1	97.7
77	64.1	50.6	75.8



#16  
 2,2'-oxybis(1-Chloropropane)  
 Concen: 31.446 ng  
 RT: 7.07 min Scan# 847  
 Delta R.T. -0.00 min  
 Lab File: BF104956.D  
 Acq: 1 May 2018 2:33

Tgt Ion	Resp	Lower	Upper
45	100		
77	23.7	0.0	32.9
79	19.5	0.0	29.6

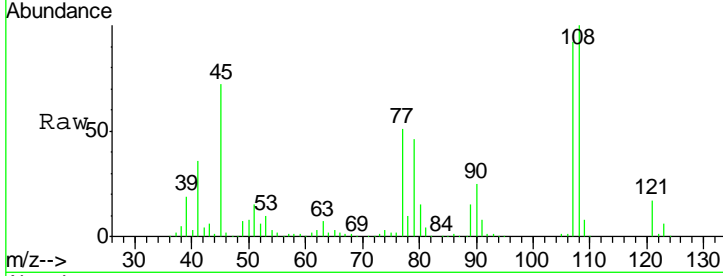




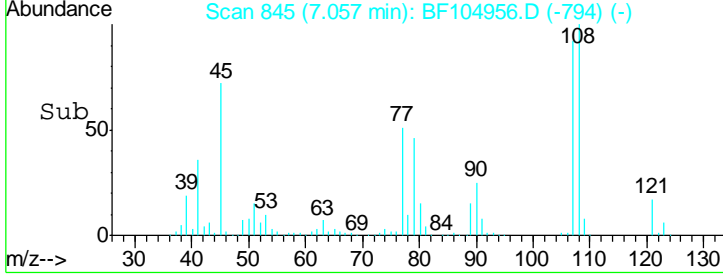
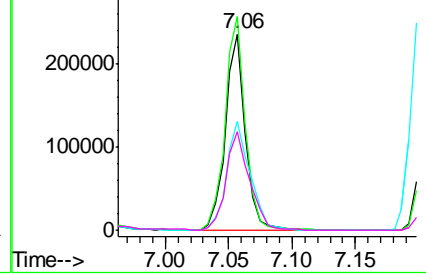
#17  
 2-Methylphenol  
 Concen: 37.161 ng  
 RT: 7.06 min Scan# 845  
 Delta R.T. -0.00 min  
 Lab File: BF104956.D  
 Acq: 1 May 2018 2:33

Instrument :  
 BNA\_F  
 ClientSampled :  
 PB108668BSD

Tgt Ion	Resp	Lower	Upper
107	100		
108	108.8	91.7	137.5
77	55.2	33.8	50.8#
79	50.5	33.8	50.8

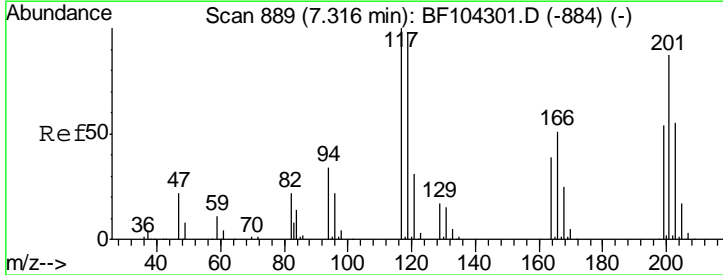


Abundance Ion 107.00 (106.70 to 107.70): E  
 Ion 108.00 (107.70 to 108.70): E  
 Ion 77.00 (76.70 to 77.70): BF1  
 Ion 79.00 (78.70 to 79.70): BF1

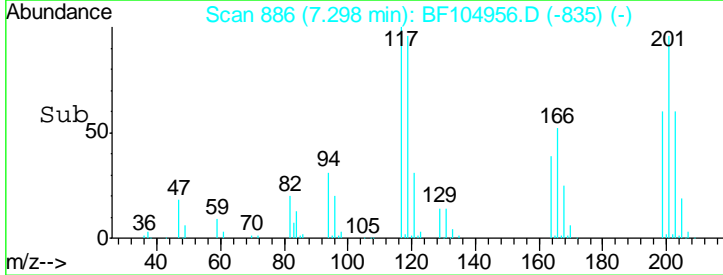
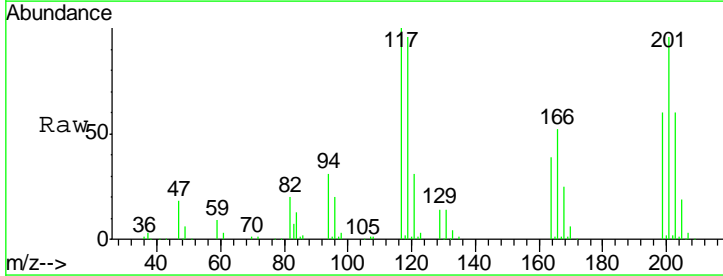
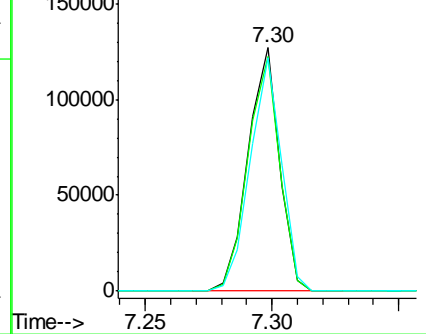


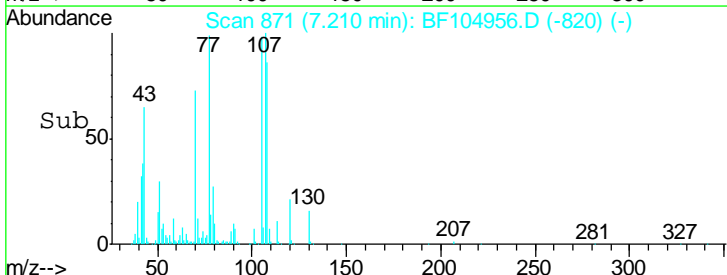
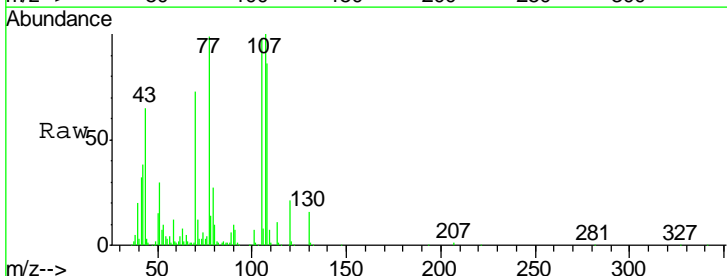
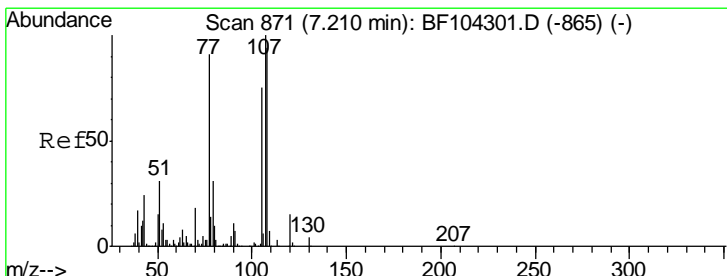
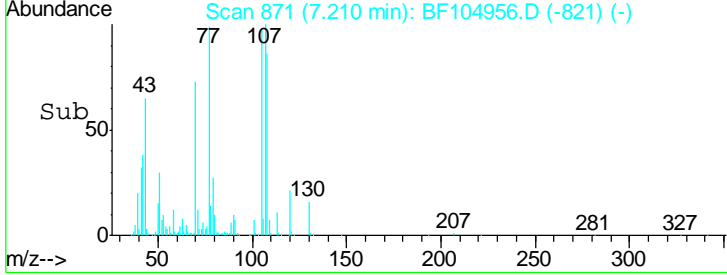
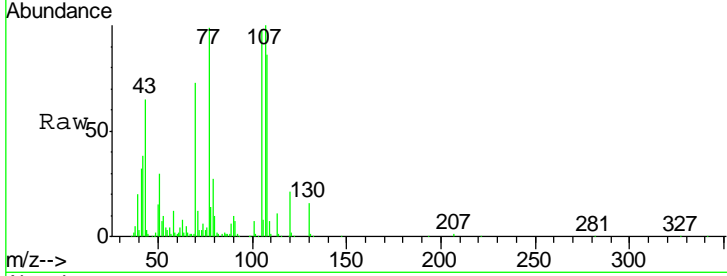
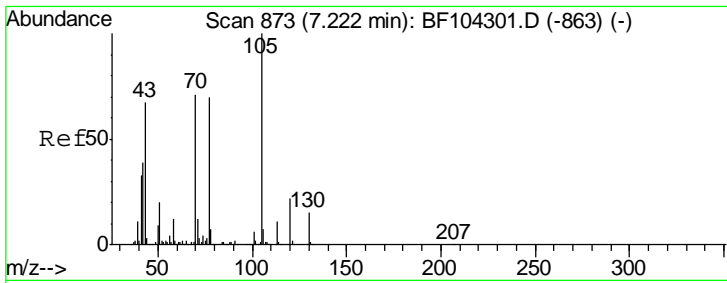
#18  
 Hexachloroethane  
 Concen: 34.247 ng  
 RT: 7.30 min Scan# 886  
 Delta R.T. -0.00 min  
 Lab File: BF104956.D  
 Acq: 1 May 2018 2:33

Tgt Ion	Resp	Lower	Upper
117	100		
119	96.4	75.8	113.8
201	95.8	75.7	113.5



Abundance Ion 117.00 (116.70 to 117.70): E  
 Ion 119.00 (118.70 to 119.70): E  
 Ion 201.00 (200.70 to 201.70): E

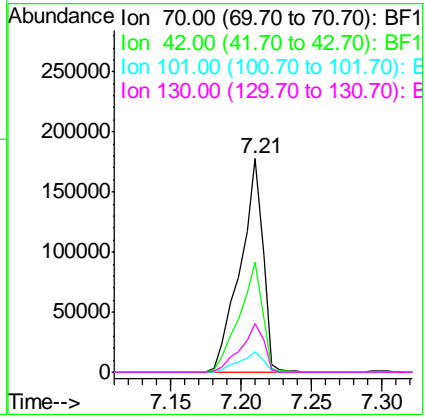




#19  
 n-Nitroso-di-n-propylamine  
 Concen: 33.229 ng  
 RT: 7.21 min Scan# 871  
 Delta R.T. -0.01 min  
 Lab File: BF104956.D  
 Acq: 1 May 2018 2:33

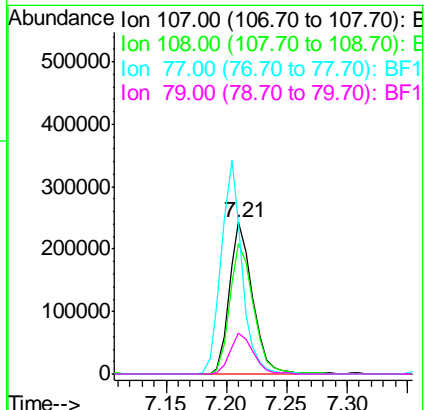
Instrument :  
 BNA\_F  
 ClientSampled :  
 PB108668BSD

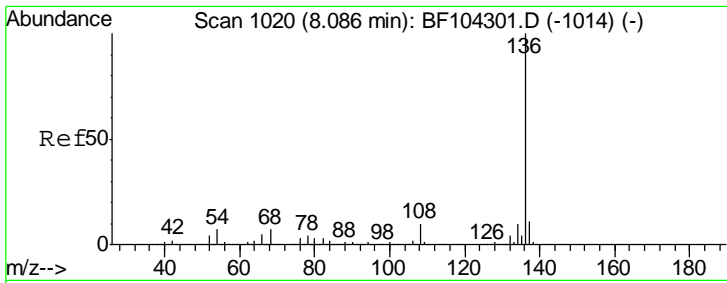
Tgt Ion	Resp	Lower	Upper
70	100		
42	51.7	47.5	71.3
101	9.7	7.4	11.2
130	22.5	16.6	25.0



#20  
 3+4-Methylphenols  
 Concen: 37.646 ng  
 RT: 7.21 min Scan# 871  
 Delta R.T. -0.00 min  
 Lab File: BF104956.D  
 Acq: 1 May 2018 2:33

Tgt Ion	Resp	Lower	Upper
107	100		
108	86.2	68.2	108.2
77	99.2	26.7	66.7#
79	27.1	6.3	46.3

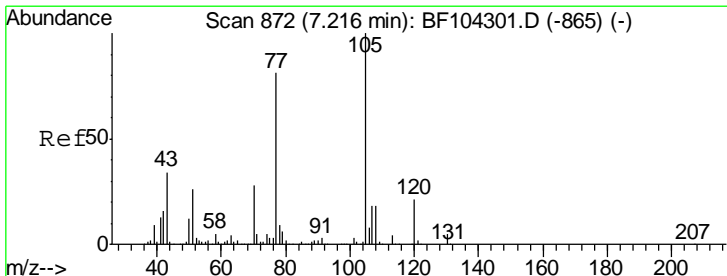
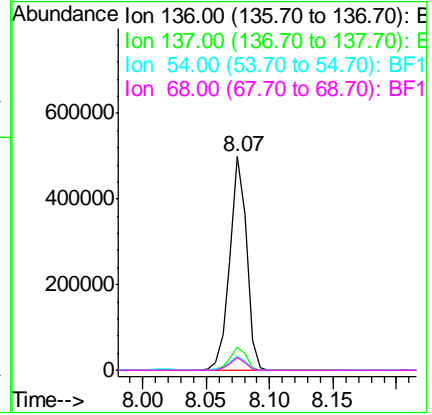
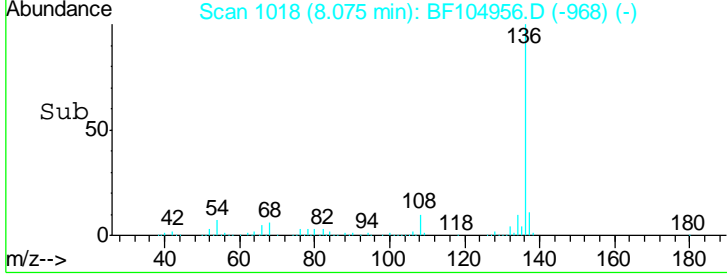
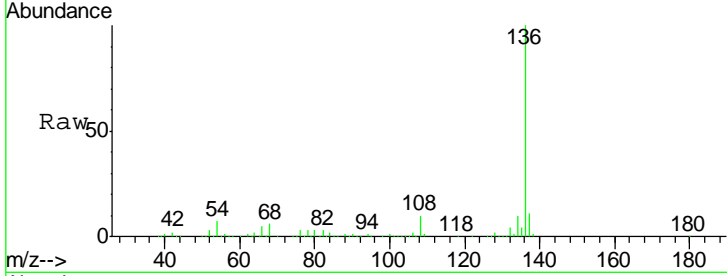




#21  
 Naphthalene-d8  
 Concen: 20.000 ng  
 RT: 8.07 min Scan# 1018  
 Delta R.T. -0.01 min  
 Lab File: BF104956.D  
 Acq: 1 May 2018 2:33

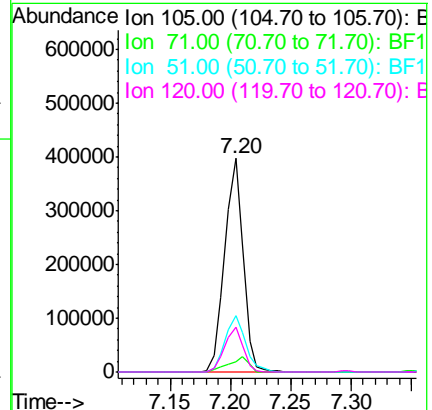
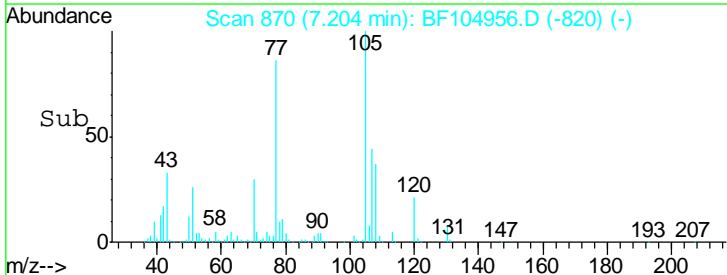
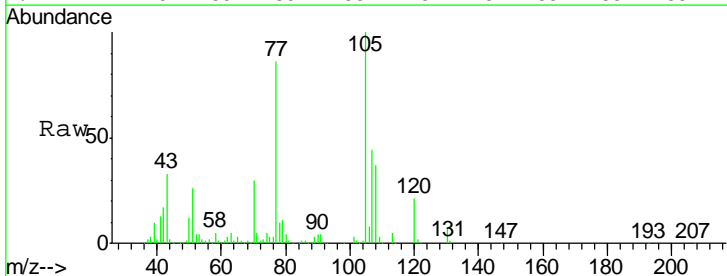
Instrument :  
 BNA\_F  
 ClientSampleId :  
 PB108668BSD

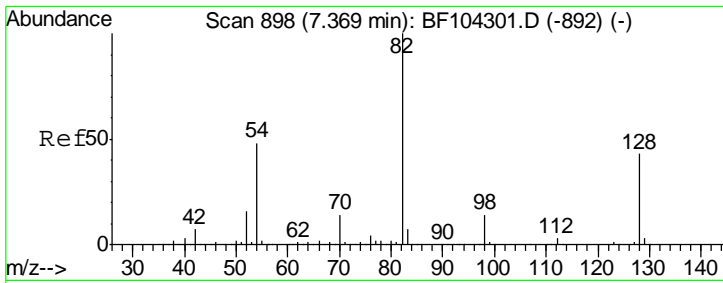
Tgt Ion	Resp	Lower	Upper
136	460163		
137	10.8	8.9	13.3
54	6.6	6.6	9.8
68	5.7	5.0	7.4



#22  
 Acetophenone  
 Concen: 37.027 ng  
 RT: 7.20 min Scan# 870  
 Delta R.T. -0.01 min  
 Lab File: BF104956.D  
 Acq: 1 May 2018 2:33

Tgt Ion	Resp	Lower	Upper
105	419478		
71	5.0	4.4	6.6
51	26.1	22.3	33.5
120	21.2	16.9	25.3

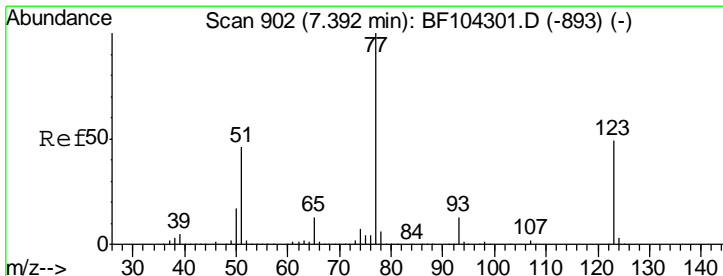
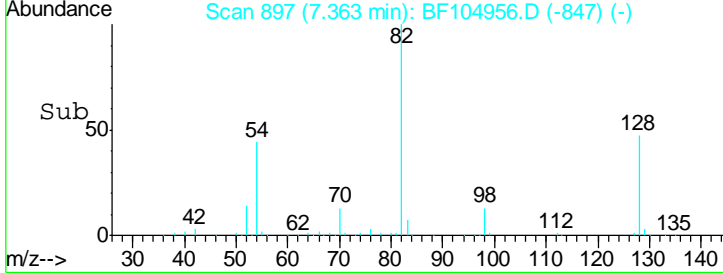
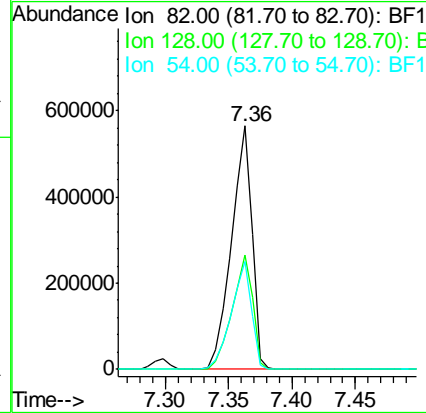
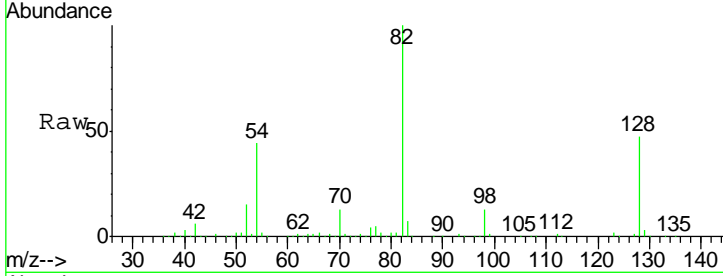




#23  
 Nitrobenzene-d5  
 Concen: 89.765 ng  
 RT: 7.36 min Scan# 897  
 Delta R.T. -0.01 min  
 Lab File: BF104956.D  
 Acq: 1 May 2018 2:33

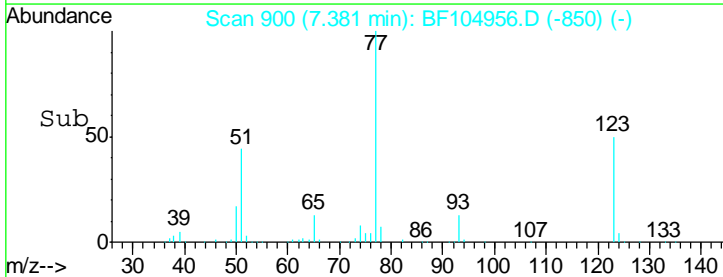
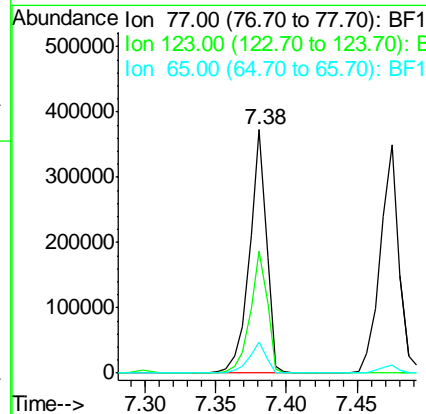
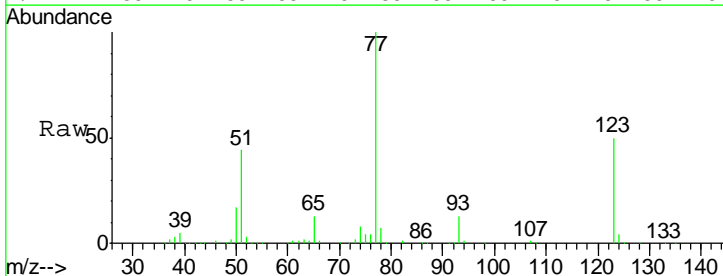
Instrument :  
 BNA\_F  
 ClientSampled :  
 PB108668BSD

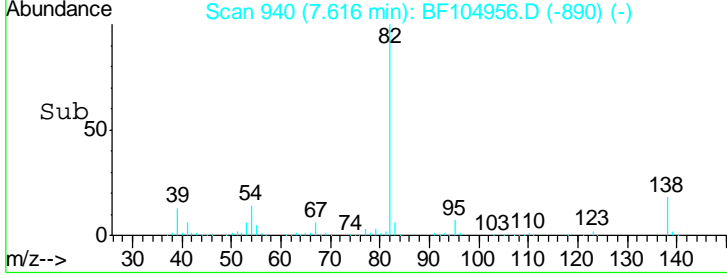
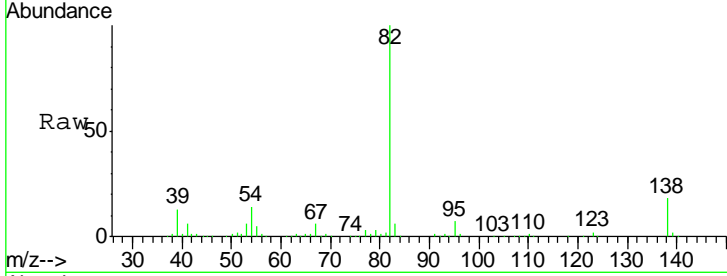
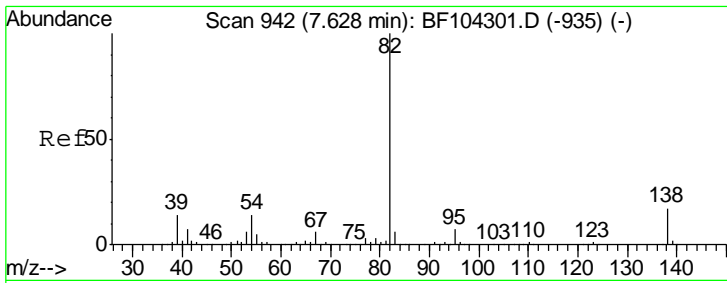
Tgt Ion	Resp	Lower	Upper
82	100		
128	47.2	36.1	54.1
54	44.1	41.4	62.2



#24  
 Nitrobenzene  
 Concen: 40.235 ng  
 RT: 7.38 min Scan# 900  
 Delta R.T. -0.01 min  
 Lab File: BF104956.D  
 Acq: 1 May 2018 2:33

Tgt Ion	Resp	Lower	Upper
77	100		
123	50.0	37.9	56.9
65	12.8	11.0	16.4

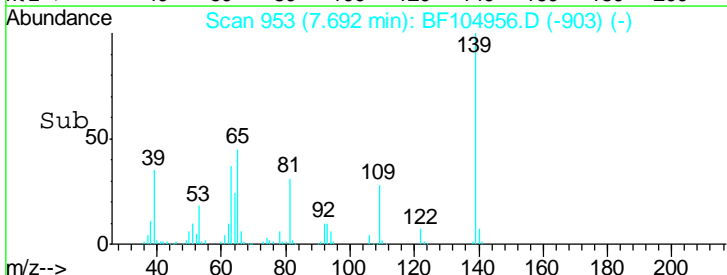
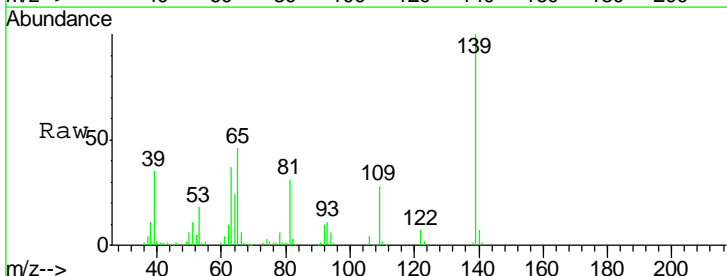
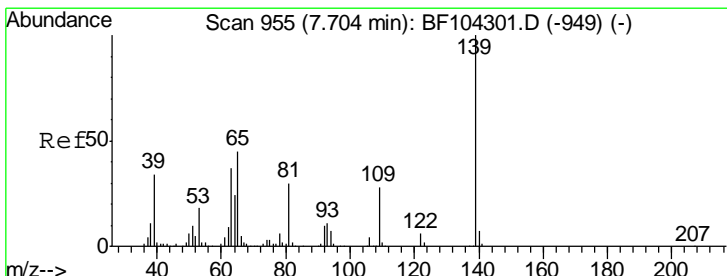
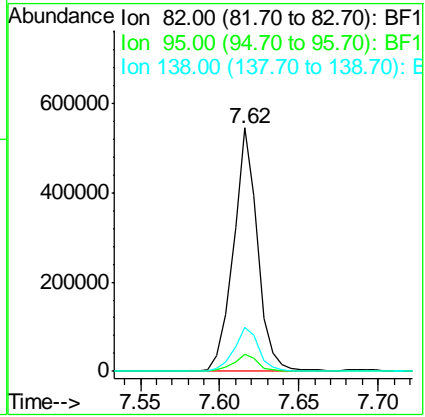




#25  
 Isophorone  
 Concen: 38.345 ng  
 RT: 7.62 min Scan# 940  
 Delta R.T. -0.01 min  
 Lab File: BF104956.D  
 Acq: 1 May 2018 2:33

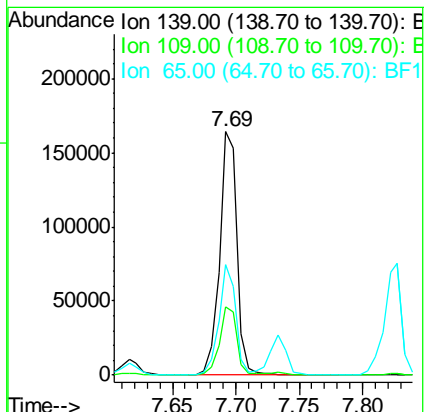
Tgt Ion	Resp	Lower	Upper
82	571415		
95	7.1	5.2	7.8
138	18.3	14.9	22.3

Instrument :  
 BNA\_F  
 ClientSampleID :  
 PB108668BSD

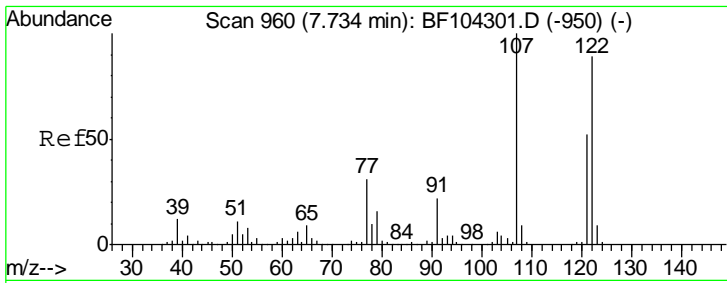


#26  
 2-Nitrophenol  
 Concen: 50.051 ng  
 RT: 7.69 min Scan# 953  
 Delta R.T. -0.01 min  
 Lab File: BF104956.D  
 Acq: 1 May 2018 2:33

Tgt Ion	Resp	Lower	Upper
139	158533		
109	28.1	22.7	34.1
65	45.6	40.5	60.7



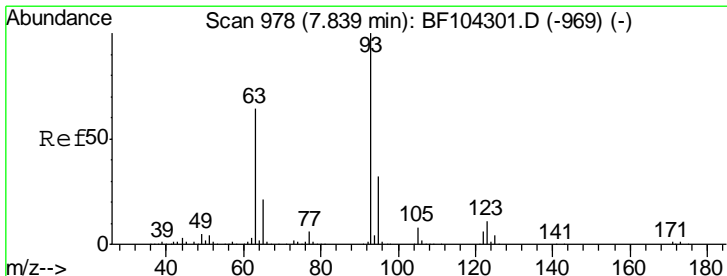
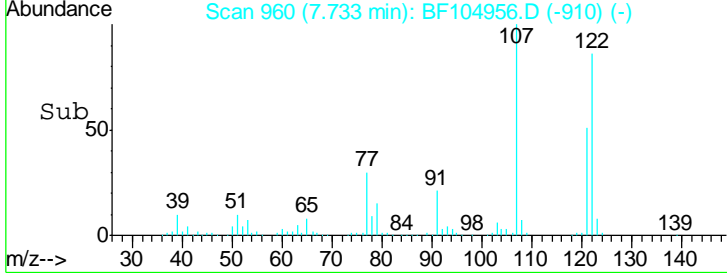
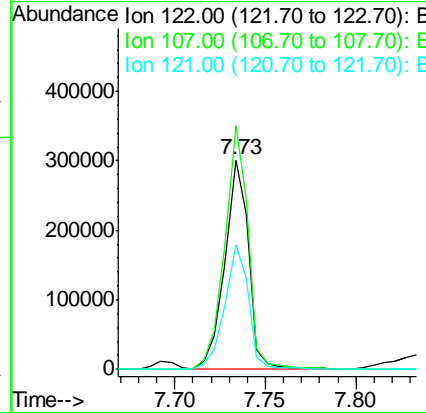
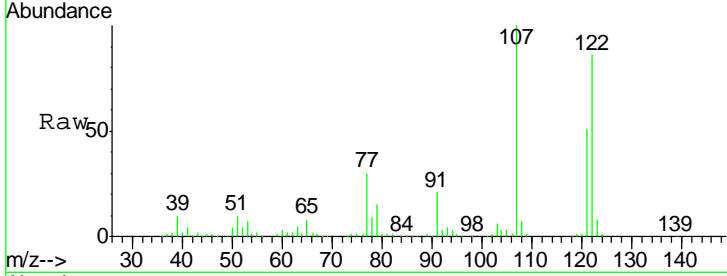




#27  
 2,4-Dimethylphenol  
 Concen: 41.495 ng  
 RT: 7.73 min Scan# 960  
 Delta R.T. -0.01 min  
 Lab File: BF104956.D  
 Acq: 1 May 2018 2:33

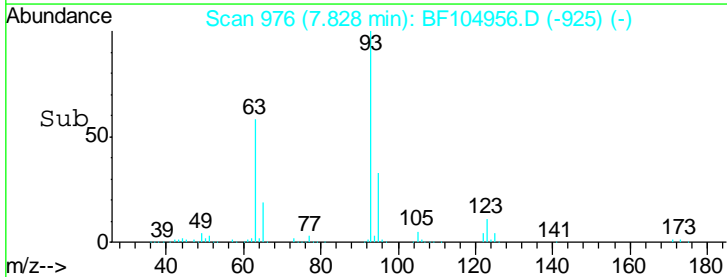
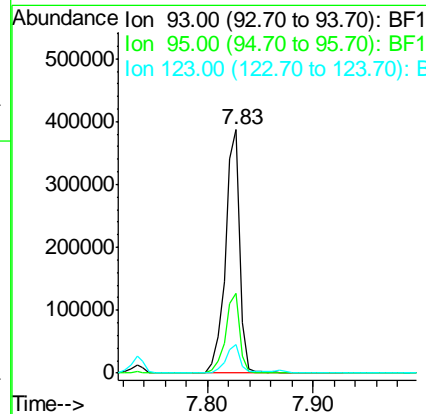
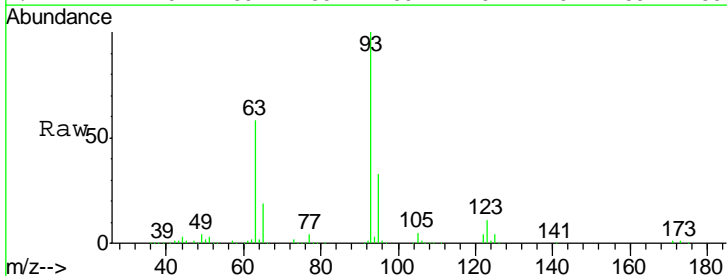
Instrument :  
 BNA\_F  
 ClientSampleID :  
 PB108668BSD

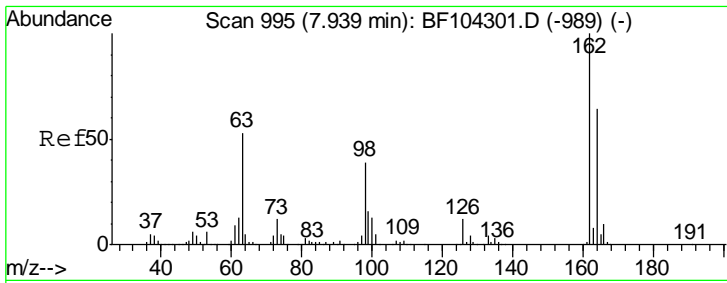
Tgt Ion	Resp	Lower	Upper
122	272904		
107	116.2	91.2	136.8
121	59.6	47.2	70.8



#28  
 bis(2-Chloroethoxy)methane  
 Concen: 40.626 ng  
 RT: 7.83 min Scan# 976  
 Delta R.T. -0.00 min  
 Lab File: BF104956.D  
 Acq: 1 May 2018 2:33

Tgt Ion	Resp	Lower	Upper
93	370152		
95	32.5	26.3	39.5
123	11.5	9.8	14.6

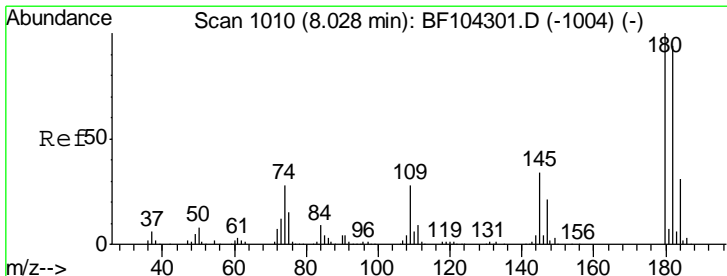
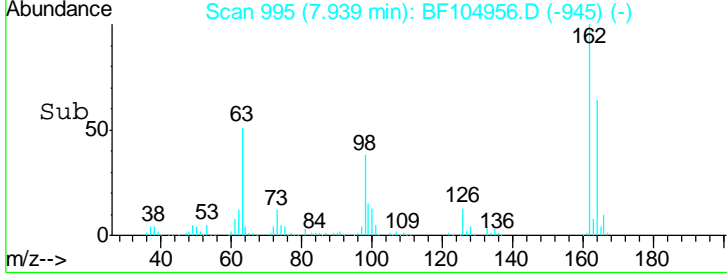
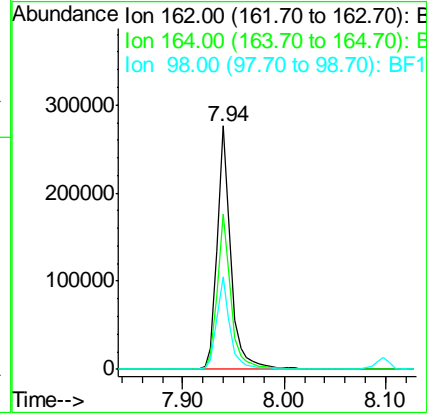
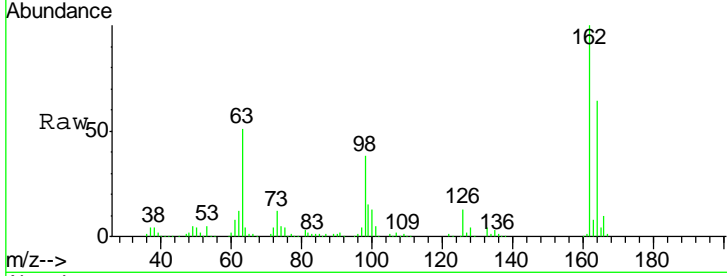




#29  
 2,4-Dichlorophenol  
 Concen: 41.600 ng  
 RT: 7.94 min Scan# 995  
 Delta R.T. -0.01 min  
 Lab File: BF104956.D  
 Acq: 1 May 2018 2:33

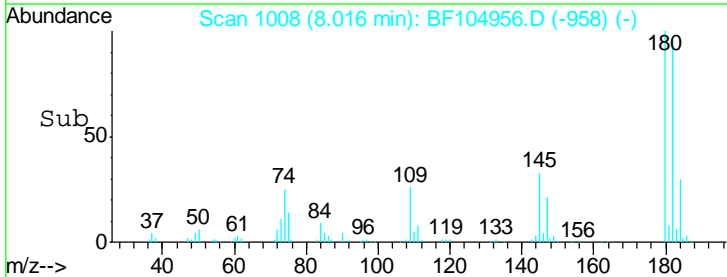
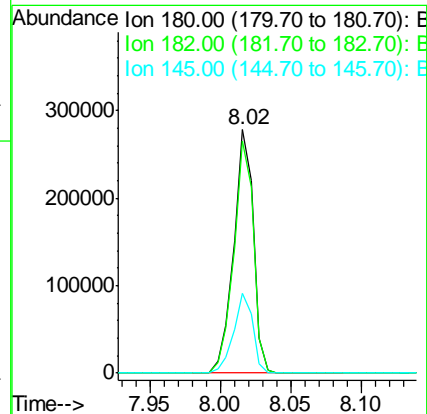
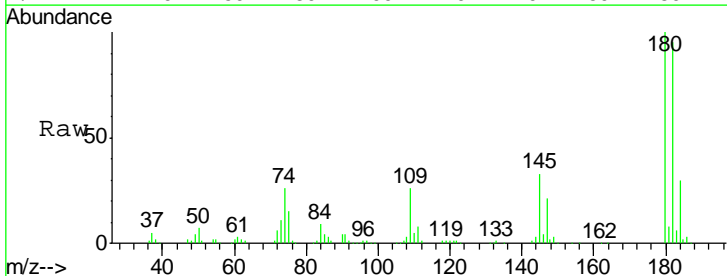
Instrument :  
 BNA\_F  
 ClientSampled :  
 PB108668BSD

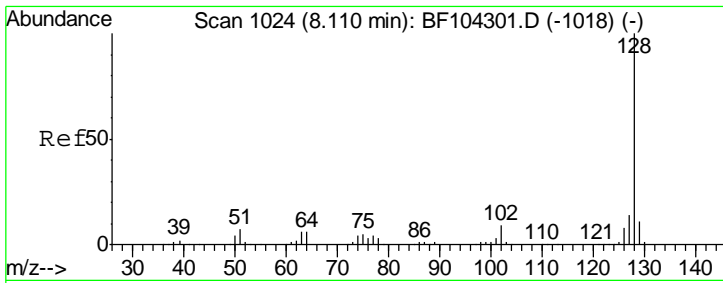
Tgt Ion	Resp	Lower	Upper
162	100		
164	63.7	42.7	82.7
98	38.1	18.1	58.1



#30  
 1,2,4-Trichlorobenzene  
 Concen: 39.265 ng  
 RT: 8.02 min Scan# 1008  
 Delta R.T. -0.01 min  
 Lab File: BF104956.D  
 Acq: 1 May 2018 2:33

Tgt Ion	Resp	Lower	Upper
180	100		
182	95.1	76.8	115.2
145	32.8	26.5	39.7

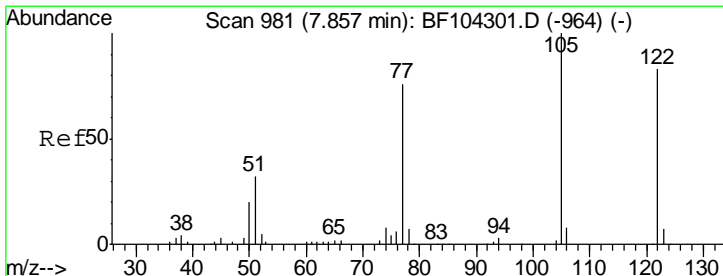
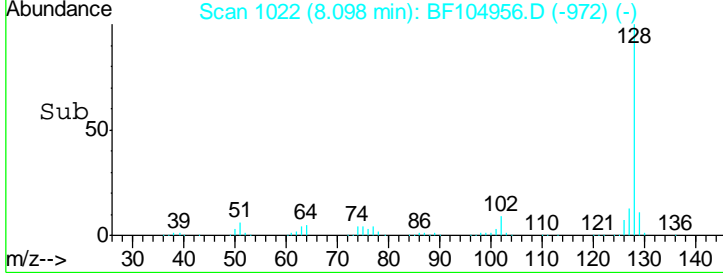
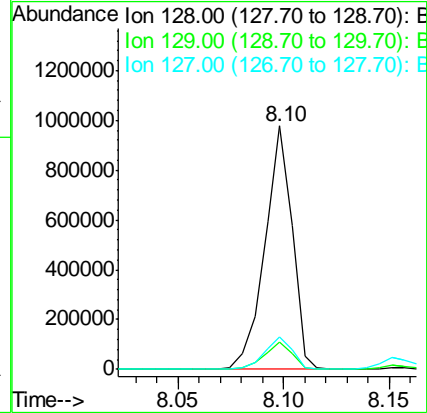
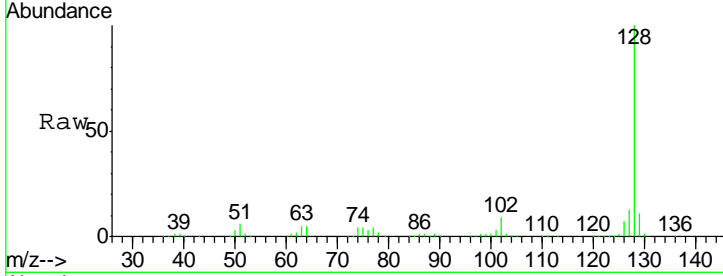




#31  
 Naphthalene  
 Concen: 38.444 ng  
 RT: 8.10 min Scan# 1022  
 Delta R.T. -0.01 min  
 Lab File: BF104956.D  
 Acq: 1 May 2018 2:33

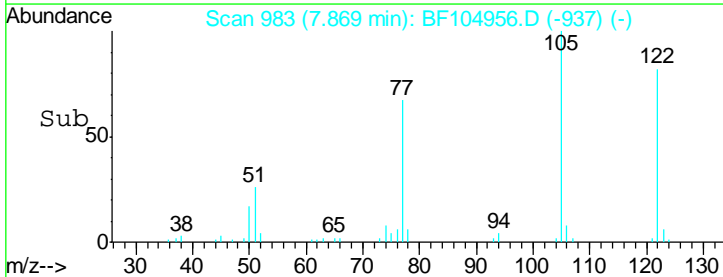
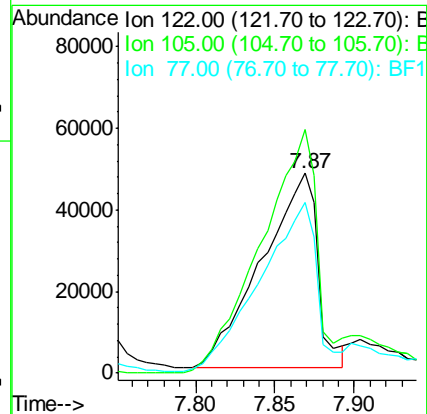
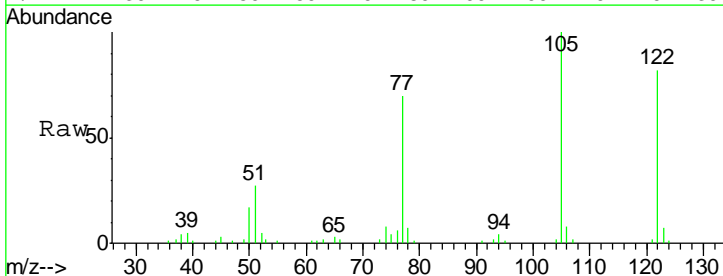
Instrument :  
 BNA\_F  
 ClientSampled :  
 PB108668BSD

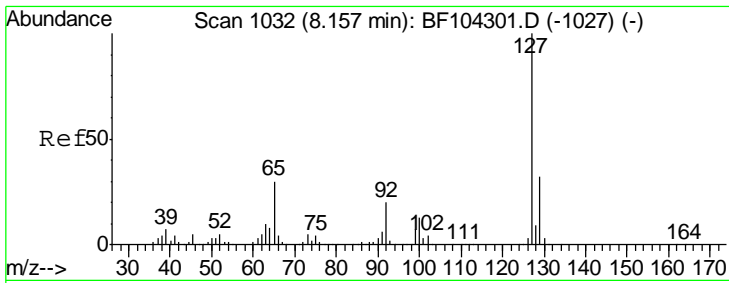
Tgt Ion	Resp	Lower	Upper
128	880893		
129	11.0	8.8	13.2
127	13.4	10.9	16.3



#32  
 Benzoic acid  
 Concen: 22.373 ng  
 RT: 7.87 min Scan# 983  
 Delta R.T. -0.03 min  
 Lab File: BF104956.D  
 Acq: 1 May 2018 2:33

Tgt Ion	Resp	Lower	Upper
122	117404		
105	121.9	101.1	141.1
77	85.2	70.7	110.7

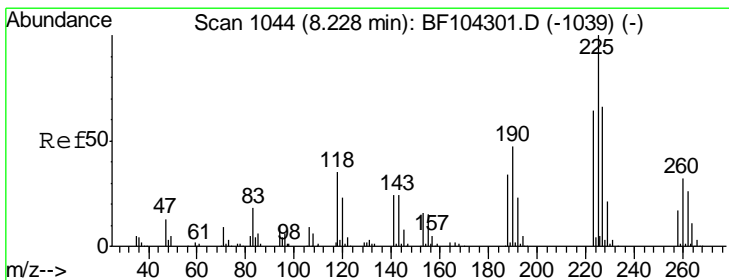
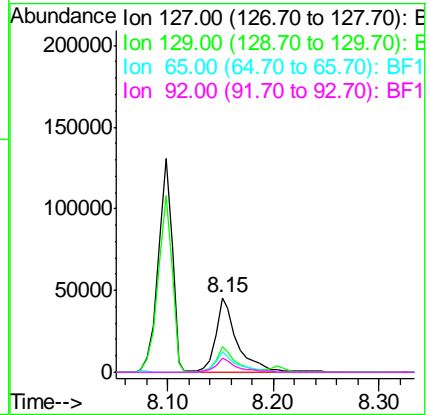
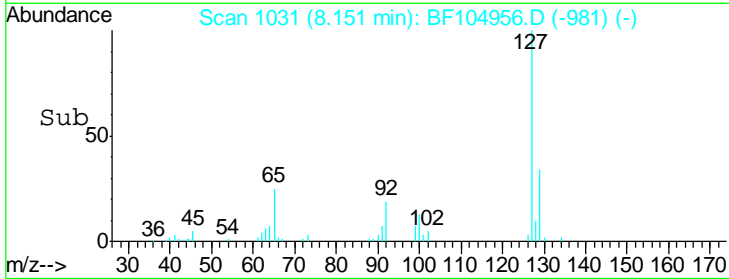
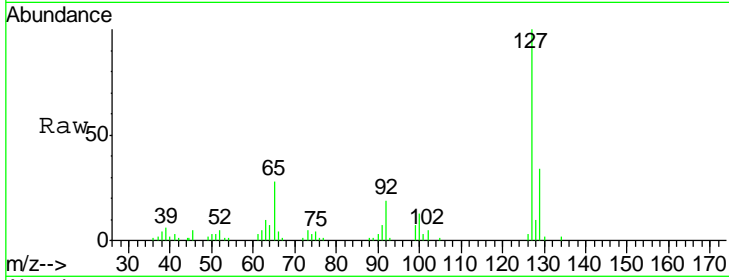




#33  
 4-Chloroaniline  
 Concen: 6.693 ng  
 RT: 8.15 min Scan# 1031  
 Delta R.T. -0.01 min  
 Lab File: BF104956.D  
 Acq: 1 May 2018 2:33

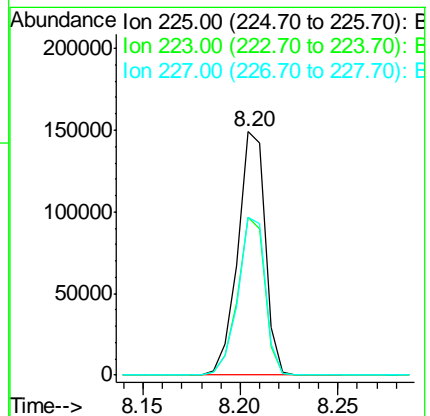
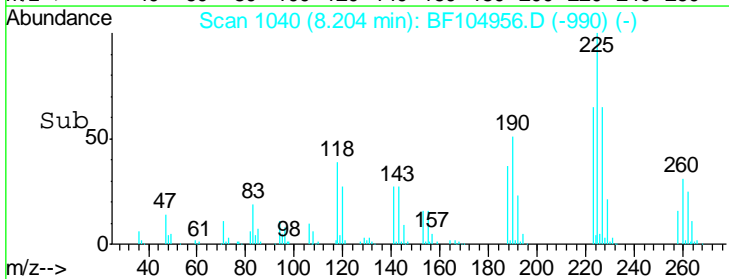
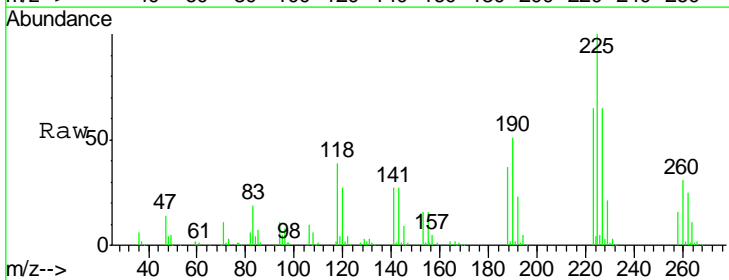
Instrument :  
 BNA\_F  
 ClientSampled :  
 PB108668BSD

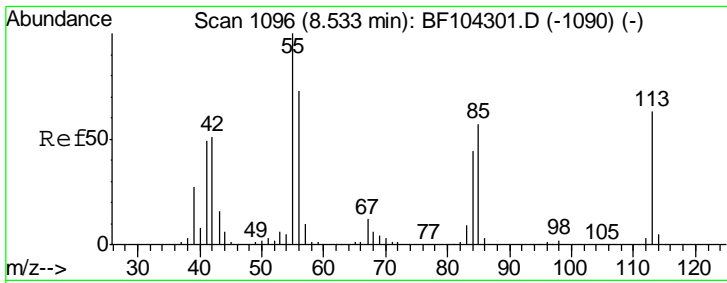
Tgt Ion	Resp	Lower	Upper
127	65705		
129	34.0	25.9	38.9
65	28.4	25.0	37.4
92	18.7	15.2	22.8



#34  
 Hexachlorobutadiene  
 Concen: 38.641 ng  
 RT: 8.20 min Scan# 1040  
 Delta R.T. -0.01 min  
 Lab File: BF104956.D  
 Acq: 1 May 2018 2:33

Tgt Ion	Resp	Lower	Upper
225	145761		
223	65.0	50.6	76.0
227	64.8	51.9	77.9

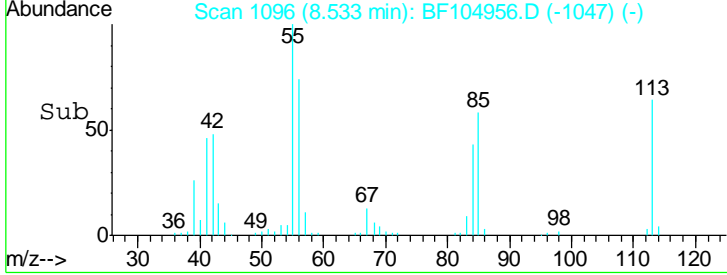
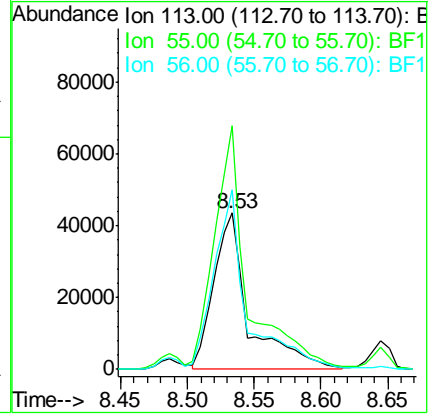
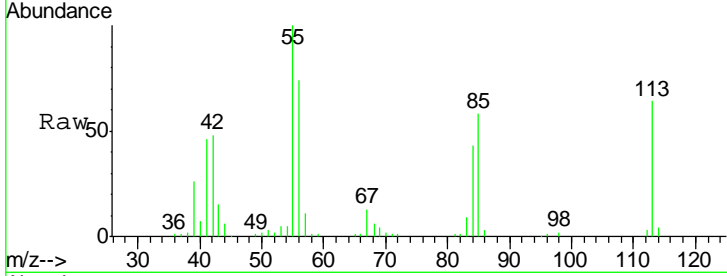




#35  
 Caprolactam  
 Concen: 36.694 ng  
 RT: 8.53 min Scan# 1096  
 Delta R.T. -0.01 min  
 Lab File: BF104956.D  
 Acq: 1 May 2018 2:33

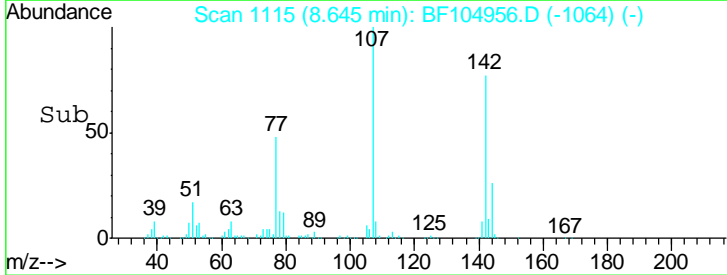
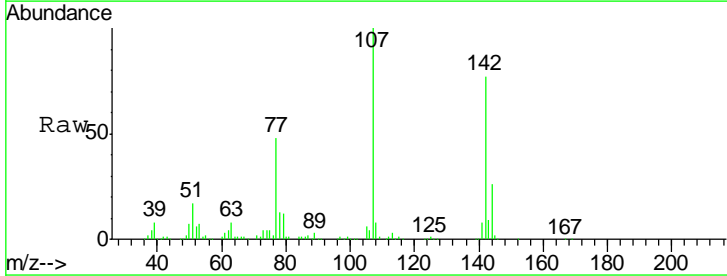
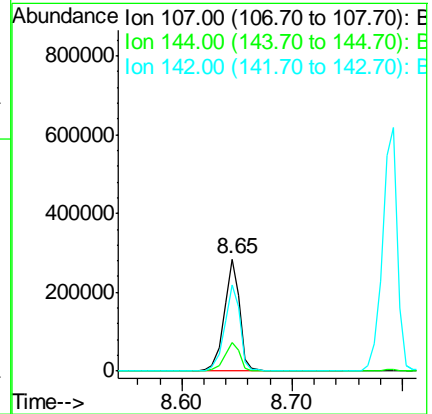
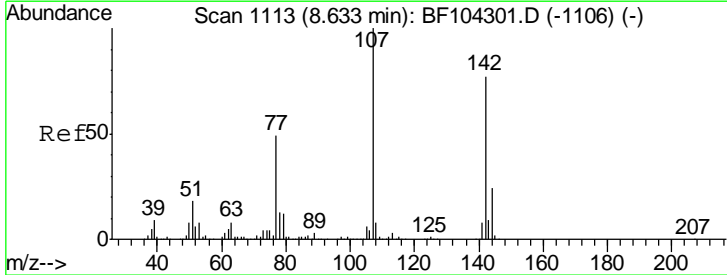
**Instrument :**  
 BNA\_F  
**ClientSampled :**  
 PB108668BSD

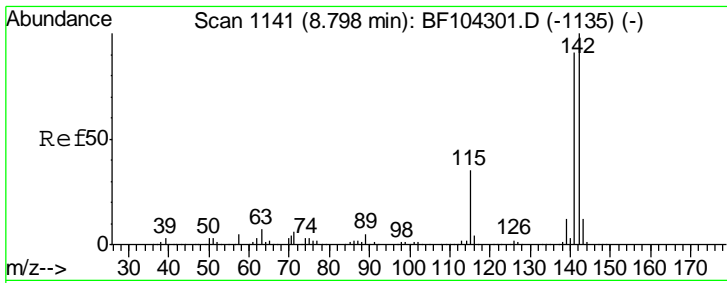
Tgt Ion	Resp	Lower	Upper
113	100		
55	155.9	163.3	203.3#
56	115.3	115.7	155.7#



#36  
 4-Chloro-3-methylphenol  
 Concen: 40.485 ng  
 RT: 8.65 min Scan# 1115  
 Delta R.T. -0.00 min  
 Lab File: BF104956.D  
 Acq: 1 May 2018 2:33

Tgt Ion	Resp	Lower	Upper
107	100		
144	25.5	20.5	30.7
142	77.4	62.0	93.0

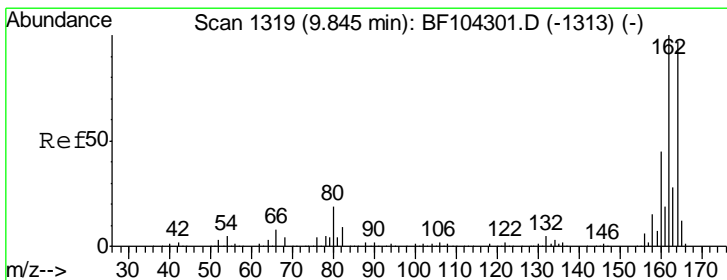
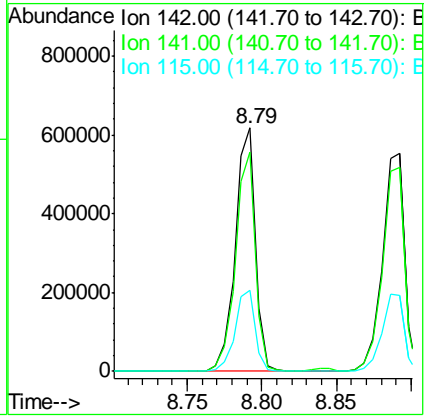
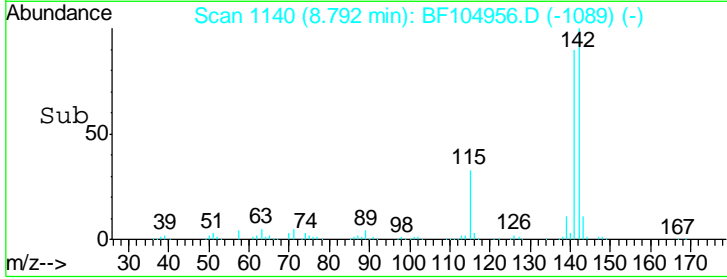
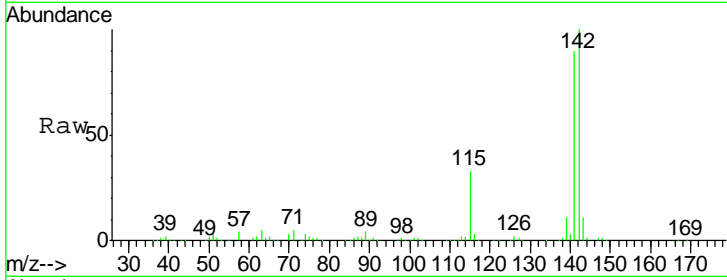




#37  
 2-Methylnaphthalene  
 Concen: 39.688 ng  
 RT: 8.79 min Scan# 1140  
 Delta R.T. -0.00 min  
 Lab File: BF104956.D  
 Acq: 1 May 2018 2:33

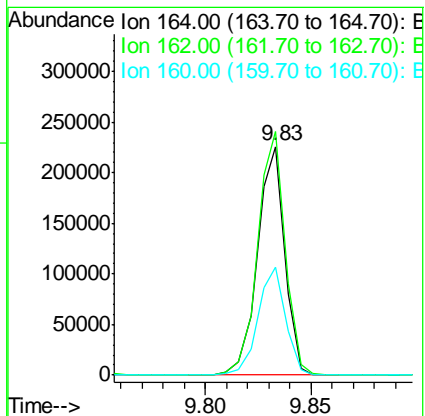
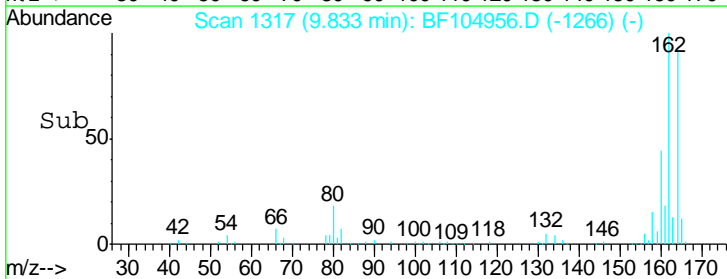
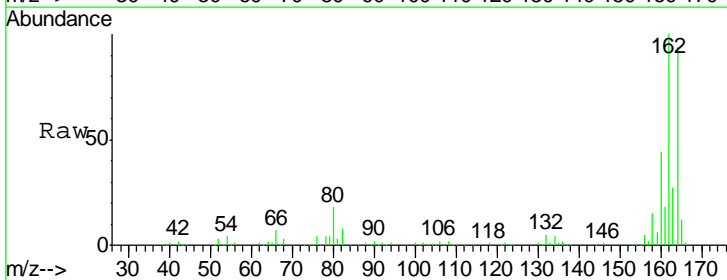
Instrument :  
 BNA\_F  
 ClientSampleId :  
 PB108668BSD

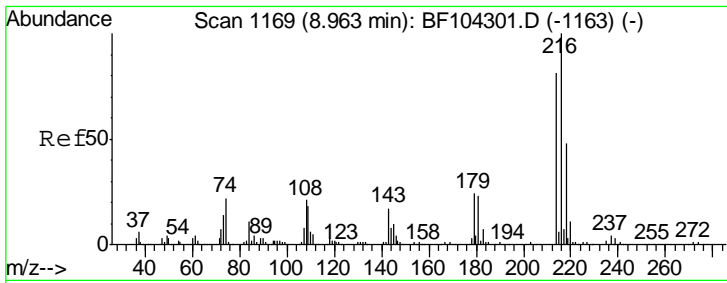
Tgt Ion	Resp	Lower	Upper
142	588240		
141	90.1	70.8	106.2
115	33.1	26.1	39.1



#38  
 Acenaphthene-d10  
 Concen: 20.000 ng  
 RT: 9.83 min Scan# 1317  
 Delta R.T. -0.00 min  
 Lab File: BF104956.D  
 Acq: 1 May 2018 2:33

Tgt Ion	Resp	Lower	Upper
164	202769		
162	106.7	86.1	129.1
160	47.2	38.3	57.5

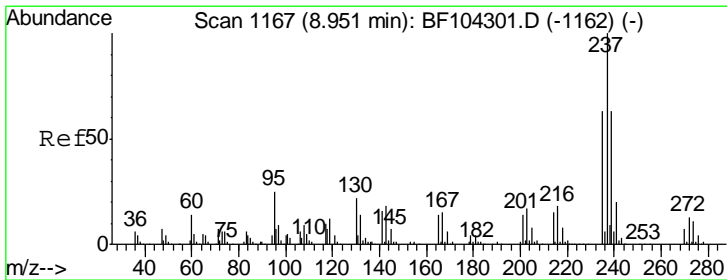
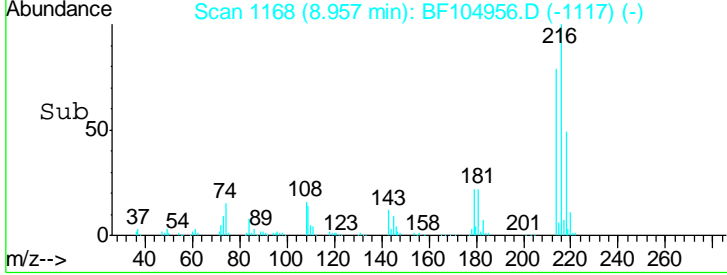
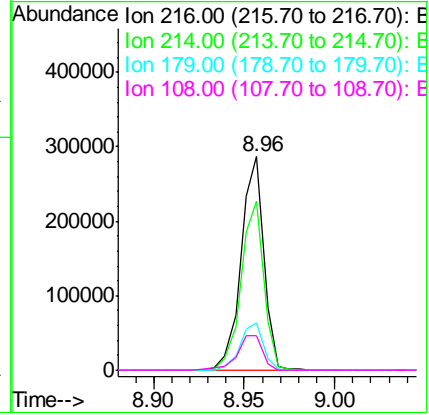
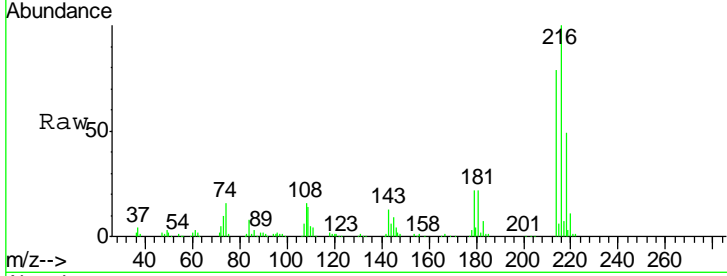




#39  
 1,2,4,5-Tetrachlorobenzene  
 Concen: 43.226 ng  
 RT: 8.96 min Scan# 1168  
 Delta R.T. -0.00 min  
 Lab File: BF104956.D  
 Acq: 1 May 2018 2:33

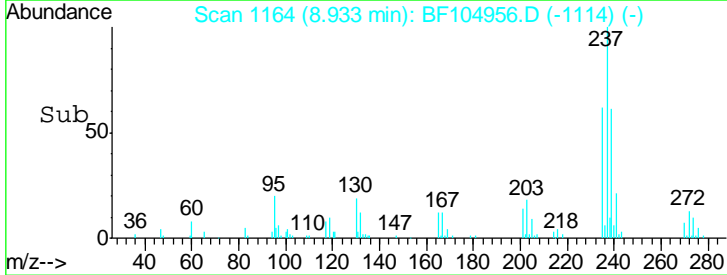
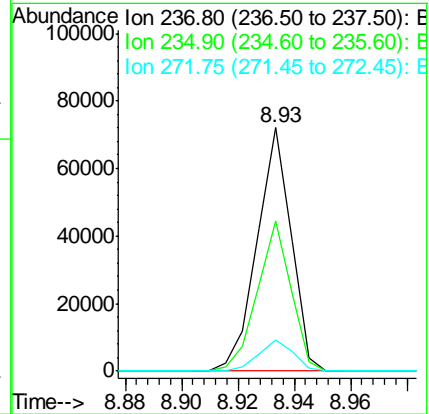
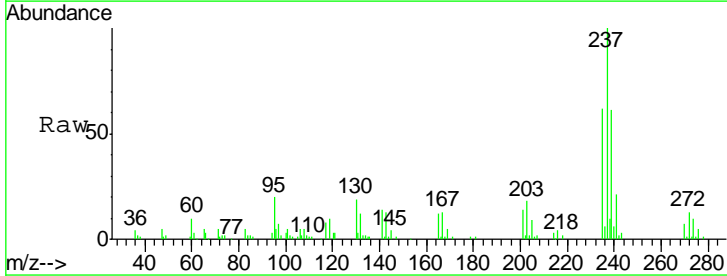
Instrument :  
 BNA\_F  
 ClientSampleId :  
 PB108668BSD

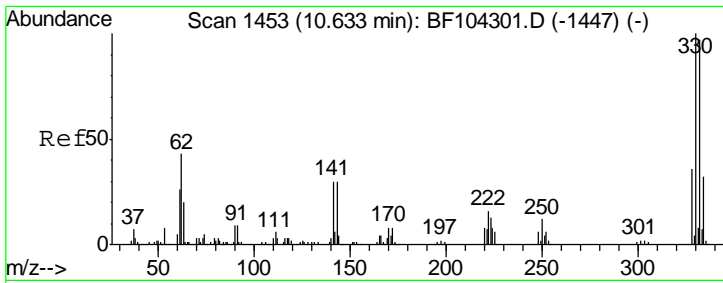
Tgt Ion	Resp	Lower	Upper
216	100		
214	78.9	63.0	94.4
179	22.7	18.1	27.1
108	18.7	17.2	25.8



#40  
 Hexachlorocyclopentadiene  
 Concen: 18.549 ng  
 RT: 8.93 min Scan# 1164  
 Delta R.T. -0.01 min  
 Lab File: BF104956.D  
 Acq: 1 May 2018 2:33

Tgt Ion	Resp	Lower	Upper
237	100		
235	61.6	44.8	84.8
272	13.0	0.0	33.3

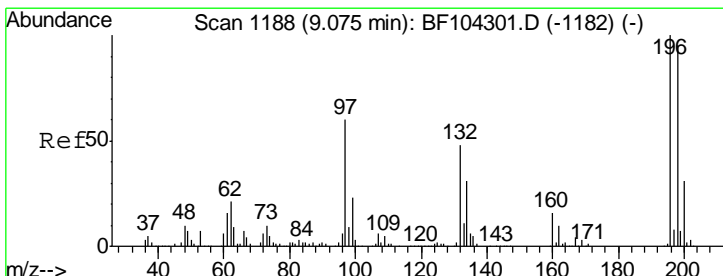
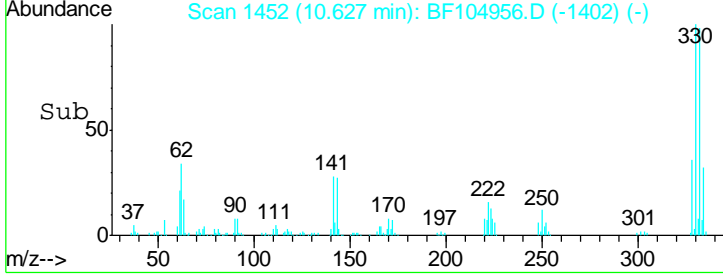
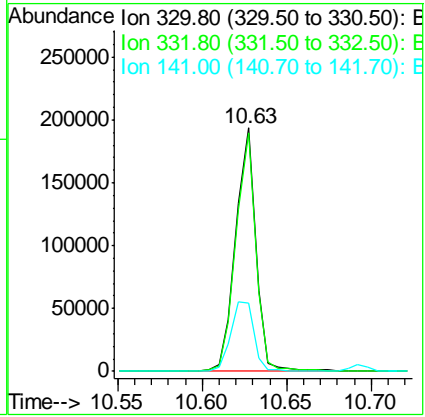
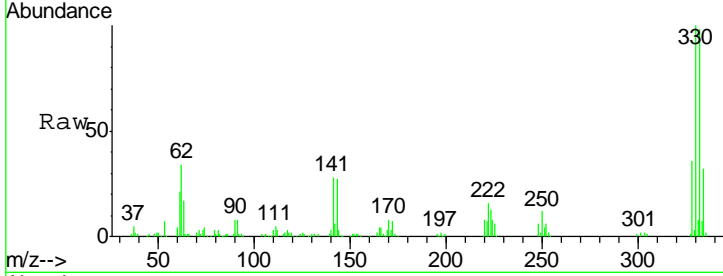




#41  
 2,4,6-Tribromophenol  
 Concen: 76.693 ng  
 RT: 10.63 min Scan# 1452  
 Delta R.T. -0.01 min  
 Lab File: BF104956.D  
 Acq: 1 May 2018 2:33

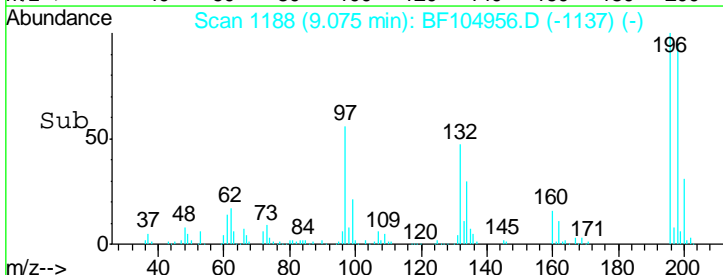
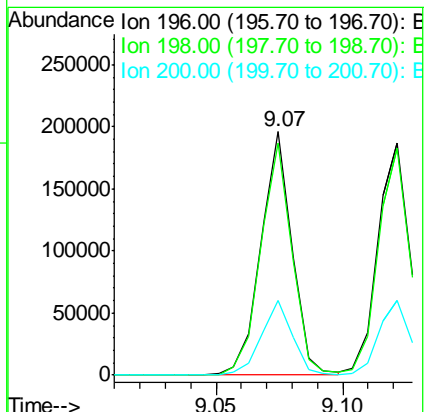
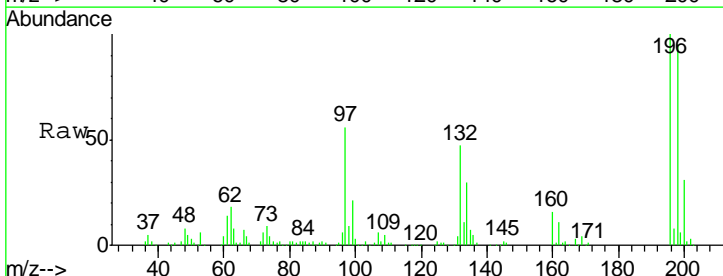
Instrument :  
 BNA\_F  
 ClientSampleID :  
 PB108668BSD

Tgt Ion	Resp	Lower	Upper
330	161315		
332	97.8	77.0	115.6
141	33.0	29.9	44.9

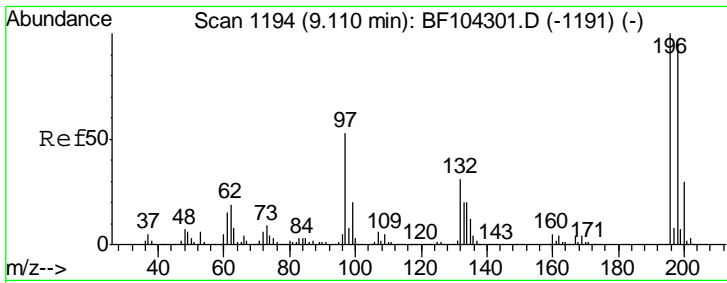


#42  
 2,4,6-Trichlorophenol  
 Concen: 41.579 ng  
 RT: 9.07 min Scan# 1188  
 Delta R.T. -0.00 min  
 Lab File: BF104956.D  
 Acq: 1 May 2018 2:33

Tgt Ion	Resp	Lower	Upper
196	167534		
198	95.1	75.7	113.5
200	30.7	24.5	36.7



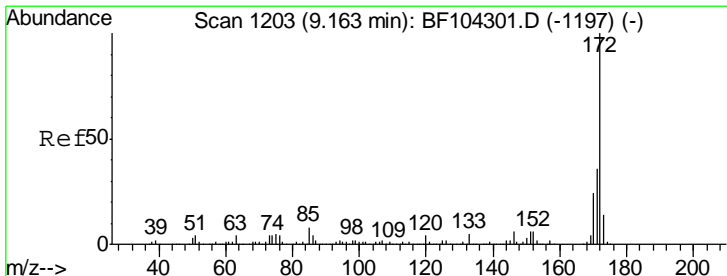
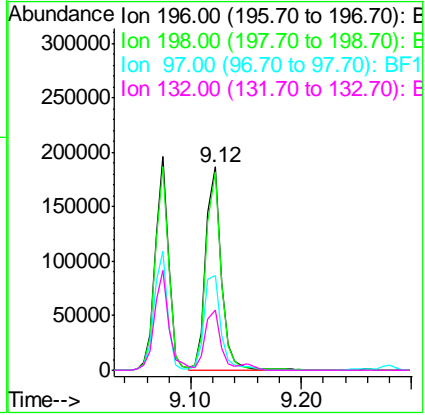
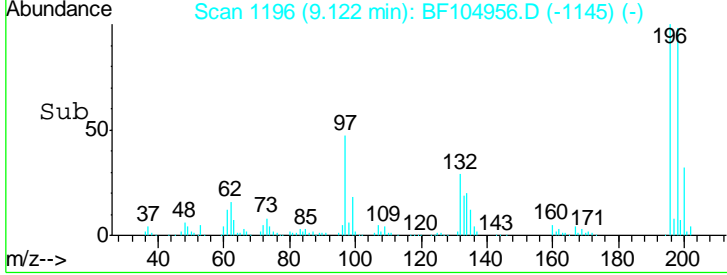
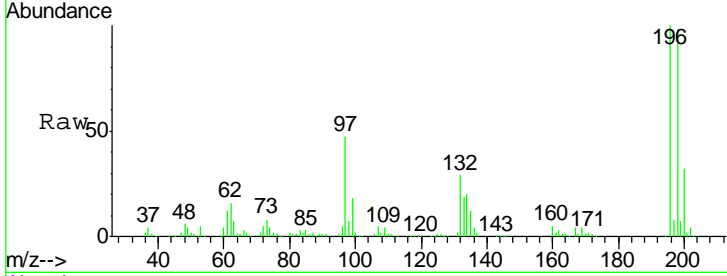




#43  
 2,4,5-Trichlorophenol  
 Concen: 39.109 ng  
 RT: 9.12 min Scan# 1196  
 Delta R.T. -0.00 min  
 Lab File: BF104956.D  
 Acq: 1 May 2018 2:33

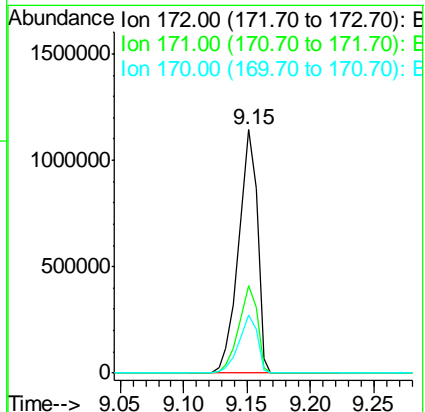
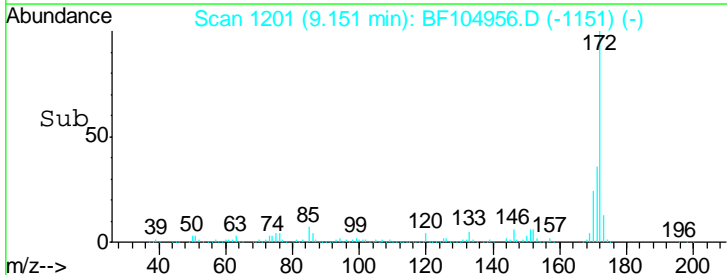
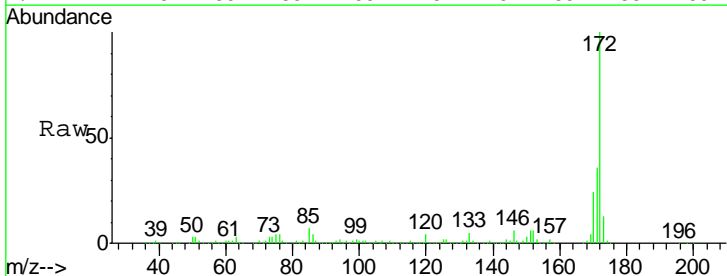
**Instrument :**  
 BNA\_F  
**ClientSampled :**  
 PB108668BSD

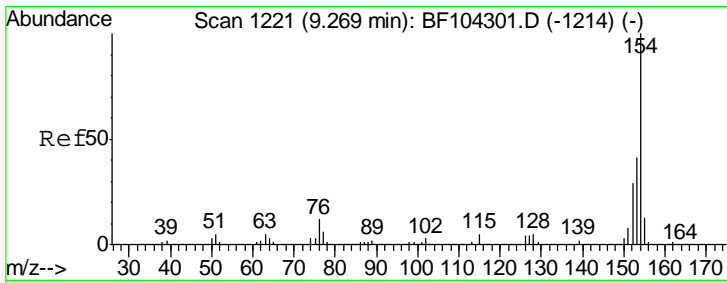
Tgt Ion	Resp	Lower	Upper
196	176343		
198	97.9	74.6	112.0
97	46.8	42.9	64.3
132	29.3	26.3	39.5



#44  
 2-Fluorobiphenyl  
 Concen: 90.413 ng  
 RT: 9.15 min Scan# 1201  
 Delta R.T. -0.01 min  
 Lab File: BF104956.D  
 Acq: 1 May 2018 2:33

Tgt Ion	Resp	Lower	Upper
172	1160502		
171	36.2	29.7	44.5
170	23.9	19.6	29.4



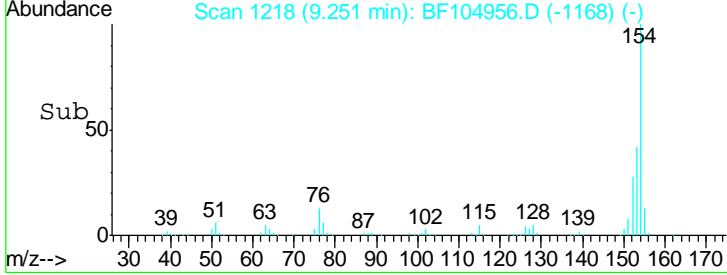
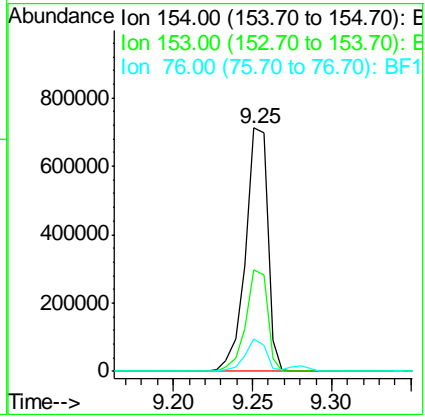
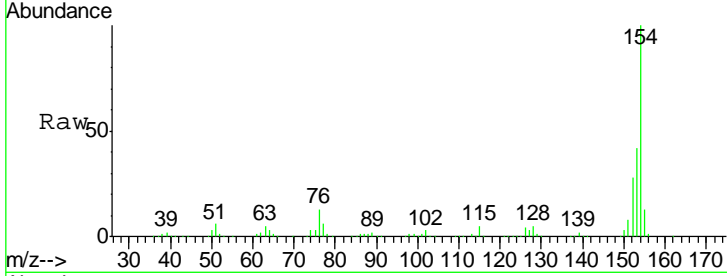


#45  
 1,1'-Biphenyl  
 Concen: 40.409 ng  
 RT: 9.25 min Scan# 1218  
 Delta R.T. -0.01 min  
 Lab File: BF104956.D  
 Acq: 1 May 2018 2:33

**Instrument :**  
 BNA\_F  
**ClientSampled :**  
 PB108668BSD

Tgt Ion:154 Resp: 688333


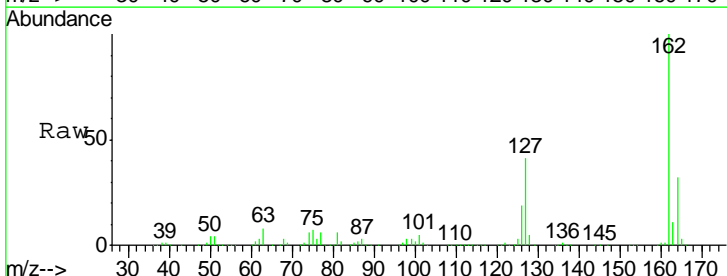
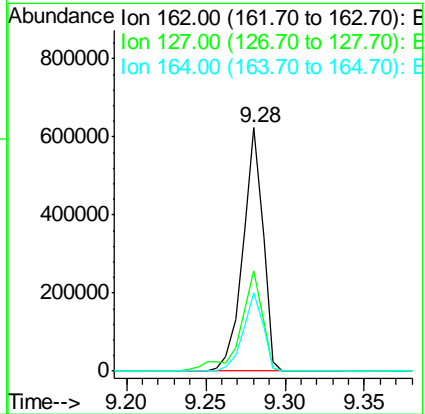
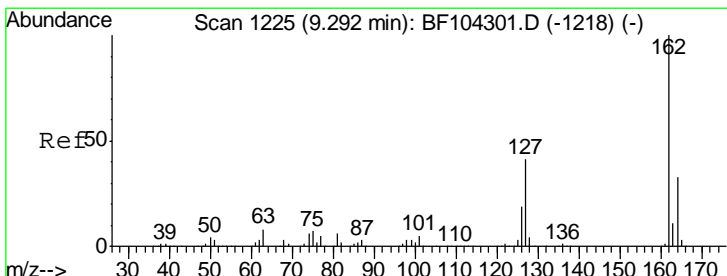
Ion	Ratio	Lower	Upper
154	100		
153	41.7	21.3	61.3
76	13.4	0.0	34.0

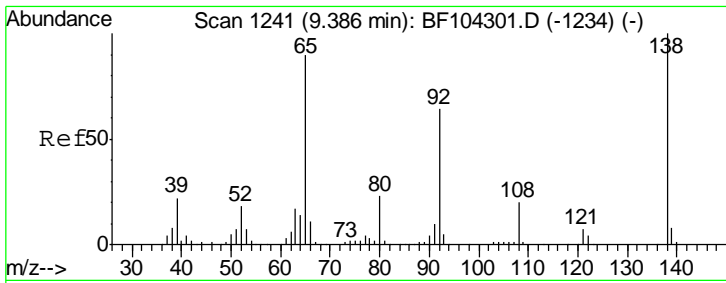


#46  
 2-Chloronaphthalene  
 Concen: 40.328 ng  
 RT: 9.28 min Scan# 1223  
 Delta R.T. -0.01 min  
 Lab File: BF104956.D  
 Acq: 1 May 2018 2:33

Tgt Ion:162 Resp: 542605

Ion	Ratio	Lower	Upper
162	100		
127	41.2	33.9	50.9
164	32.0	26.5	39.7

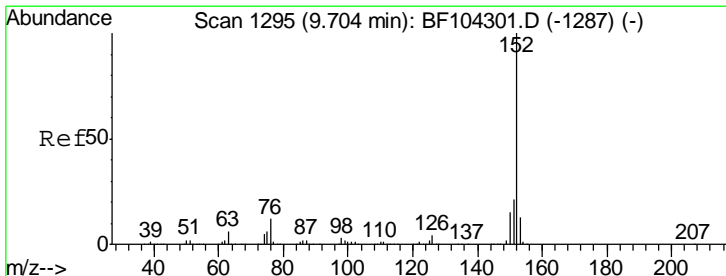
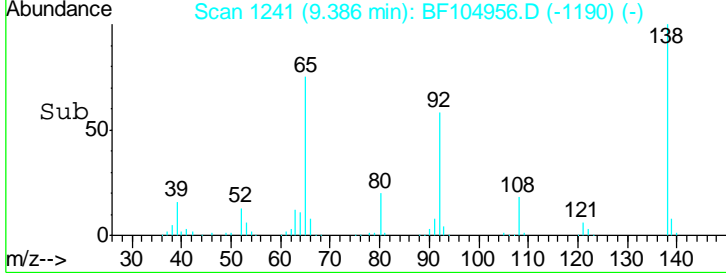
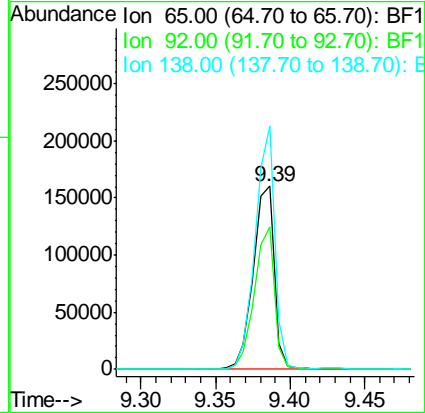
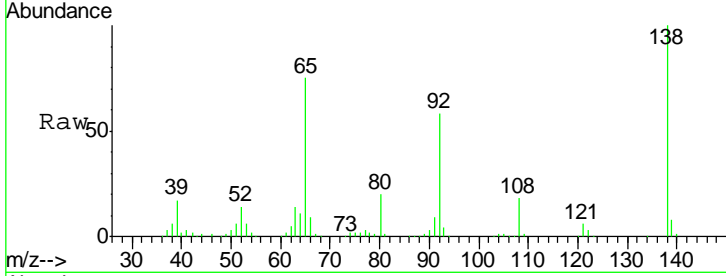




#47  
 2-Nitroaniline  
 Concen: 47.305 ng  
 RT: 9.39 min Scan# 1241  
 Delta R.T. -0.00 min  
 Lab File: BF104956.D  
 Acq: 1 May 2018 2:33

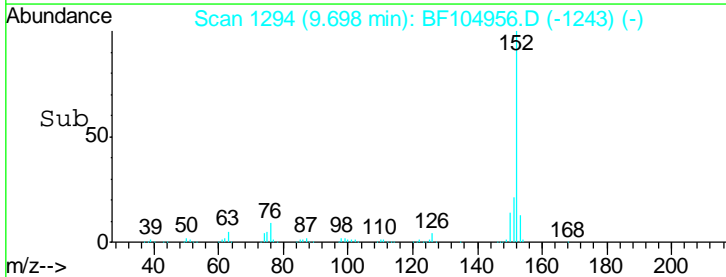
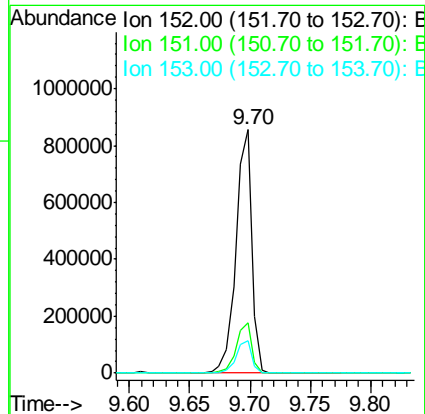
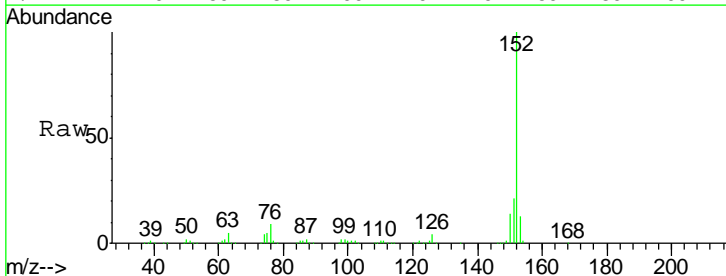
Instrument :  
 BNA\_F  
 ClientSampleId :  
 PB108668BSD

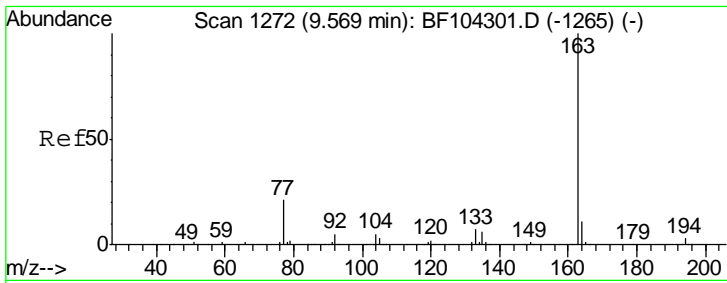
Tgt Ion	Resp	Lower	Upper
65	157400		
92	77.5	55.8	83.6
138	132.8	91.2	136.8



#48  
 Acenaphthylene  
 Concen: 37.205 ng  
 RT: 9.70 min Scan# 1294  
 Delta R.T. -0.00 min  
 Lab File: BF104956.D  
 Acq: 1 May 2018 2:33

Tgt Ion	Resp	Lower	Upper
152	785403		
151	20.6	16.3	24.5
153	13.1	10.7	16.1



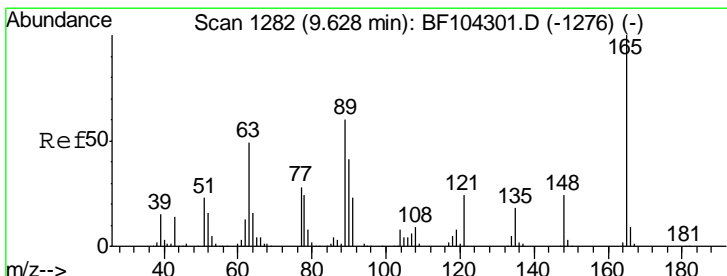
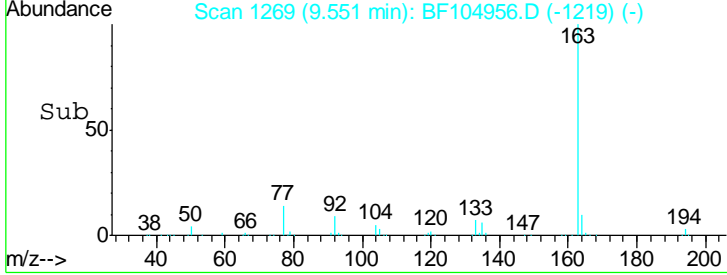
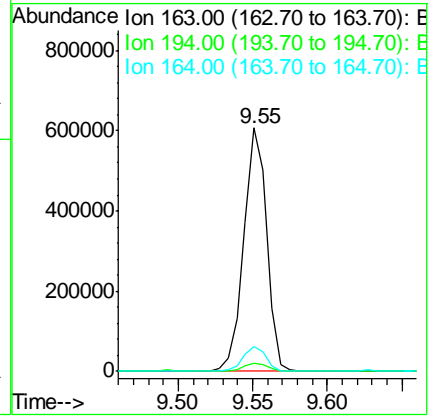
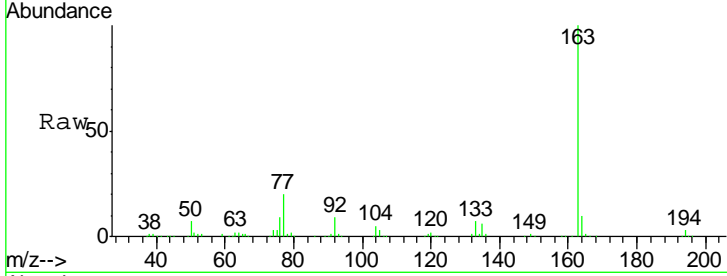


#49  
 Dimethylphthalate  
 Concen: 40.592 ng  
 RT: 9.55 min Scan# 1269  
 Delta R.T. -0.01 min  
 Lab File: BF104956.D  
 Acq: 1 May 2018 2:33

**Instrument :**  
 BNA\_F  
**ClientSampleId :**  
 PB108668BSD

Tgt Ion:163 Resp: 649060

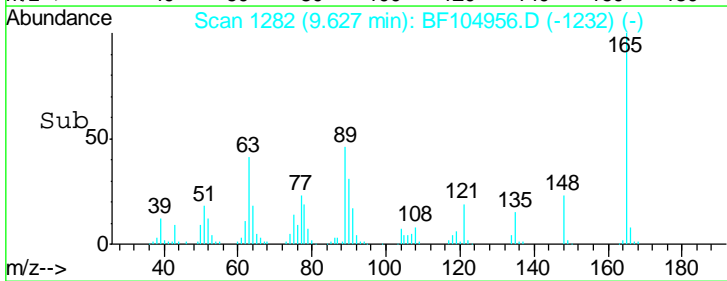
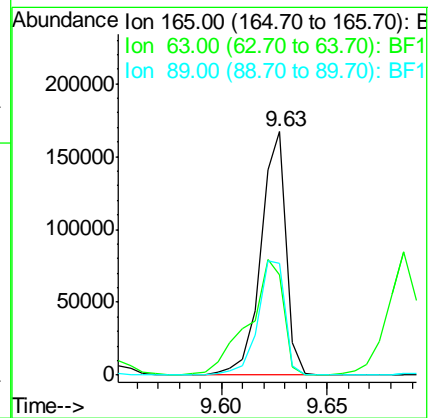
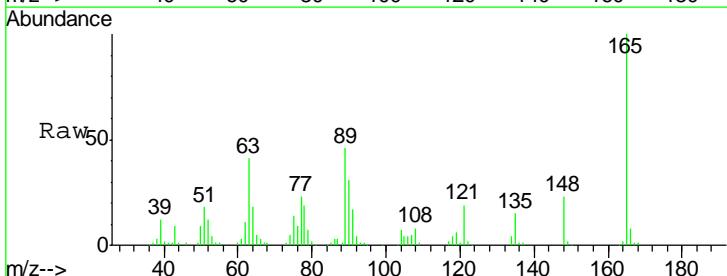
Ion	Ratio	Lower	Upper
163	100		
194	3.3	2.7	4.1
164	10.4	8.2	12.2

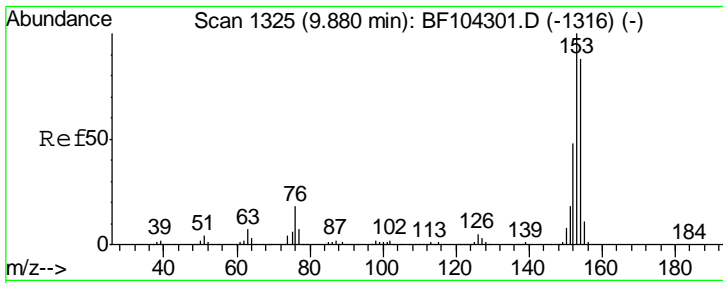


#50  
 2,6-Dinitrotoluene  
 Concen: 47.034 ng  
 RT: 9.63 min Scan# 1282  
 Delta R.T. -0.01 min  
 Lab File: BF104956.D  
 Acq: 1 May 2018 2:33

Tgt Ion:165 Resp: 139162

Ion	Ratio	Lower	Upper
165	100		
63	41.3	44.7	67.1#
89	45.7	44.0	66.0

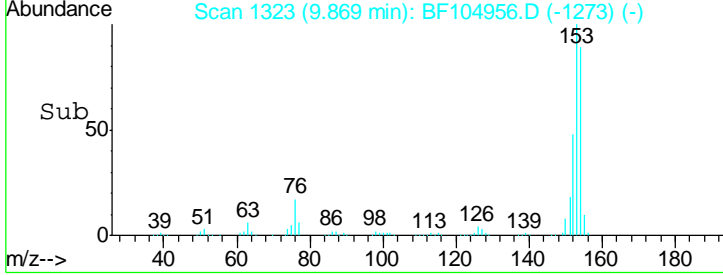
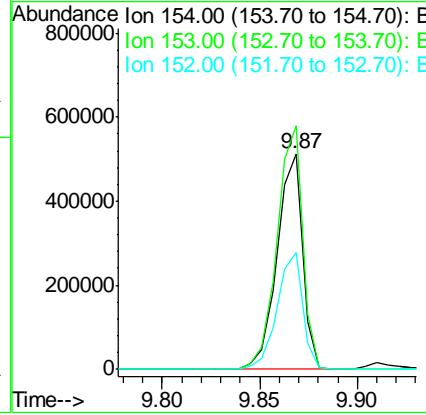
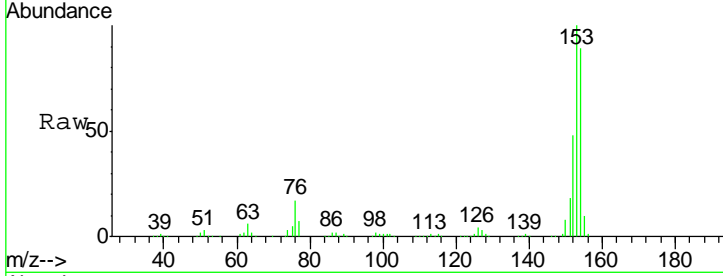




#51  
 Acenaphthene  
 Concen: 36.157 ng  
 RT: 9.87 min Scan# 1323  
 Delta R.T. -0.01 min  
 Lab File: BF104956.D  
 Acq: 1 May 2018 2:33

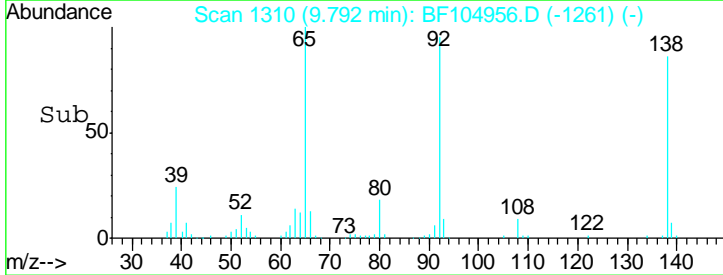
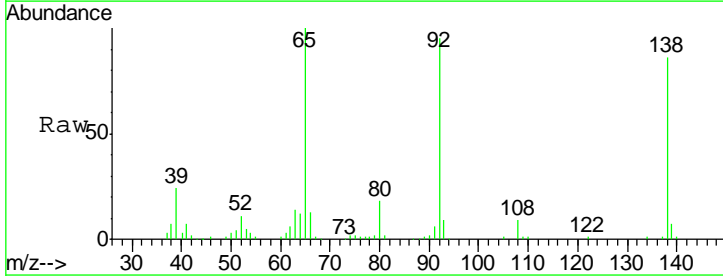
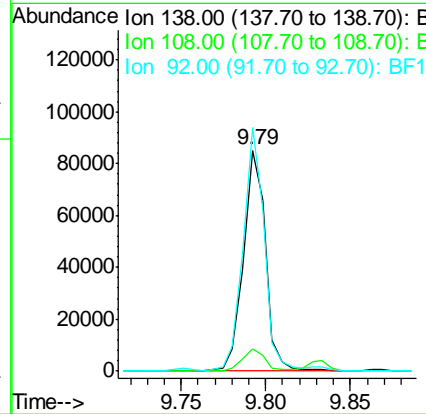
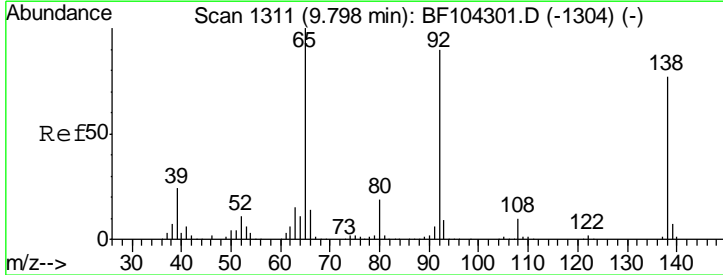
Instrument :  
 BNA\_F  
 ClientSampleId :  
 PB108668BSD

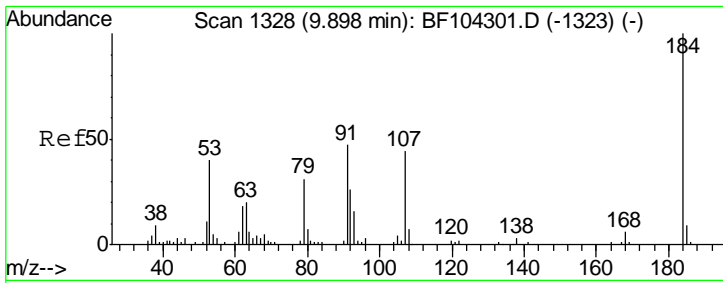
Tgt Ion	Resp	Lower	Upper
154	100		
153	112.7	91.2	136.8
152	54.3	43.8	65.8



#52  
 3-Nitroaniline  
 Concen: 22.191 ng  
 RT: 9.79 min Scan# 1310  
 Delta R.T. -0.01 min  
 Lab File: BF104956.D  
 Acq: 1 May 2018 2:33

Tgt Ion	Resp	Lower	Upper
138	100		
108	10.3	9.4	14.0
92	110.4	89.4	134.2

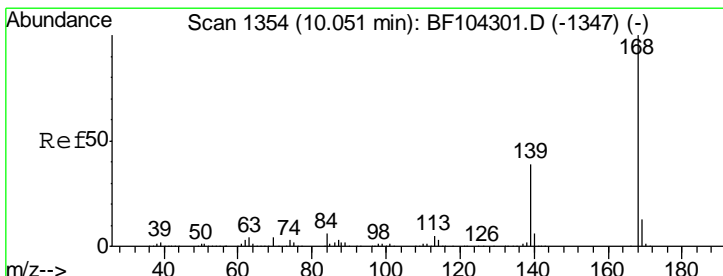
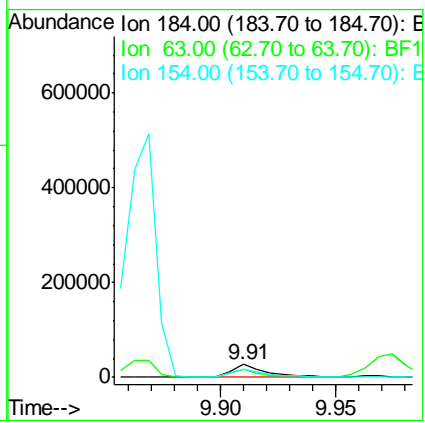
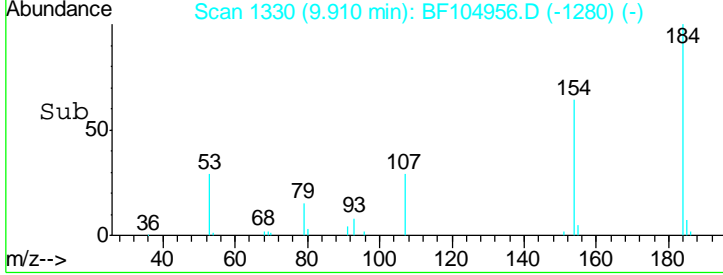
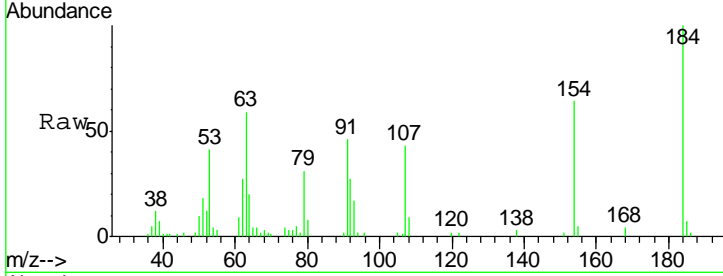




#53  
 2,4-Dinitrophenol  
 Concen: 33.629 ng  
 RT: 9.91 min Scan# 1330  
 Delta R.T. -0.01 min  
 Lab File: BF104956.D  
 Acq: 1 May 2018 2:33

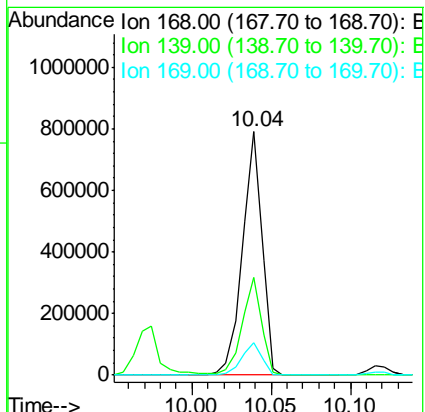
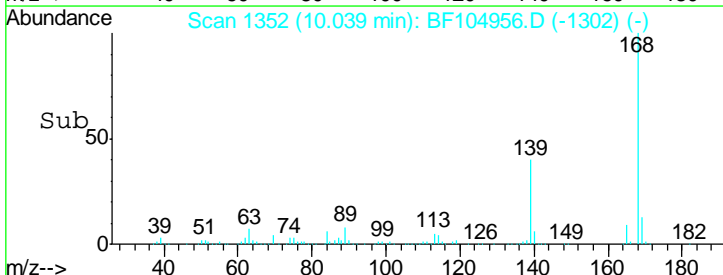
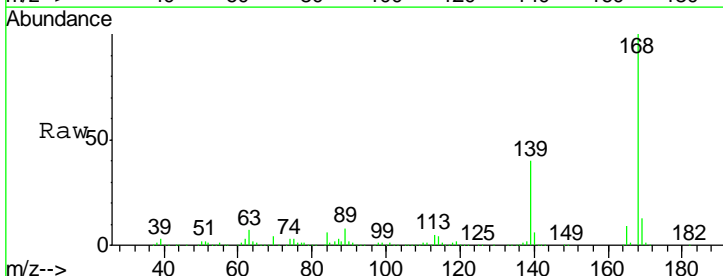
Instrument :  
 BNA\_F  
 ClientSampled :  
 PB108668BSD

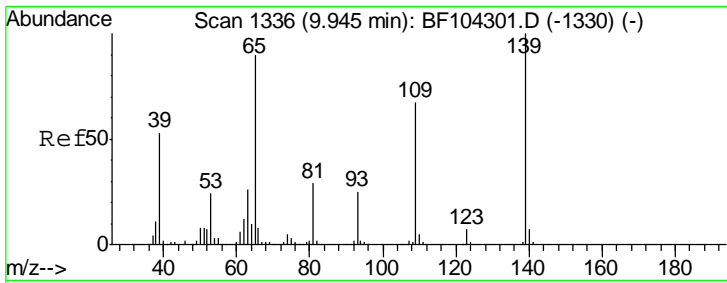
Tgt Ion	Resp	Lower	Upper
184	100		
63	58.6	54.2	81.2
154	63.7	184.0	276.0#



#54  
 Dibenzofuran  
 Concen: 37.713 ng  
 RT: 10.04 min Scan# 1352  
 Delta R.T. -0.01 min  
 Lab File: BF104956.D  
 Acq: 1 May 2018 2:33

Tgt Ion	Resp	Lower	Upper
168	100		
139	39.9	30.1	45.1
169	13.4	10.9	16.3

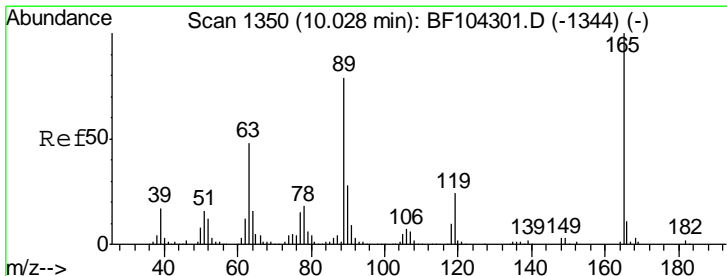
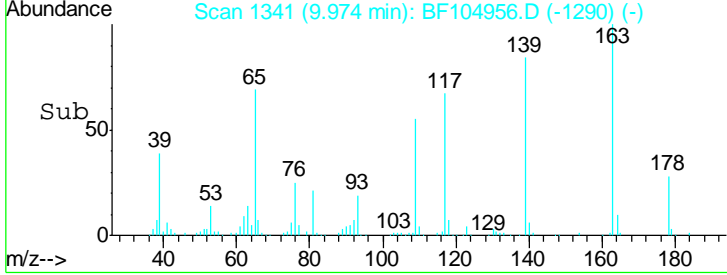
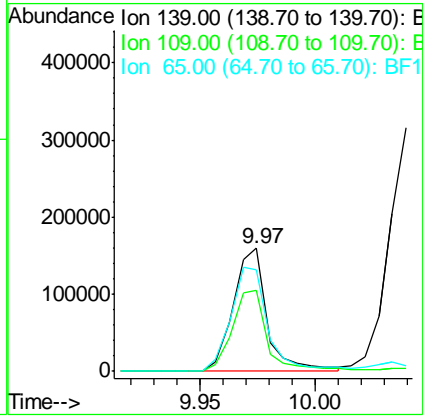
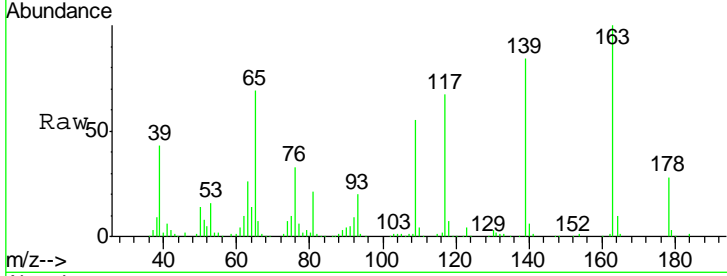




#55  
 4-Nitrophenol  
 Concen: 60.217 ng  
 RT: 9.97 min Scan# 1341  
 Delta R.T. -0.00 min  
 Lab File: BF104956.D  
 Acq: 1 May 2018 2:33

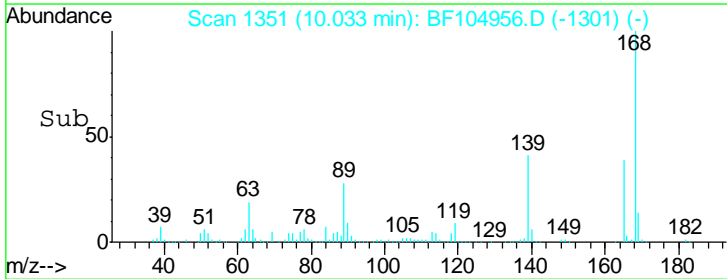
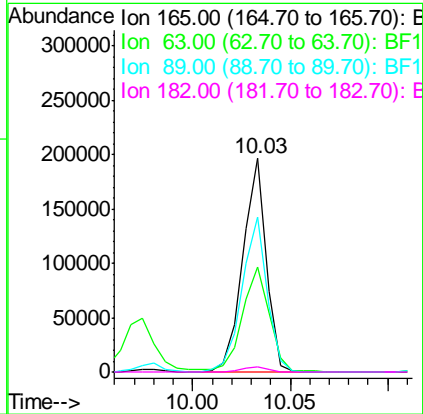
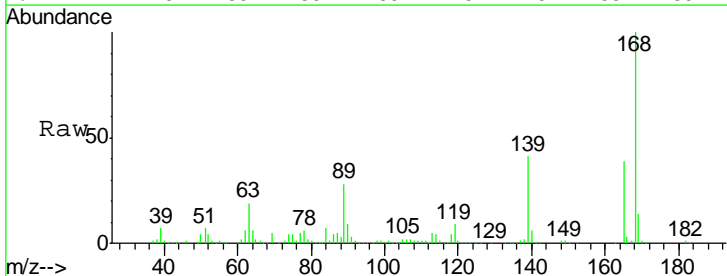
**Instrument :**  
 BNA\_F  
**ClientSampled :**  
 PB108668BSD

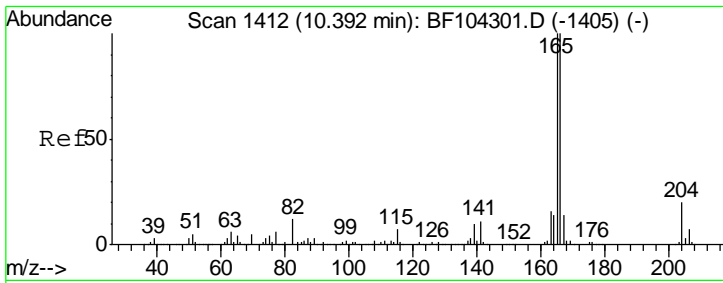
Tgt Ion	Resp	Lower	Upper
139	100		
109	65.4	48.4	88.4
65	82.4	72.6	112.6



#56  
 2,4-Dinitrotoluene  
 Concen: 42.290 ng  
 RT: 10.03 min Scan# 1351  
 Delta R.T. -0.01 min  
 Lab File: BF104956.D  
 Acq: 1 May 2018 2:33

Tgt Ion	Resp	Lower	Upper
165	100		
63	49.1	36.4	54.6
89	72.5	57.8	86.6
182	2.3	1.6	2.4

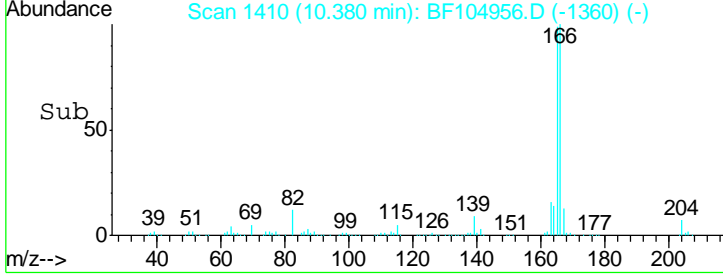
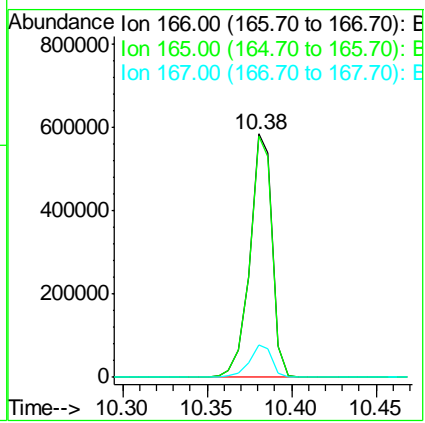
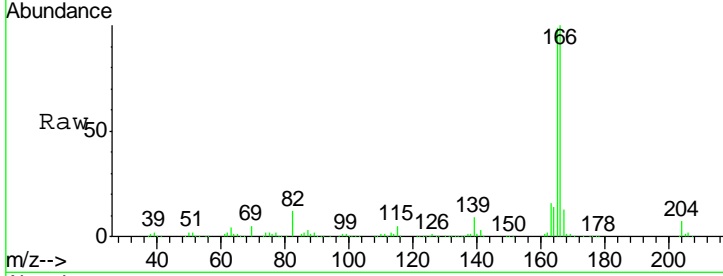




#57  
 Fluorene  
 Concen: 41.445 ng  
 RT: 10.38 min Scan# 1410  
 Delta R.T. -0.01 min  
 Lab File: BF104956.D  
 Acq: 1 May 2018 2:33

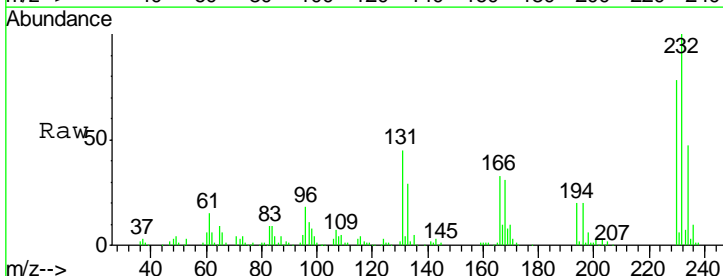
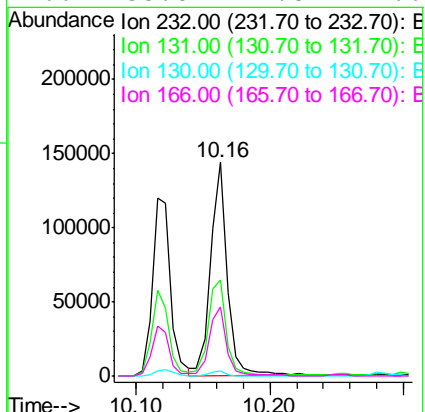
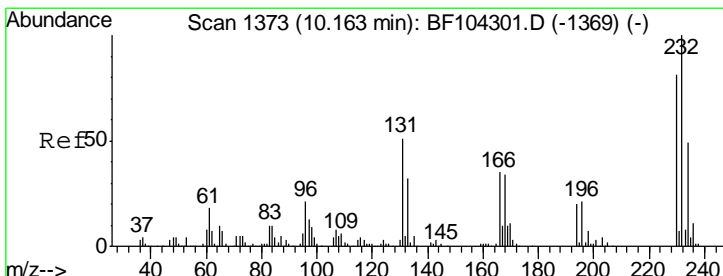
**Instrument :**  
 BNA\_F  
**ClientSampled :**  
 PB108668BSD

Tgt Ion	Resp	Lower	Upper
166	100		
165	98.7	79.8	119.8
167	13.5	10.6	16.0

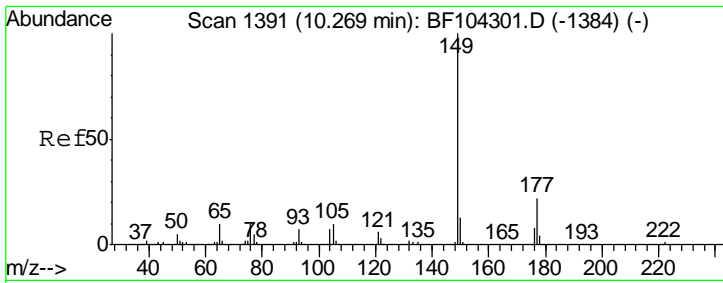


#58  
 2,3,4,6-Tetrachlorophenol  
 Concen: 37.604 ng  
 RT: 10.16 min Scan# 1373  
 Delta R.T. -0.00 min  
 Lab File: BF104956.D  
 Acq: 1 May 2018 2:33

Tgt Ion	Resp	Lower	Upper
232	100		
131	48.6	43.8	65.8
130	2.3	2.1	3.1
166	33.8	27.8	41.6



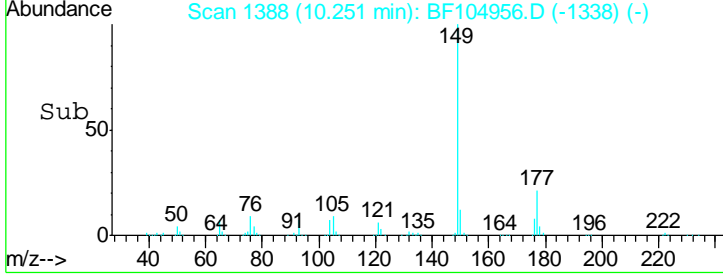
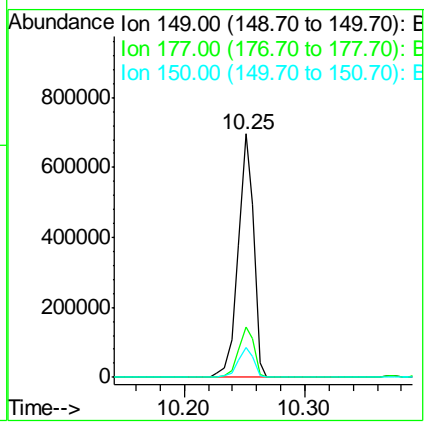
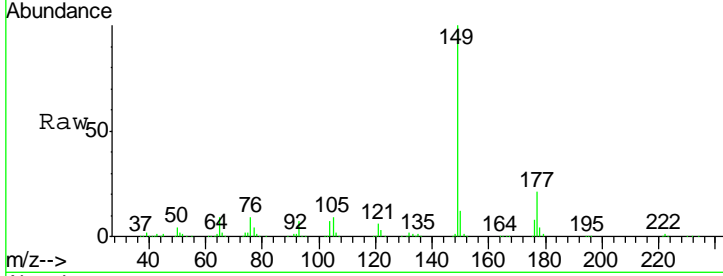




#59  
 Diethylphthalate  
 Concen: 39.146 ng  
 RT: 10.25 min Scan# 1388  
 Delta R.T. -0.01 min  
 Lab File: BF104956.D  
 Acq: 1 May 2018 2:33

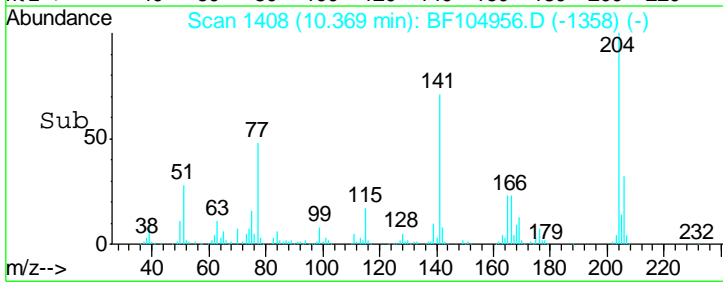
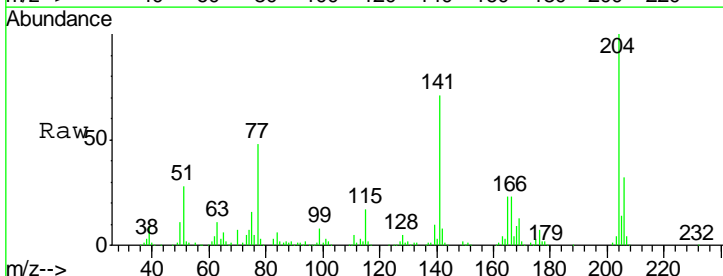
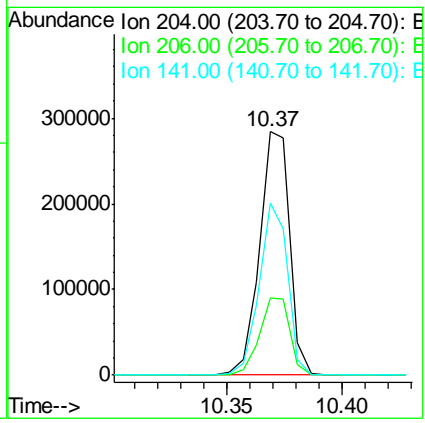
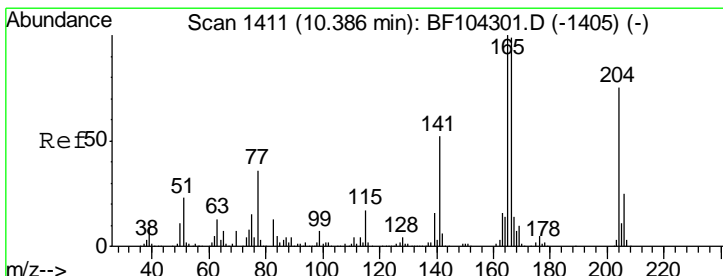
Instrument : BNA\_F  
 ClientSampled : PB108668BSD

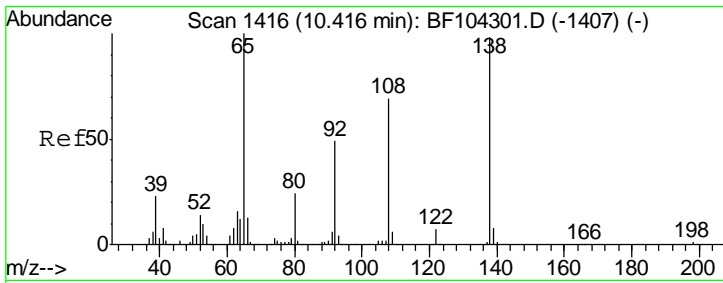
Tgt Ion	Resp	Lower	Upper
149	623399		
177	20.7	16.1	24.1
150	12.4	10.1	15.1



#60  
 4-Chlorophenyl-phenylether  
 Concen: 44.306 ng  
 RT: 10.37 min Scan# 1408  
 Delta R.T. -0.01 min  
 Lab File: BF104956.D  
 Acq: 1 May 2018 2:33

Tgt Ion	Resp	Lower	Upper
204	257793		
206	31.7	26.5	39.7
141	70.5	54.6	81.8

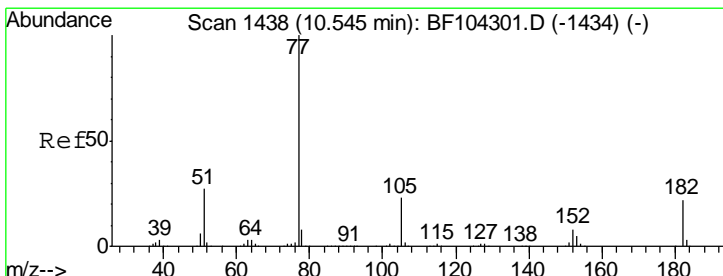
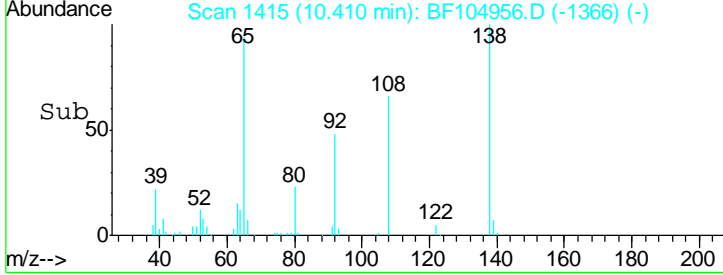
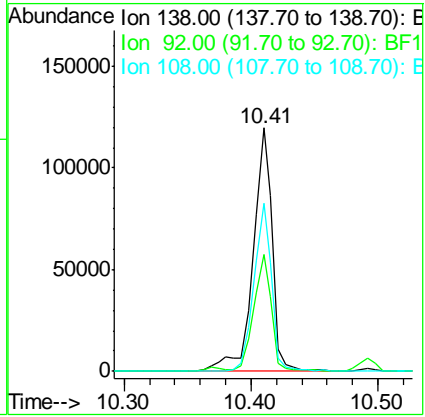
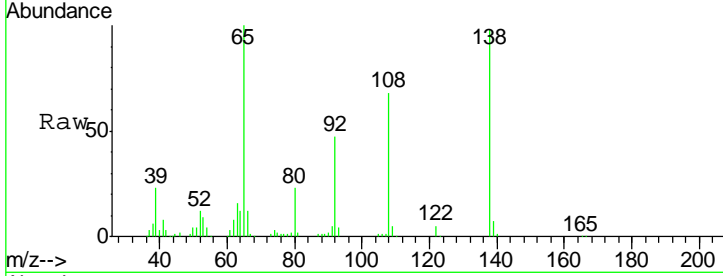




#61  
 4-Nitroaniline  
 Concen: 37.586 ng  
 RT: 10.41 min Scan# 1415  
 Delta R.T. -0.01 min  
 Lab File: BF104956.D  
 Acq: 1 May 2018 2:33

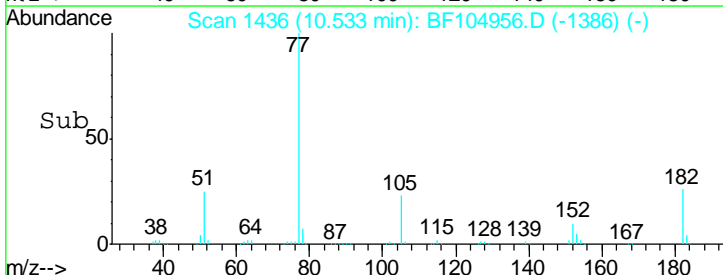
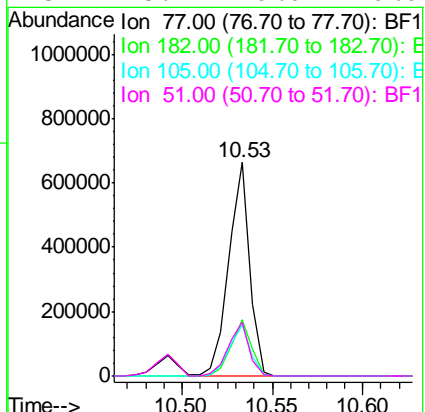
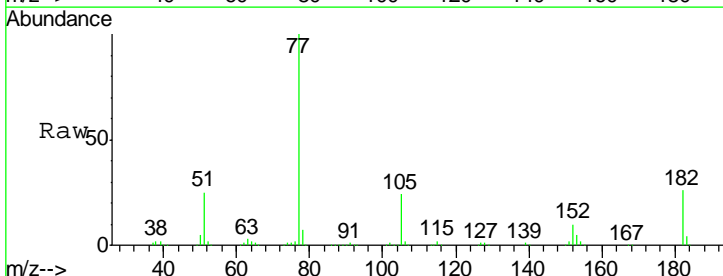
**Instrument :**  
 BNA\_F  
**ClientSampled :**  
 PB108668BSD

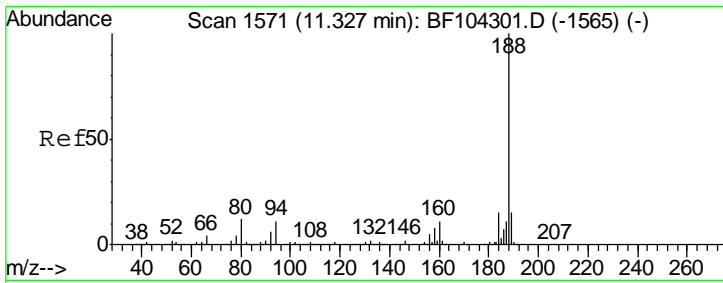
Tgt Ion	Resp	Lower	Upper
138	127298		
92	47.9	30.2	70.2
108	69.2	52.5	92.5



#62  
 Azobenzene  
 Concen: 35.150 ng  
 RT: 10.53 min Scan# 1436  
 Delta R.T. -0.01 min  
 Lab File: BF104956.D  
 Acq: 1 May 2018 2:33

Tgt Ion	Resp	Lower	Upper
77	534781		
182	26.3	1.7	41.7
105	24.1	3.0	43.0
51	25.2	9.9	49.9

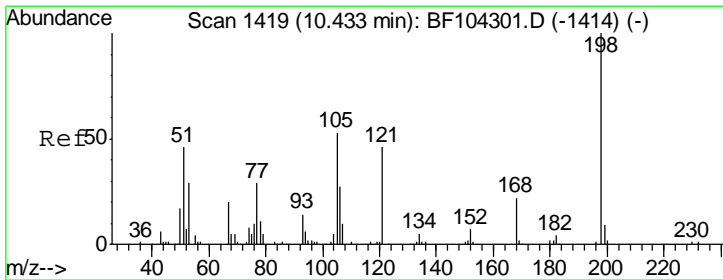
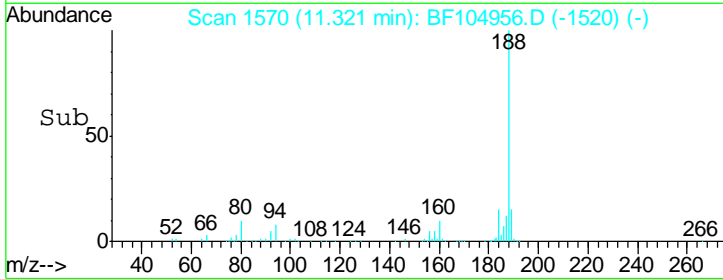
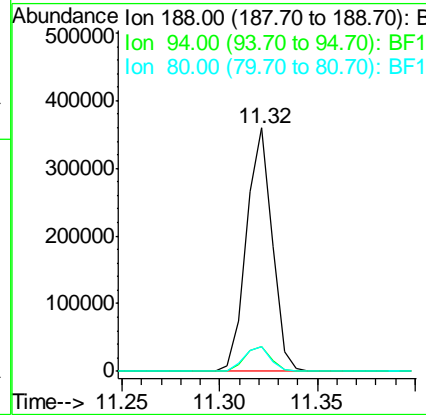
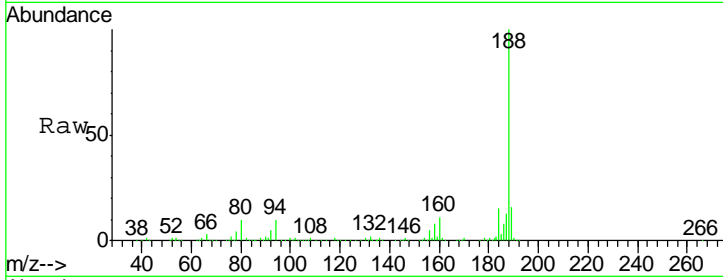




#63  
 Phenanthrene-d10  
 Concen: 20.000 ng  
 RT: 11.32 min Scan# 1570  
 Delta R.T. -0.01 min  
 Lab File: BF104956.D  
 Acq: 1 May 2018 2:33

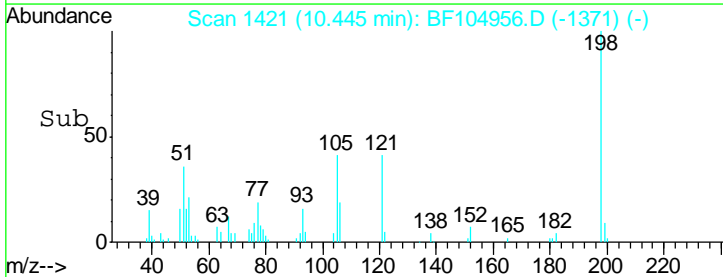
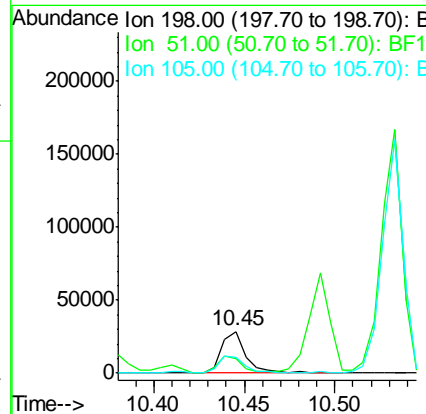
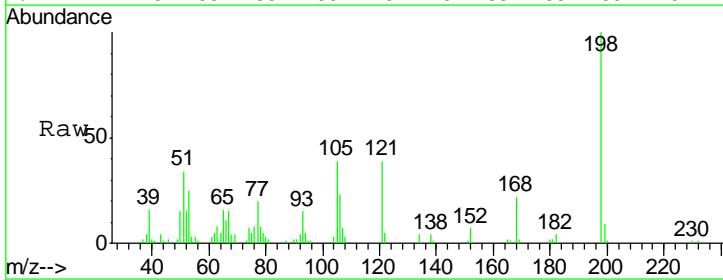
Instrument :  
 BNA\_F  
 ClientSampleId :  
 PB108668BSD

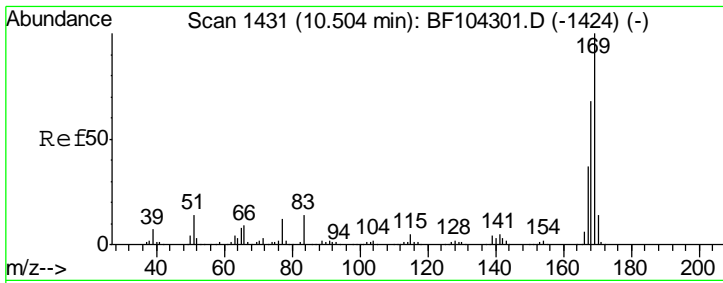
Tgt Ion	Resp	Lower	Upper
188	100		
94	9.9	8.5	12.7
80	10.3	9.2	13.8



#64  
 4,6-Dinitro-2-methylphenol  
 Concen: 21.314 ng  
 RT: 10.45 min Scan# 1421  
 Delta R.T. -0.01 min  
 Lab File: BF104956.D  
 Acq: 1 May 2018 2:33

Tgt Ion	Resp	Lower	Upper
198	100		
51	34.0	37.7	77.7#
105	38.5	36.3	76.3

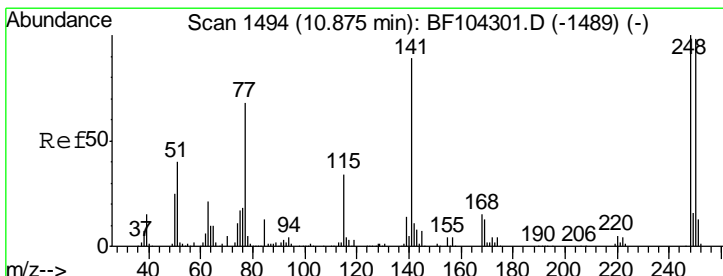
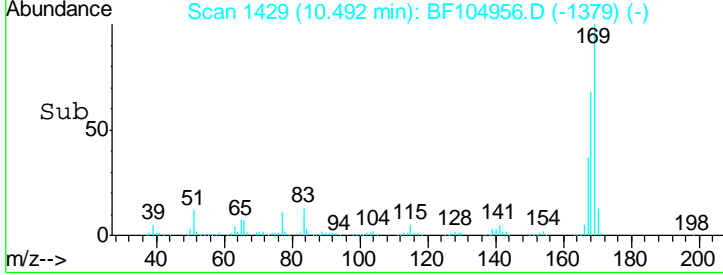
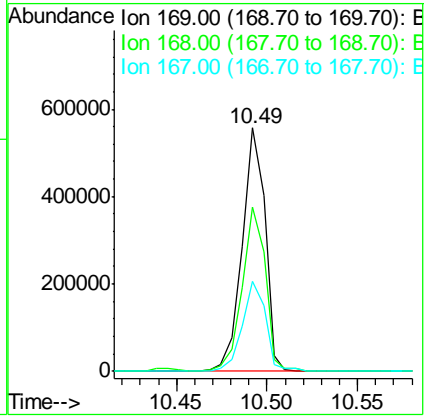
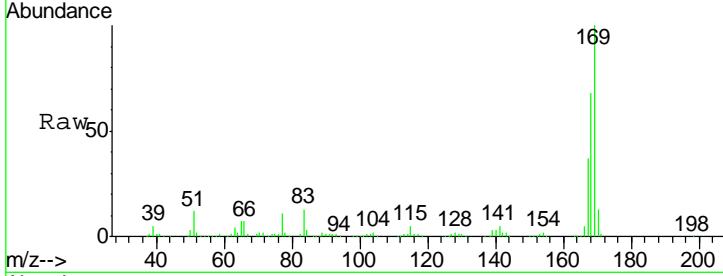




#65  
 n-Nitrosodiphenylamine  
 Concen: 42.978 ng  
 RT: 10.49 min Scan# 1429  
 Delta R.T. -0.01 min  
 Lab File: BF104956.D  
 Acq: 1 May 2018 2:33

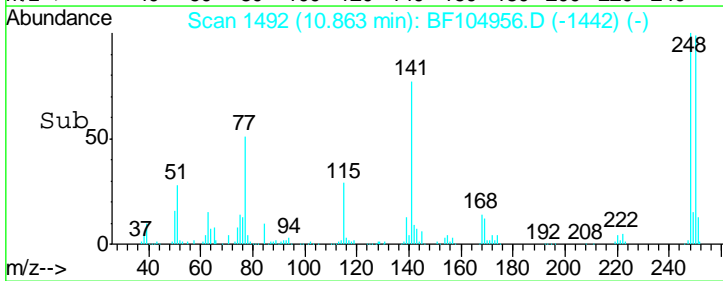
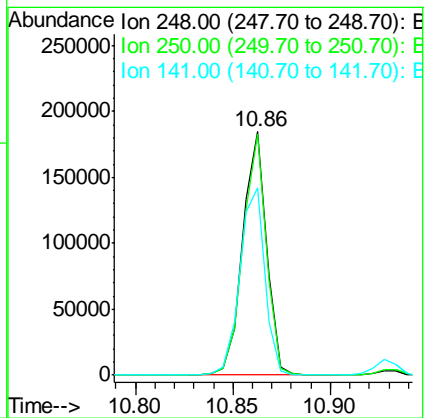
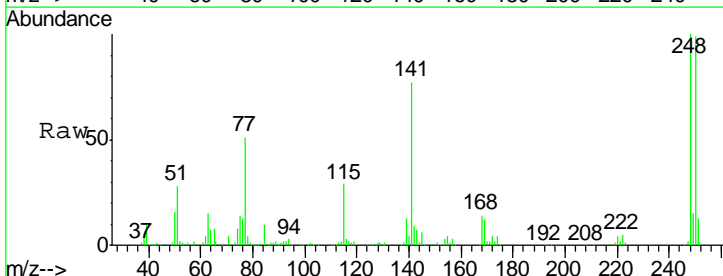
Instrument : BNA\_F  
 ClientSampleID : PB108668BSD

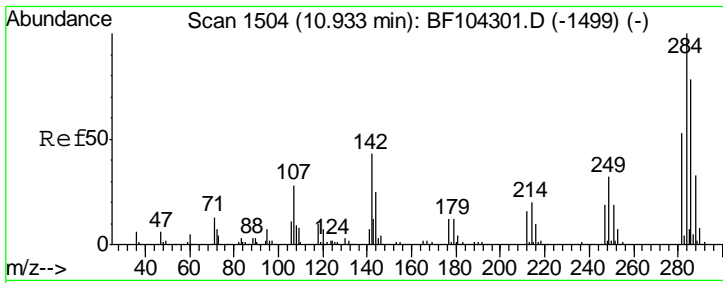
Tgt Ion	Resp	Lower	Upper
169	100		
168	67.6	54.4	81.6
167	37.0	29.8	44.6



#66  
 4-Bromophenyl-phenylether  
 Concen: 44.604 ng  
 RT: 10.86 min Scan# 1492  
 Delta R.T. -0.01 min  
 Lab File: BF104956.D  
 Acq: 1 May 2018 2:33

Tgt Ion	Resp	Lower	Upper
248	100		
250	98.9	76.9	115.3
141	77.0	74.4	111.6

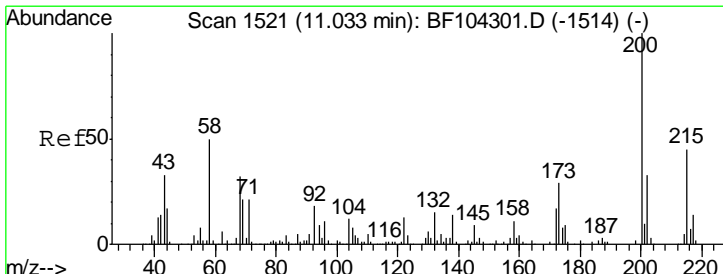
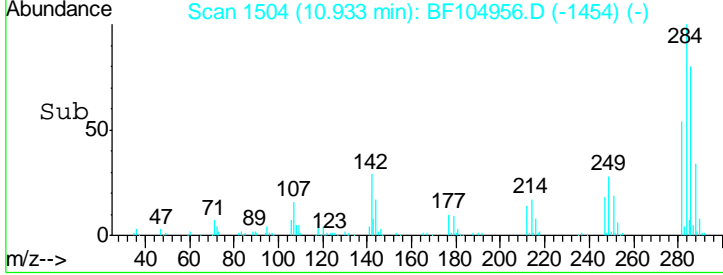
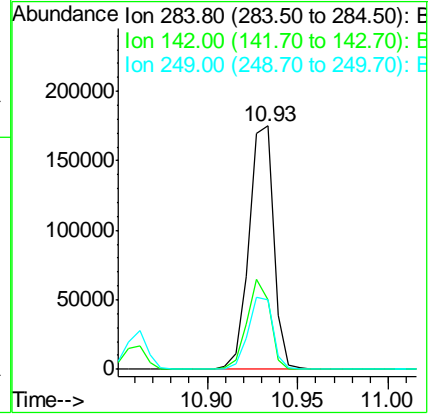
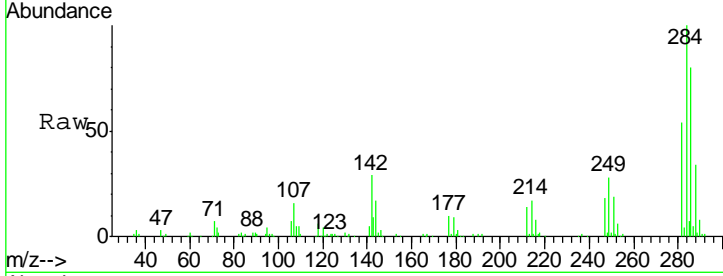




#67  
 Hexachlorobenzene  
 Concen: 42.068 ng  
 RT: 10.93 min Scan# 1504  
 Delta R.T. -0.01 min  
 Lab File: BF104956.D  
 Acq: 1 May 2018 2:33

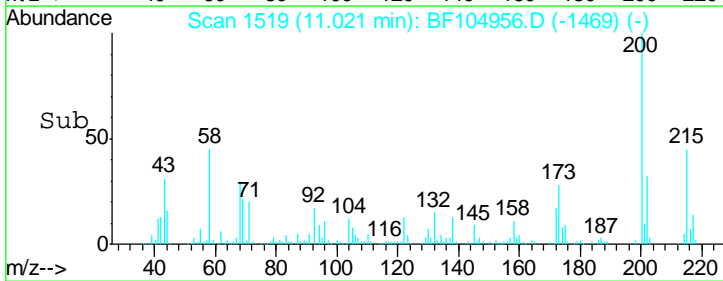
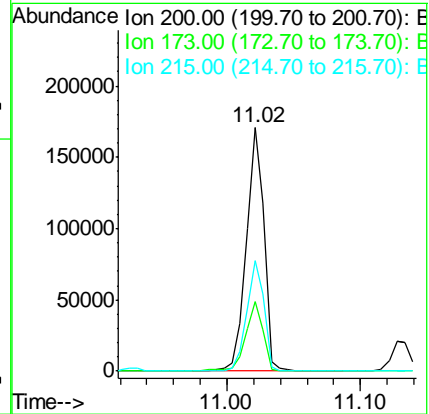
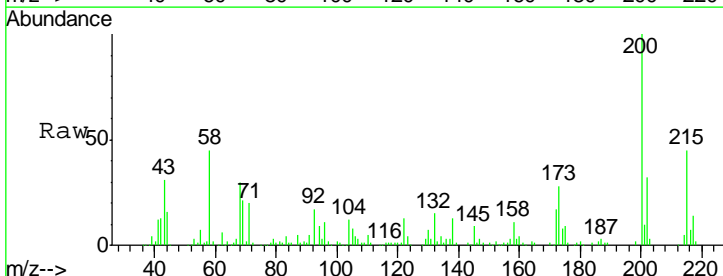
Instrument :  
 BNA\_F  
 ClientSampleId :  
 PB108668BSD

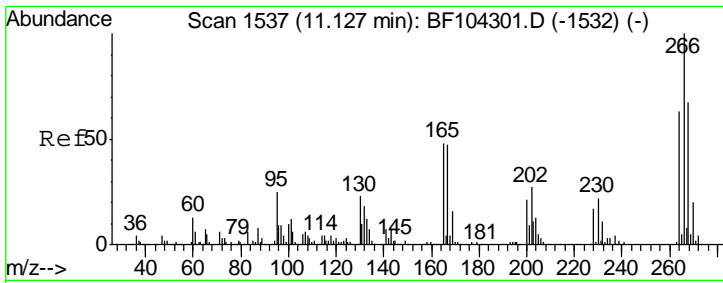
Tgt Ion	Resp	Lower	Upper
284	100		
142	28.8	34.6	52.0#
249	28.4	24.8	37.2



#68  
 Atrazine  
 Concen: 45.220 ng  
 RT: 11.02 min Scan# 1519  
 Delta R.T. -0.01 min  
 Lab File: BF104956.D  
 Acq: 1 May 2018 2:33

Tgt Ion	Resp	Lower	Upper
200	100		
173	28.5	8.6	48.6
215	45.3	25.1	65.1

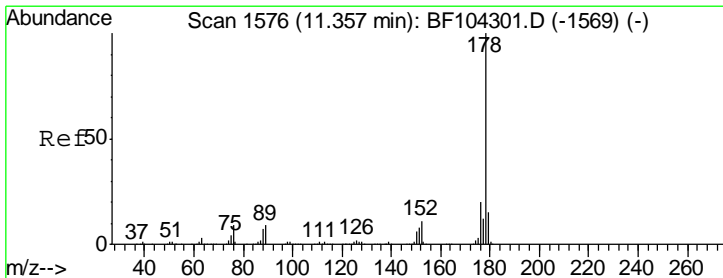
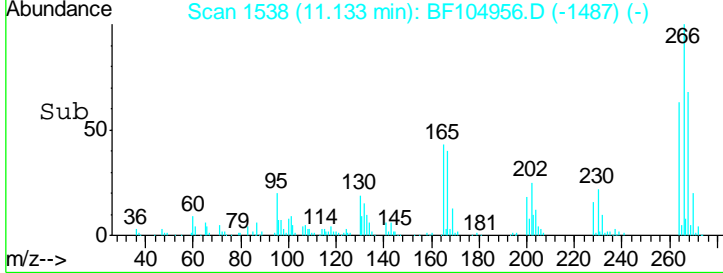
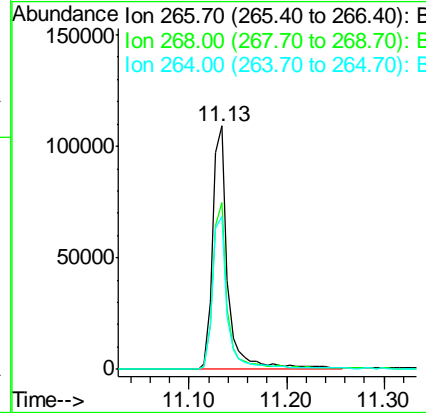
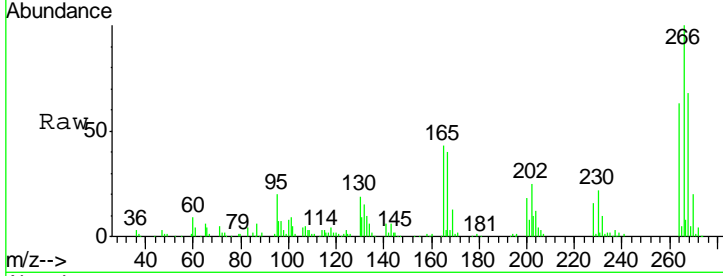




#69  
 Pentachlorophenol  
 Concen: 48.717 ng  
 RT: 11.13 min Scan# 1538  
 Delta R.T. -0.00 min  
 Lab File: BF104956.D  
 Acq: 1 May 2018 2:33

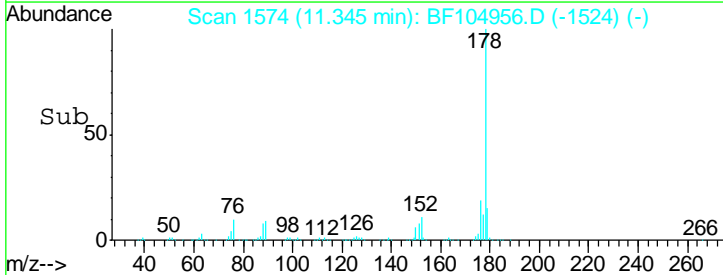
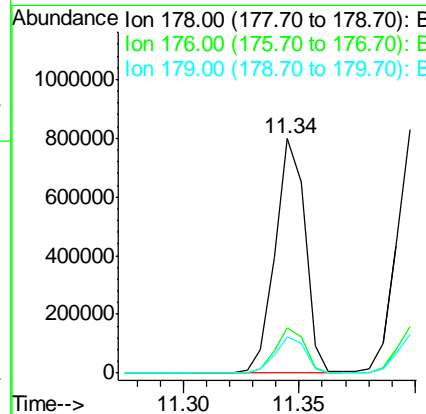
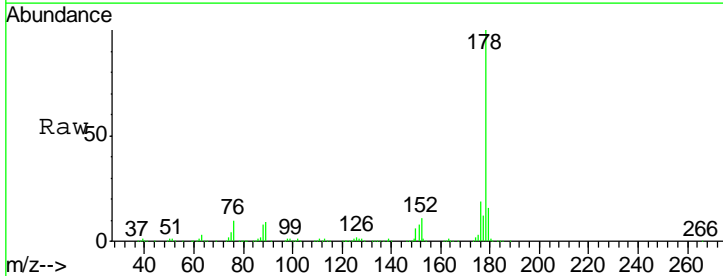
Instrument : BNA\_F  
 ClientSampleID : PB108668BSD

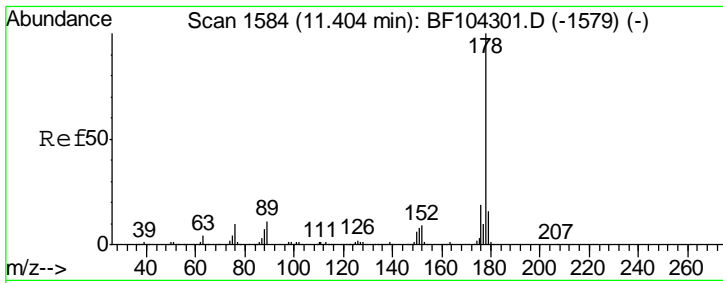
Tgt Ion	Resp	Lower	Upper
266	118601		
268	68.5	51.1	76.7
264	62.6	49.5	74.3



#70  
 Phenanthrene  
 Concen: 39.332 ng  
 RT: 11.34 min Scan# 1574  
 Delta R.T. -0.01 min  
 Lab File: BF104956.D  
 Acq: 1 May 2018 2:33

Tgt Ion	Resp	Lower	Upper
178	720166		
176	19.3	15.8	23.8
179	15.5	13.0	19.6

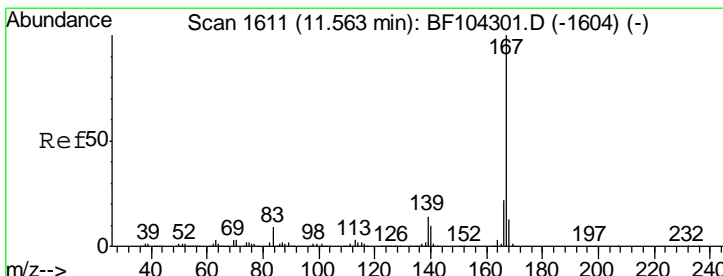
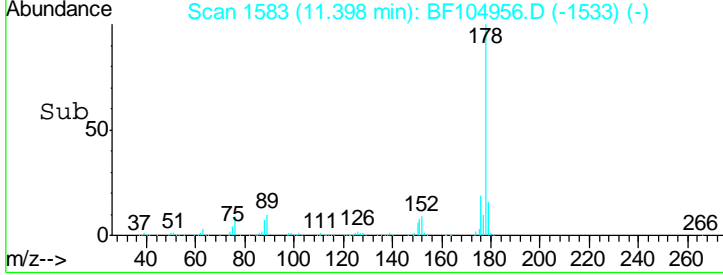
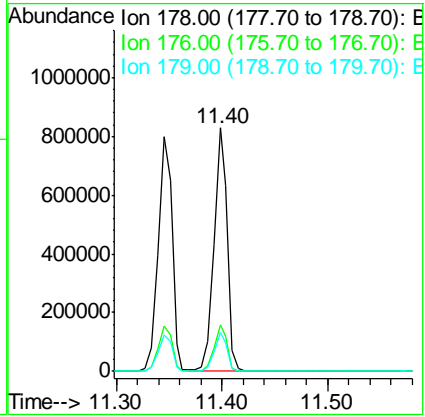
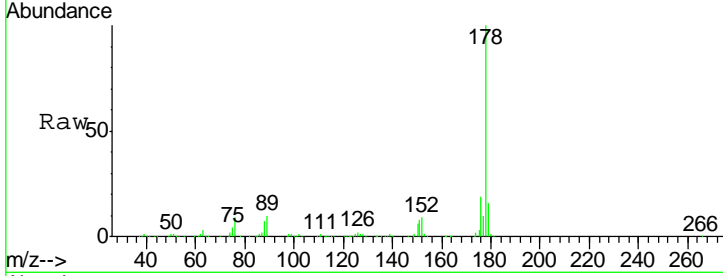




#71  
 Anthracene  
 Concen: 40.005 ng  
 RT: 11.40 min Scan# 1583  
 Delta R.T. -0.01 min  
 Lab File: BF104956.D  
 Acq: 1 May 2018 2:33

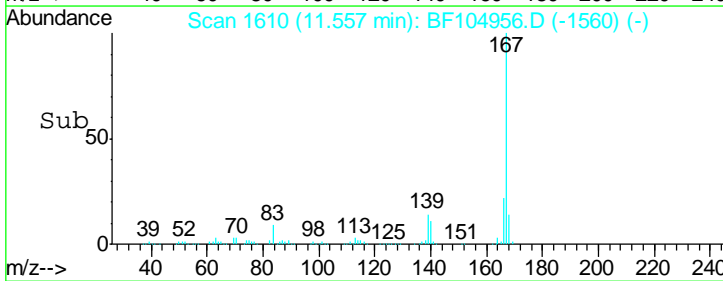
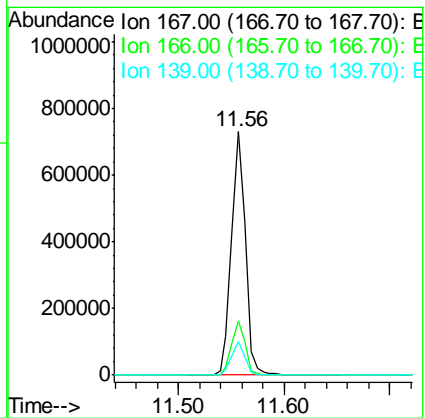
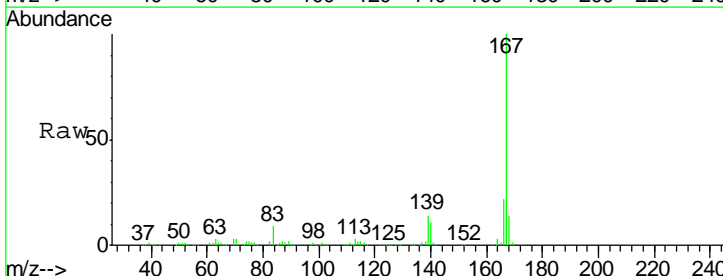
Instrument : BNA\_F  
 ClientSampled : PB108668BSD

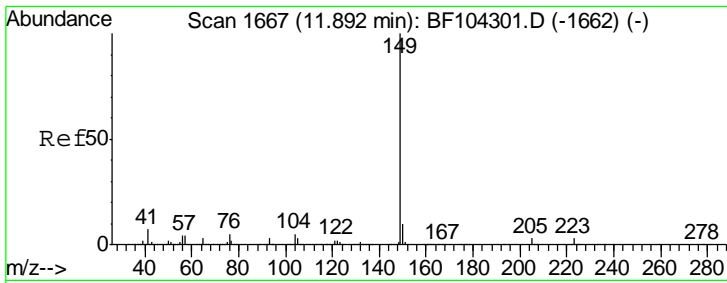
Tgt Ion	Resp	Lower	Upper
178	100		
176	19.2	15.4	23.2
179	16.1	12.6	19.0



#72  
 Carbazole  
 Concen: 36.481 ng  
 RT: 11.56 min Scan# 1610  
 Delta R.T. -0.01 min  
 Lab File: BF104956.D  
 Acq: 1 May 2018 2:33

Tgt Ion	Resp	Lower	Upper
167	100		
166	22.4	17.6	26.4
139	13.9	10.9	16.3

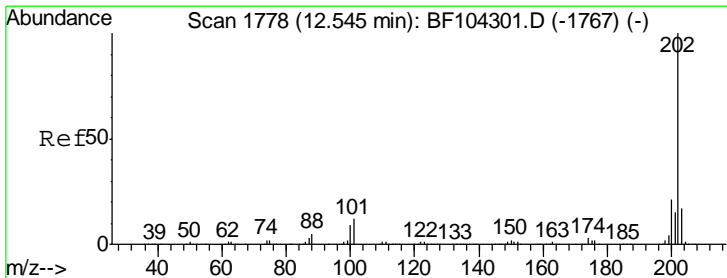
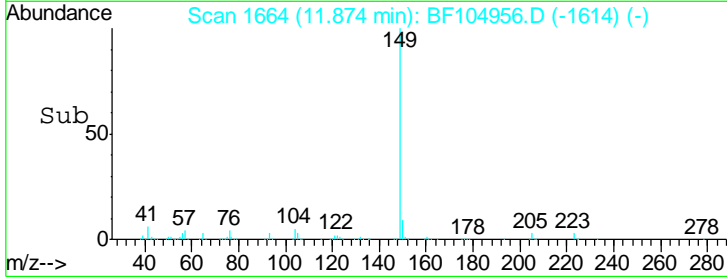
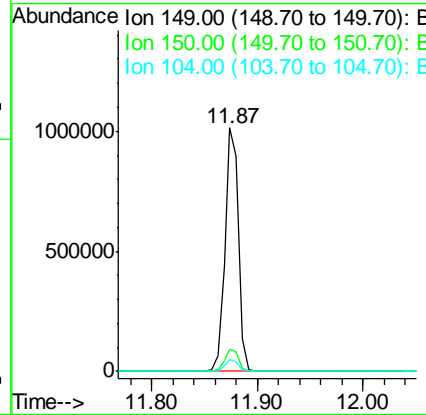
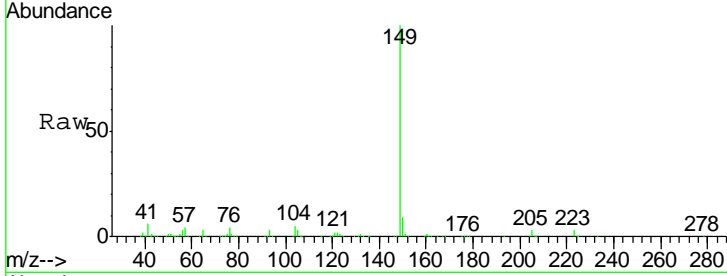




#73  
 Di-n-butylphthalate  
 Concen: 41.019 ng  
 RT: 11.87 min Scan# 1664  
 Delta R.T. -0.01 min  
 Lab File: BF104956.D  
 Acq: 1 May 2018 2:33

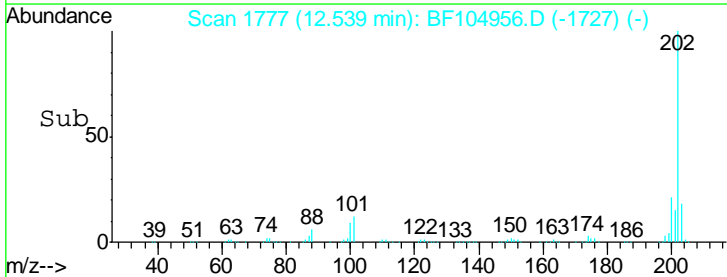
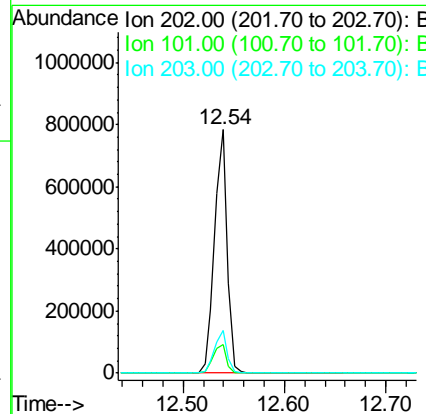
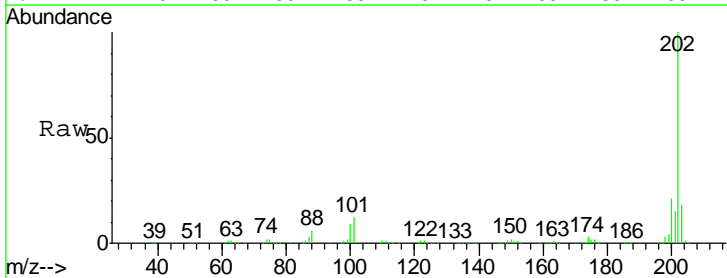
Instrument :  
 BNA\_F  
 ClientSampleID :  
 PB108668BSD

Tgt Ion	Resp	Lower	Upper
149	100		
150	9.3	7.8	11.6
104	4.8	3.8	5.8

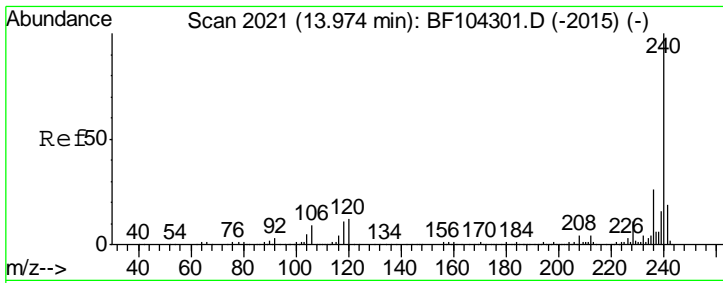


#74  
 Fluoranthene  
 Concen: 35.591 ng  
 RT: 12.54 min Scan# 1777  
 Delta R.T. -0.01 min  
 Lab File: BF104956.D  
 Acq: 1 May 2018 2:33

Tgt Ion	Resp	Lower	Upper
202	100		
101	11.9	0.0	34.1
203	17.6	0.0	38.1



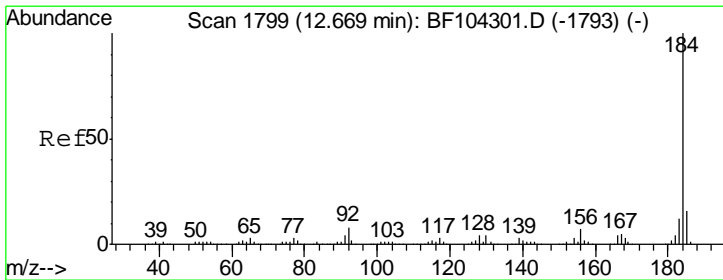
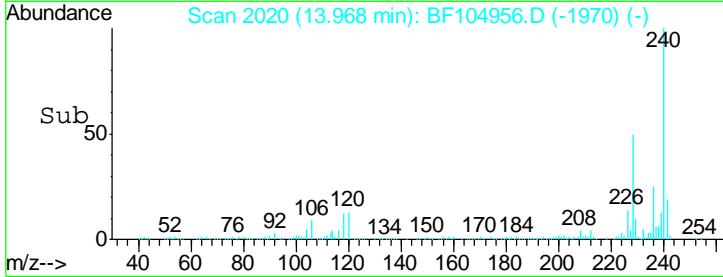
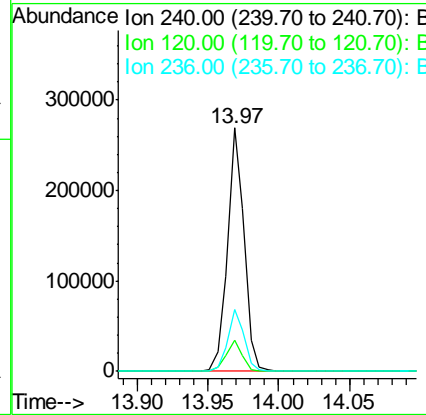
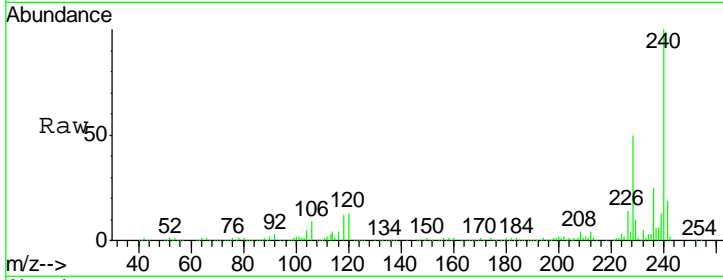




#75  
 Chrysene-d12  
 Concen: 20.000 ng  
 RT: 13.97 min Scan# 2020  
 Delta R.T. -0.01 min  
 Lab File: BF104956.D  
 Acq: 1 May 2018 2:33

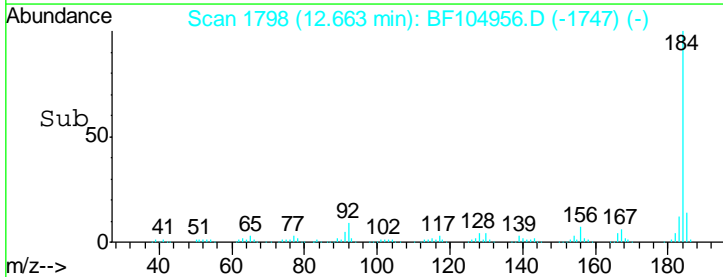
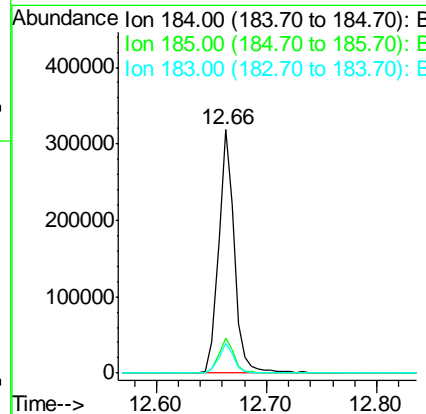
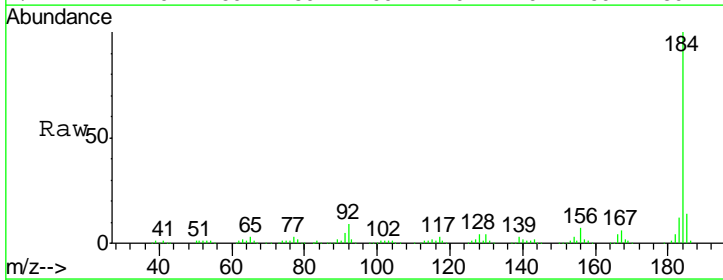
Instrument :  
 BNA\_F  
 ClientSampled :  
 PB108668BSD

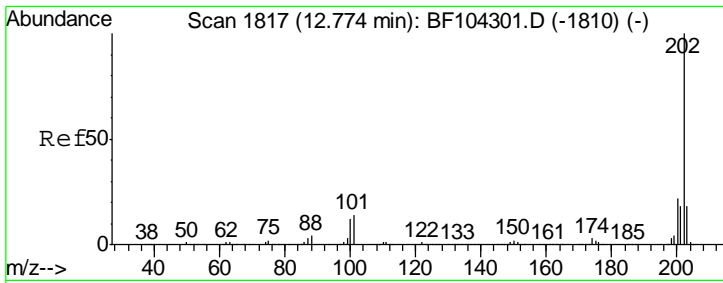
Tgt Ion	Resp	Lower	Upper
240	100		
120	12.8	9.5	14.3
236	25.5	20.7	31.1



#76  
 Benzidine  
 Concen: 42.620 ng  
 RT: 12.66 min Scan# 1798  
 Delta R.T. -0.00 min  
 Lab File: BF104956.D  
 Acq: 1 May 2018 2:33

Tgt Ion	Resp	Lower	Upper
184	100		
185	14.3	12.6	18.8
183	12.2	9.3	13.9

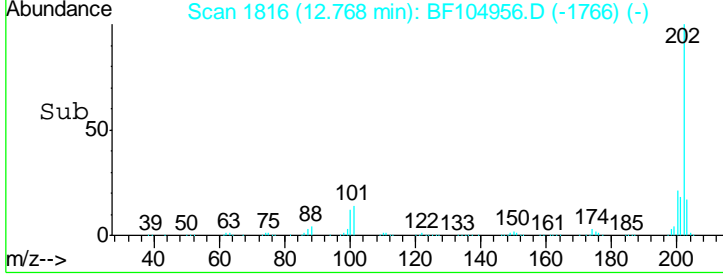
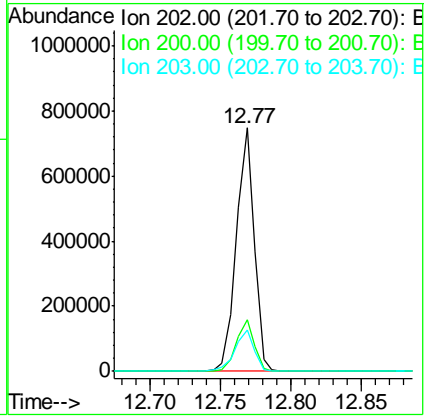
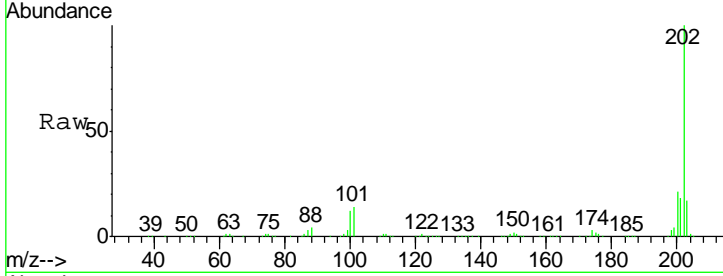




#77  
 Pyrene  
 Concen: 40.659 ng  
 RT: 12.77 min Scan# 1816  
 Delta R.T. -0.01 min  
 Lab File: BF104956.D  
 Acq: 1 May 2018 2:33


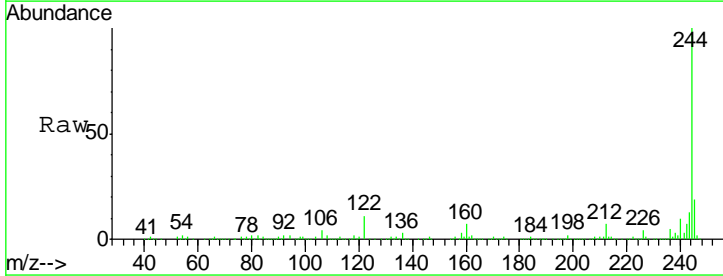
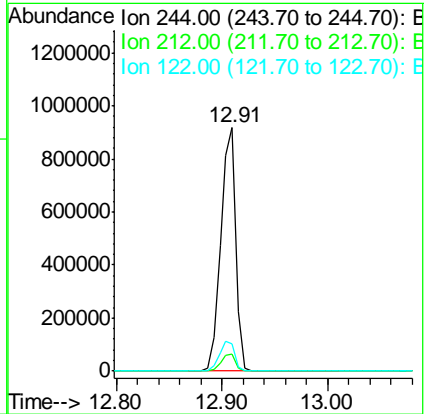
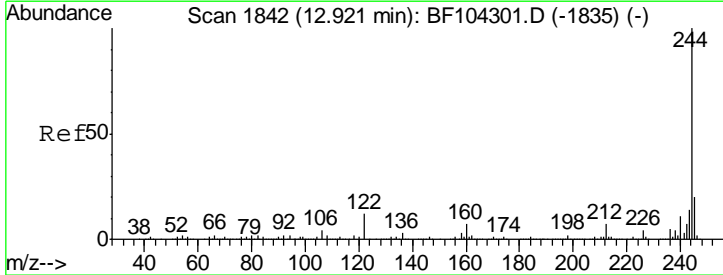
Instrument : BNA\_F  
 ClientSampleId : PB108668BSD

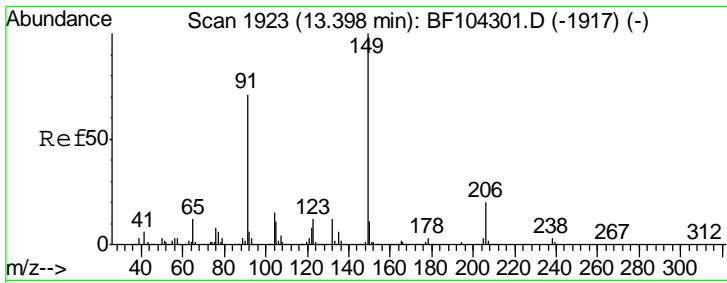
Tgt Ion	Resp	Lower	Upper
202	100		
200	21.4	17.4	26.2
203	17.2	14.3	21.5



#78  
 Terphenyl-d14  
 Concen: 95.005 ng  
 RT: 12.91 min Scan# 1840  
 Delta R.T. -0.01 min  
 Lab File: BF104956.D  
 Acq: 1 May 2018 2:33

Tgt Ion	Resp	Lower	Upper
244	100		
212	6.8	5.4	8.0
122	11.3	11.0	16.4

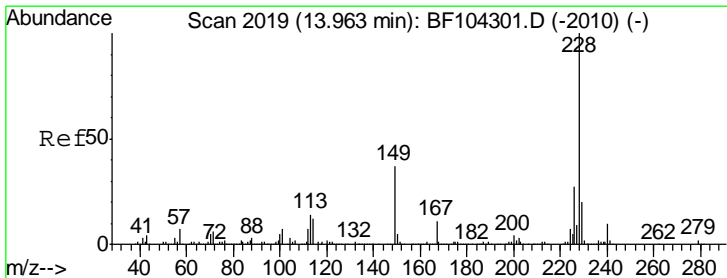
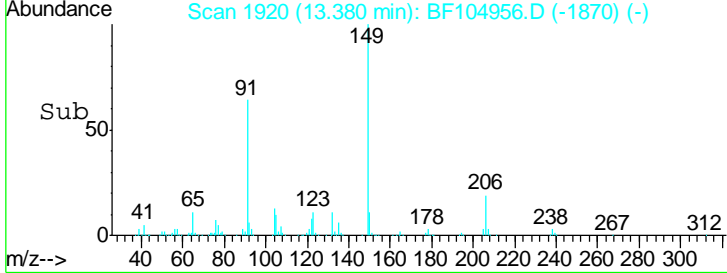
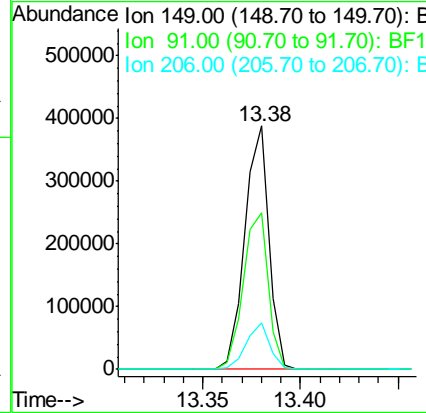
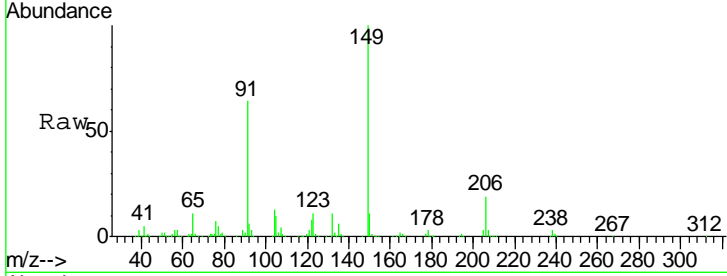




#79  
 Butylbenzylphthalate  
 Concen: 43.509 ng  
 RT: 13.38 min Scan# 1920  
 Delta R.T. -0.01 min  
 Lab File: BF104956.D  
 Acq: 1 May 2018 2:33

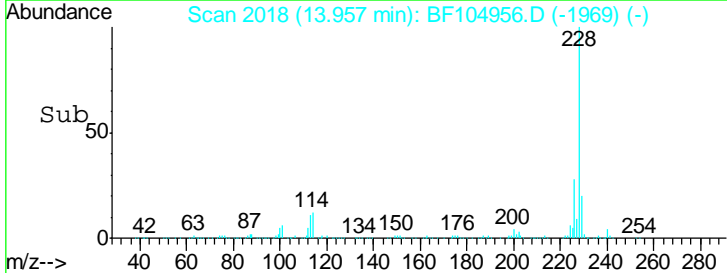
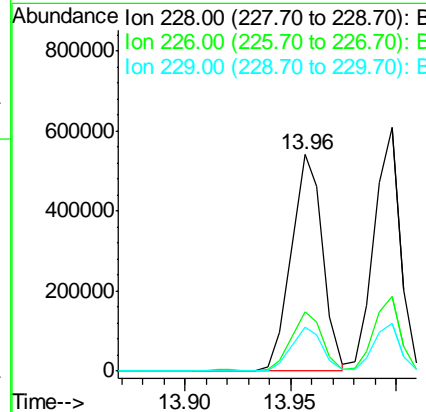
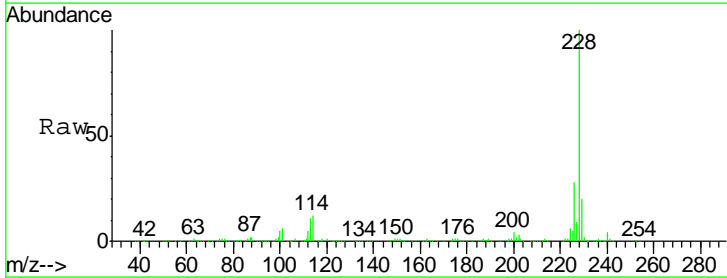
Instrument : BNA\_F  
 ClientSampled : PB108668BSD

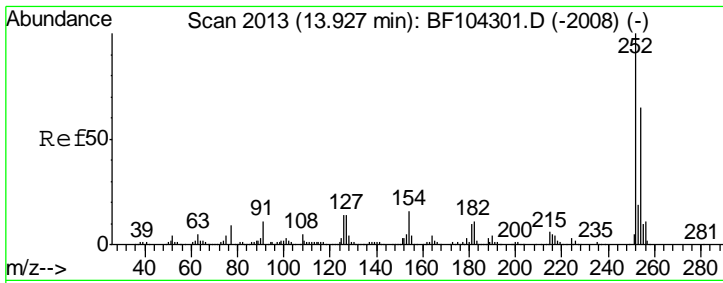
Tgt Ion	Resp	Lower	Upper
149	333278		
91	64.4	56.8	85.2
206	19.2	14.1	21.1



#80  
 Benzo(a)anthracene  
 Concen: 42.582 ng  
 RT: 13.96 min Scan# 2018  
 Delta R.T. -0.01 min  
 Lab File: BF104956.D  
 Acq: 1 May 2018 2:33

Tgt Ion	Resp	Lower	Upper
228	558013		
226	27.6	22.6	33.8
229	20.1	15.8	23.6

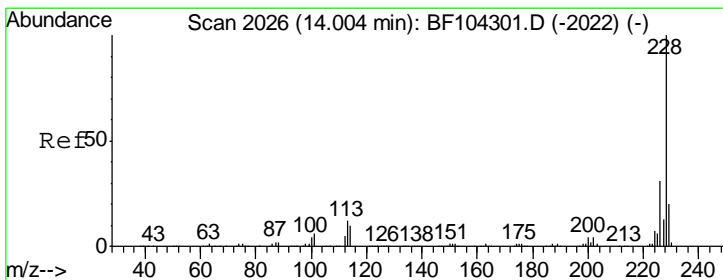
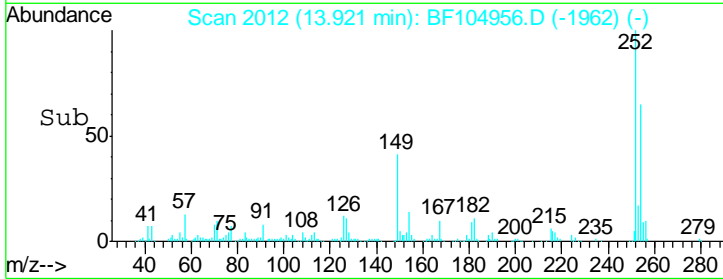
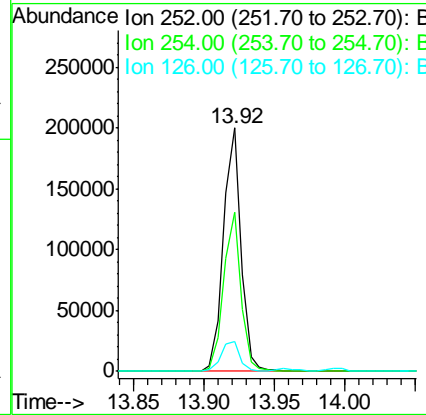
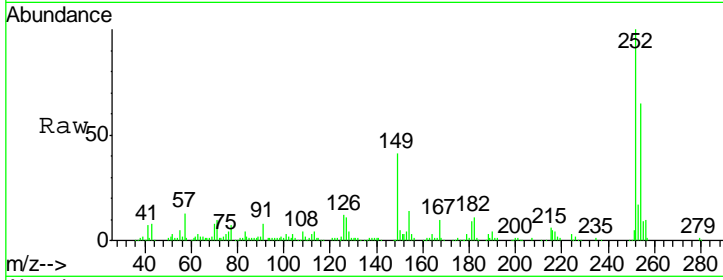




#81  
 3,3'-Dichlorobenzidine  
 Concen: 35.705 ng  
 RT: 13.92 min Scan# 2012  
 Delta R.T. -0.01 min  
 Lab File: BF104956.D  
 Acq: 1 May 2018 2:33

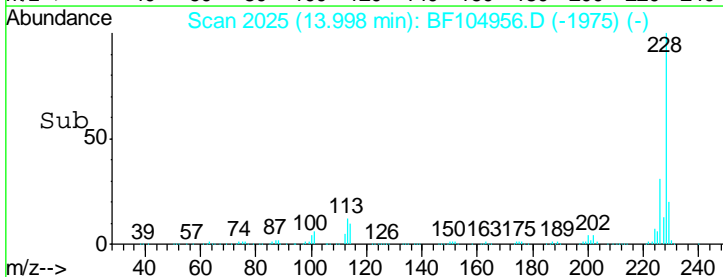
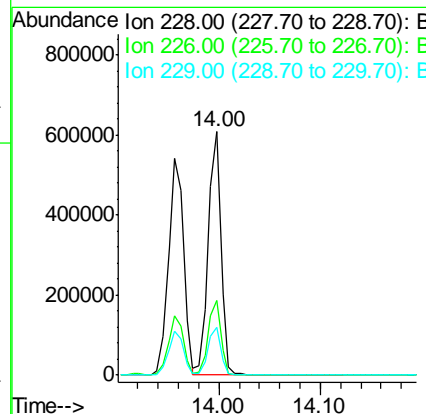
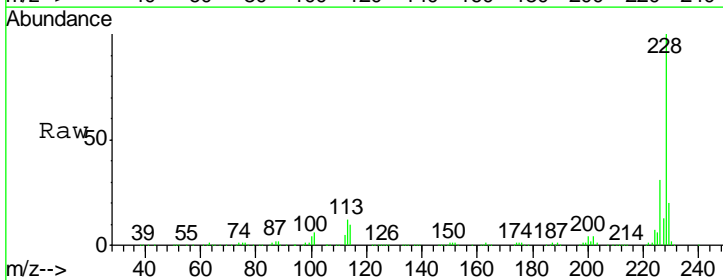
Instrument :  
 BNA\_F  
 ClientSampled :  
 PB108668BSD

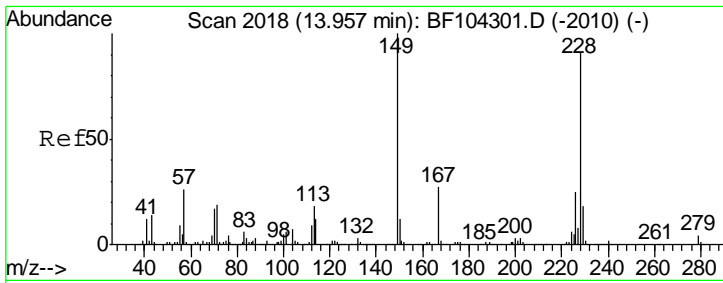
Tgt Ion	Resp	Lower	Upper
252	174457		
254	65.1	50.4	75.6
126	12.1	11.3	16.9



#82  
 Chrysene  
 Concen: 39.633 ng  
 RT: 14.00 min Scan# 2025  
 Delta R.T. -0.01 min  
 Lab File: BF104956.D  
 Acq: 1 May 2018 2:33

Tgt Ion	Resp	Lower	Upper
228	533468		
226	30.6	25.0	37.6
229	19.5	16.2	24.4

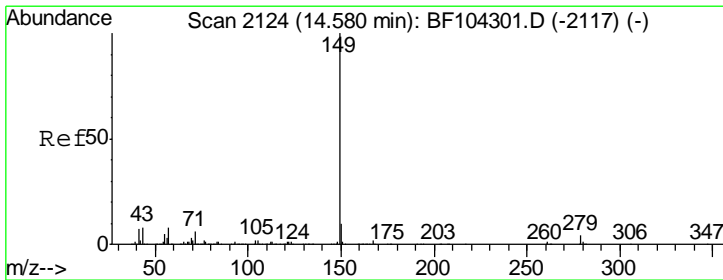
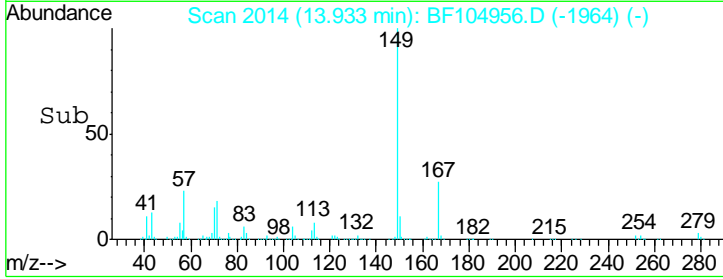
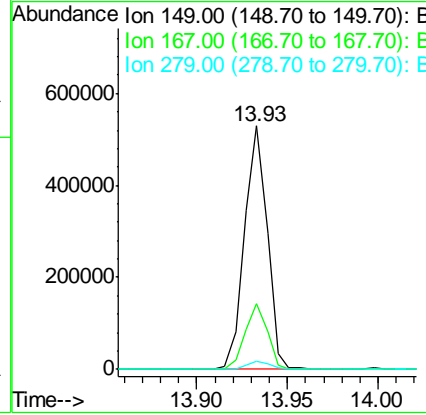
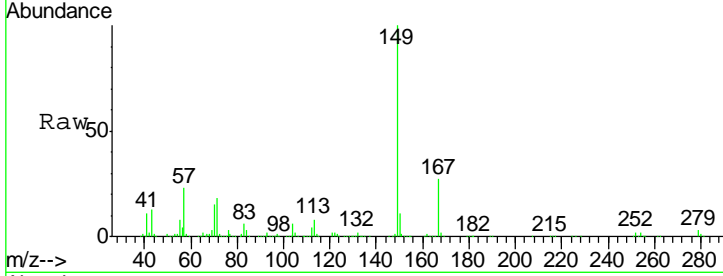




#83  
 Bis(2-ethylhexyl)phthalate  
 Concen: 46.775 ng  
 RT: 13.93 min Scan# 2014  
 Delta R.T. -0.01 min  
 Lab File: BF104956.D  
 Acq: 1 May 2018 2:33

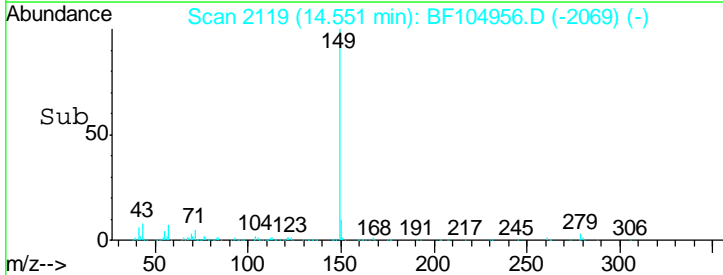
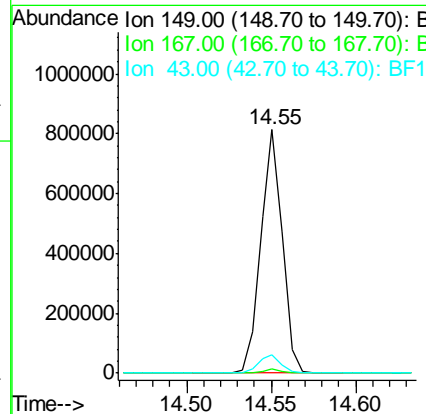
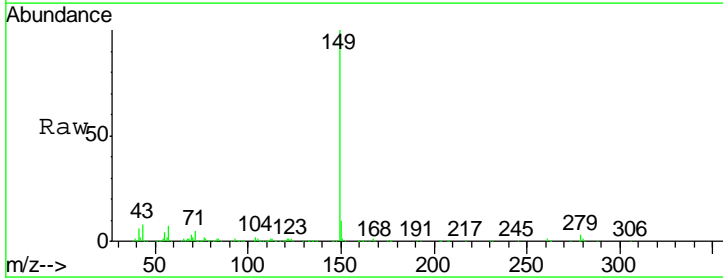
Instrument : BNA\_F  
 ClientSampled : PB108668BSD

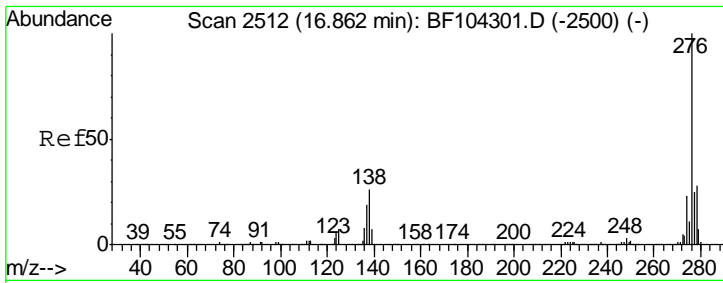
Tgt Ion	Resp	Lower	Upper
149	460859		
167	26.9	21.3	31.9
279	3.4	3.0	4.4



#84  
 Di-n-octyl phthalate  
 Concen: 43.981 ng  
 RT: 14.55 min Scan# 2119  
 Delta R.T. -0.01 min  
 Lab File: BF104956.D  
 Acq: 1 May 2018 2:33

Tgt Ion	Resp	Lower	Upper
149	724068		
167	1.5	1.2	1.8
43	7.8	8.4	12.6#

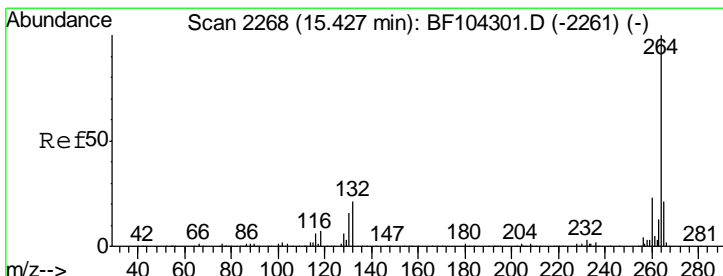
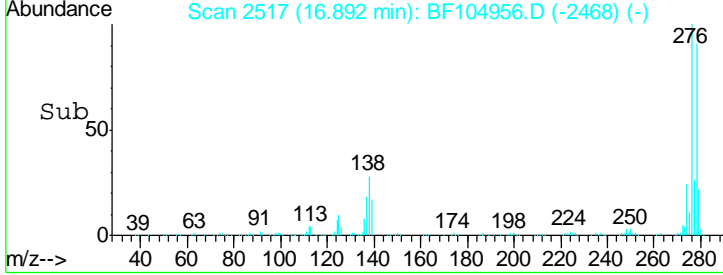
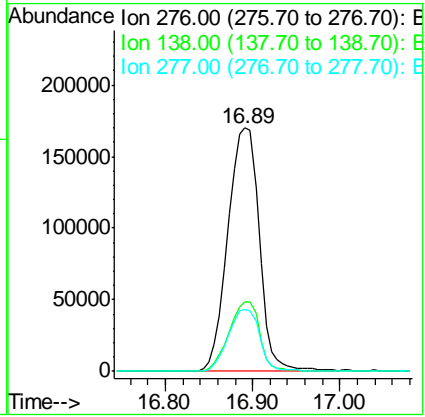
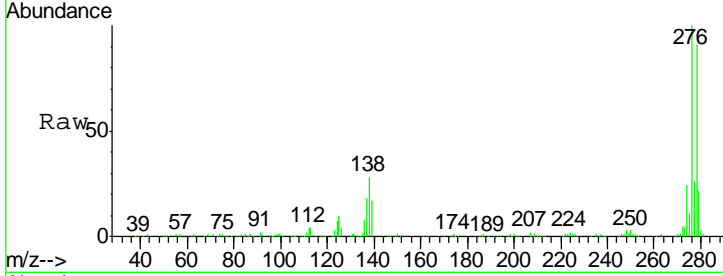




#85  
 Indeno(1,2,3-cd)pyrene  
 Concen: 36.328 ng  
 RT: 16.89 min Scan# 2517  
 Delta R.T. -0.01 min  
 Lab File: BF104956.D  
 Acq: 1 May 2018 2:33

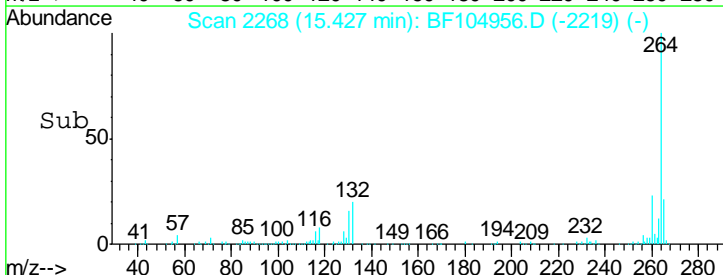
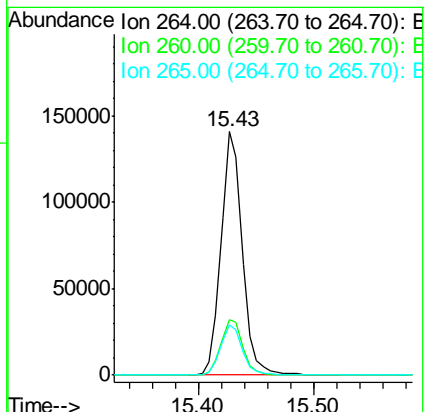
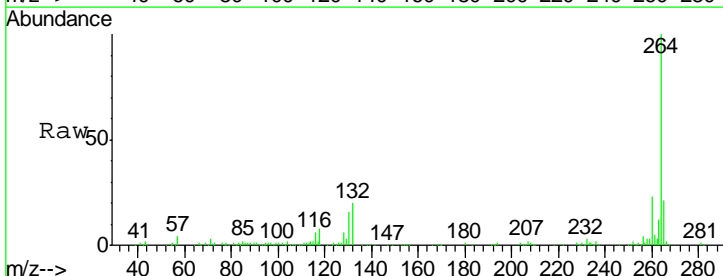
Instrument :  
 BNA\_F  
 ClientSampleId :  
 PB108668BSD

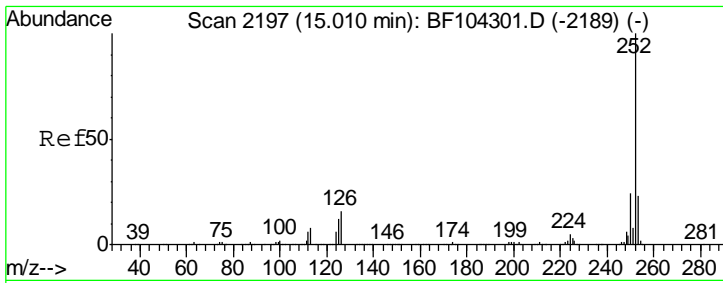
Tgt Ion	Resp	Lower	Upper
276	415383		
138	27.9	25.0	37.6
277	25.5	20.1	30.1



#86  
 Perylene-d12  
 Concen: 20.000 ng  
 RT: 15.43 min Scan# 2268  
 Delta R.T. -0.01 min  
 Lab File: BF104956.D  
 Acq: 1 May 2018 2:33

Tgt Ion	Resp	Lower	Upper
264	180378		
260	22.8	19.2	28.8
265	20.8	17.5	26.3

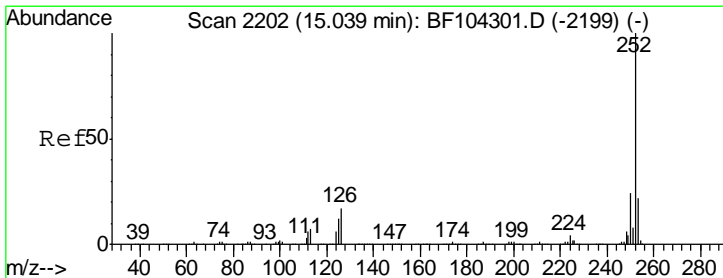
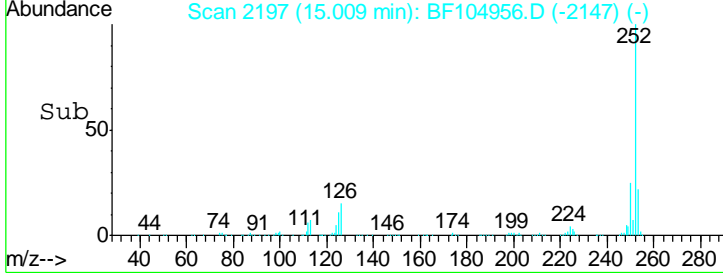
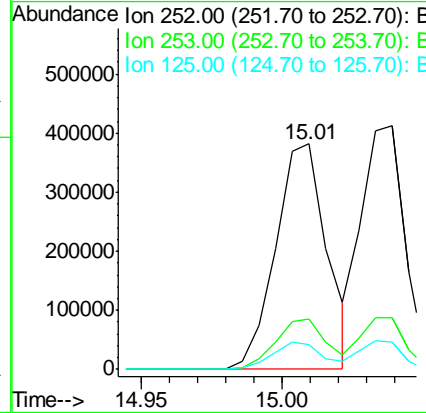
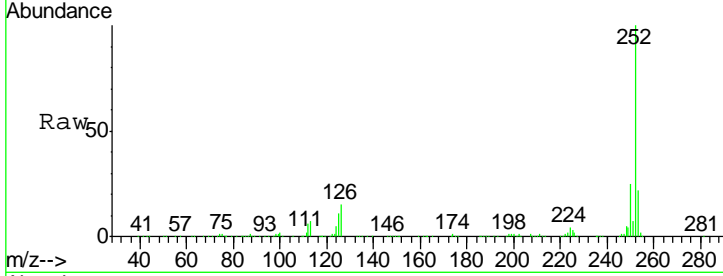




#87  
 Benzo(b)fluoranthene  
 Concen: 42.213 ng  
 RT: 15.01 min Scan# 2197  
 Delta R.T. -0.01 min  
 Lab File: BF104956.D  
 Acq: 1 May 2018 2:33

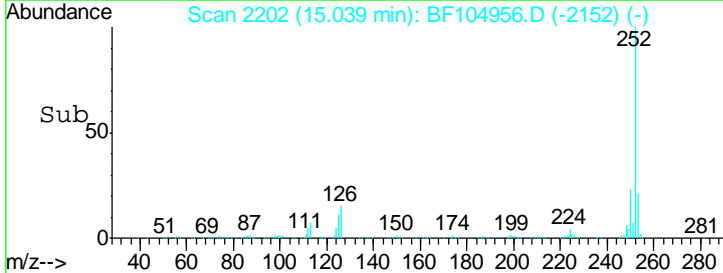
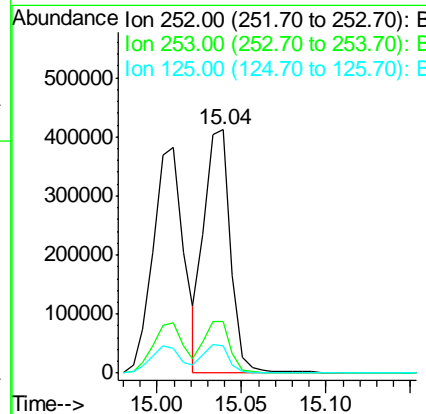
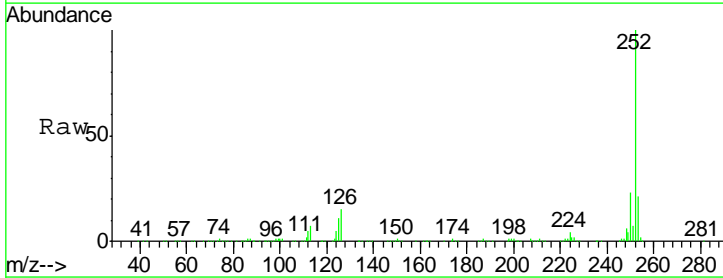
Instrument :  
 BNA\_F  
 ClientSampled :  
 PB108668BSD

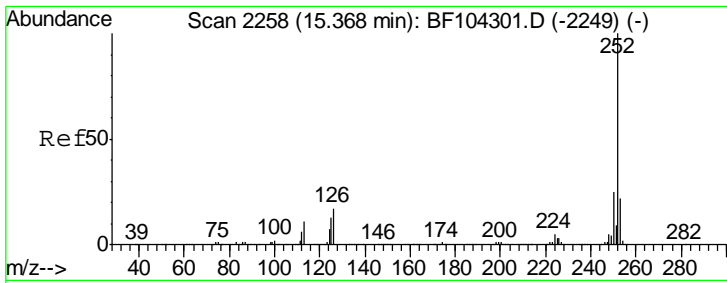
Tgt Ion	Resp	Lower	Upper
252	100		
253	22.1	17.0	25.6
125	11.2	9.0	13.6



#88  
 Benzo(k)fluoranthene  
 Concen: 41.446 ng  
 RT: 15.04 min Scan# 2202  
 Delta R.T. -0.01 min  
 Lab File: BF104956.D  
 Acq: 1 May 2018 2:33

Tgt Ion	Resp	Lower	Upper
252	100		
253	21.3	17.9	26.9
125	11.3	10.2	15.2

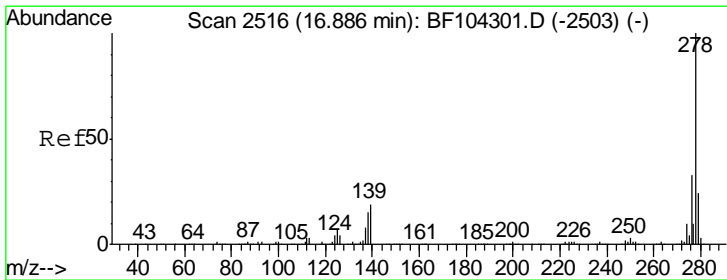
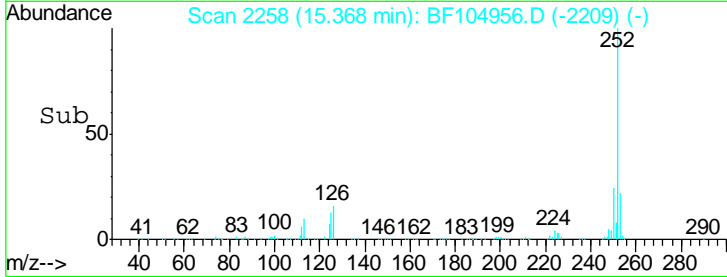
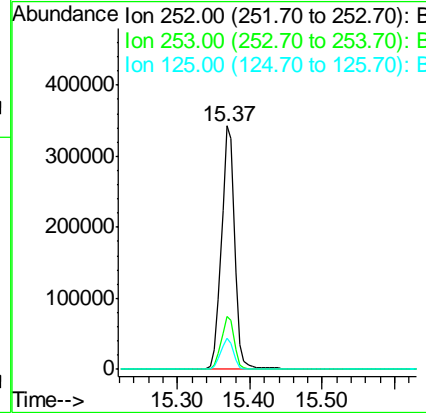
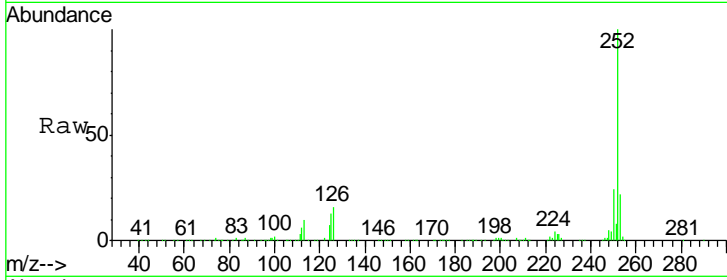




#89  
 Benzo(a)pyrene  
 Concen: 42.697 ng  
 RT: 15.37 min Scan# 2258  
 Delta R.T. -0.01 min  
 Lab File: BF104956.D  
 Acq: 1 May 2018 2:33

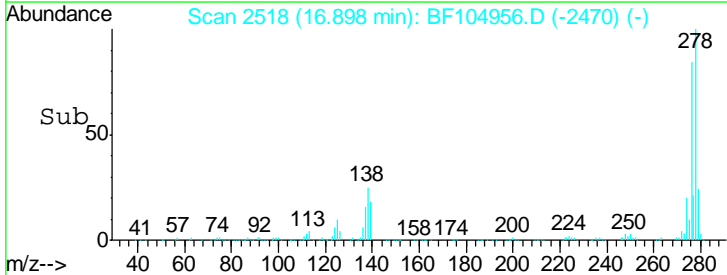
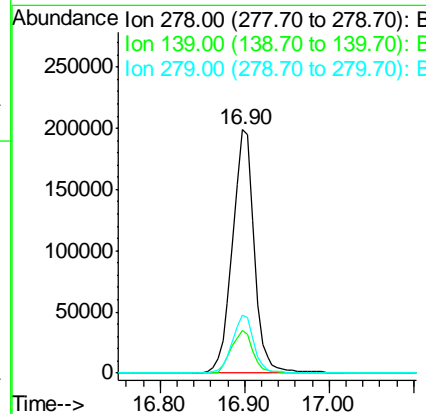
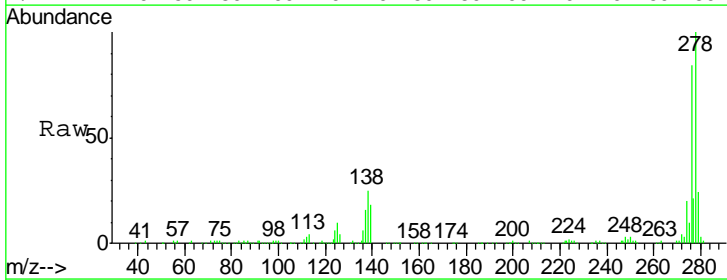
Instrument : BNA\_F  
 Client Sampled : PB108668BSD

Tgt Ion	Resp	Lower	Upper
252	435221		
253	21.7	17.1	25.7
125	12.7	9.8	14.6

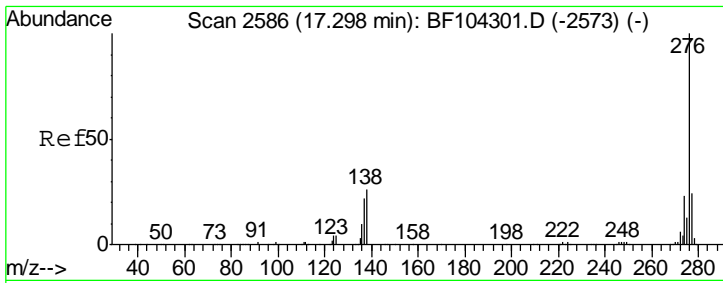


#90  
 Dibenzo(a,h)anthracene  
 Concen: 42.152 ng  
 RT: 16.90 min Scan# 2518  
 Delta R.T. -0.02 min  
 Lab File: BF104956.D  
 Acq: 1 May 2018 2:33

Tgt Ion	Resp	Lower	Upper
278	352887		
139	17.7	15.9	23.9
279	23.6	19.0	28.4







#91  
 Benzo(a,h,i)perylene  
 Concen: 41.786 ng  
 RT: 17.33 min Scan# 2592  
 Delta R.T. -0.02 min  
 Lab File: BF104956.D  
 Acq: 1 May 2018 2:33

Instrument :  
 BNA\_F  
 ClientSampleId :  
 PB108668BSD

Tot Ion	276	Resp	338923
Ion Ratio	Lower	Upper	
276	100		
277	23.7	17.9	26.9
138	23.4	21.8	32.8

