

Data Path : Z:\HPCHEM1\BNA_F\DATA\BF050218\
 Data File : BF105040.D
 Acq On : 2 May 2018 19:23
 Operator : JU/SJ
 Sample : PB108708BS
 Misc :
 ALS Vial : 22 Sample Multiplier: 1

Instrument :
 BNA_F
 ClientSampleId :
 PB108708BS

Quant Time: May 03 04:24:55 2018
 Quant Method : Z:\HPCHEM1\BNA_F\METHODS\8270-BF040618.M
 Quant Title : ASP BNA STANDARDS FOR 5 POINT CALIBRATION
 QLast Update : Wed May 02 17:25:18 2018
 Response via : Initial Calibration

Internal Standards	R.T.	QIon	Response	Conc	Units	Dev(Min)
1) 1,4-Dichlorobenzene-d4	6.79	152	83076	20.00	ng	0.00
21) Naphthalene-d8	8.07	136	347335	20.00	ng	0.00
38) Acenaphthene-d10	9.83	164	153980	20.00	ng	0.00
63) Phenanthrene-d10	11.32	188	255413	20.00	ng	0.00
75) Chrysene-d12	14.05	240	183843	20.00	ng	0.02
86) Perylene-d12	15.64	264	148157	20.00	ng	0.05

System Monitoring Compounds

5) 2-Fluorophenol	5.41	112	593126	109.17	ng	0.00
7) Phenol-d6	6.43	99	711081	106.52	ng	0.00
23) Nitrobenzene-d5	7.36	82	430387	80.91	ng	-0.01
41) 2,4,6-Tribromophenol	10.63	330	170362	106.66	ng	0.00
44) 2-Fluorobiphenyl	9.15	172	831269	85.28	ng	0.00
78) Terphenyl-d14	12.92	244	700425	86.86	ng	0.00

Target Compounds

Target Compounds	R.T.	QIon	Response	Conc	Units	Qvalue
2) 1,4-Dioxane	2.55	88	62194	24.567	ng	87
3) Pyridine	3.29	79	176069	24.736	ng	86
4) n-Nitrosodimethylamine	3.24	42	67599	27.169	ng	# 82
6) Aniline	6.46	93	89090	9.606	ng	# 88
8) 2-Chlorophenol	6.58	128	190280	33.181	ng	91
9) Benzaldehyde	6.34	77	59877	13.960	ng	99
10) Phenol	6.45	94	219018	30.921	ng	95
11) bis(2-Chloroethyl)ether	6.53	93	167074	29.559	ng	93
12) 1,3-Dichlorobenzene	6.73	146	198312	30.526	ng	98
13) 1,4-Dichlorobenzene	6.80	146	202614	31.287	ng	99
14) 1,2-Dichlorobenzene	6.96	146	190117	31.679	ng	99
15) Benzyl Alcohol	6.94	79	146809	28.955	ng	99
16) 2,2'-oxybis(1-Chloropropan	7.06	45	187516	24.703	ng	55
17) 2-Methylphenol	7.05	107	152073	30.508	ng	95
18) Hexachloroethane	7.30	117	60628	26.258	ng	94
19) n-Nitroso-di-n-propylamine	7.20	70	116349	26.672	ng	92
20) 3+4-Methylphenols	7.21	107	201752	32.634	ng	# 88
22) Acetophenone	7.20	105	253713	29.670	ng	# 97
24) Nitrobenzene	7.38	77	185781	31.634	ng	93
25) Isophorone	7.62	82	331333	29.456	ng	99
26) 2-Nitrophenol	7.69	139	90965	38.048	ng	95
27) 2,4-Dimethylphenol	7.73	122	165225	33.283	ng	99
28) bis(2-Chloroethoxy)methane	7.82	93	216296	31.451	ng	99
29) 2,4-Dichlorophenol	7.94	162	156967	33.139	ng	98
30) 1,2,4-Trichlorobenzene	8.02	180	161165	31.004	ng	99
31) Naphthalene	8.10	128	536121	30.998	ng	99
32) Benzoic acid	7.86	122	68880	17.390	ng	96
33) 4-Chloroaniline	8.15	127	46704	6.303	ng	96
34) Hexachlorobutadiene	8.20	225	87832	30.848	ng	99
35) Caprolactam	8.52	113	48239	29.194	ng	# 73
36) 4-Chloro-3-methylphenol	8.64	107	162947	32.083	ng	99
37) 2-Methylnaphthalene	8.79	142	356267	31.845	ng	99
39) 1,2,4,5-Tetrachlorobenzene	8.96	216	152414	34.578	ng	98
40) Hexachlorocyclopentadiene	8.93	237	9186	3.723	ng	96

Data Path : Z:\HPCHEM1\BNA_F\DATA\BF050218\
 Data File : BF105040.D
 Acq On : 2 May 2018 19:23
 Operator : JU/SJ
 Sample : PB108708BS
 Misc :
 ALS Vial : 22 Sample Multiplier: 1

Instrument :
 BNA_F
 ClientSampleId :
 PB108708BS

Quant Time: May 03 04:24:55 2018
 Quant Method : Z:\HPCHEM1\BNA_F\METHODS\8270-BF040618.M
 Quant Title : ASP BNA STANDARDS FOR 5 POINT CALIBRATION
 QLast Update : Wed May 02 17:25:18 2018
 Response via : Initial Calibration

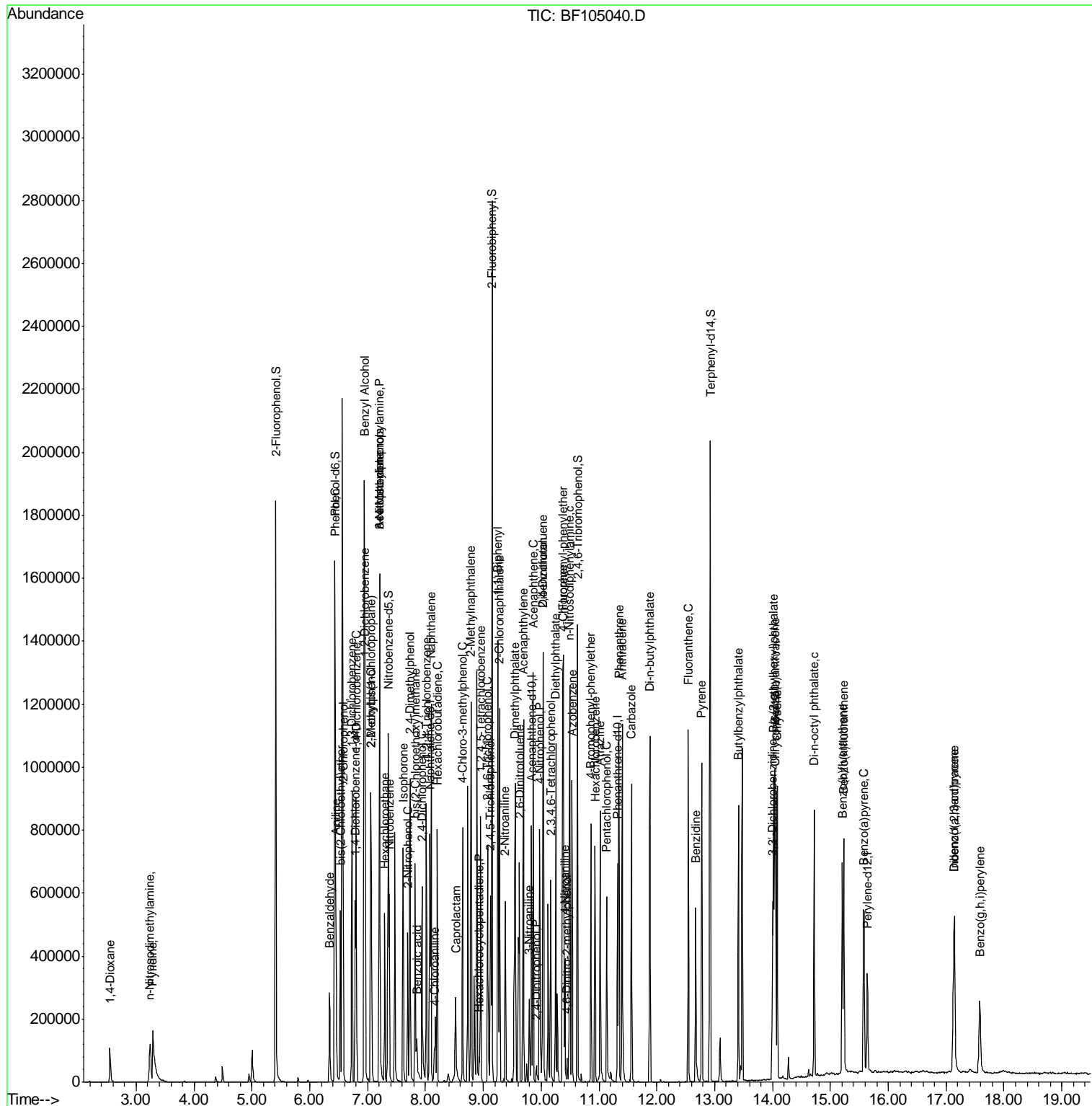
Internal Standards	R.T.	QIon	Response	Conc	Units	Dev(Min)
42) 2,4,6-Trichlorophenol	9.07	196	99035	32.366	ng	98
43) 2,4,5-Trichlorophenol	9.12	196	107716	31.459	ng	93
45) 1,1'-Biphenyl	9.25	154	422075	32.629	ng	99
46) 2-Chloronaphthalene	9.28	162	324054	31.716	ng	99
47) 2-Nitroaniline	9.38	65	92774	36.717	ng	95
48) Acenaphthylene	9.69	152	484846	30.245	ng	99
49) Dimethylphthalate	9.55	163	389488	32.076	ng	100
50) 2,6-Dinitrotoluene	9.62	165	81185	36.133	ng	96
51) Acenaphthene	9.86	154	284098	29.046	ng	99
52) 3-Nitroaniline	9.79	138	43837	16.666	ng	96
53) 2,4-Dinitrophenol	9.92	184	10942	20.992	ng	# 23
54) Dibenzofuran	10.04	168	424134	31.116	ng	99
55) 4-Nitrophenol	9.97	139	100171	48.480	ng	96
56) 2,4-Dinitrotoluene	10.03	165	99922	33.904	ng	98
57) Fluorene	10.38	166	334845	33.750	ng	98
58) 2,3,4,6-Tetrachlorophenol	10.16	232	76546	29.965	ng	94
59) Diethylphthalate	10.25	149	378408	31.291	ng	99
60) 4-Chlorophenyl-phenylether	10.37	204	161554	36.563	ng	99
61) 4-Nitroaniline	10.41	138	72880	28.337	ng	97
62) Azobenzene	10.53	77	320422	27.734	ng	94
64) 4,6-Dinitro-2-methylphenol	10.45	198	10678	14.617	ng	91
65) n-Nitrosodiphenylamine	10.49	169	298944	33.757	ng	99
66) 4-Bromophenyl-phenylether	10.86	248	93634	34.465	ng	90
67) Hexachlorobenzene	10.93	284	98049	32.074	ng	# 90
68) Atrazine	11.02	200	94292	35.274	ng	99
69) Pentachlorophenol	11.13	266	74636	39.465	ng	98
70) Phenanthrene	11.35	178	439436	30.894	ng	97
71) Anthracene	11.40	178	463184	32.035	ng	98
72) Carbazole	11.56	167	415131	29.382	ng	99
73) Di-n-butylphthalate	11.88	149	554243	32.113	ng	99
74) Fluoranthene	12.55	202	428067	28.805	ng	97
76) Benzidine	12.67	184	242253	38.446	ng	97
77) Pyrene	12.77	202	423128	31.051	ng	99
79) Butylbenzylphthalate	13.41	149	207437	32.311	ng	97
80) Benzo(a)anthracene	14.04	228	371885	33.860	ng	99
81) 3,3'-Dichlorobenzidine	14.00	252	125244	30.584	ng	96
82) Chrysene	14.08	228	352547	31.251	ng	98
83) Bis(2-ethylhexyl)phthalate	14.02	149	292330	35.401	ng	100
84) Di-n-octyl phthalate	14.72	149	486646	35.270	ng	# 93
85) Indeno(1,2,3-cd)pyrene	17.13	276	262562	27.398	ng	95
87) Benzo(b)fluoranthene	15.20	252	294705	31.495	ng	100
88) Benzo(k)fluoranthene	15.23	252	308404	34.910	ng	98
89) Benzo(a)pyrene	15.58	252	276228	32.992	ng	99
90) Dibenzo(a,h)anthracene	17.14	278	223006	32.431	ng	98
91) Benzo(g,h,i)perylene	17.58	276	208375	31.278	ng	95

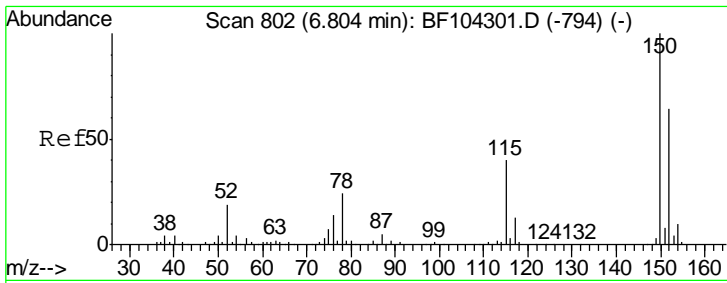
(#) = qualifier out of range (m) = manual integration (+) = signals summed

Data Path : Z:\HPCHEM1\BNA_F\DATA\BF050218\
 Data File : BF105040.D
 Acq On : 2 May 2018 19:23
 Operator : JU/SJ
 Sample : PB108708BS
 Misc :
 ALS Vial : 22 Sample Multiplier: 1

Instrument :
 BNA_F
 Client Sampled :
 PB108708BS

Quant Time: May 03 04:24:55 2018
 Quant Method : Z:\HPCHEM1\BNA_F\METHODS\8270-BF040618.M
 Quant Title : ASP BNA STANDARDS FOR 5 POINT CALIBRATION
 QLast Update : Wed May 02 17:25:18 2018
 Response via : Initial Calibration

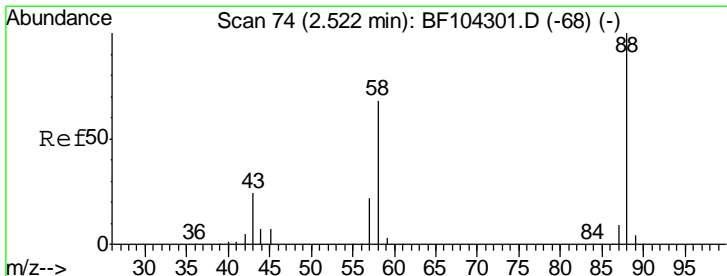
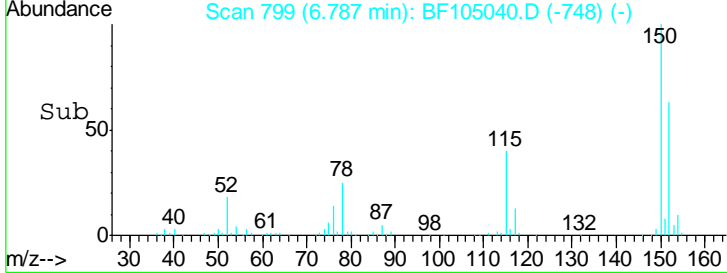
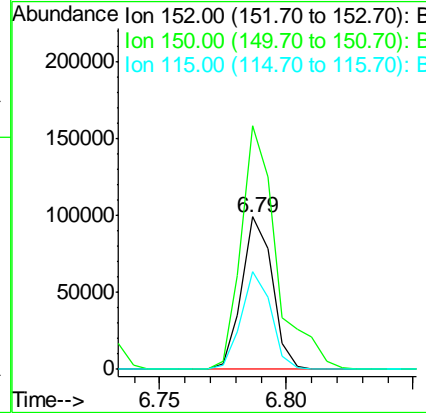
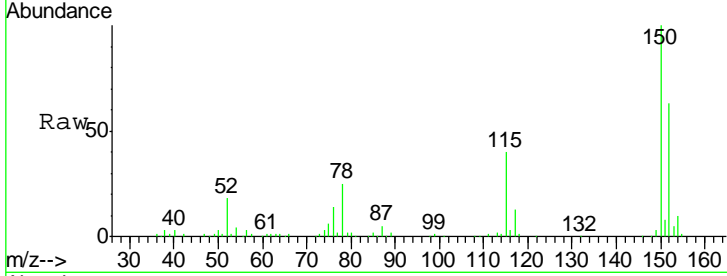




#1
 1,4-Dichlorobenzene-d4
 Concen: 20.000 ng
 RT: 6.79 min Scan# 799
 Delta R.T. 0.00 min
 Lab File: BF105040.D
 Acq: 2 May 2018 19:23

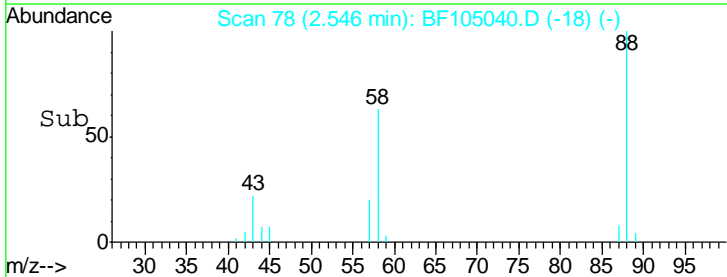
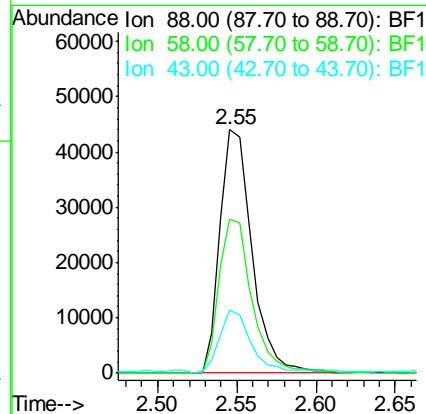
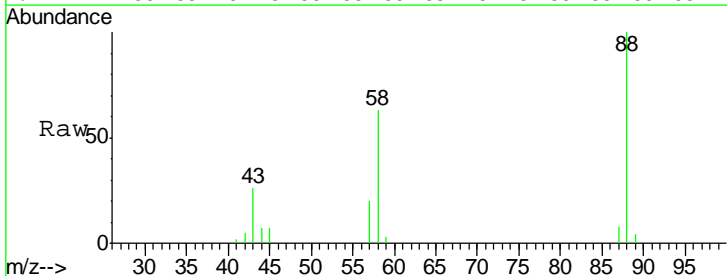
Instrument :
 BNA_F
 ClientSampleId :
 PB108708BS

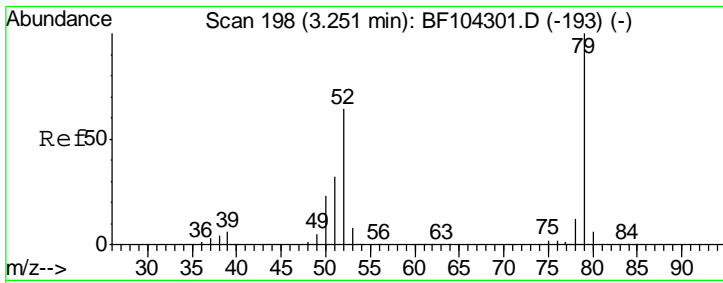
Tgt Ion	Resp	Lower	Upper
152	83076		
150	159.9	124.6	186.8
115	64.3	50.1	75.1



#2
 1,4-Dioxane
 Concen: 24.567 ng
 RT: 2.55 min Scan# 78
 Delta R.T. 0.05 min
 Lab File: BF105040.D
 Acq: 2 May 2018 19:23

Tgt Ion	Resp	Lower	Upper
88	62194		
58	64.7	62.6	93.8
43	27.5	24.6	37.0

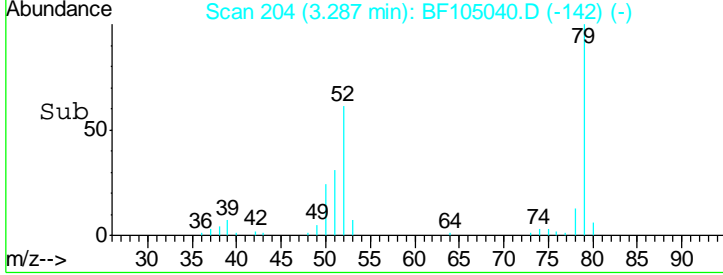
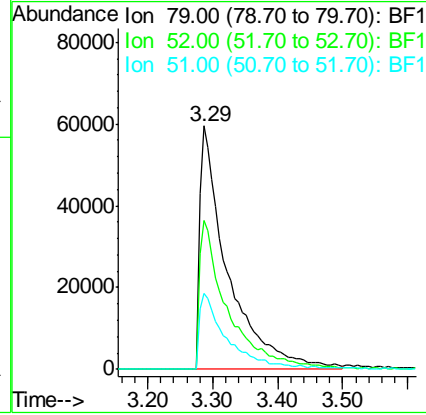
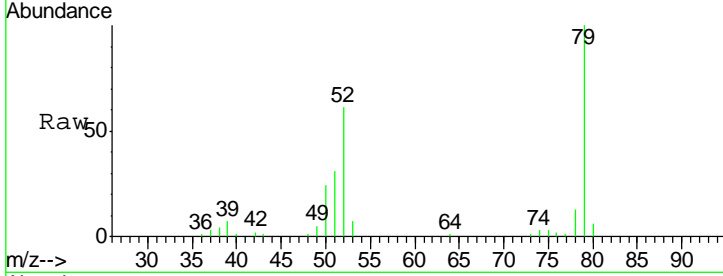




#3
 Pyridine
 Concen: 24.736 ng
 RT: 3.29 min Scan# 204
 Delta R.T. 0.06 min
 Lab File: BF105040.D
 Acq: 2 May 2018 19:23

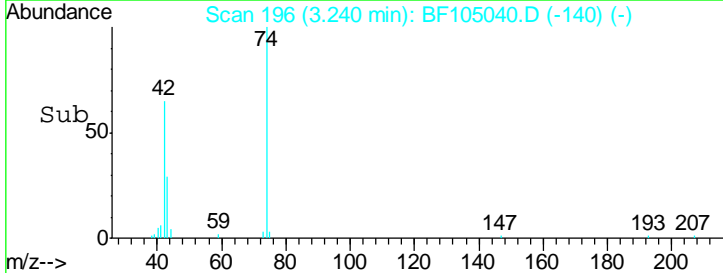
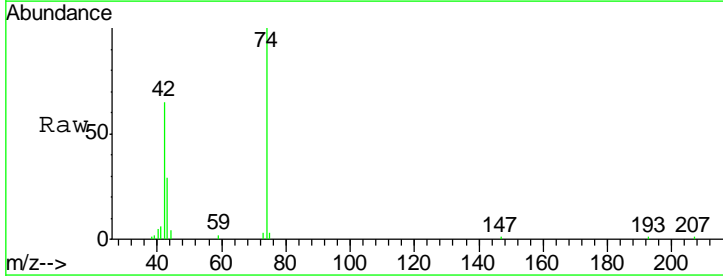
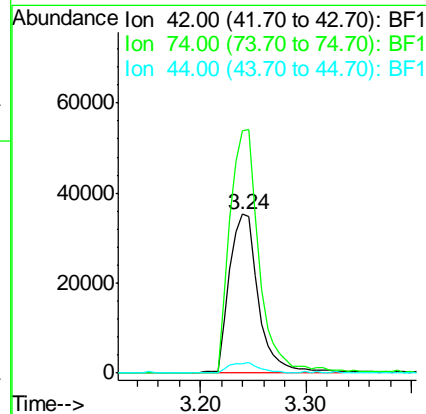
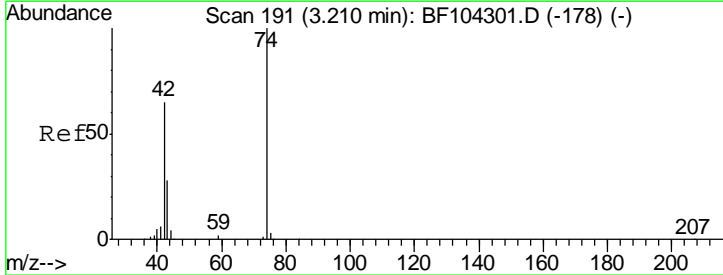
Instrument :
 BNA_F
 ClientSampleID :
 PB108708BS

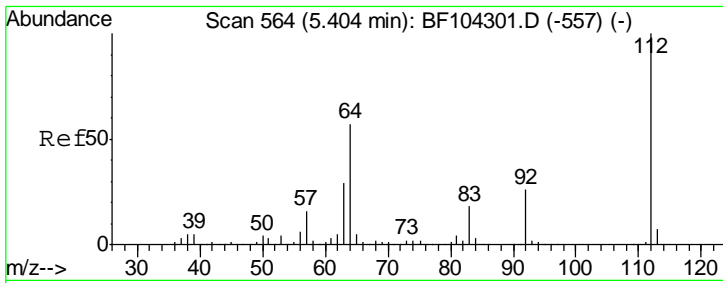
Tgt Ion	Resp	Lower	Upper
79	176069		
52	61.1	59.8	89.6
51	31.1	29.8	44.8



#4
 n-Nitrosodimethylamine
 Concen: 27.169 ng
 RT: 3.24 min Scan# 196
 Delta R.T. 0.03 min
 Lab File: BF105040.D
 Acq: 2 May 2018 19:23

Tgt Ion	Resp	Lower	Upper
42	67599		
74	152.8	104.9	157.3
44	6.2	6.9	10.3#

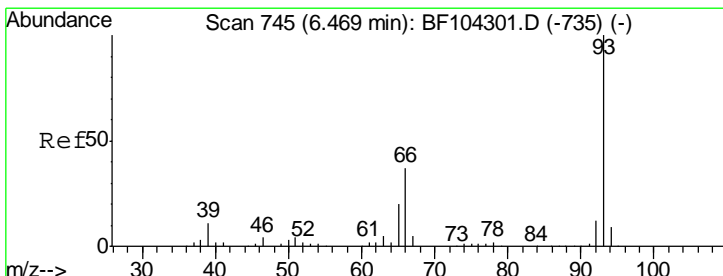
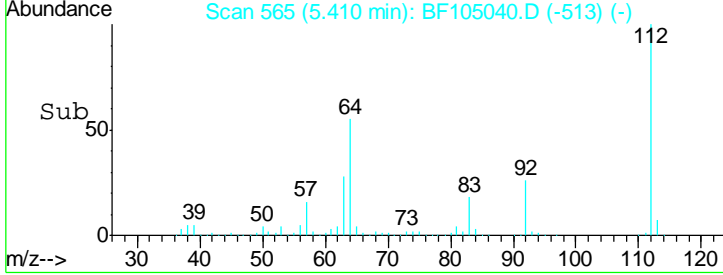
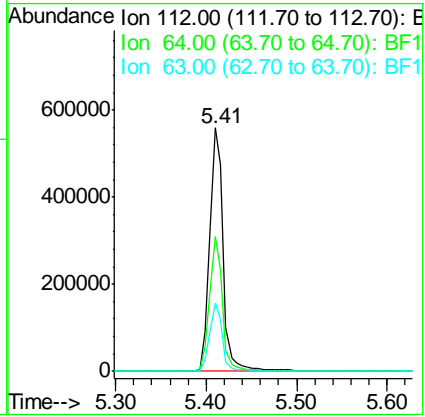
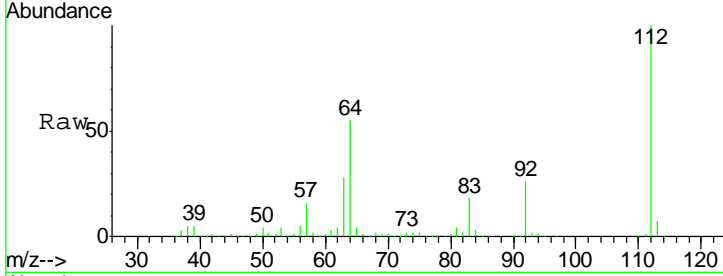




#5
 2-Fluorophenol
 Concen: 109.168 ng
 RT: 5.41 min Scan# 565
 Delta R.T. 0.01 min
 Lab File: BF105040.D
 Acq: 2 May 2018 19:23

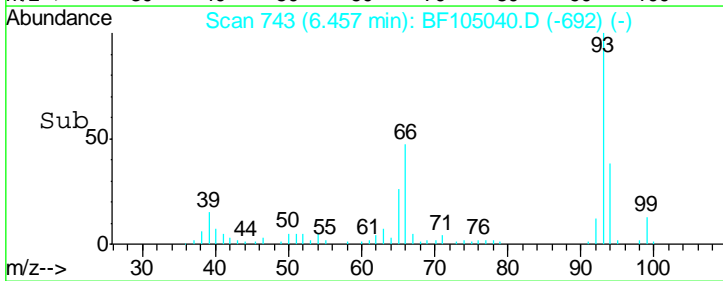
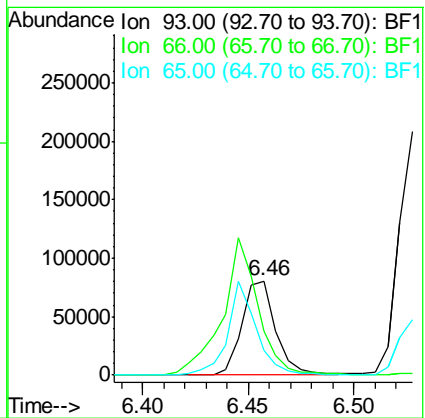
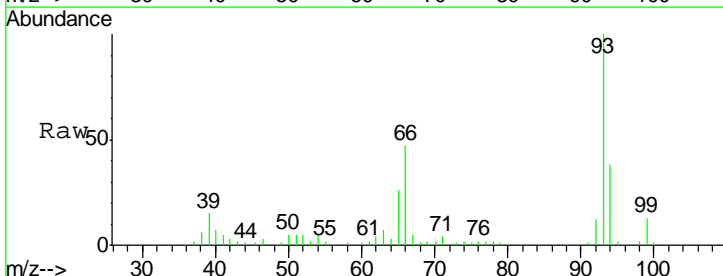
Instrument :
 BNA_F
ClientSampled :
 PB108708BS

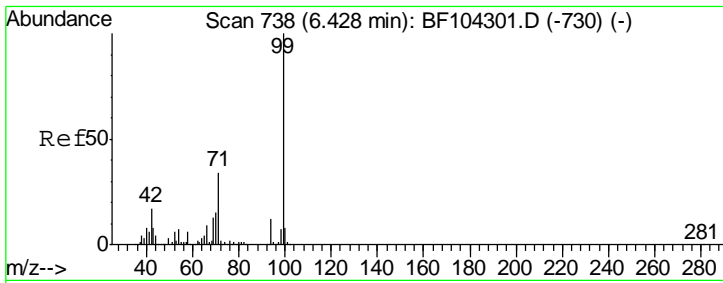
Tgt Ion	Resp	Lower	Upper
112	100		
64	55.3	47.9	71.9
63	28.0	23.7	35.5



#6
 Aniline
 Concen: 9.606 ng
 RT: 6.46 min Scan# 743
 Delta R.T. 0.00 min
 Lab File: BF105040.D
 Acq: 2 May 2018 19:23

Tgt Ion	Resp	Lower	Upper
93	100		
66	47.4	32.2	48.2
65	25.7	16.4	24.6#

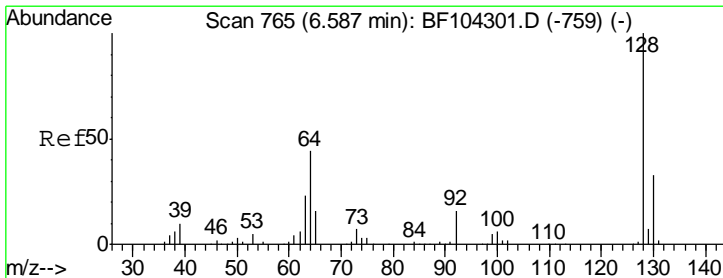
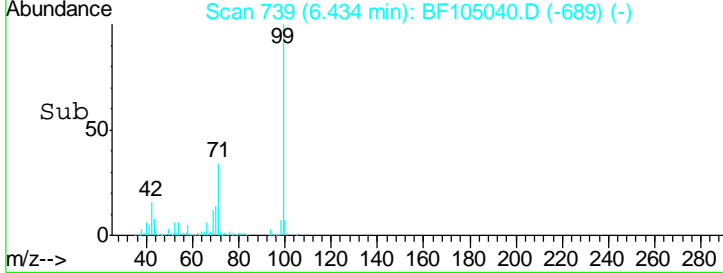
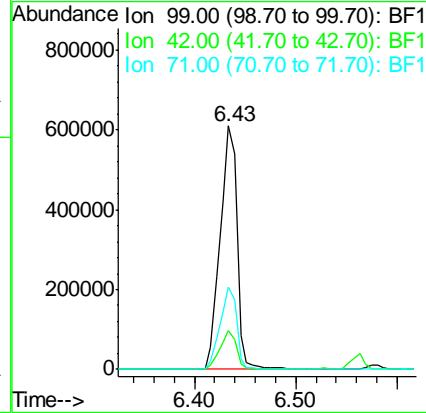
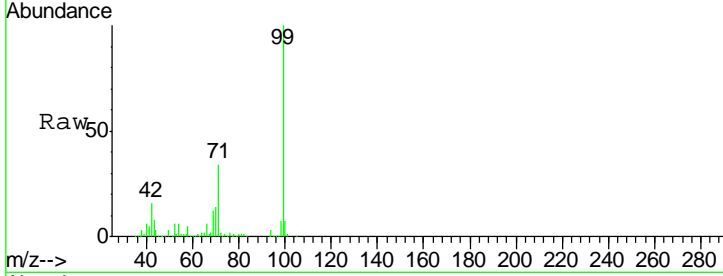




#7
 Phenol-d6
 Concen: 106.520 ng
 RT: 6.43 min Scan# 739
 Delta R.T. -0.01 min
 Lab File: BF105040.D
 Acq: 2 May 2018 19:23

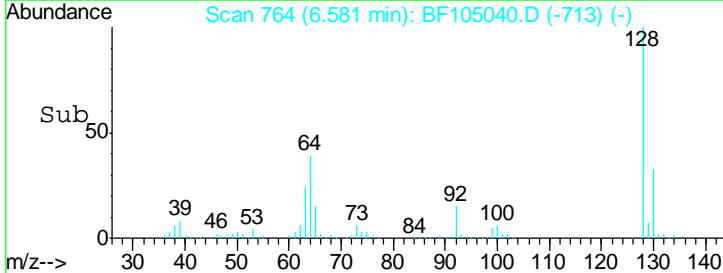
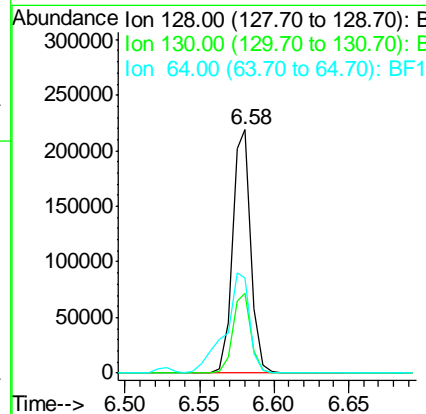
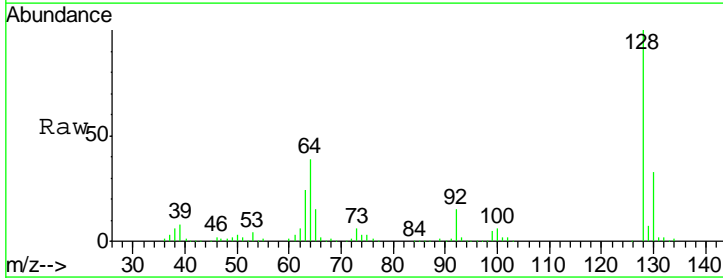
Instrument :
 BNA_F
ClientSampleId :
 PB108708BS

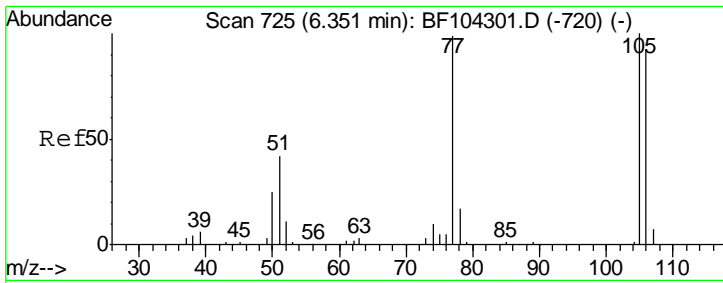
Tgt Ion	Resp	Lower	Upper
99	100		
42	16.0	14.5	21.7
71	34.1	25.4	38.0



#8
 2-Chlorophenol
 Concen: 33.181 ng
 RT: 6.58 min Scan# 764
 Delta R.T. 0.00 min
 Lab File: BF105040.D
 Acq: 2 May 2018 19:23

Tgt Ion	Resp	Lower	Upper
128	100		
130	32.8	13.0	53.0
64	39.1	29.4	69.4

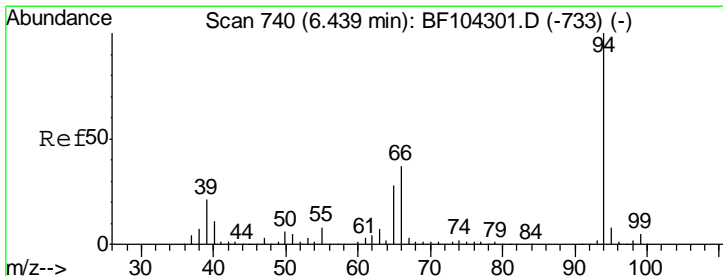
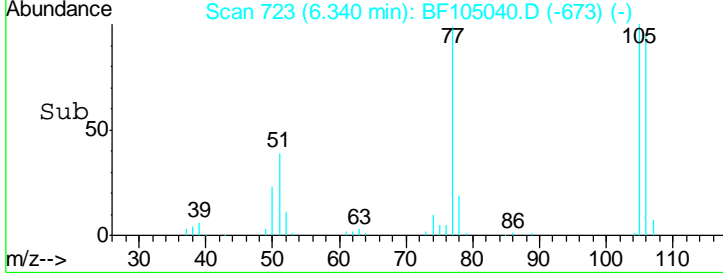
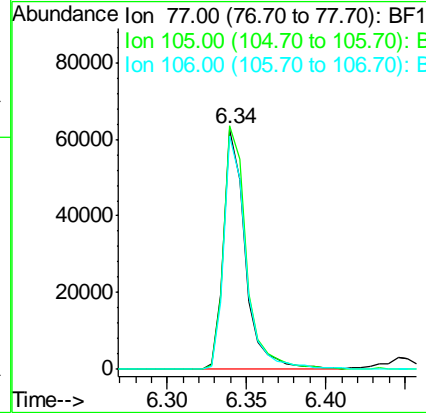
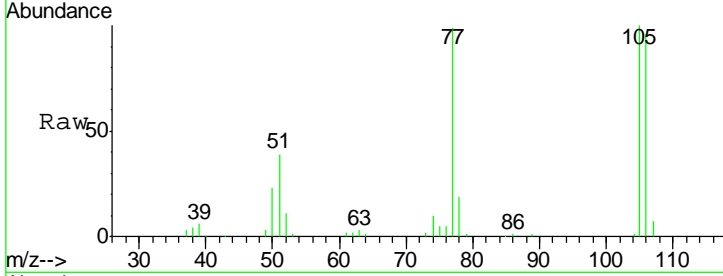




#9
Benzaldehyde
Concen: 13.960 ng
RT: 6.34 min Scan# 723
Delta R.T. -0.01 min
Lab File: BF105040.D
Acq: 2 May 2018 19:23

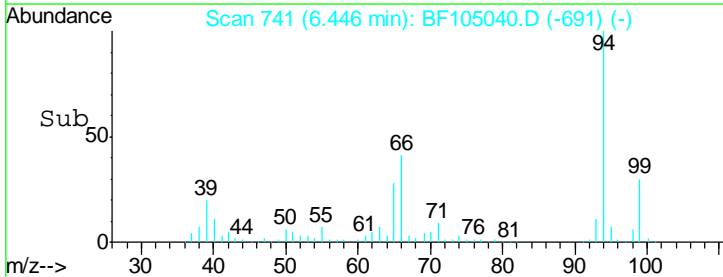
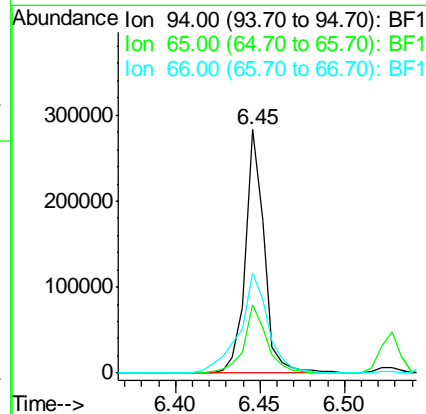
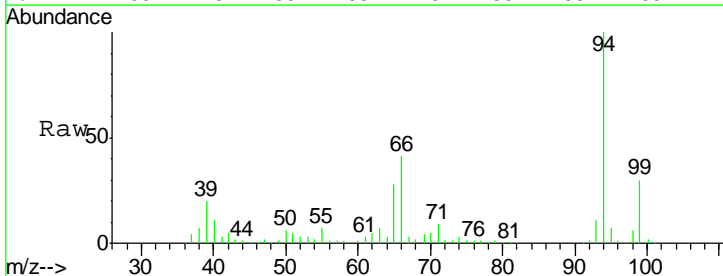
Instrument :
BNA_F
ClientSampled :
PB108708BS

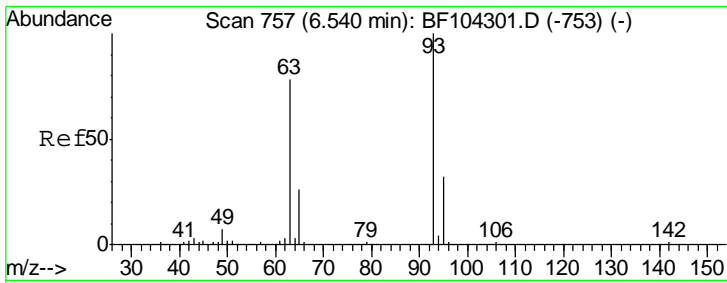
Tgt Ion	Resp	Lower	Upper
77	100		
105	101.3	81.1	121.1
106	97.2	74.5	114.5



#10
Phenol
Concen: 30.921 ng
RT: 6.45 min Scan# 741
Delta R.T. -0.01 min
Lab File: BF105040.D
Acq: 2 May 2018 19:23

Tgt Ion	Resp	Lower	Upper
94	100		
65	28.3	7.9	47.9
66	41.4	16.2	56.2

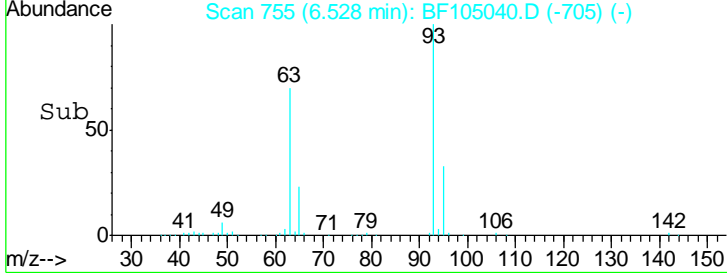
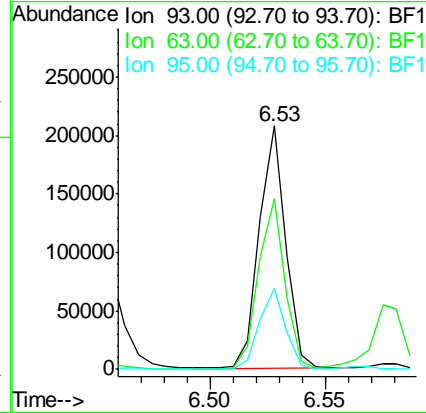
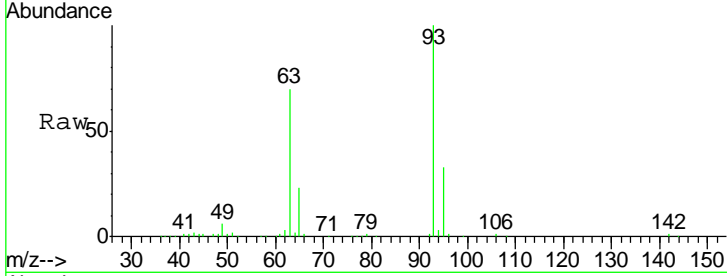




#11
 bis(2-Chloroethyl)ether
 Concen: 29.559 ng
 RT: 6.53 min Scan# 755
 Delta R.T. -0.01 min
 Lab File: BF105040.D
 Acq: 2 May 2018 19:23

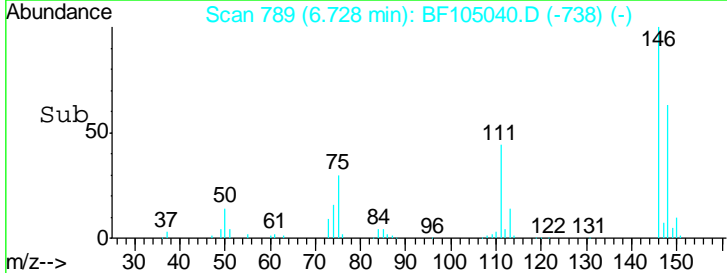
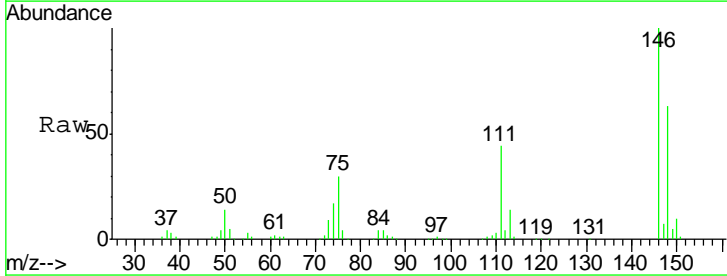
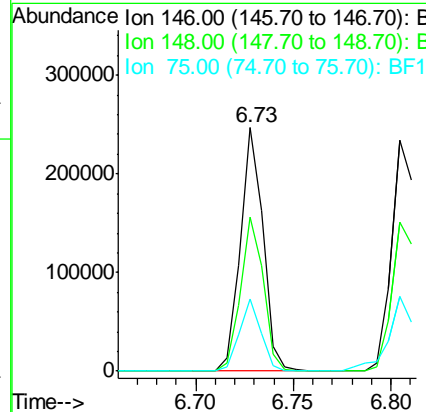
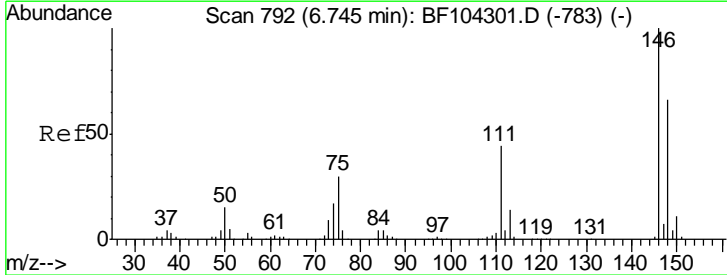
Instrument :
 BNA_F
ClientSampled :
 PB108708BS

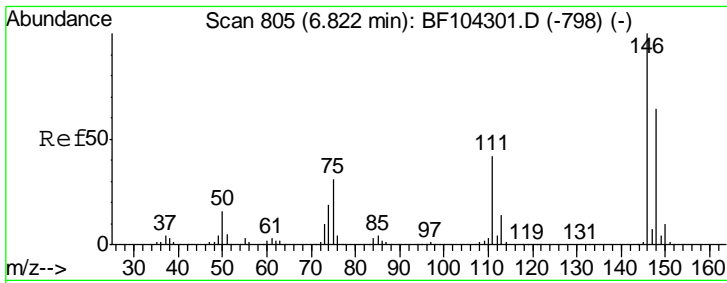
Tgt Ion	Resp	Lower	Upper
93	167074		
93	100		
63	70.3	58.6	98.6
95	33.1	11.8	51.8



#12
 1,3-Dichlorobenzene
 Concen: 30.526 ng
 RT: 6.73 min Scan# 789
 Delta R.T. 0.00 min
 Lab File: BF105040.D
 Acq: 2 May 2018 19:23

Tgt Ion	Resp	Lower	Upper
146	198312		
146	100		
148	63.2	51.8	77.8
75	29.9	24.2	36.4

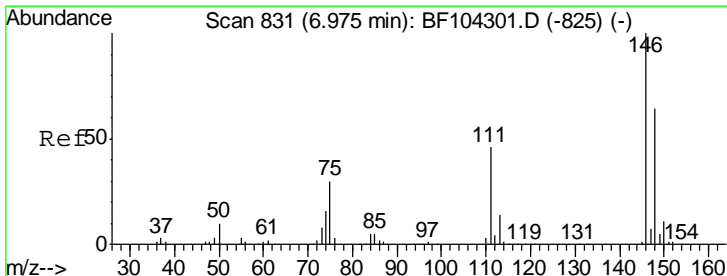
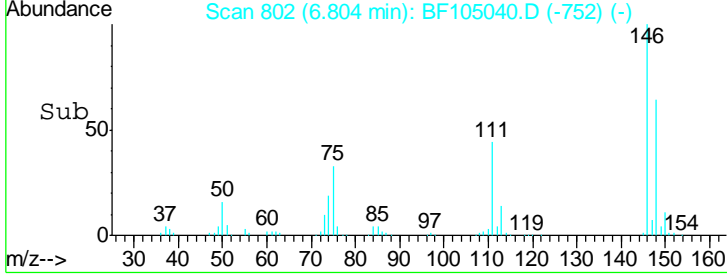
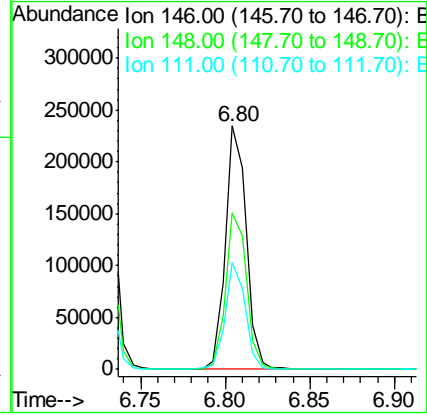
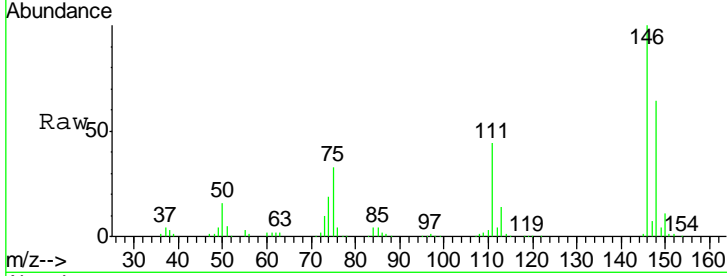




#13
 1,4-Dichlorobenzene
 Concen: 31.287 ng
 RT: 6.80 min Scan# 802
 Delta R.T. -0.01 min
 Lab File: BF105040.D
 Acq: 2 May 2018 19:23

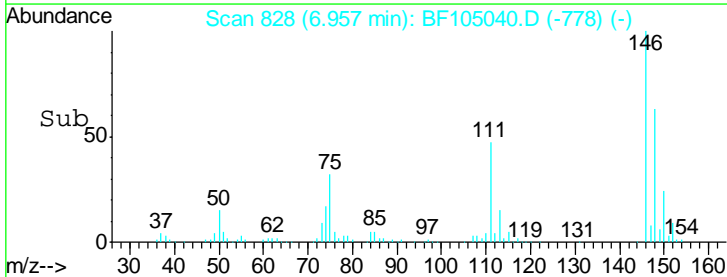
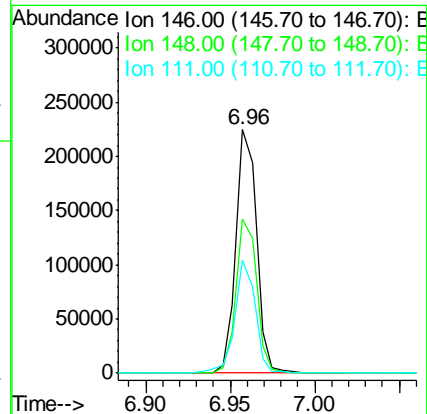
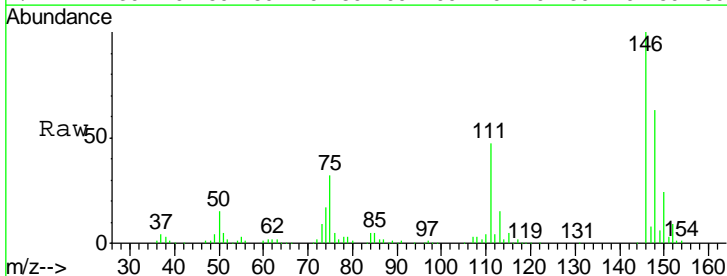
Instrument :
 BNA_F
 ClientSampleID :
 PB108708BS

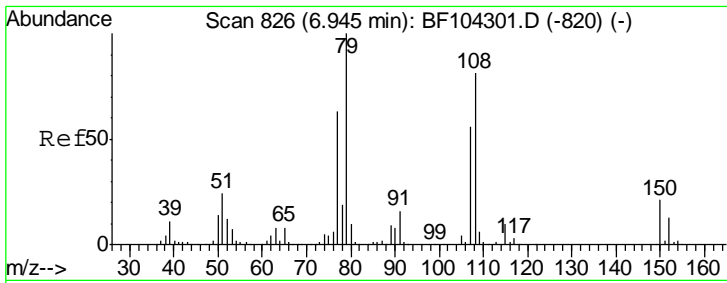
Tgt Ion	Resp	Lower	Upper
146	202614		
148	64.3	50.8	76.2
111	44.0	34.2	51.2



#14
 1,2-Dichlorobenzene
 Concen: 31.679 ng
 RT: 6.96 min Scan# 828
 Delta R.T. -0.01 min
 Lab File: BF105040.D
 Acq: 2 May 2018 19:23

Tgt Ion	Resp	Lower	Upper
146	190117		
148	63.4	50.6	75.8
111	46.7	36.0	54.0

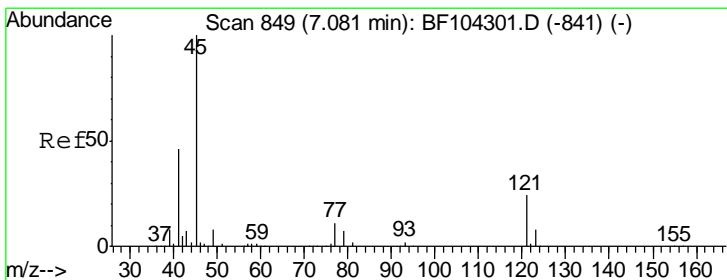
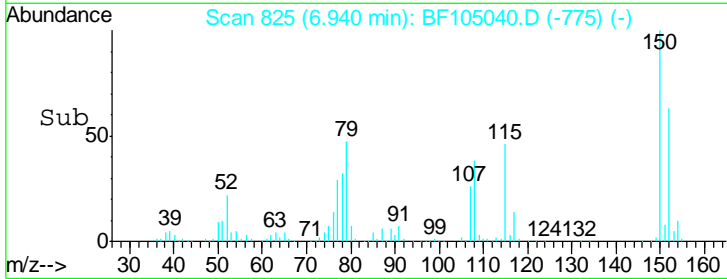
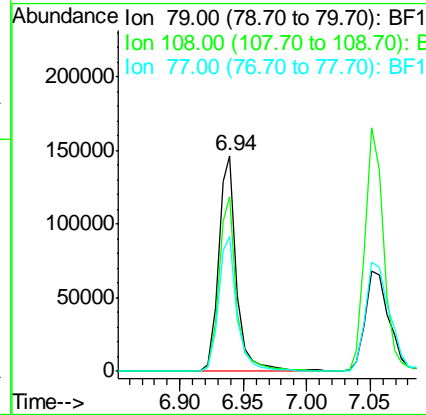
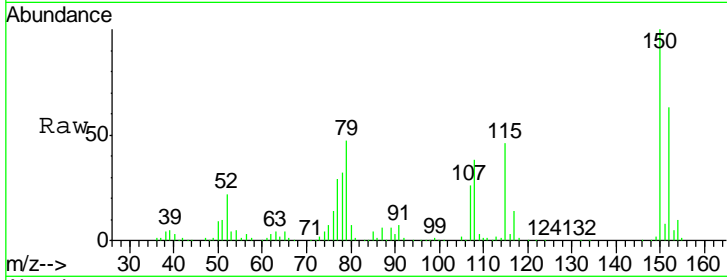




#15
 Benzyl Alcohol
 Concen: 28.955 ng
 RT: 6.94 min Scan# 825
 Delta R.T. -0.01 min
 Lab File: BF105040.D
 Acq: 2 May 2018 19:23

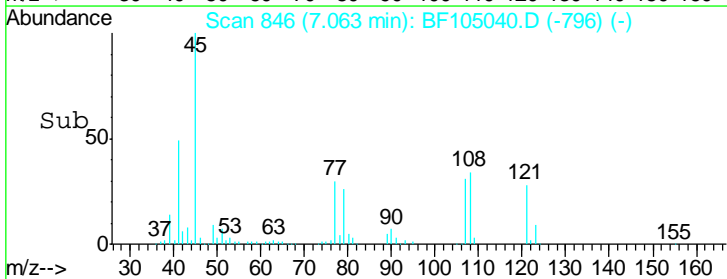
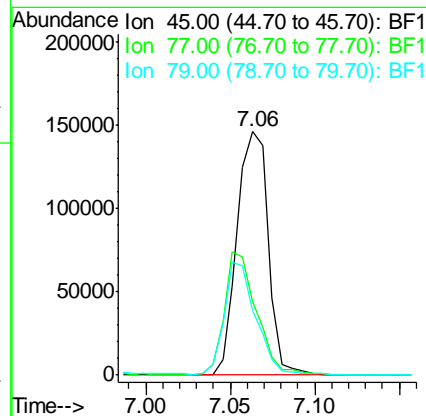
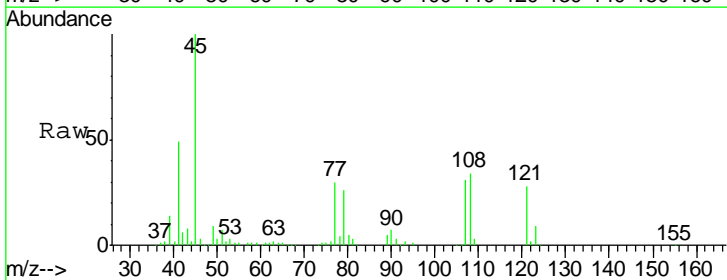
Instrument :
 BNA_F
 ClientSampleID :
 PB108708BS

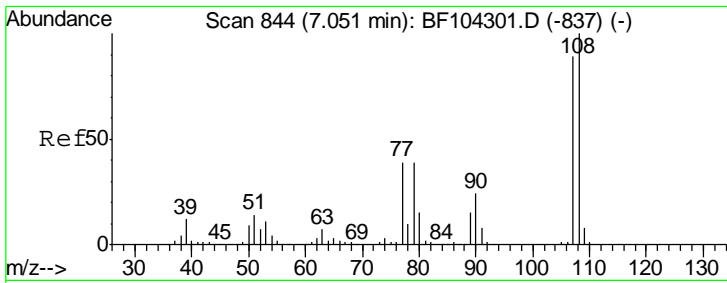
Tgt Ion	Resp	Lower	Upper
79	146809		
108	80.8	65.1	97.7
77	62.7	50.6	75.8



#16
 2,2'-oxybis(1-Chloropropane)
 Concen: 24.703 ng
 RT: 7.06 min Scan# 846
 Delta R.T. -0.01 min
 Lab File: BF105040.D
 Acq: 2 May 2018 19:23

Tgt Ion	Resp	Lower	Upper
45	187516		
77	30.3	0.0	32.9
79	26.3	0.0	29.6

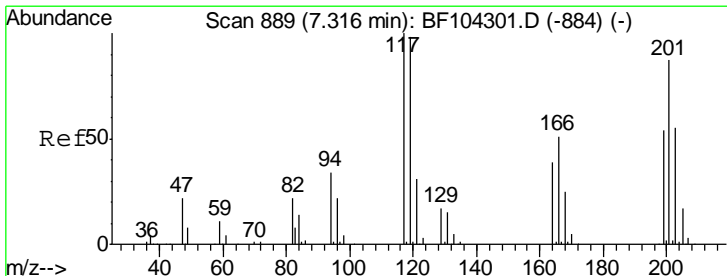
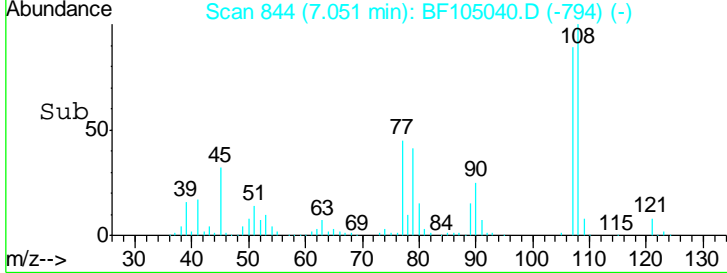
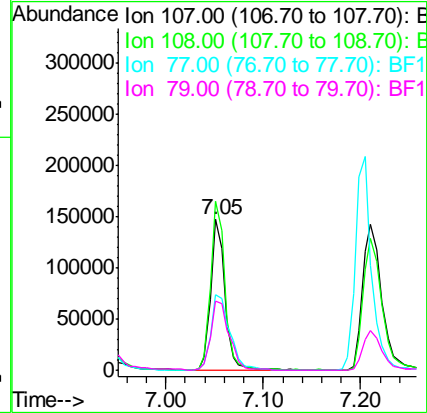
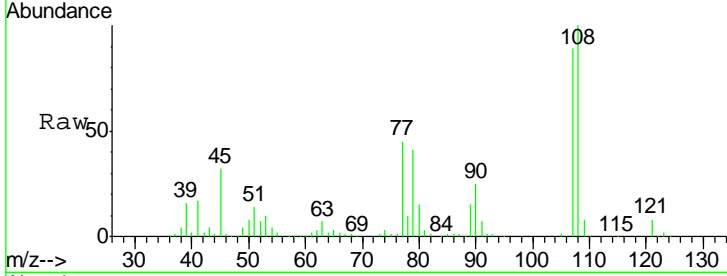




#17
 2-Methylphenol
 Concen: 30.508 ng
 RT: 7.05 min Scan# 844
 Delta R.T. -0.01 min
 Lab File: BF105040.D
 Acq: 2 May 2018 19:23

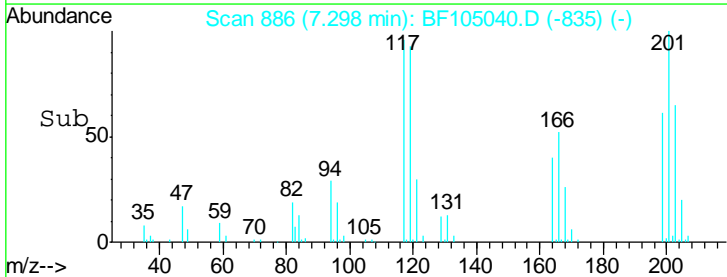
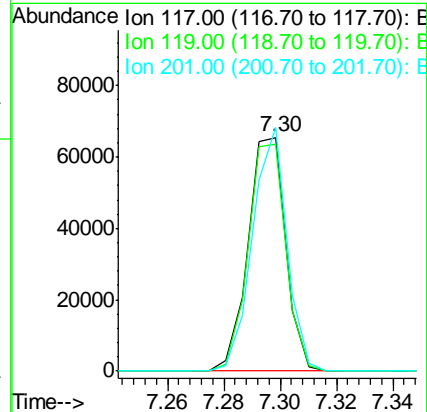
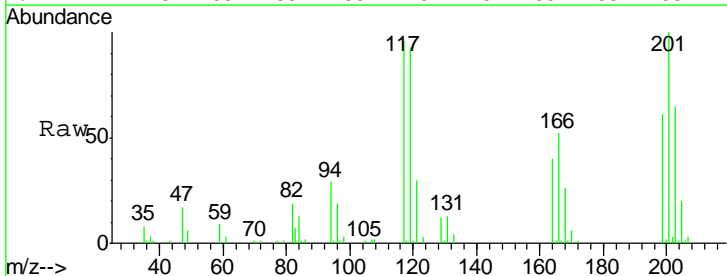
Instrument :
 BNA_F
 ClientSampleID :
 PB108708BS

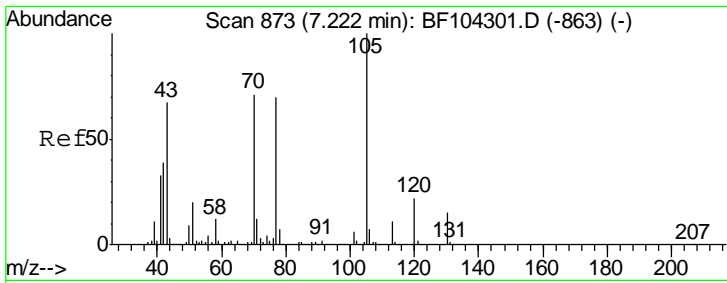
Tgt Ion	Resp	Lower	Upper
107	100		
108	112.1	91.7	137.5
77	50.2	33.8	50.8
79	46.0	33.8	50.8



#18
 Hexachloroethane
 Concen: 26.258 ng
 RT: 7.30 min Scan# 886
 Delta R.T. 0.00 min
 Lab File: BF105040.D
 Acq: 2 May 2018 19:23

Tgt Ion	Resp	Lower	Upper
117	100		
119	96.8	75.8	113.8
201	104.1	75.7	113.5

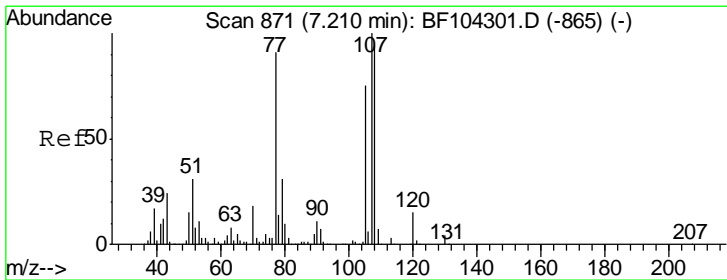
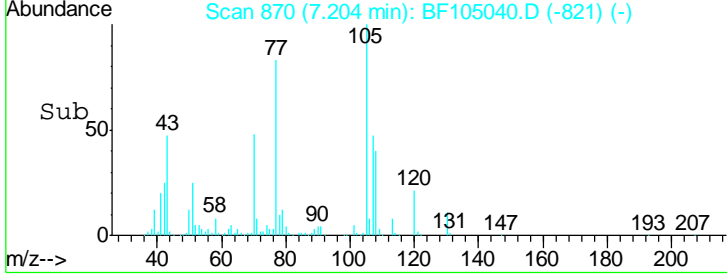
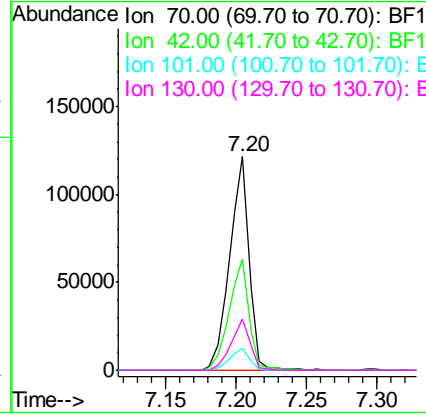
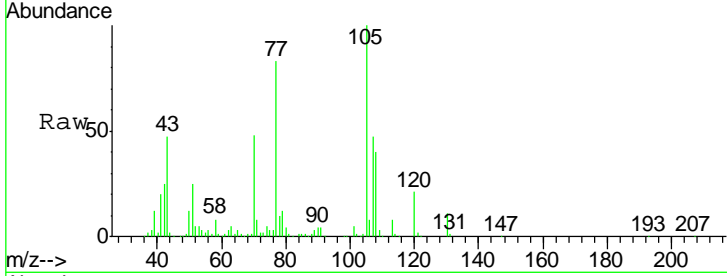




#19
 n-Nitroso-di-n-propylamine
 Concen: 26.672 ng
 RT: 7.20 min Scan# 870
 Delta R.T. -0.01 min
 Lab File: BF105040.D
 Acq: 2 May 2018 19:23

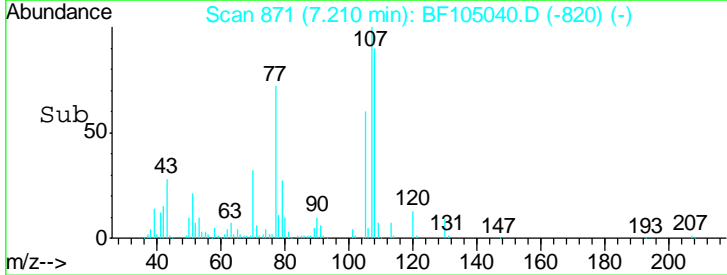
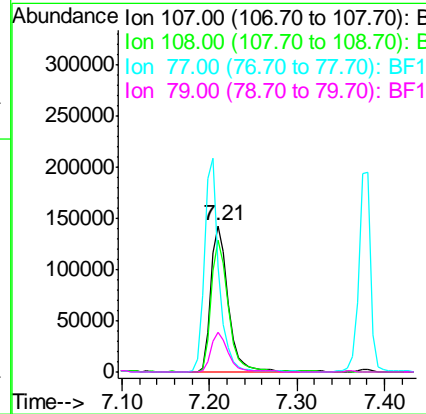
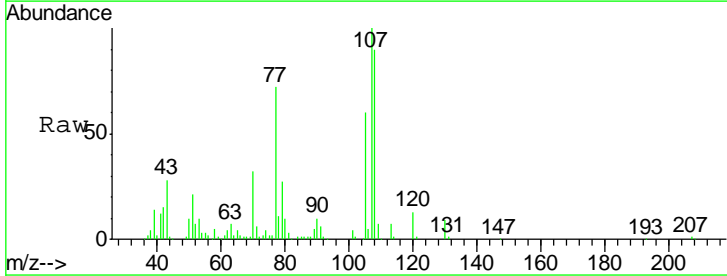
Instrument :
 BNA_F
ClientSampled :
 PB108708BS

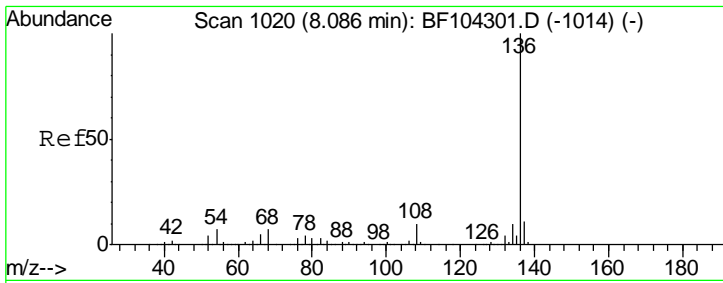
Tgt Ion	Resp	Lower	Upper
70	116349		
42	52.4	47.5	71.3
101	10.0	7.4	11.2
130	23.7	16.6	25.0



#20
 3+4-Methylphenols
 Concen: 32.634 ng
 RT: 7.21 min Scan# 871
 Delta R.T. 0.00 min
 Lab File: BF105040.D
 Acq: 2 May 2018 19:23

Tgt Ion	Resp	Lower	Upper
107	201752		
108	90.4	68.2	108.2
77	71.5	26.7	66.7#
79	27.4	6.3	46.3

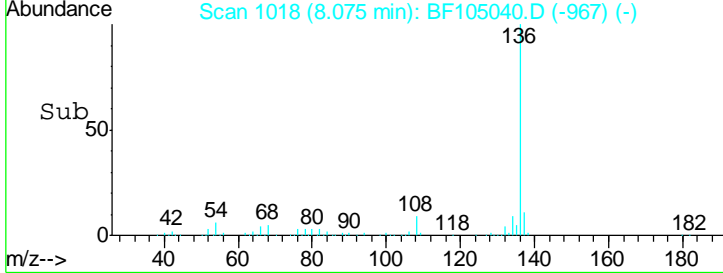
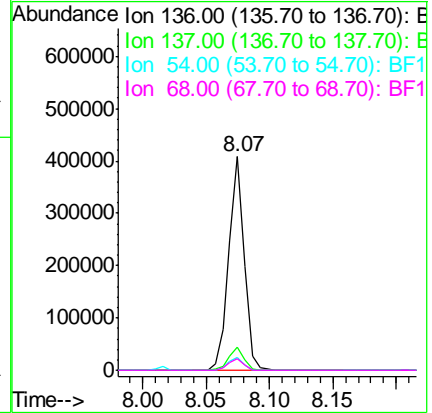
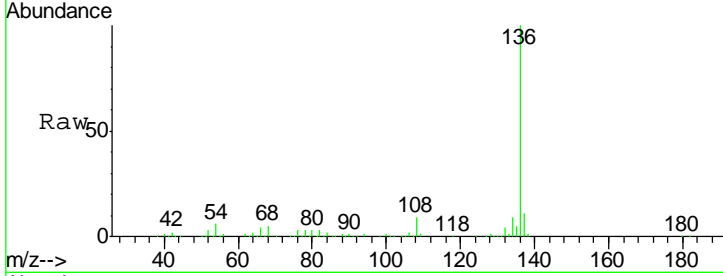




#21
 Naphthalene-d8
 Concen: 20.000 ng
 RT: 8.07 min Scan# 1018
 Delta R.T. 0.00 min
 Lab File: BF105040.D
 Acq: 2 May 2018 19:23

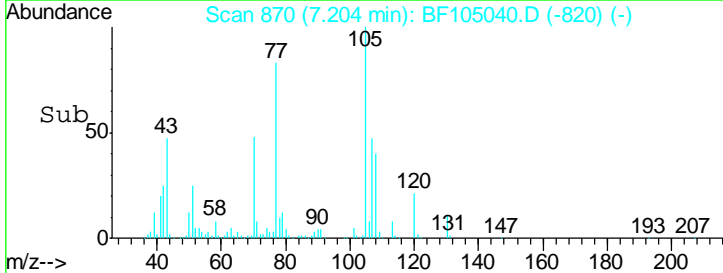
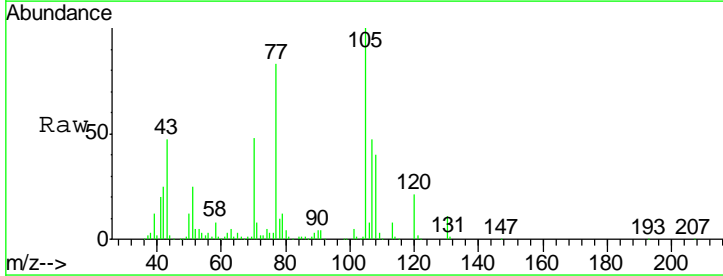
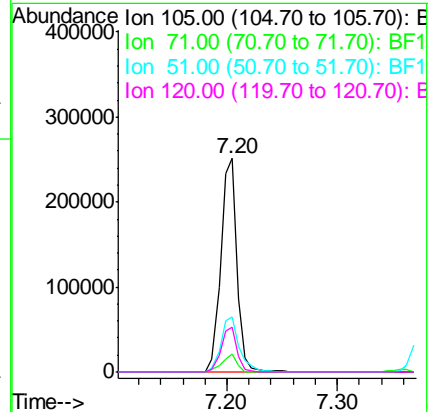
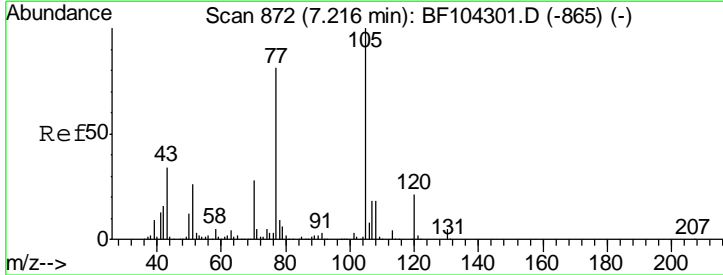
Instrument :
 BNA_F
ClientSampled :
 PB108708BS

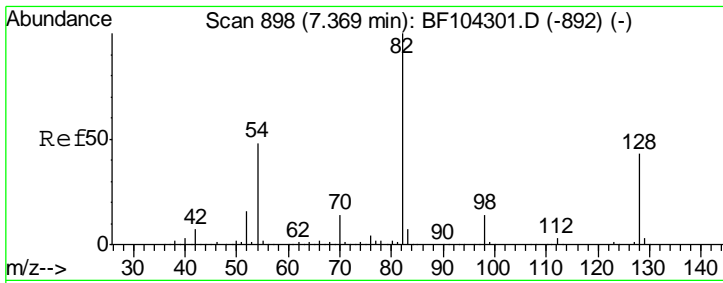
Tgt Ion	Resp	Lower	Upper
136	347335		
137	10.9	8.9	13.3
54	6.3	6.6	9.8#
68	5.1	5.0	7.4



#22
 Acetophenone
 Concen: 29.670 ng
 RT: 7.20 min Scan# 870
 Delta R.T. -0.01 min
 Lab File: BF105040.D
 Acq: 2 May 2018 19:23

Tgt Ion	Resp	Lower	Upper
105	253713		
71	8.3	4.4	6.6#
51	25.5	22.3	33.5
120	20.8	16.9	25.3

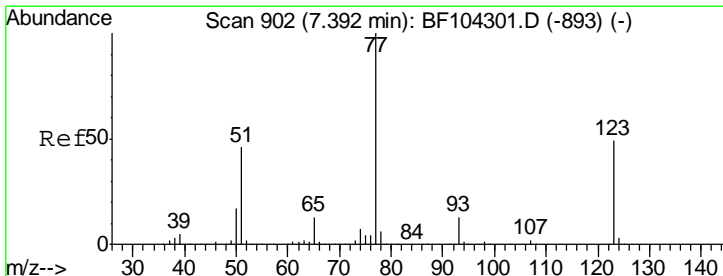
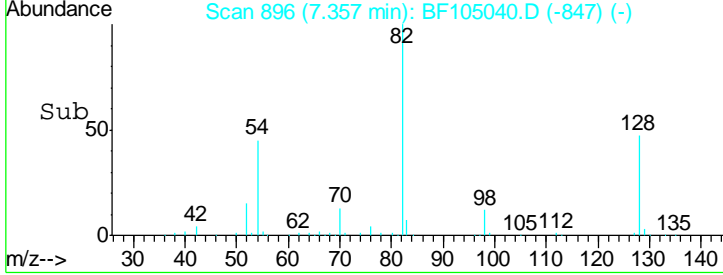
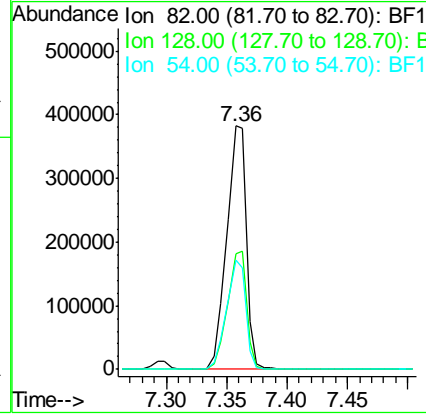
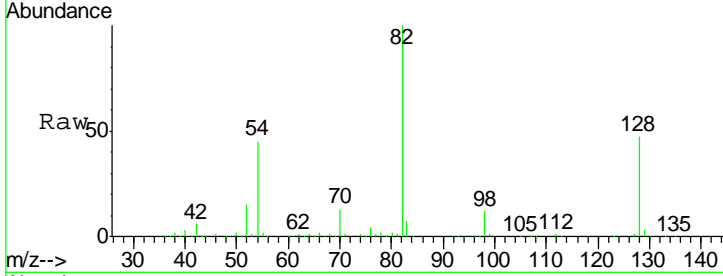




#23
 Nitrobenzene-d5
 Concen: 80.912 ng
 RT: 7.36 min Scan# 896
 Delta R.T. -0.01 min
 Lab File: BF105040.D
 Acq: 2 May 2018 19:23

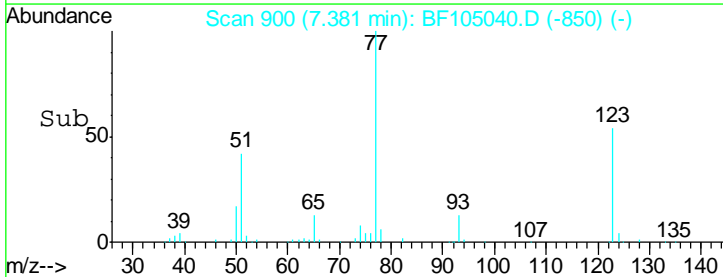
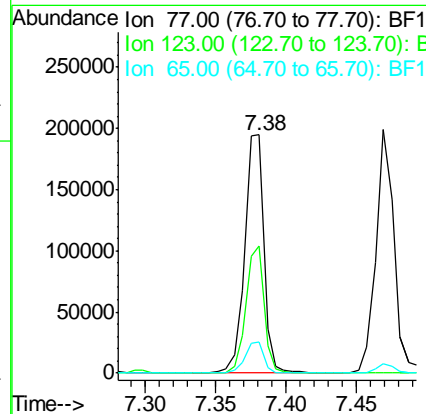
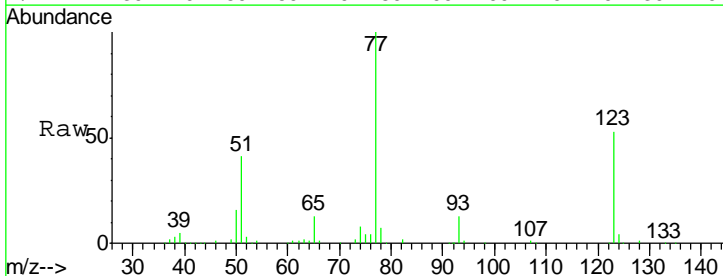
Instrument :
 BNA_F
 ClientSampleId :
 PB108708BS

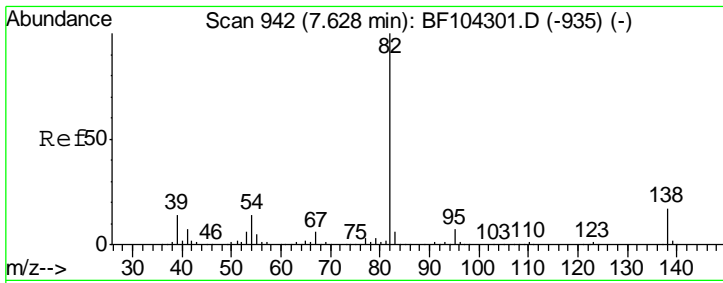
Tgt Ion	Resp	Lower	Upper
82	430387		
128	47.5	36.1	54.1
54	45.1	41.4	62.2



#24
 Nitrobenzene
 Concen: 31.634 ng
 RT: 7.38 min Scan# 900
 Delta R.T. -0.01 min
 Lab File: BF105040.D
 Acq: 2 May 2018 19:23

Tgt Ion	Resp	Lower	Upper
77	185781		
123	53.2	37.9	56.9
65	12.9	11.0	16.4

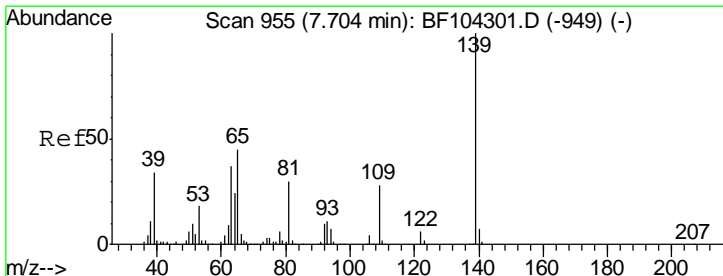
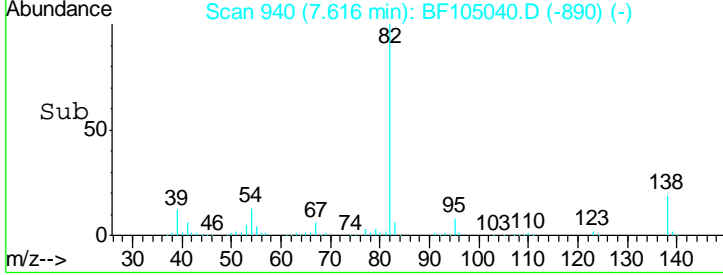
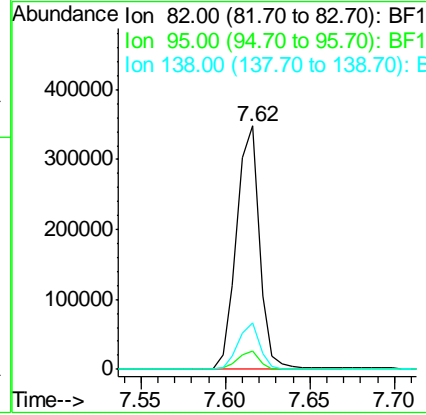
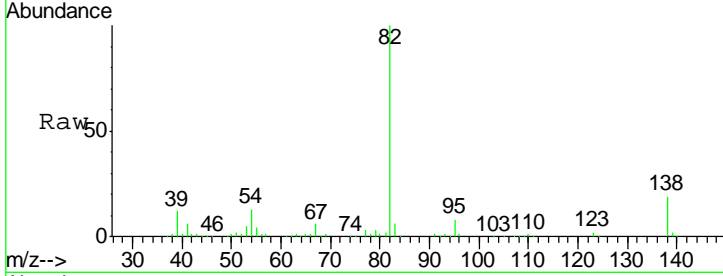




#25
 Isophorone
 Concen: 29.456 ng
 RT: 7.62 min Scan# 940
 Delta R.T. -0.01 min
 Lab File: BF105040.D
 Acq: 2 May 2018 19:23

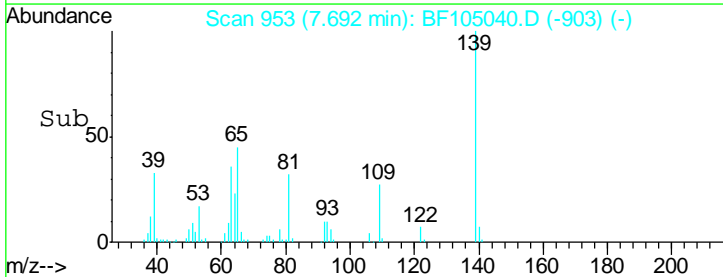
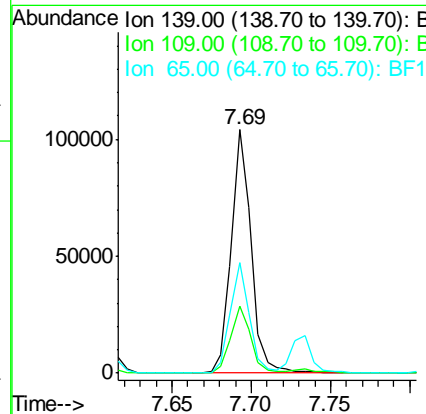
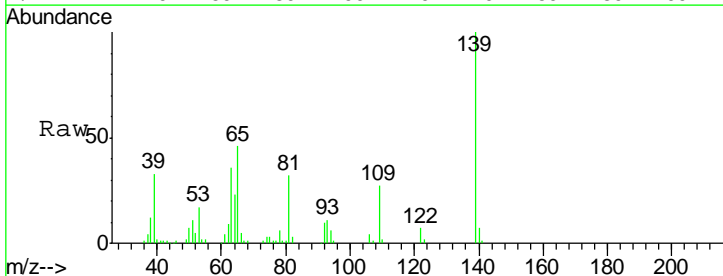
Instrument :
 BNA_F
 ClientSampleId :
 PB108708BS

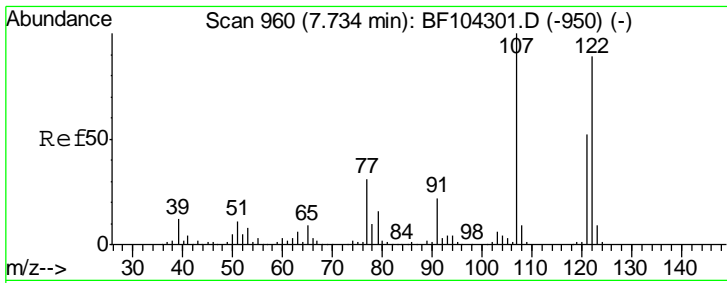
Tgt Ion	Resp	Lower	Upper
82	100		
95	7.5	5.2	7.8
138	19.0	14.9	22.3



#26
 2-Nitrophenol
 Concen: 38.048 ng
 RT: 7.69 min Scan# 953
 Delta R.T. -0.01 min
 Lab File: BF105040.D
 Acq: 2 May 2018 19:23

Tgt Ion	Resp	Lower	Upper
139	100		
109	27.4	22.7	34.1
65	45.6	40.5	60.7

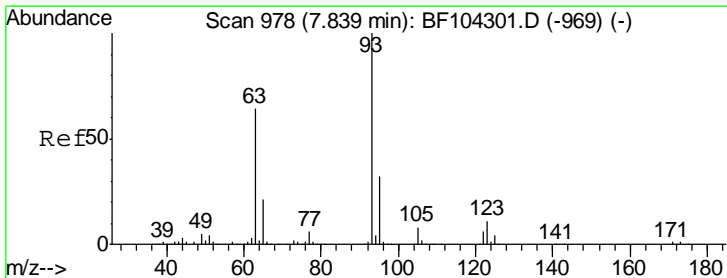
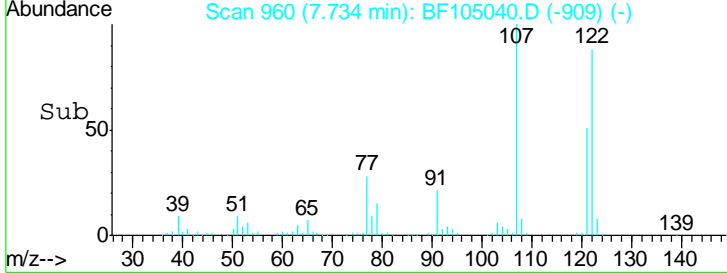
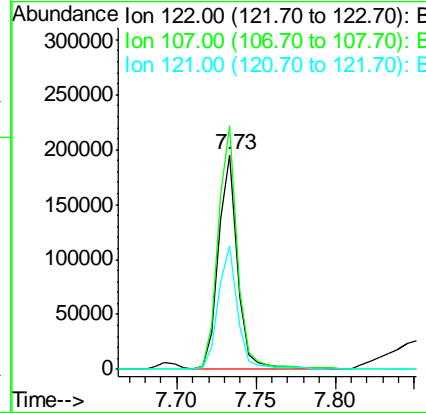
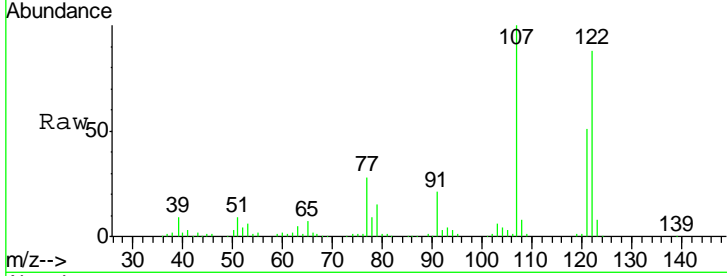




#27
 2,4-Dimethylphenol
 Concen: 33.283 ng
 RT: 7.73 min Scan# 960
 Delta R.T. 0.00 min
 Lab File: BF105040.D
 Acq: 2 May 2018 19:23

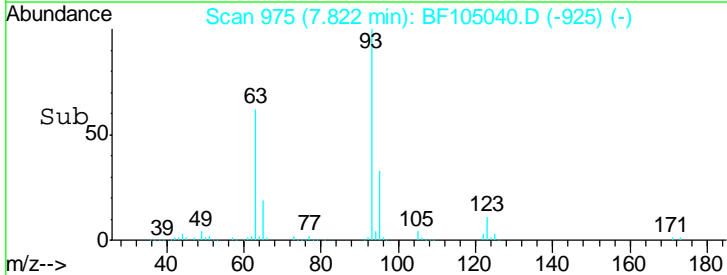
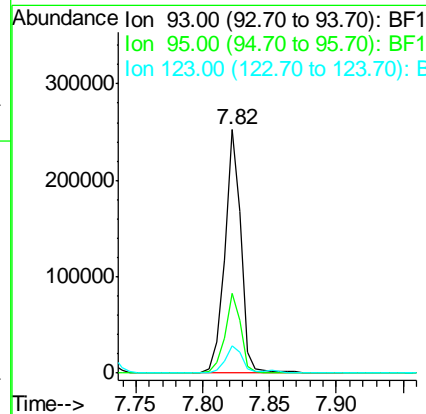
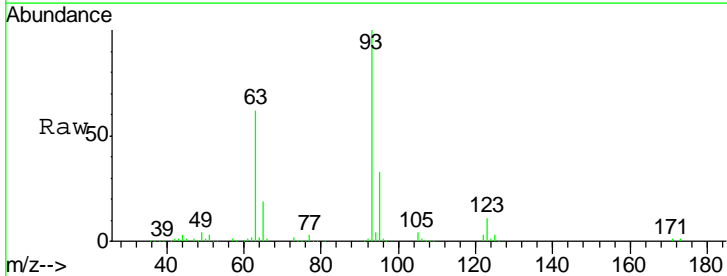
Instrument :
 BNA_F
 ClientSampleId :
 PB108708BS

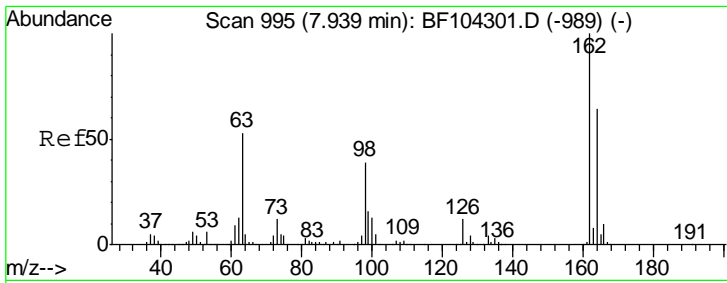
Tgt Ion	Resp	Lower	Upper
122	165225		
107	113.4	91.2	136.8
121	57.6	47.2	70.8



#28
 bis(2-Chloroethoxy)methane
 Concen: 31.451 ng
 RT: 7.82 min Scan# 975
 Delta R.T. -0.01 min
 Lab File: BF105040.D
 Acq: 2 May 2018 19:23

Tgt Ion	Resp	Lower	Upper
93	216296		
95	32.6	26.3	39.5
123	11.1	9.8	14.6

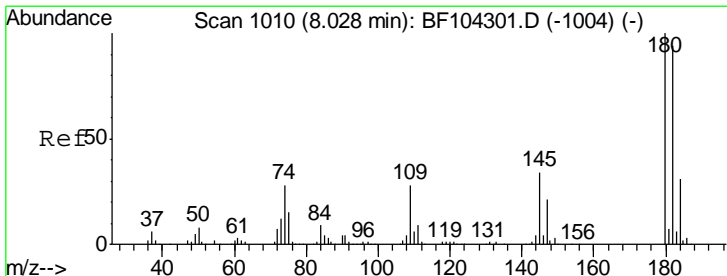
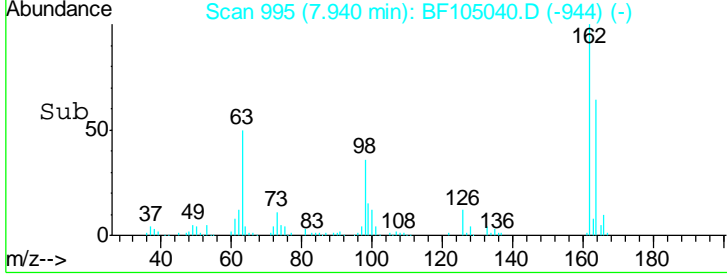
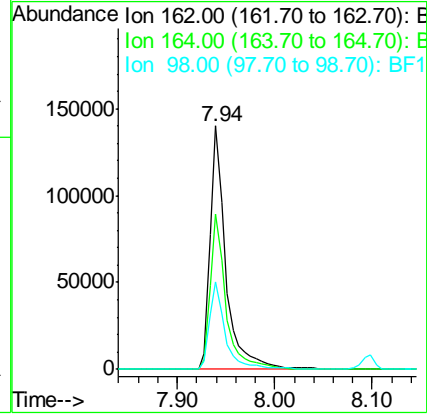
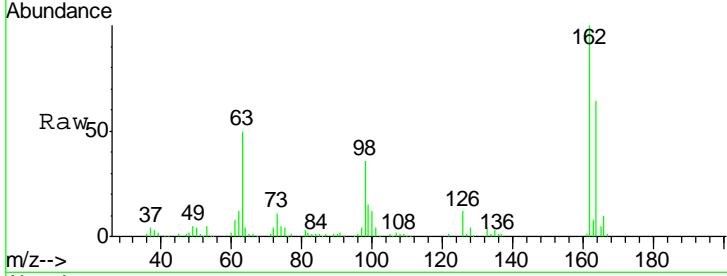




#29
 2,4-Dichlorophenol
 Concen: 33.139 ng
 RT: 7.94 min Scan# 995
 Delta R.T. 0.00 min
 Lab File: BF105040.D
 Acq: 2 May 2018 19:23

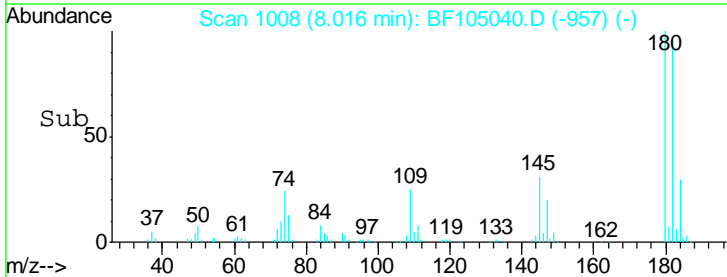
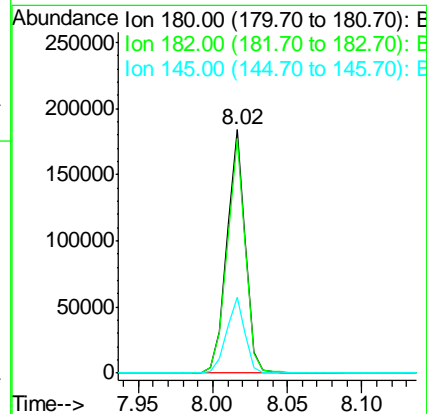
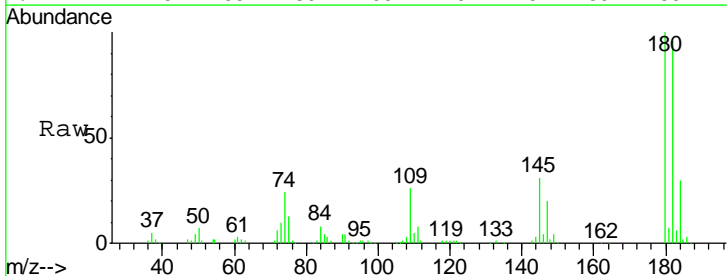
Instrument :
 BNA_F
 ClientSampled :
 PB108708BS

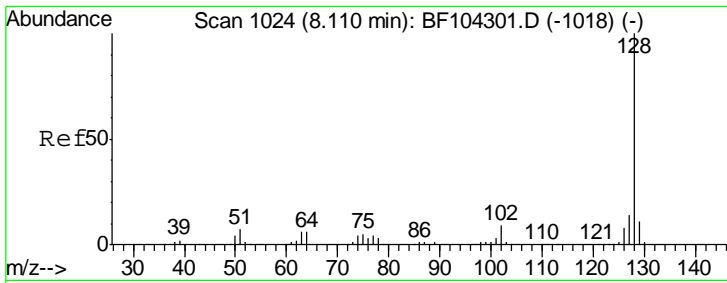
Tgt Ion	Resp	Lower	Upper
162	156967		
164	64.0	42.7	82.7
98	36.1	18.1	58.1



#30
 1,2,4-Trichlorobenzene
 Concen: 31.004 ng
 RT: 8.02 min Scan# 1008
 Delta R.T. 0.00 min
 Lab File: BF105040.D
 Acq: 2 May 2018 19:23

Tgt Ion	Resp	Lower	Upper
180	161165		
182	96.2	76.8	115.2
145	31.4	26.5	39.7

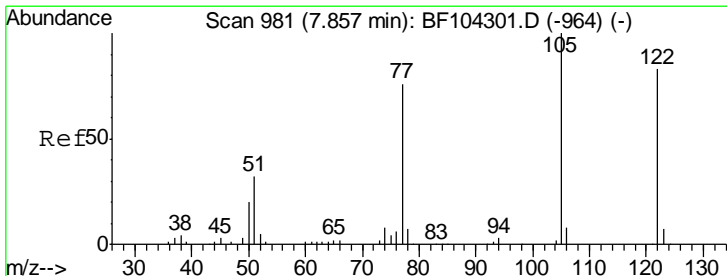
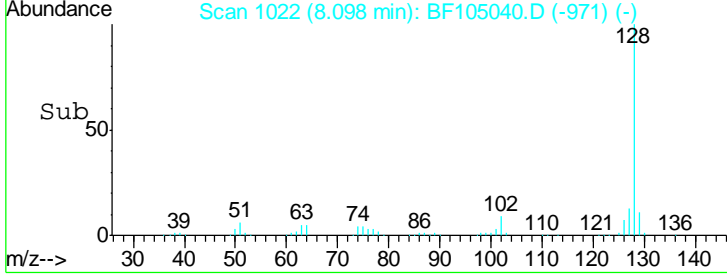
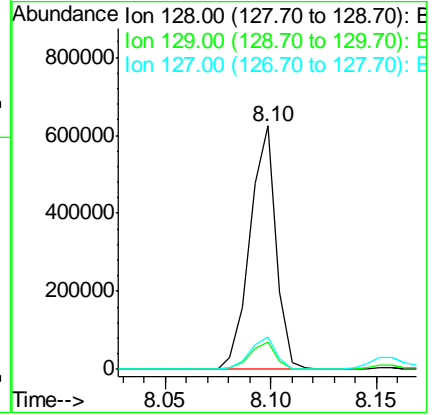
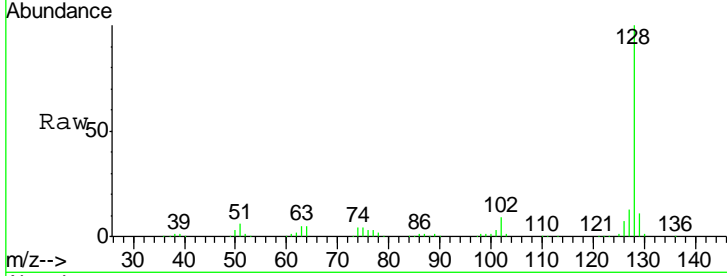




#31
 Naphthalene
 Concen: 30.998 ng
 RT: 8.10 min Scan# 1022
 Delta R.T. 0.00 min
 Lab File: BF105040.D
 Acq: 2 May 2018 19:23

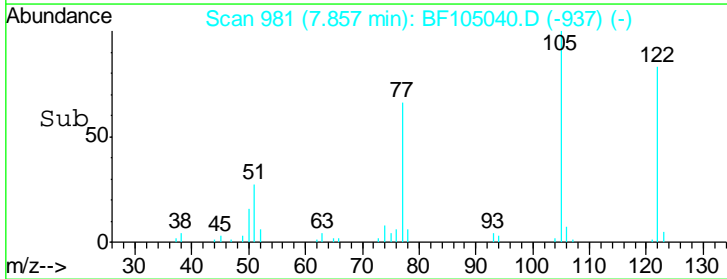
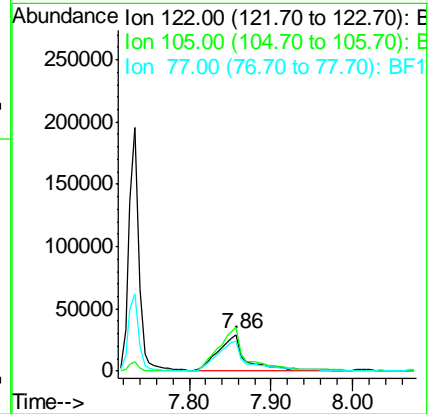
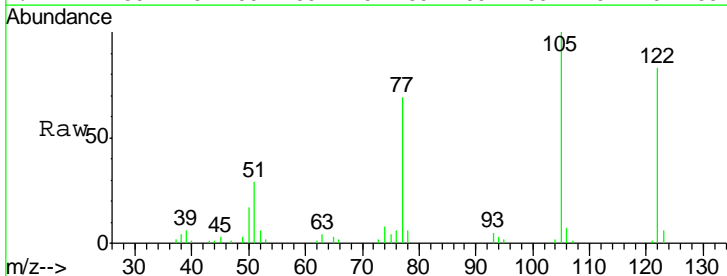
Instrument :
 BNA_F
 ClientSampled :
 PB108708BS

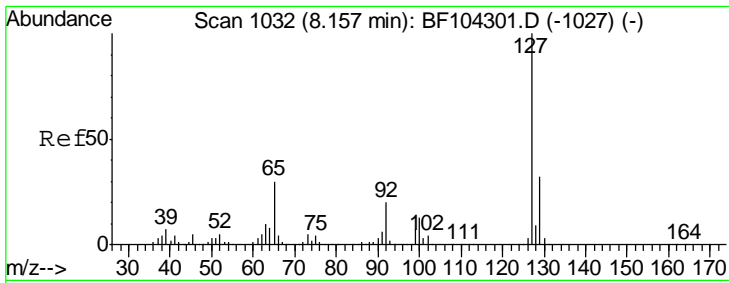
Tgt Ion	Resp	Lower	Upper
128	536121		
129	11.1	8.8	13.2
127	13.2	10.9	16.3



#32
 Benzoic acid
 Concen: 17.390 ng
 RT: 7.86 min Scan# 981
 Delta R.T. -0.04 min
 Lab File: BF105040.D
 Acq: 2 May 2018 19:23

Tgt Ion	Resp	Lower	Upper
122	68880		
105	119.9	101.1	141.1
77	83.3	70.7	110.7

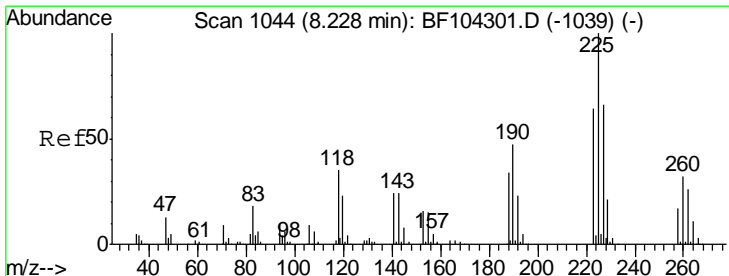
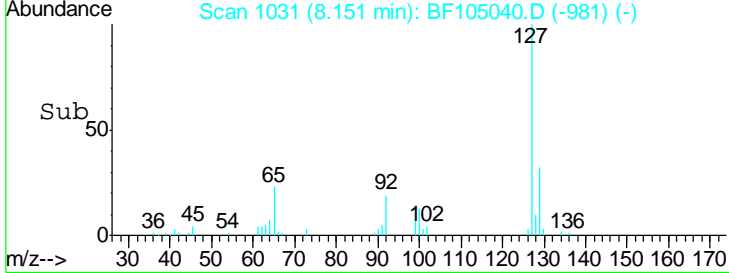
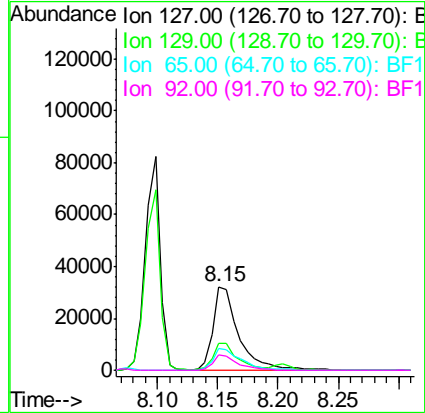
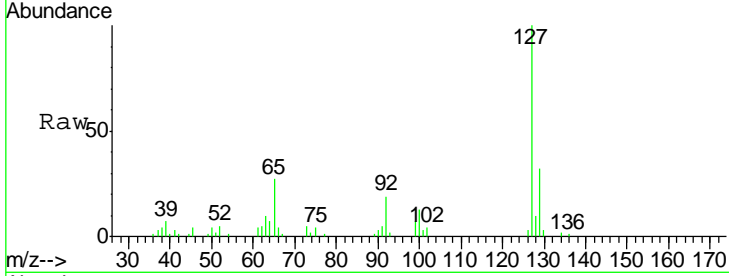




#33
 4-Chloroaniline
 Concen: 6.303 ng
 RT: 8.15 min Scan# 1031
 Delta R.T. -0.01 min
 Lab File: BF105040.D
 Acq: 2 May 2018 19:23

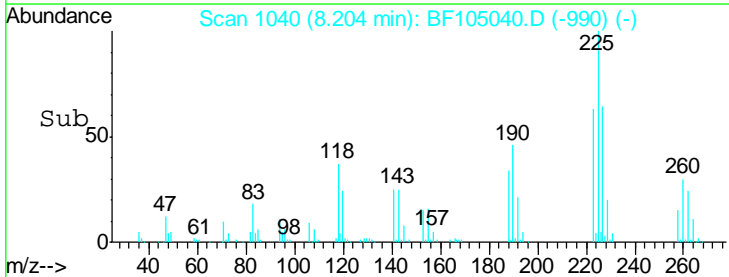
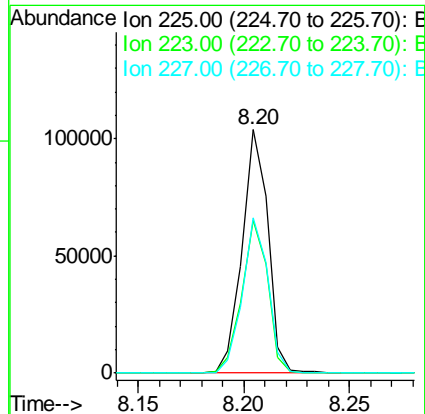
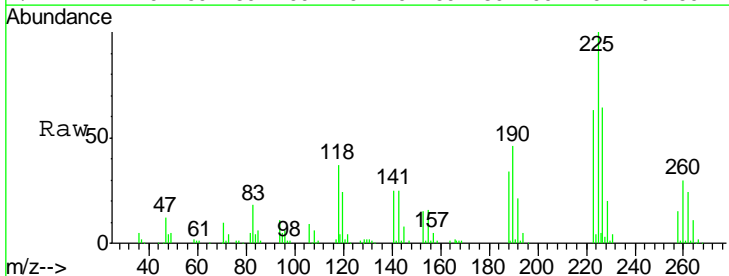
Instrument :
 BNA_F
 ClientSampled :
 PB108708BS

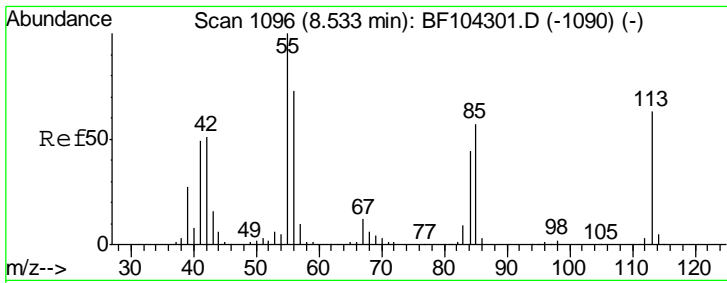
Tgt Ion	Resp	Lower	Upper
127	46704		
129	31.8	25.9	38.9
65	26.5	25.0	37.4
92	18.7	15.2	22.8



#34
 Hexachlorobutadiene
 Concen: 30.848 ng
 RT: 8.20 min Scan# 1040
 Delta R.T. -0.01 min
 Lab File: BF105040.D
 Acq: 2 May 2018 19:23

Tgt Ion	Resp	Lower	Upper
225	87832		
223	62.7	50.6	76.0
227	63.6	51.9	77.9

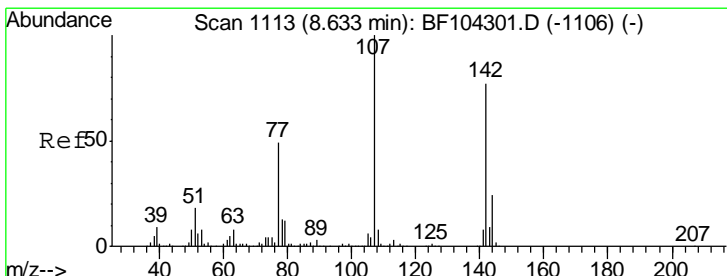
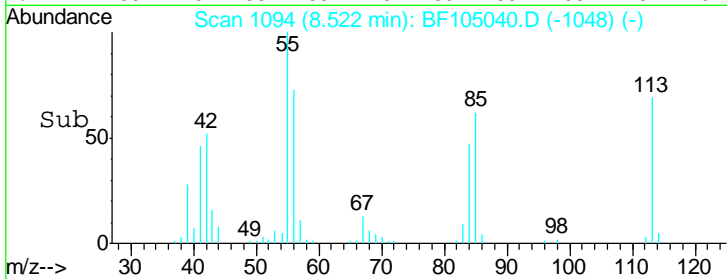
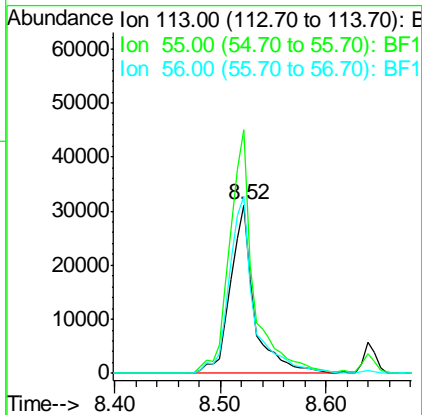
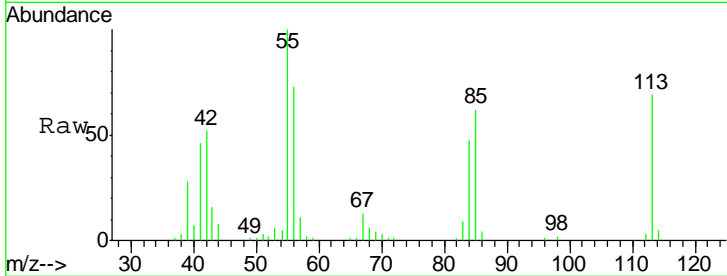




#35
 Caprolactam
 Concen: 29.194 ng
 RT: 8.52 min Scan# 1094
 Delta R.T. -0.03 min
 Lab File: BF105040.D
 Acq: 2 May 2018 19:23

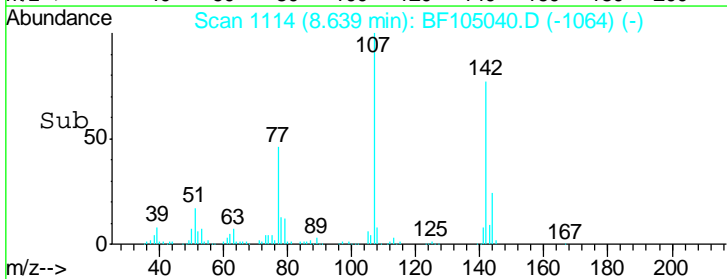
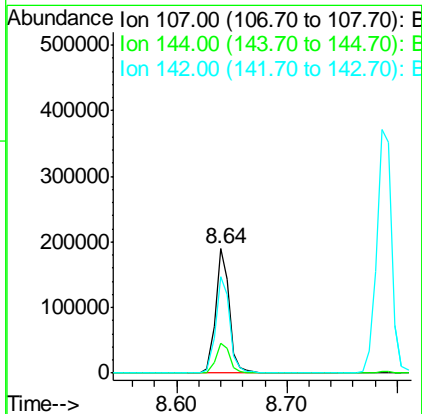
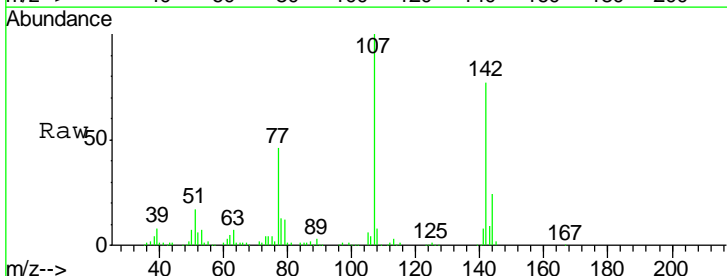
Instrument :
 BNA_F
ClientSampled :
 PB108708BS

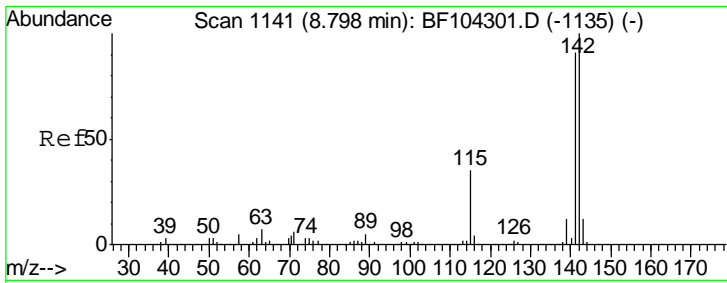
Tgt Ion	Resp	Lower	Upper
113	100		
55	144.4	163.3	203.3#
56	104.7	115.7	155.7#



#36
 4-Chloro-3-methylphenol
 Concen: 32.083 ng
 RT: 8.64 min Scan# 1114
 Delta R.T. -0.01 min
 Lab File: BF105040.D
 Acq: 2 May 2018 19:23

Tgt Ion	Resp	Lower	Upper
107	100		
144	24.5	20.5	30.7
142	77.3	62.0	93.0

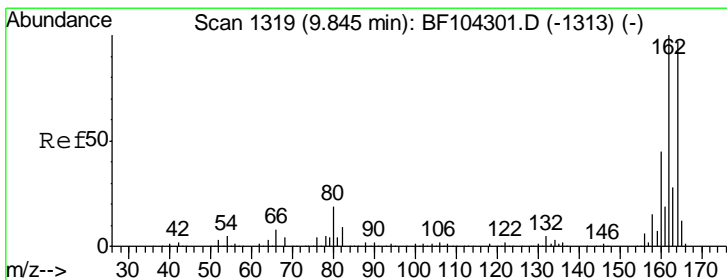
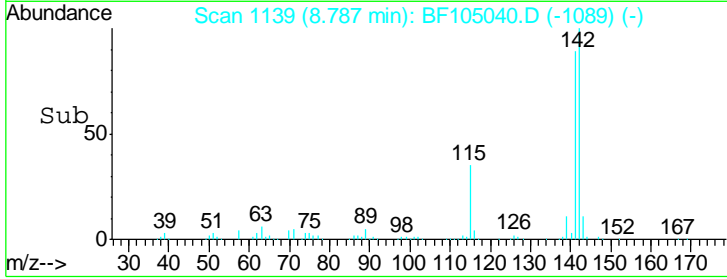
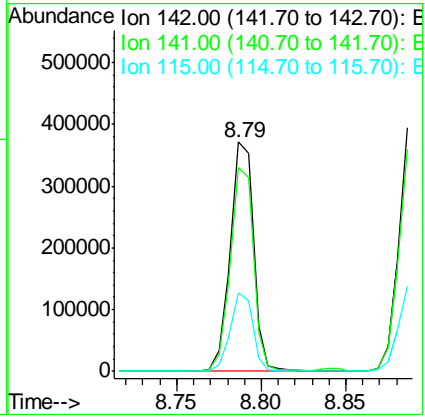
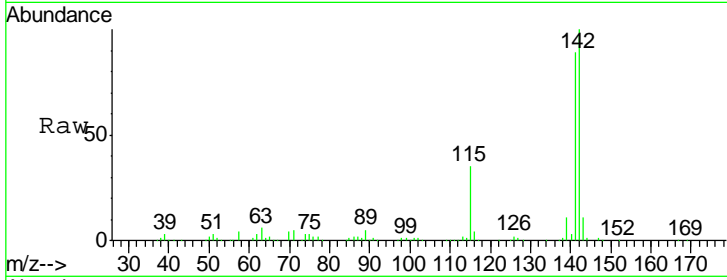




#37
 2-Methylnaphthalene
 Concen: 31.845 ng
 RT: 8.79 min Scan# 1139
 Delta R.T. -0.01 min
 Lab File: BF105040.D
 Acq: 2 May 2018 19:23

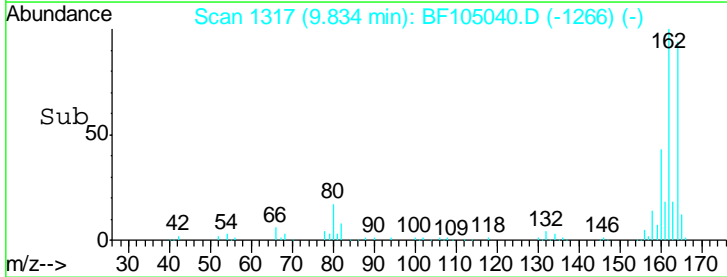
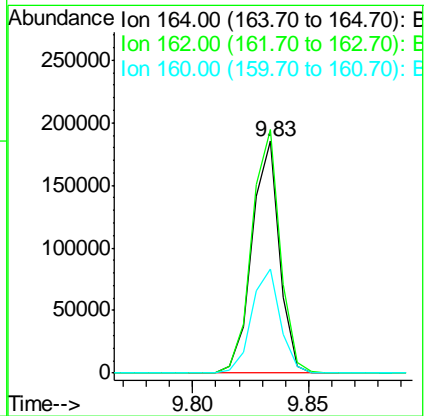
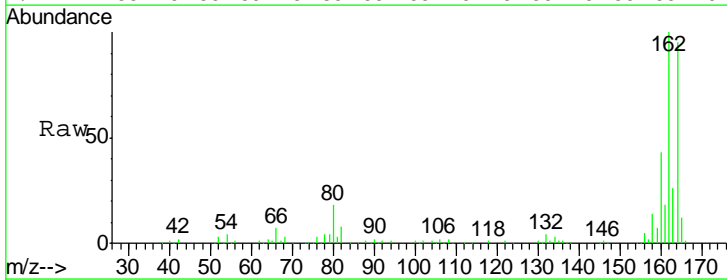
Instrument :
 BNA_F
 ClientSampled :
 PB108708BS

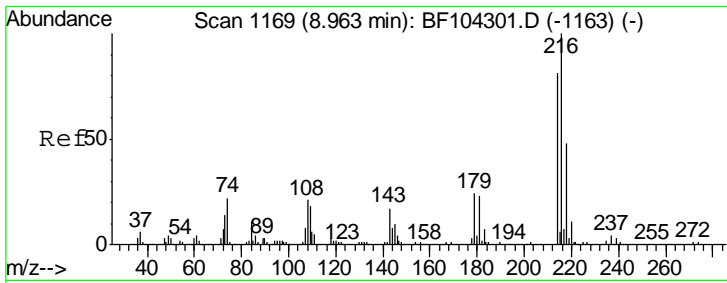
Tgt Ion	Resp	Lower	Upper
142	100		
141	88.9	70.8	106.2
115	34.5	26.1	39.1



#38
 Acenaphthene-d10
 Concen: 20.000 ng
 RT: 9.83 min Scan# 1317
 Delta R.T. 0.00 min
 Lab File: BF105040.D
 Acq: 2 May 2018 19:23

Tgt Ion	Resp	Lower	Upper
164	100		
162	105.0	86.1	129.1
160	44.9	38.3	57.5



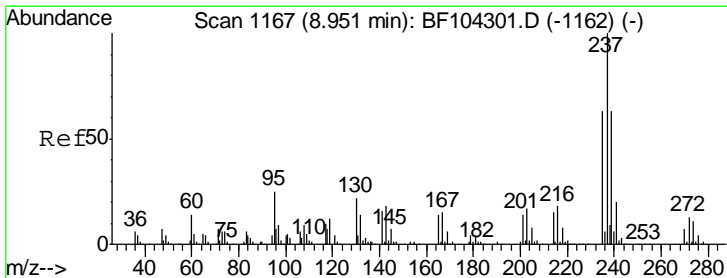
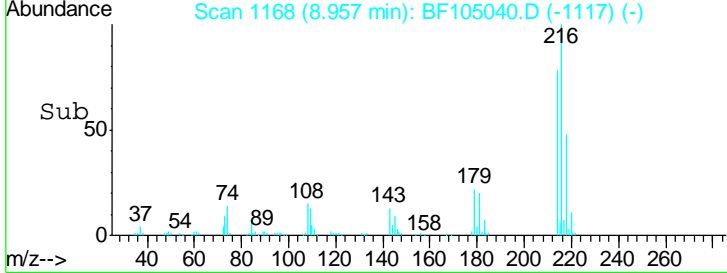
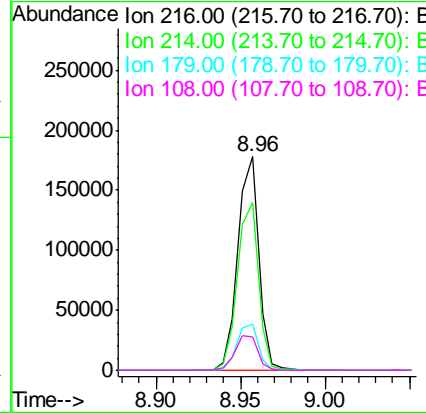
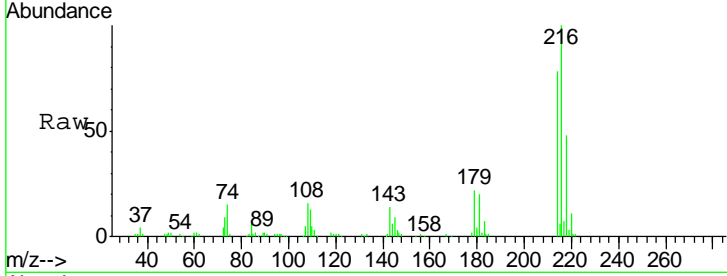


#39
 1,2,4,5-Tetrachlorobenzene
 Concen: 34.578 ng
 RT: 8.96 min Scan# 1168
 Delta R.T. 0.00 min
 Lab File: BF105040.D
 Acq: 2 May 2018 19:23

Instrument :
 BNA_F
 ClientSampleID :
 PB108708BS

Tgt Ion: 216 Resp: 152414

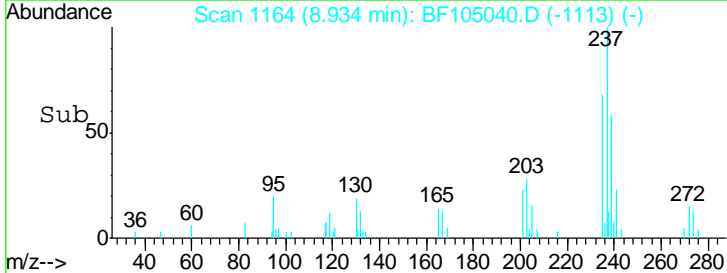
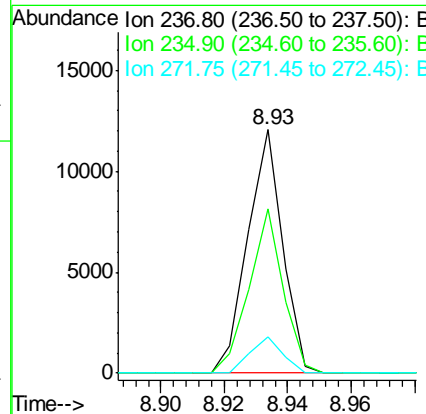
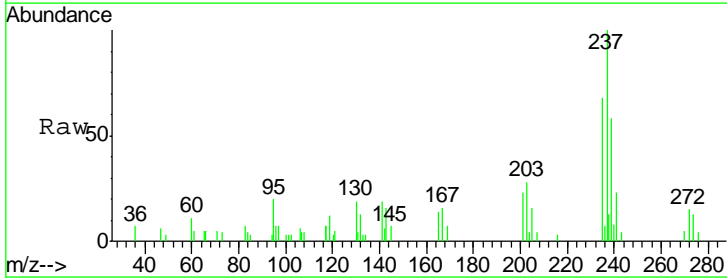
Ion	Ratio	Lower	Upper
216	100		
214	80.0	63.0	94.4
179	22.3	18.1	27.1
108	17.7	17.2	25.8

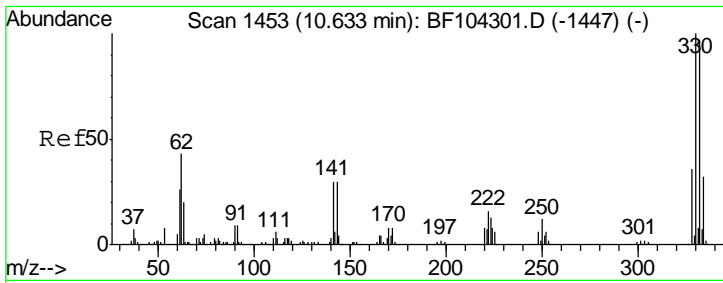


#40
 Hexachlorocyclopentadiene
 Concen: 3.723 ng
 RT: 8.93 min Scan# 1164
 Delta R.T. 0.00 min
 Lab File: BF105040.D
 Acq: 2 May 2018 19:23

Tgt Ion: 237 Resp: 9186

Ion	Ratio	Lower	Upper
237	100		
235	67.7	44.8	84.8
272	14.9	0.0	33.3

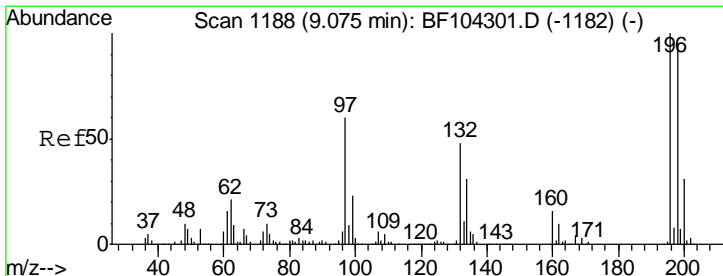
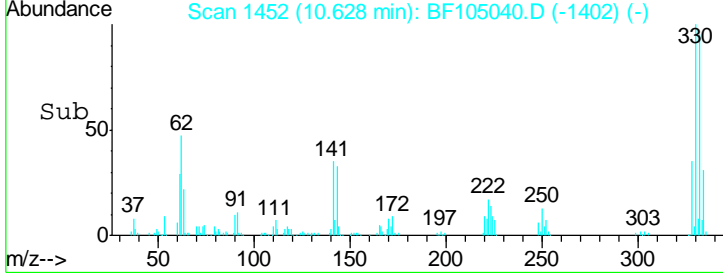
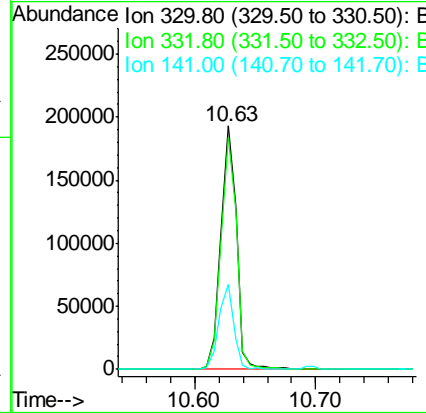
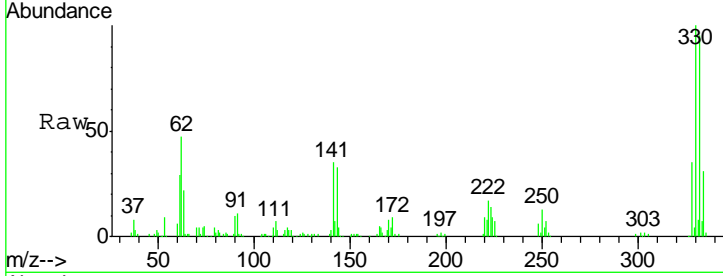




#41
 2,4,6-Tribromophenol
 Concen: 106.658 ng
 RT: 10.63 min Scan# 1452
 Delta R.T. -0.01 min
 Lab File: BF105040.D
 Acq: 2 May 2018 19:23

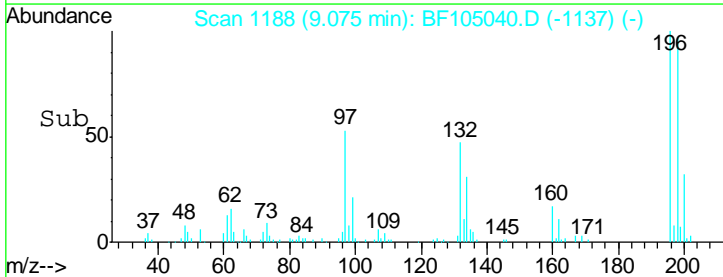
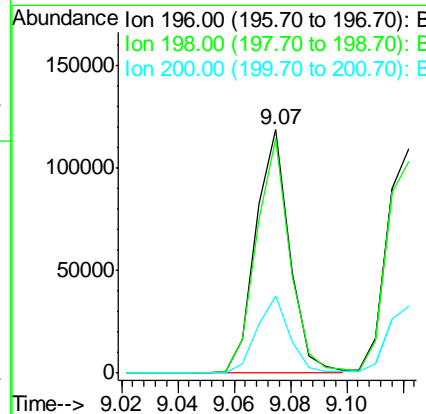
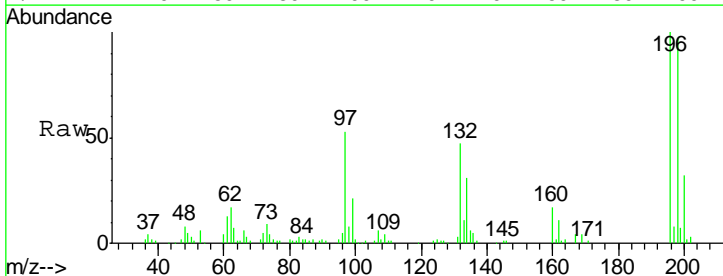
Instrument :
 BNA_F
 ClientSampled :
 PB108708BS

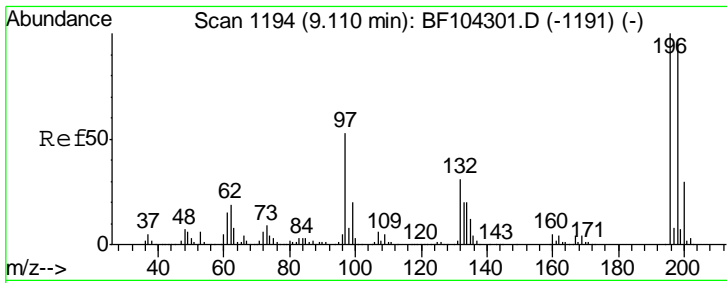
Tgt Ion	Resp	Lower	Upper
330	170362		
332	95.2	77.0	115.6
141	33.4	29.9	44.9



#42
 2,4,6-Trichlorophenol
 Concen: 32.366 ng
 RT: 9.07 min Scan# 1188
 Delta R.T. 0.00 min
 Lab File: BF105040.D
 Acq: 2 May 2018 19:23

Tgt Ion	Resp	Lower	Upper
196	99035		
198	96.5	75.7	113.5
200	31.7	24.5	36.7

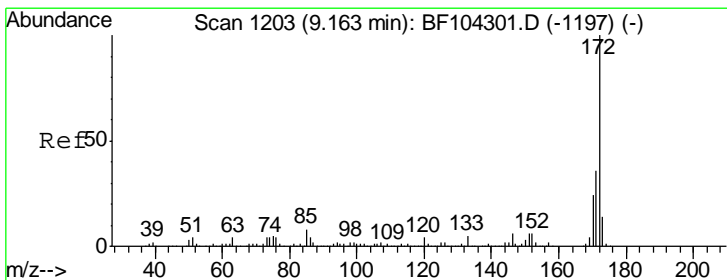
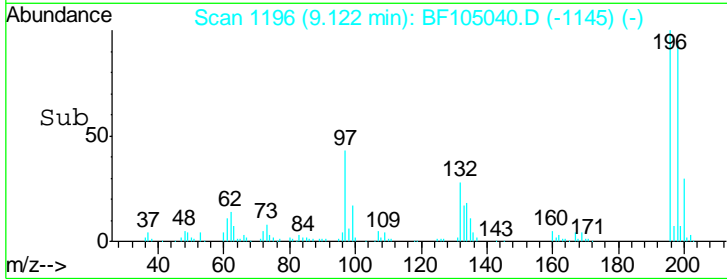
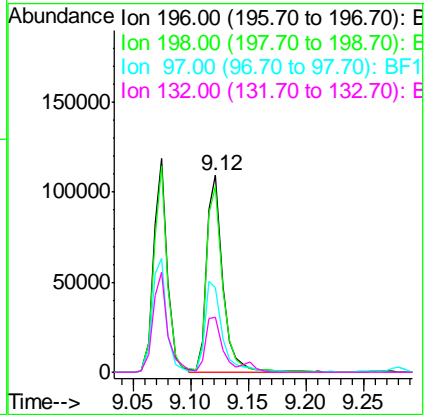
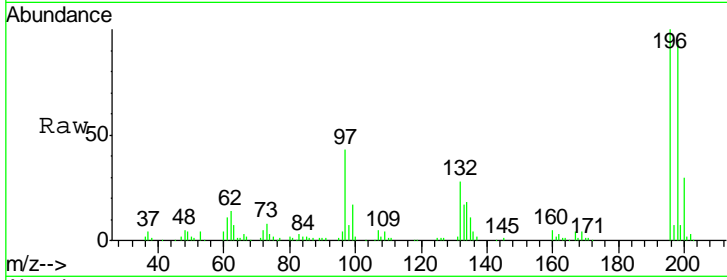




#43
 2,4,5-Trichlorophenol
 Concen: 31.459 ng
 RT: 9.12 min Scan# 1196
 Delta R.T. 0.00 min
 Lab File: BF105040.D
 Acq: 2 May 2018 19:23

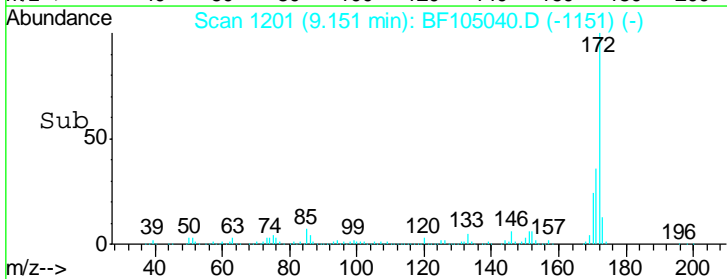
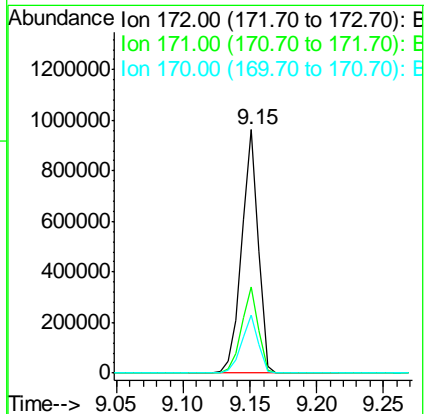
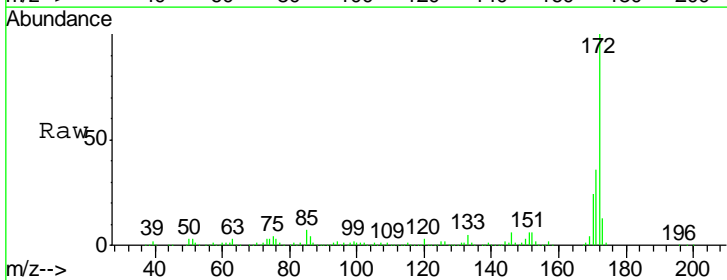
Instrument :
 BNA_F
ClientSampled :
 PB108708BS

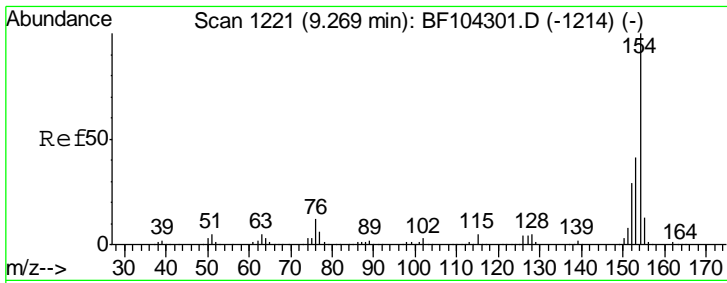
Tgt Ion	Resp	Lower	Upper
196	107716		
198	94.3	74.6	112.0
97	42.9	42.9	64.3
132	28.2	26.3	39.5



#44
 2-Fluorobiphenyl
 Concen: 85.284 ng
 RT: 9.15 min Scan# 1201
 Delta R.T. -0.01 min
 Lab File: BF105040.D
 Acq: 2 May 2018 19:23

Tgt Ion	Resp	Lower	Upper
172	831269		
171	35.6	29.7	44.5
170	24.0	19.6	29.4

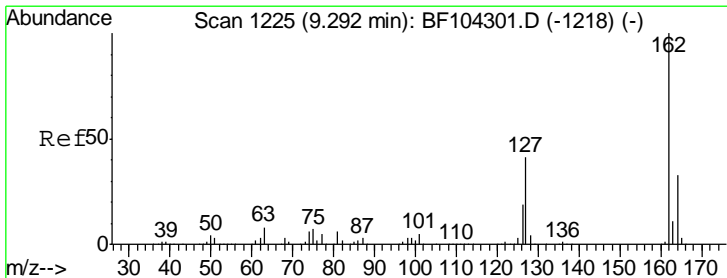
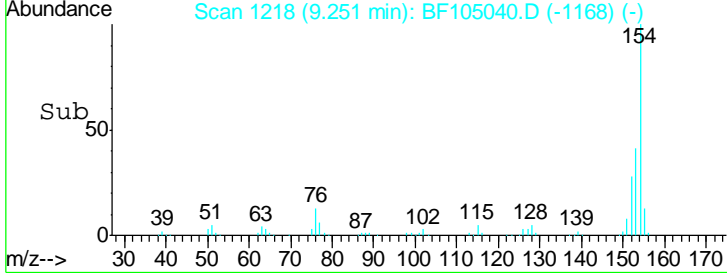
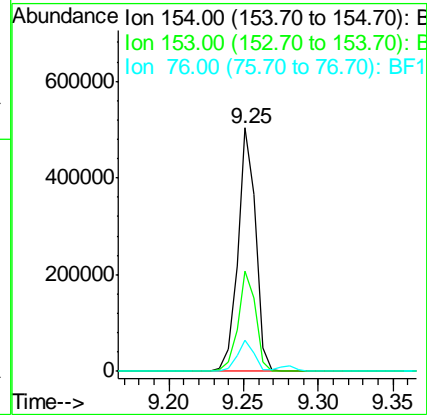
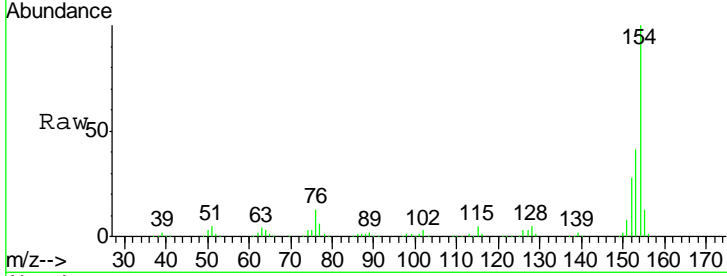




#45
 1,1'-Biphenyl
 Concen: 32.629 ng
 RT: 9.25 min Scan# 1218
 Delta R.T. -0.01 min
 Lab File: BF105040.D
 Acq: 2 May 2018 19:23

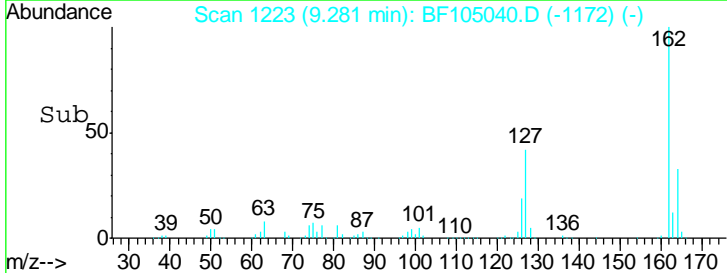
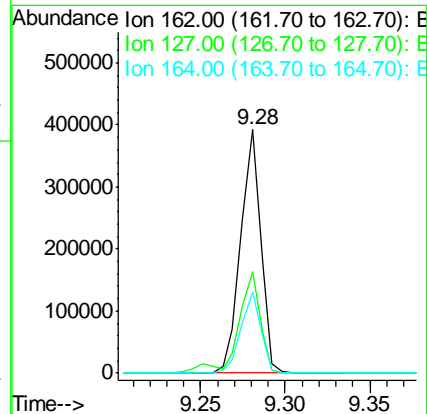
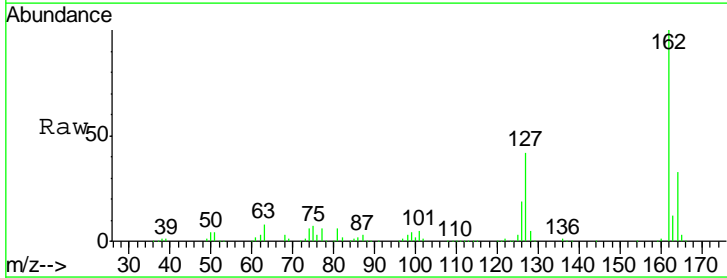
Instrument :
 BNA_F
 ClientSampled :
 PB108708BS

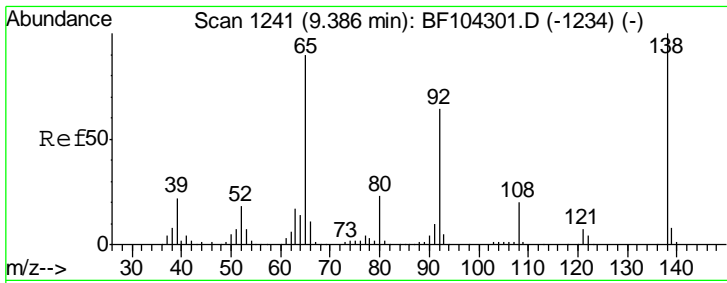
Tgt Ion	Resp	Lower	Upper
154	422075		
153	41.0	21.3	61.3
76	12.6	0.0	34.0



#46
 2-Chloronaphthalene
 Concen: 31.716 ng
 RT: 9.28 min Scan# 1223
 Delta R.T. 0.00 min
 Lab File: BF105040.D
 Acq: 2 May 2018 19:23

Tgt Ion	Resp	Lower	Upper
162	324054		
127	41.8	33.9	50.9
164	33.4	26.5	39.7

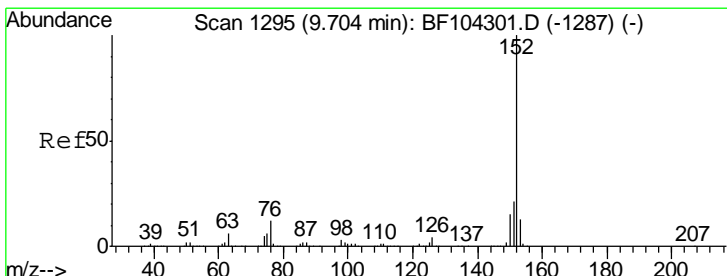
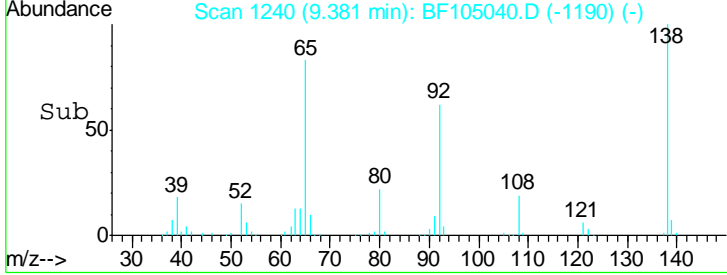
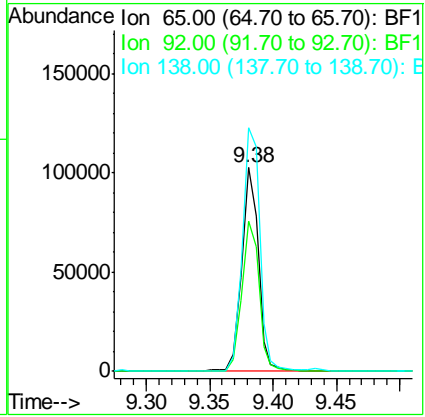
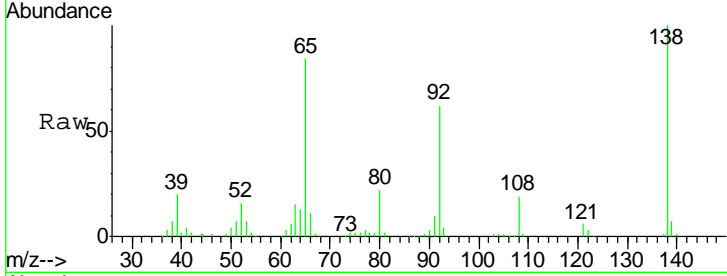




#47
 2-Nitroaniline
 Concen: 36.717 ng
 RT: 9.38 min Scan# 1240
 Delta R.T. -0.01 min
 Lab File: BF105040.D
 Acq: 2 May 2018 19:23

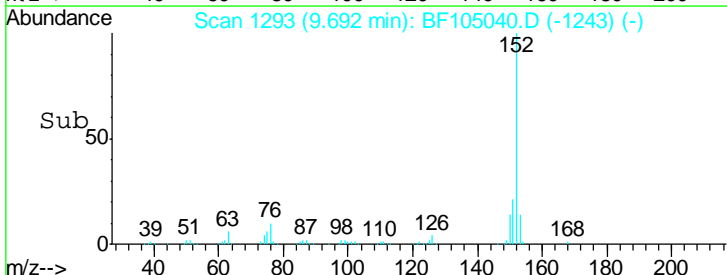
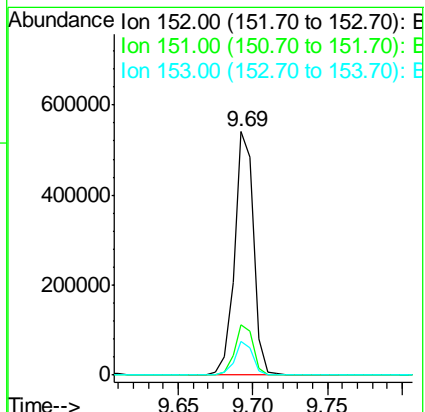
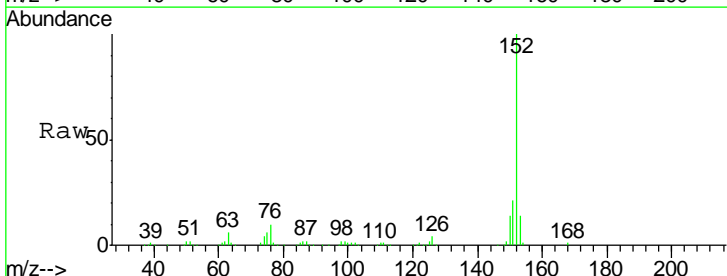
Instrument :
 BNA_F
 ClientSampled :
 PB108708BS

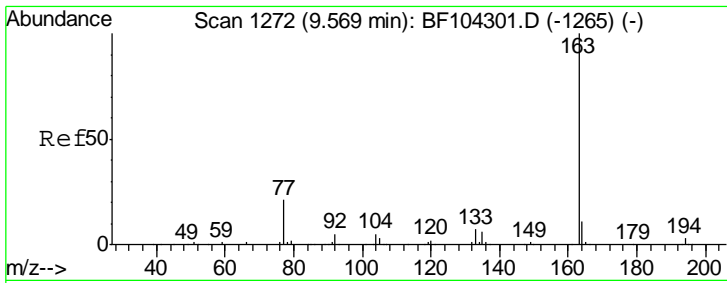
Tgt Ion	Resp	Lower	Upper
65	100		
92	74.0	55.8	83.6
138	119.5	91.2	136.8



#48
 Acenaphthylene
 Concen: 30.245 ng
 RT: 9.69 min Scan# 1293
 Delta R.T. -0.01 min
 Lab File: BF105040.D
 Acq: 2 May 2018 19:23

Tgt Ion	Resp	Lower	Upper
152	100		
151	20.5	16.3	24.5
153	13.8	10.7	16.1

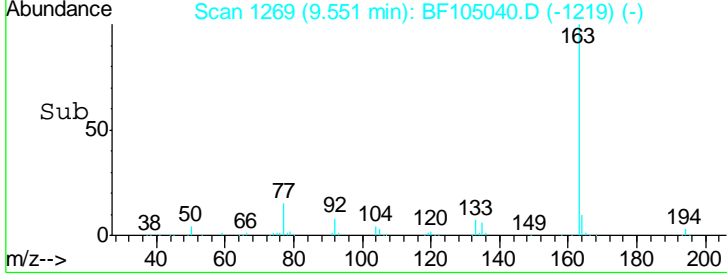
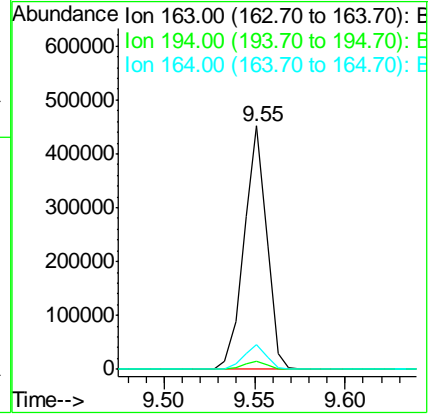
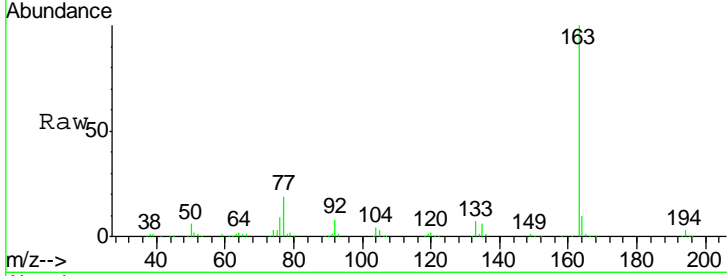




#49
 Dimethylphthalate
 Concen: 32.076 ng
 RT: 9.55 min Scan# 1269
 Delta R.T. -0.01 min
 Lab File: BF105040.D
 Acq: 2 May 2018 19:23

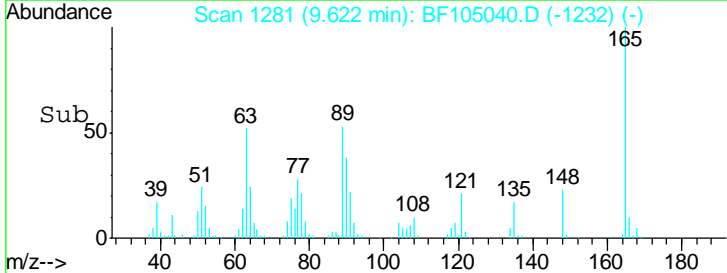
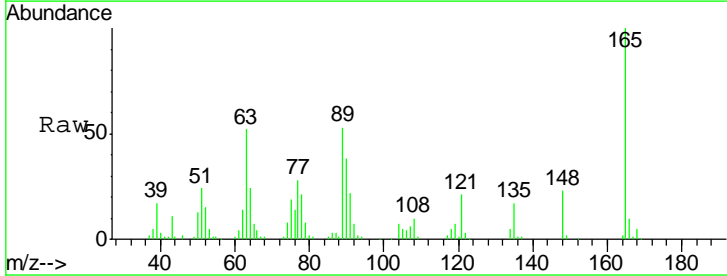
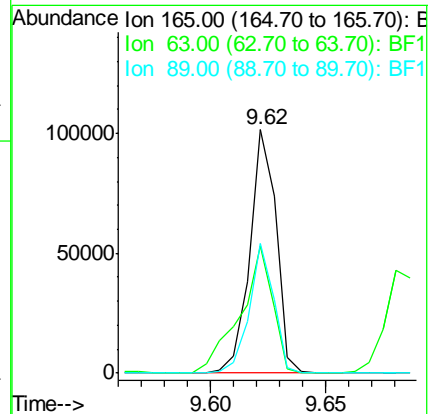
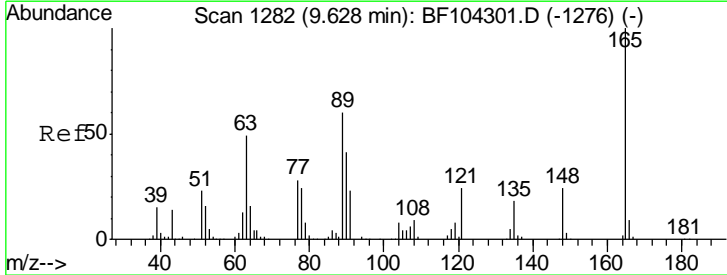
Instrument :
 BNA_F
ClientSampleId :
 PB108708BS

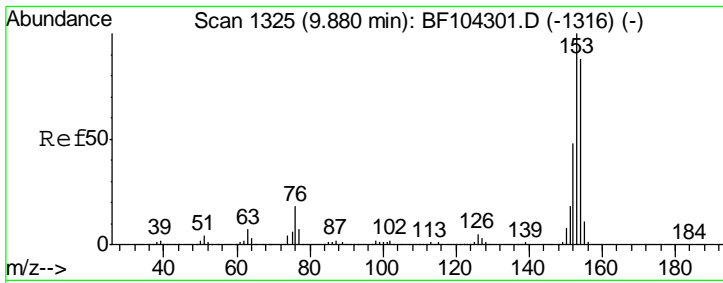
Tgt Ion	Resp	Lower	Upper
163	100		
194	3.4	2.7	4.1
164	10.1	8.2	12.2



#50
 2,6-Dinitrotoluene
 Concen: 36.133 ng
 RT: 9.62 min Scan# 1281
 Delta R.T. -0.01 min
 Lab File: BF105040.D
 Acq: 2 May 2018 19:23

Tgt Ion	Resp	Lower	Upper
165	100		
63	52.3	44.7	67.1
89	53.3	44.0	66.0

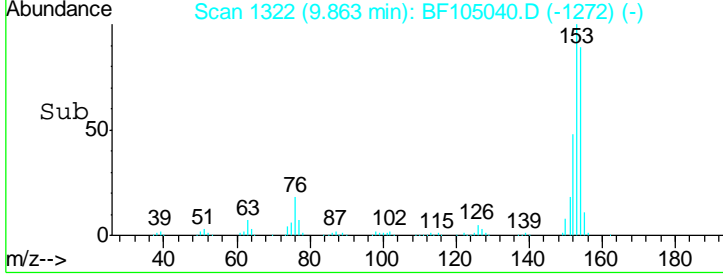
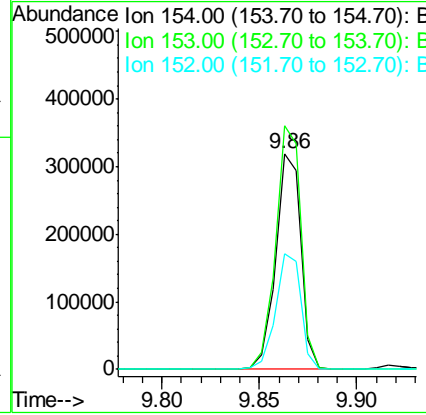
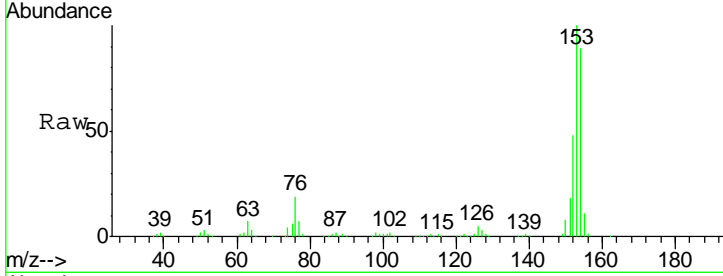




#51
 Acenaphthene
 Concen: 29.046 ng
 RT: 9.86 min Scan# 1322
 Delta R.T. -0.01 min
 Lab File: BF105040.D
 Acq: 2 May 2018 19:23

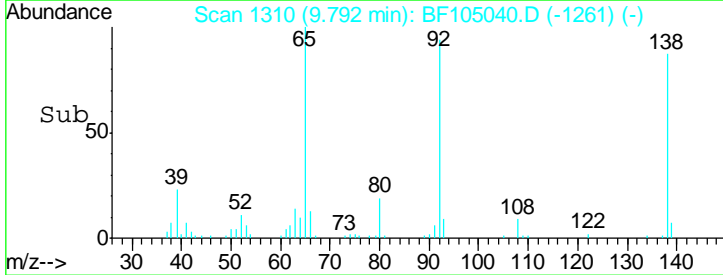
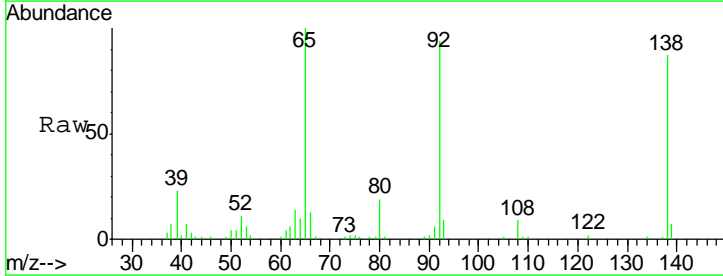
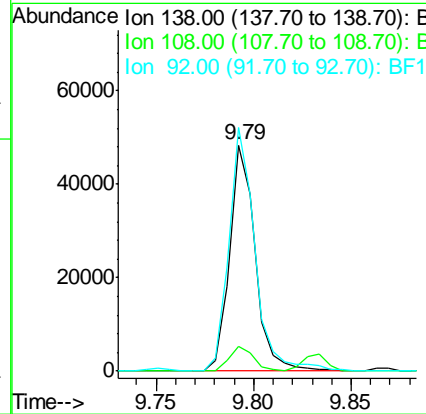
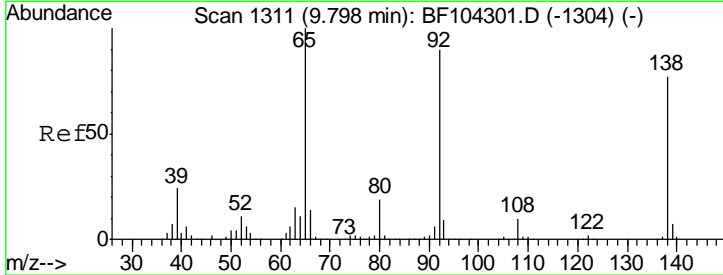
Instrument :
 BNA_F
 ClientSampleID :
 PB108708BS

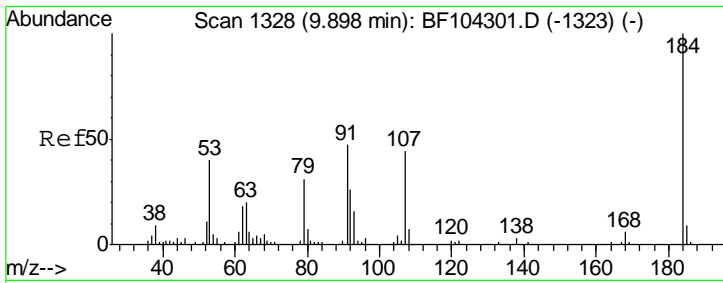
Tgt Ion	Resp	Lower	Upper
154	100		
153	112.8	91.2	136.8
152	53.8	43.8	65.8



#52
 3-Nitroaniline
 Concen: 16.666 ng
 RT: 9.79 min Scan# 1310
 Delta R.T. -0.01 min
 Lab File: BF105040.D
 Acq: 2 May 2018 19:23

Tgt Ion	Resp	Lower	Upper
138	100		
108	10.8	9.4	14.0
92	107.7	89.4	134.2

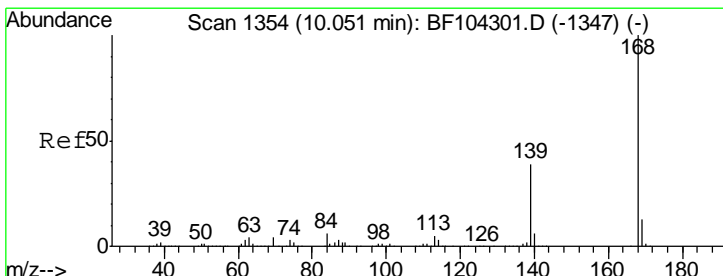
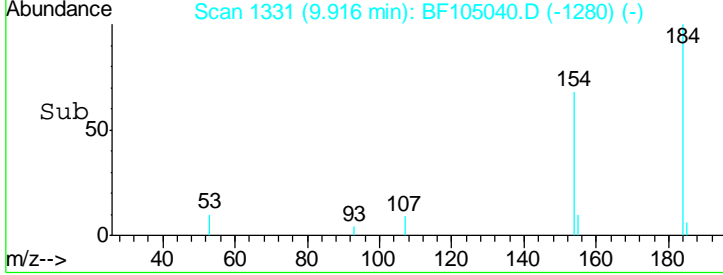
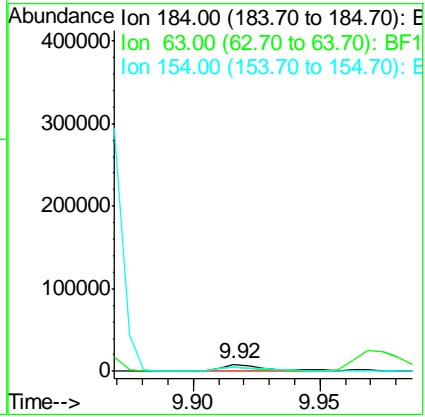
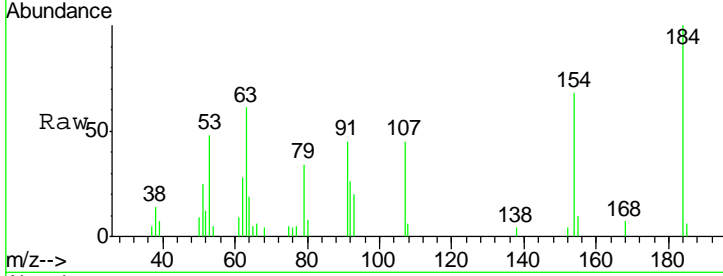




#53
 2,4-Dinitrophenol
 Concen: 20.992 ng
 RT: 9.92 min Scan# 1331
 Delta R.T. 0.00 min
 Lab File: BF105040.D
 Acq: 2 May 2018 19:23

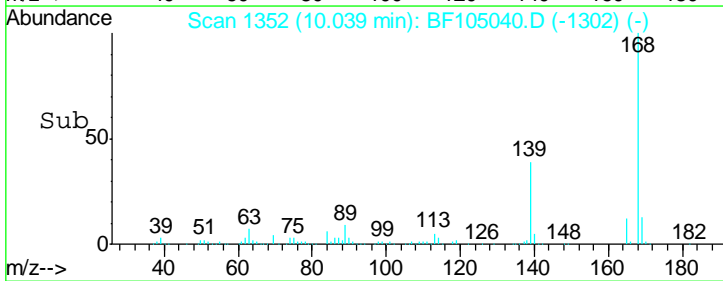
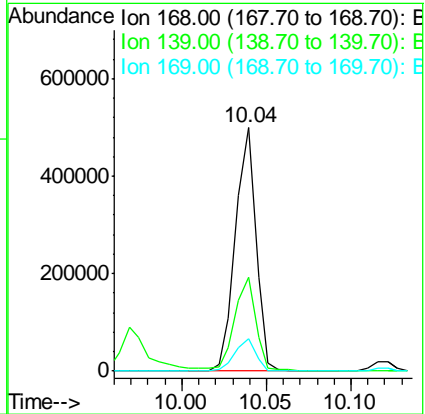
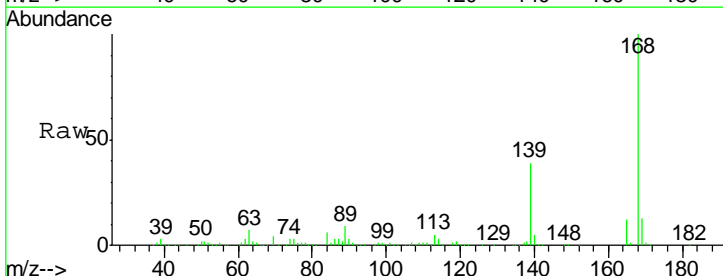
Instrument :
 BNA_F
ClientSampled :
 PB108708BS

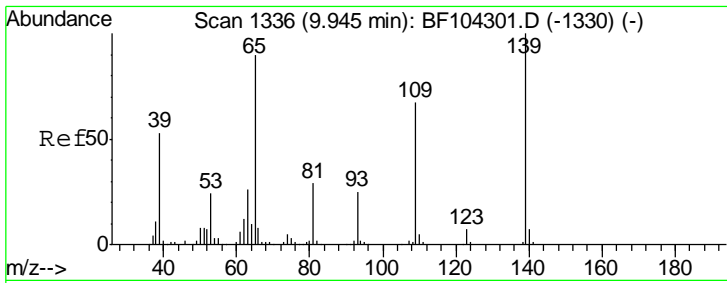
Tgt Ion	Resp	Lower	Upper
184	10942		
63	61.4	54.2	81.2
154	68.3	184.0	276.0#



#54
 Dibenzofuran
 Concen: 31.116 ng
 RT: 10.04 min Scan# 1352
 Delta R.T. -0.01 min
 Lab File: BF105040.D
 Acq: 2 May 2018 19:23

Tgt Ion	Resp	Lower	Upper
168	424134		
139	38.6	30.1	45.1
169	13.2	10.9	16.3

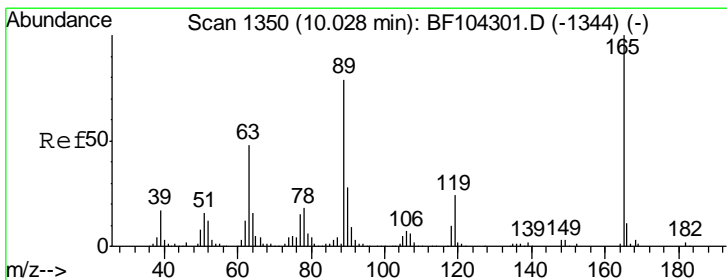
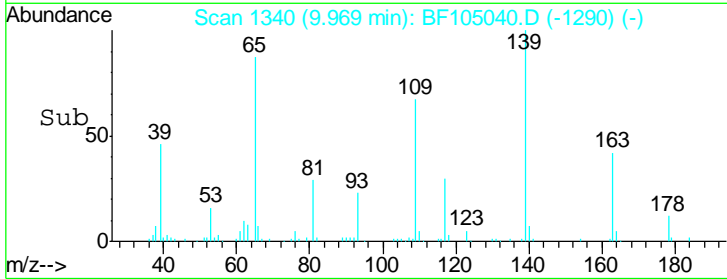
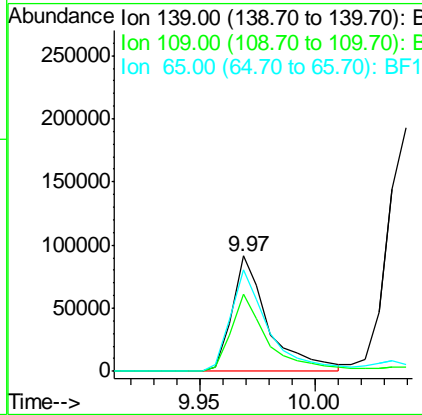
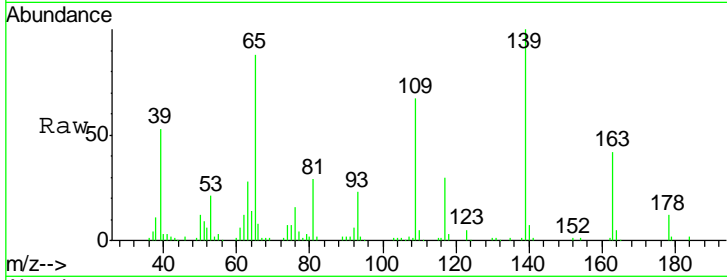




#55
 4-Nitrophenol
 Concen: 48.480 ng
 RT: 9.97 min Scan# 1340
 Delta R.T. -0.01 min
 Lab File: BF105040.D
 Acq: 2 May 2018 19:23

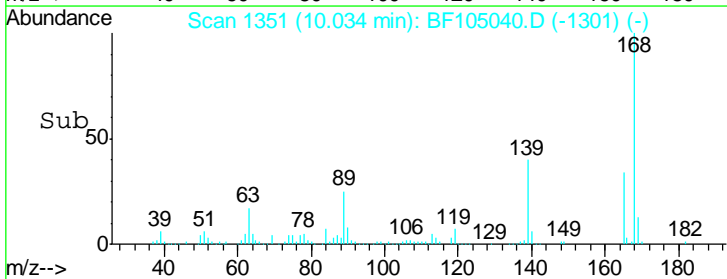
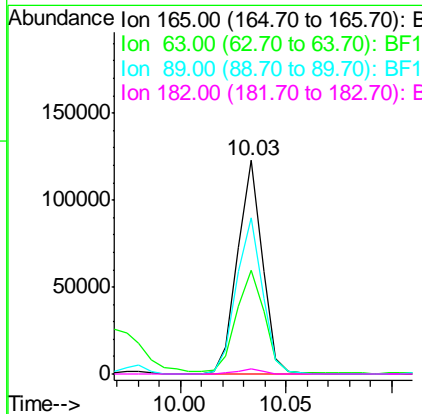
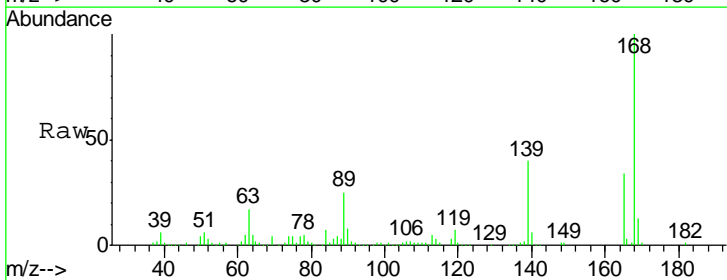
Instrument :
 BNA_F
ClientSampled :
 PB108708BS

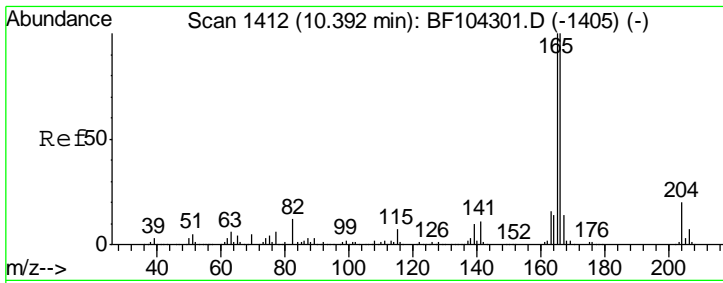
Tgt Ion	Resp	Lower	Upper
139	100		
109	66.7	48.4	88.4
65	88.1	72.6	112.6



#56
 2,4-Dinitrotoluene
 Concen: 33.904 ng
 RT: 10.03 min Scan# 1351
 Delta R.T. -0.01 min
 Lab File: BF105040.D
 Acq: 2 May 2018 19:23

Tgt Ion	Resp	Lower	Upper
165	100		
63	48.7	36.4	54.6
89	73.0	57.8	86.6
182	2.1	1.6	2.4

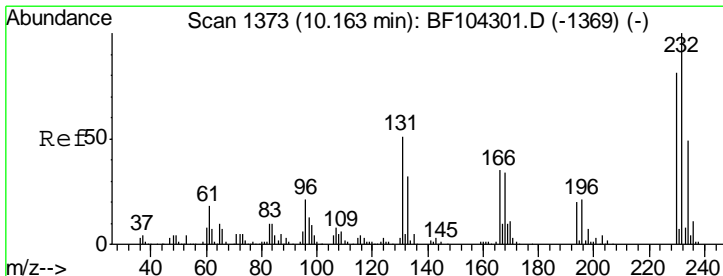
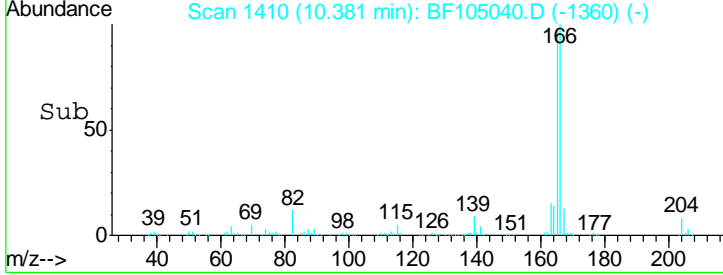
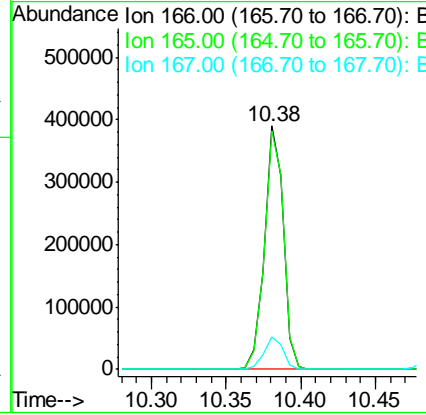
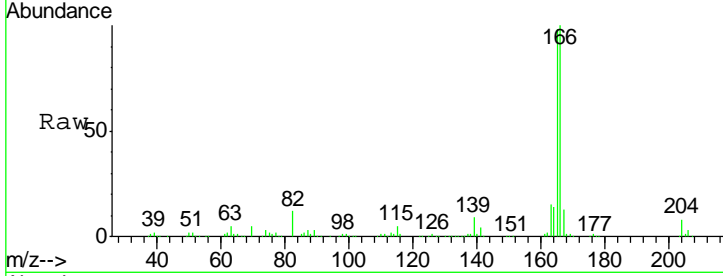




#57
 Fluorene
 Concen: 33.750 ng
 RT: 10.38 min Scan# 1410
 Delta R.T. -0.01 min
 Lab File: BF105040.D
 Acq: 2 May 2018 19:23

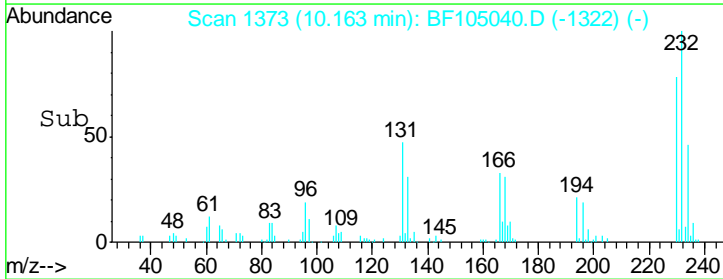
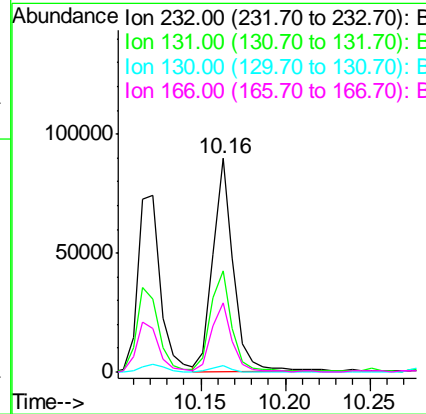
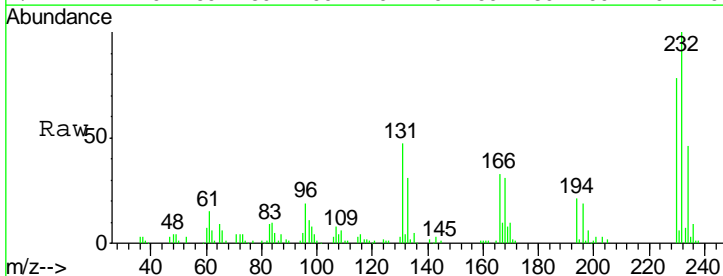
Instrument :
 BNA_F
 ClientSampled :
 PB108708BS

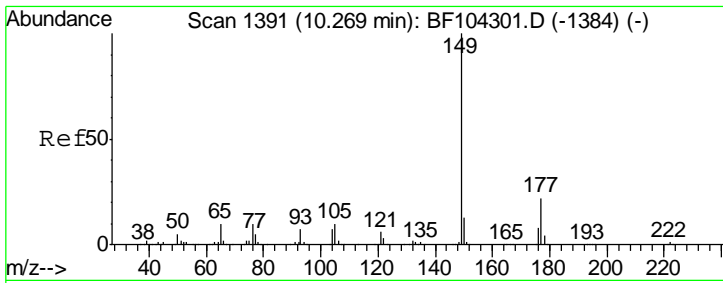
Tgt Ion	Resp	Lower	Upper
166	100		
165	97.8	79.8	119.8
167	13.5	10.6	16.0



#58
 2,3,4,6-Tetrachlorophenol
 Concen: 29.965 ng
 RT: 10.16 min Scan# 1373
 Delta R.T. 0.00 min
 Lab File: BF105040.D
 Acq: 2 May 2018 19:23

Tgt Ion	Resp	Lower	Upper
232	100		
131	48.2	43.8	65.8
130	2.4	2.1	3.1
166	33.2	27.8	41.6

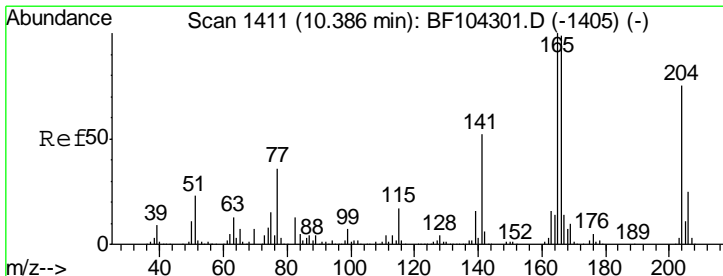
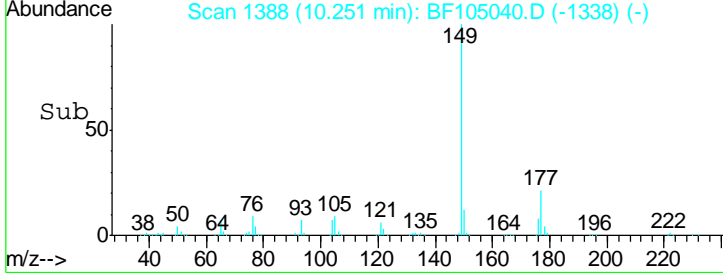
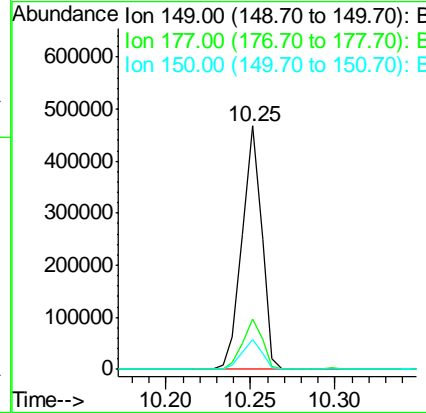
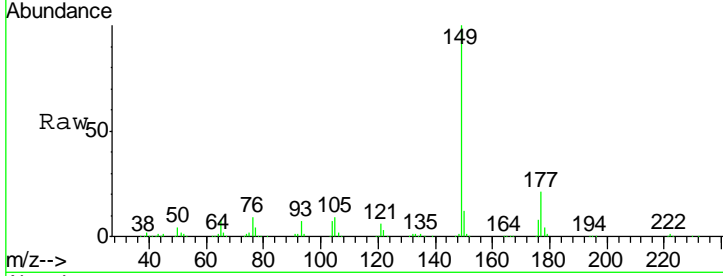




#59
 Diethylphthalate
 Concen: 31.291 ng
 RT: 10.25 min Scan# 1388
 Delta R.T. -0.01 min
 Lab File: BF105040.D
 Acq: 2 May 2018 19:23

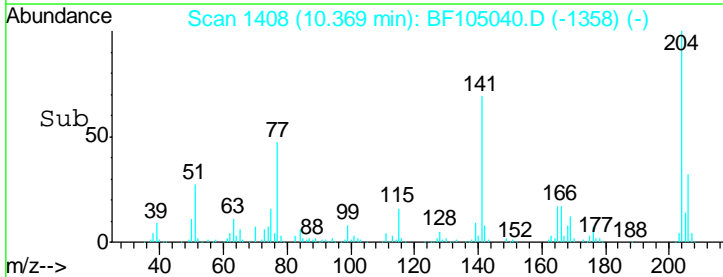
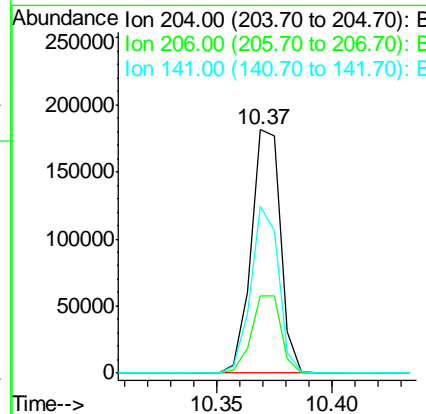
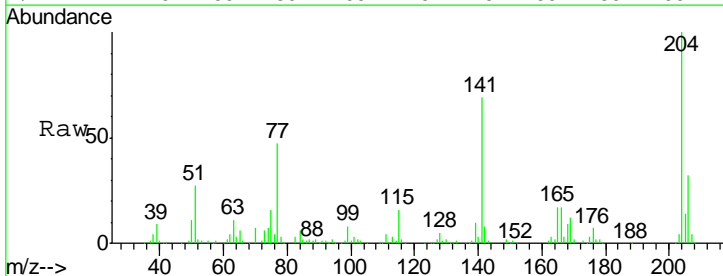
Instrument : BNA_F
 ClientSampled : PB108708BS

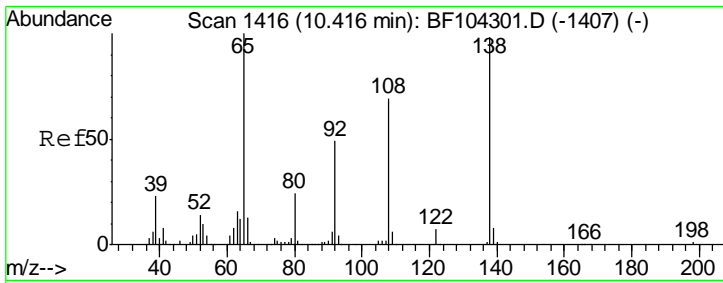
Tgt Ion	Resp	Lower	Upper
149	378408		
177	20.5	16.1	24.1
150	12.4	10.1	15.1



#60
 4-Chlorophenyl-phenylether
 Concen: 36.563 ng
 RT: 10.37 min Scan# 1408
 Delta R.T. -0.01 min
 Lab File: BF105040.D
 Acq: 2 May 2018 19:23

Tgt Ion	Resp	Lower	Upper
204	161554		
206	31.7	26.5	39.7
141	68.5	54.6	81.8

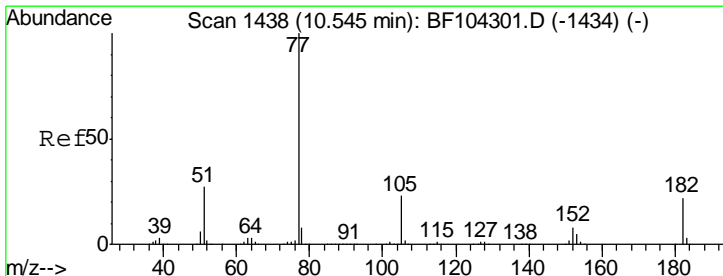
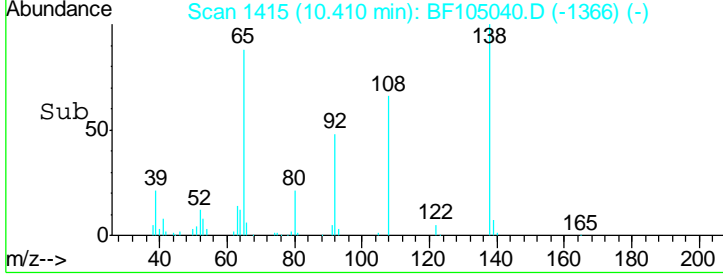
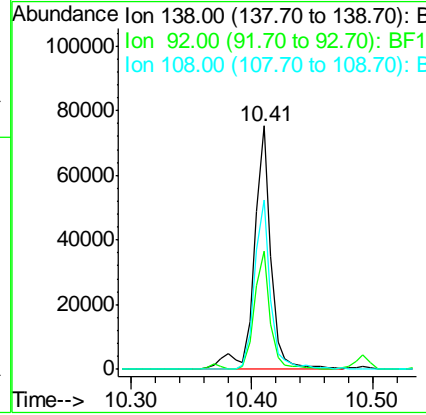
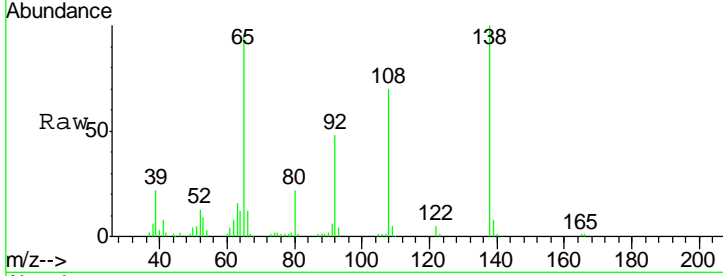




#61
 4-Nitroaniline
 Concen: 28.337 ng
 RT: 10.41 min Scan# 1415
 Delta R.T. -0.01 min
 Lab File: BF105040.D
 Acq: 2 May 2018 19:23

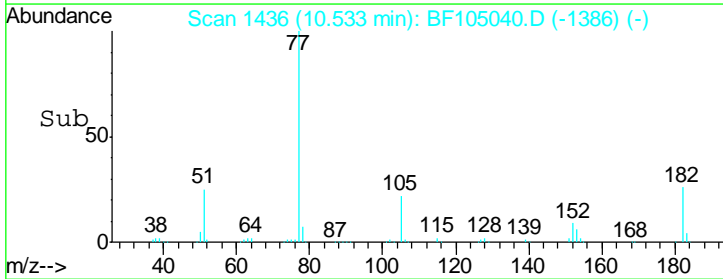
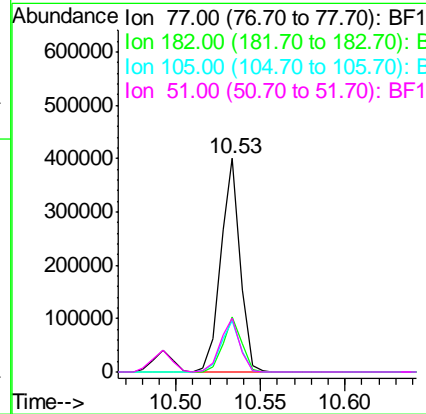
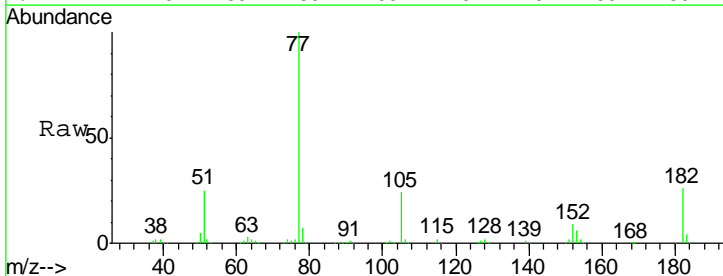
Instrument :
 BNA_F
 ClientSampleID :
 PB108708BS

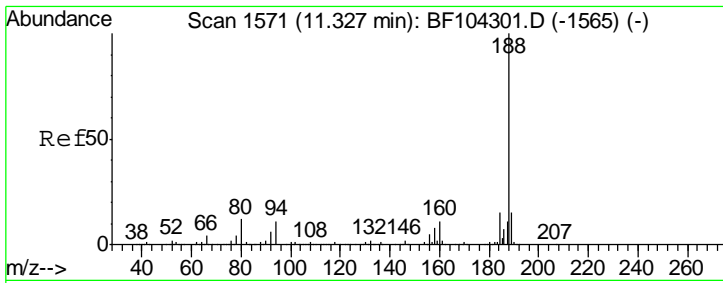
Tgt Ion	Resp	Lower	Upper
138	100		
92	48.5	30.2	70.2
108	69.7	52.5	92.5



#62
 Azobenzene
 Concen: 27.734 ng
 RT: 10.53 min Scan# 1436
 Delta R.T. -0.01 min
 Lab File: BF105040.D
 Acq: 2 May 2018 19:23

Tgt Ion	Resp	Lower	Upper
77	100		
182	25.5	1.7	41.7
105	23.8	3.0	43.0
51	25.0	9.9	49.9

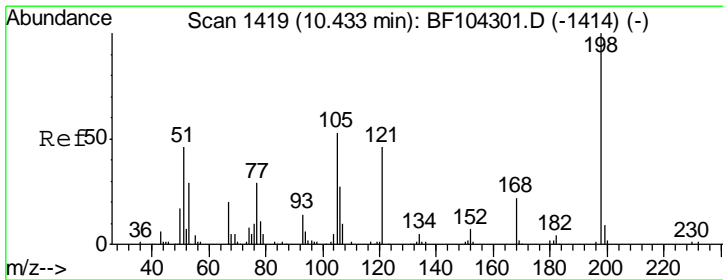
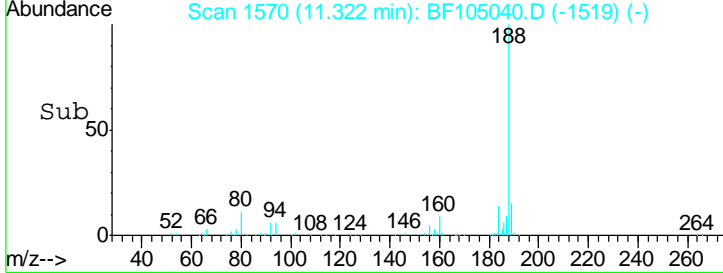
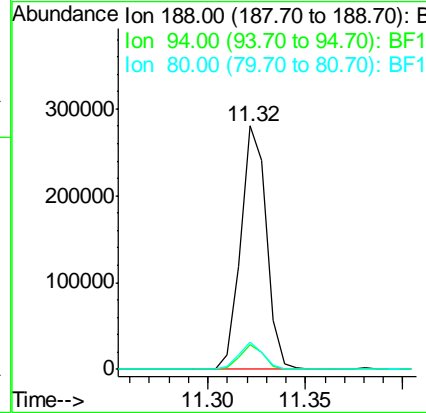
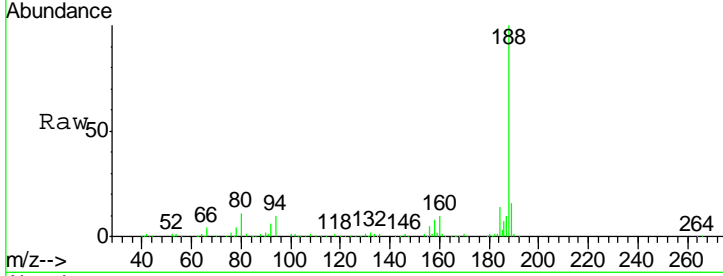




#63
 Phenanthrene-d10
 Concen: 20.000 ng
 RT: 11.32 min Scan# 1570
 Delta R.T. 0.00 min
 Lab File: BF105040.D
 Acq: 2 May 2018 19:23

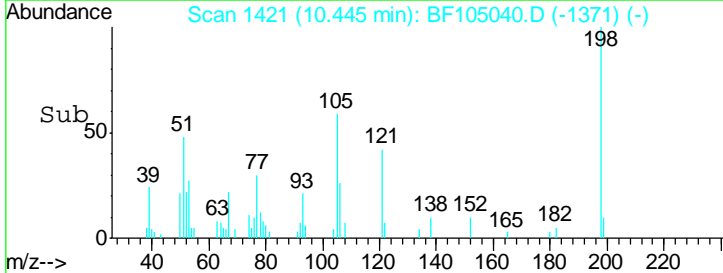
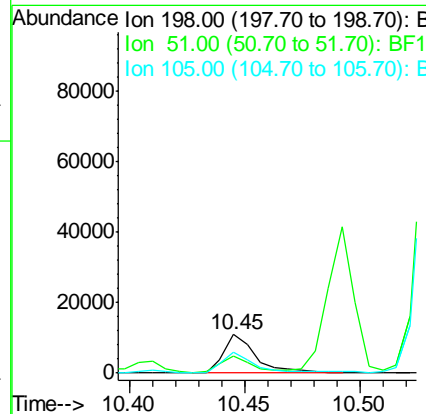
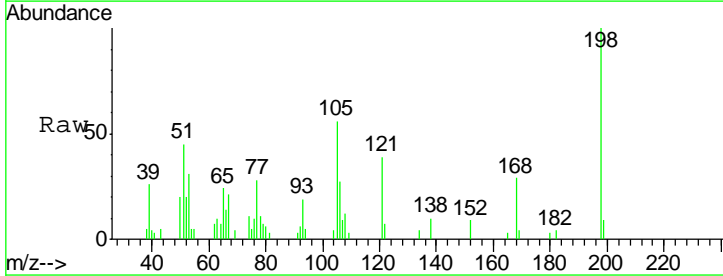
Instrument :
 BNA_F
ClientSampled :
 PB108708BS

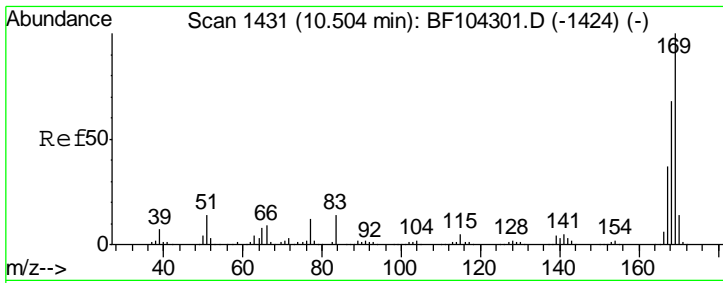
Tgt Ion	Resp	Lower	Upper
188	100		
94	10.2	8.5	12.7
80	11.0	9.2	13.8



#64
 4,6-Dinitro-2-methylphenol
 Concen: 14.617 ng
 RT: 10.45 min Scan# 1421
 Delta R.T. -0.01 min
 Lab File: BF105040.D
 Acq: 2 May 2018 19:23

Tgt Ion	Resp	Lower	Upper
198	100		
51	44.8	37.7	77.7
105	55.7	36.3	76.3

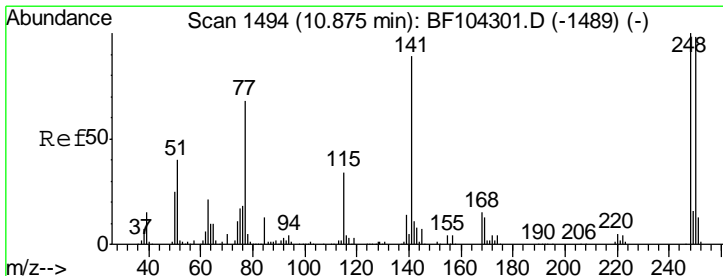
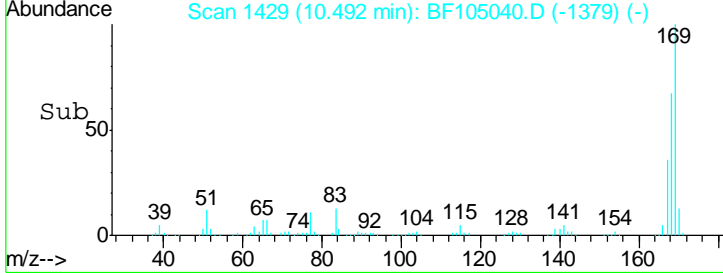
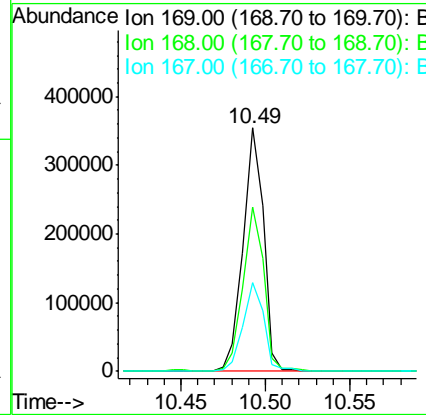
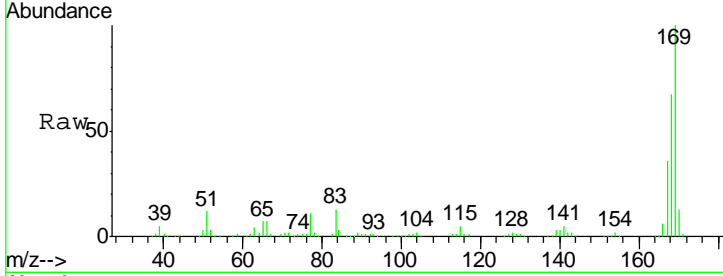




#65
 n-Nitrosodiphenylamine
 Concen: 33.757 ng
 RT: 10.49 min Scan# 1429
 Delta R.T. -0.01 min
 Lab File: BF105040.D
 Acq: 2 May 2018 19:23

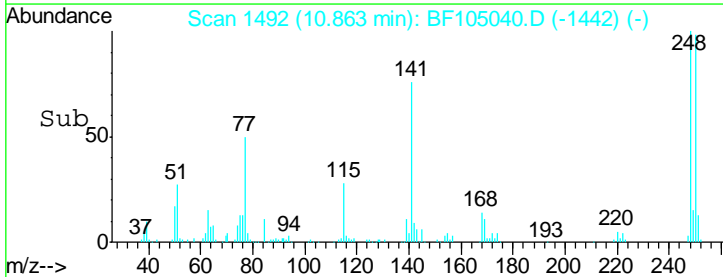
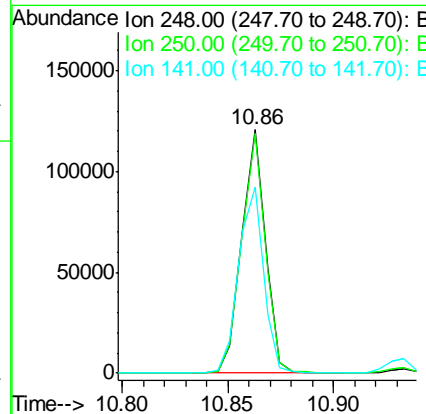
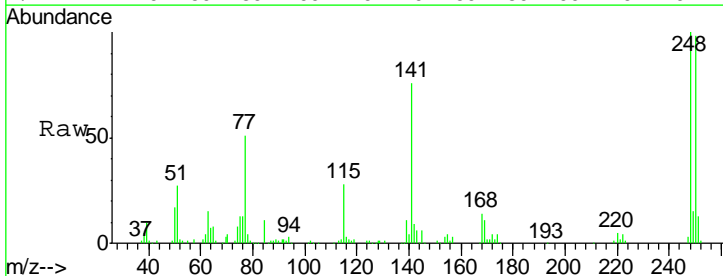
Instrument :
 BNA_F
 ClientSampleID :
 PB108708BS

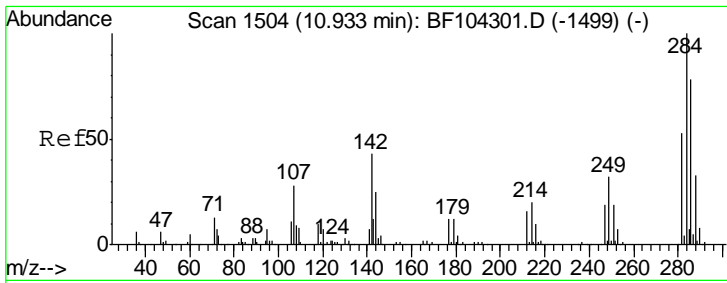
Tgt Ion	Resp	Lower	Upper
169	100		
168	67.3	54.4	81.6
167	36.4	29.8	44.6



#66
 4-Bromophenyl-phenylether
 Concen: 34.465 ng
 RT: 10.86 min Scan# 1492
 Delta R.T. -0.01 min
 Lab File: BF105040.D
 Acq: 2 May 2018 19:23

Tgt Ion	Resp	Lower	Upper
248	100		
250	98.3	76.9	115.3
141	76.2	74.4	111.6

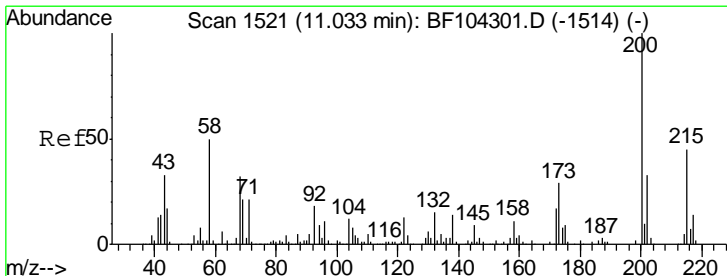
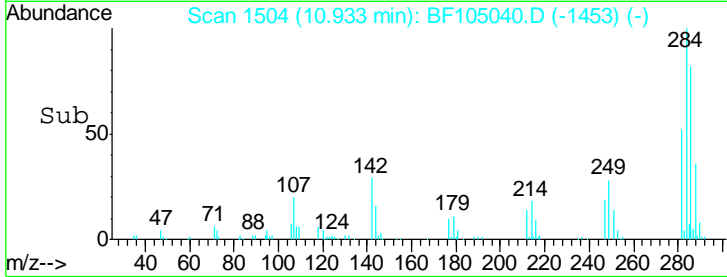
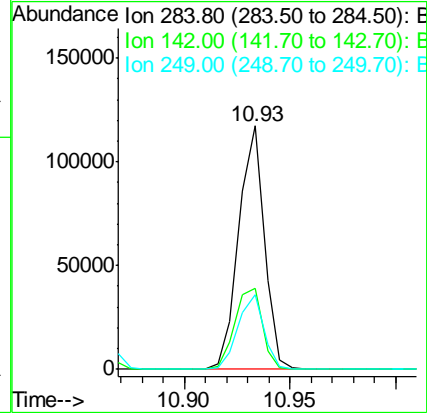
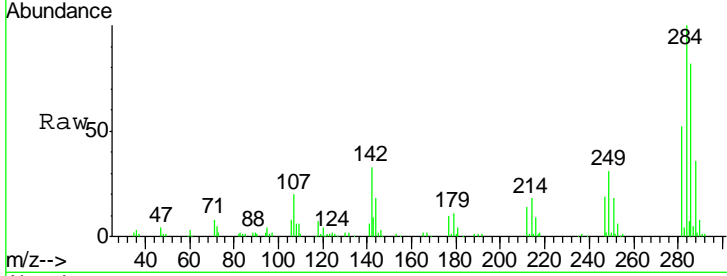




#67
 Hexachlorobenzene
 Concen: 32.074 ng
 RT: 10.93 min Scan# 1504
 Delta R.T. 0.00 min
 Lab File: BF105040.D
 Acq: 2 May 2018 19:23

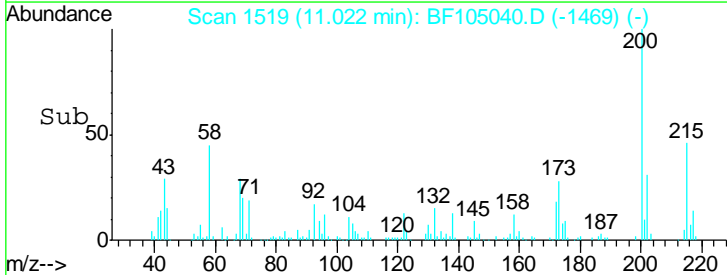
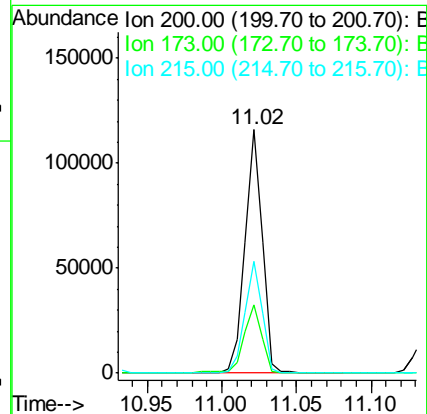
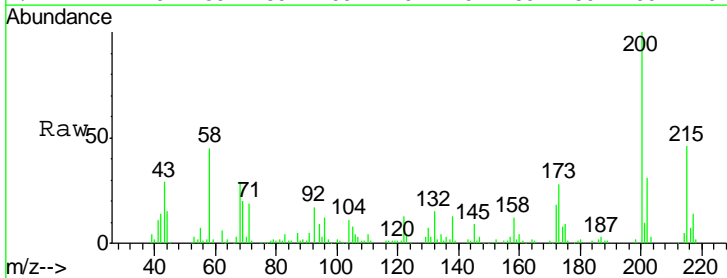
Instrument :
 BNA_F
 ClientSampled :
 PB108708BS

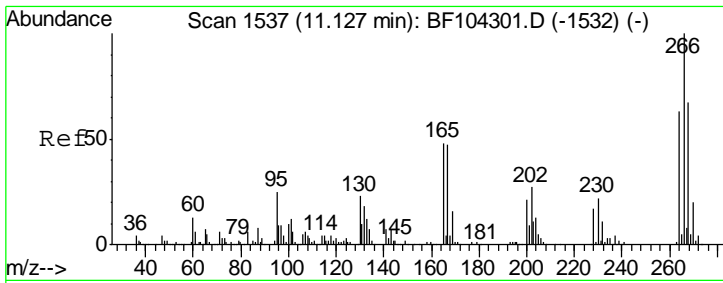
Tgt Ion	Resp	Lower	Upper
284	100		
142	33.0	34.6	52.0#
249	30.7	24.8	37.2



#68
 Atrazine
 Concen: 35.274 ng
 RT: 11.02 min Scan# 1519
 Delta R.T. -0.01 min
 Lab File: BF105040.D
 Acq: 2 May 2018 19:23

Tgt Ion	Resp	Lower	Upper
200	100		
173	28.3	8.6	48.6
215	45.9	25.1	65.1

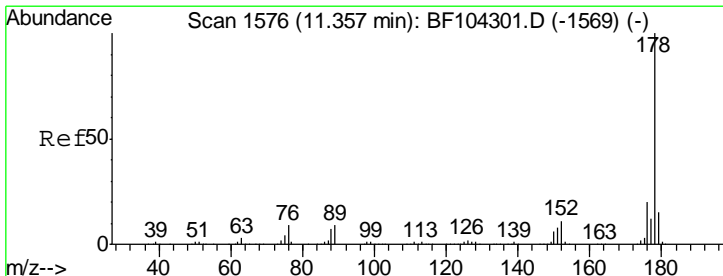
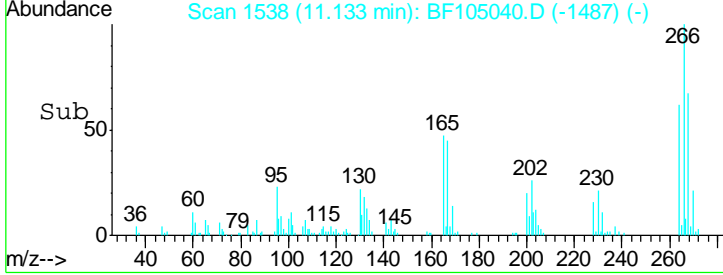
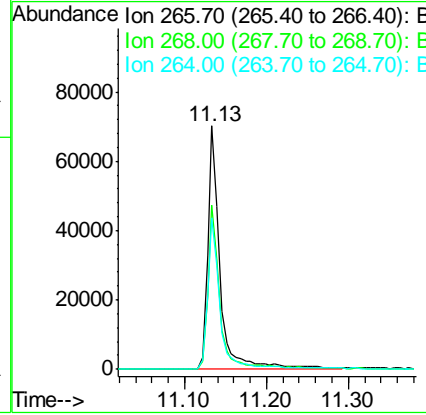
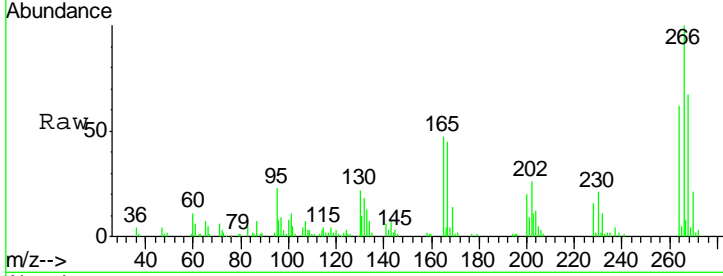




#69
 Pentachlorophenol
 Concen: 39.465 ng
 RT: 11.13 min Scan# 1538
 Delta R.T. 0.00 min
 Lab File: BF105040.D
 Acq: 2 May 2018 19:23

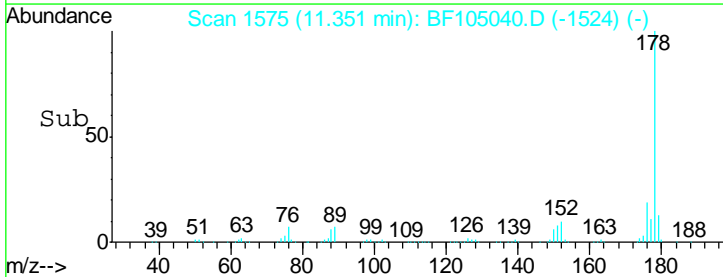
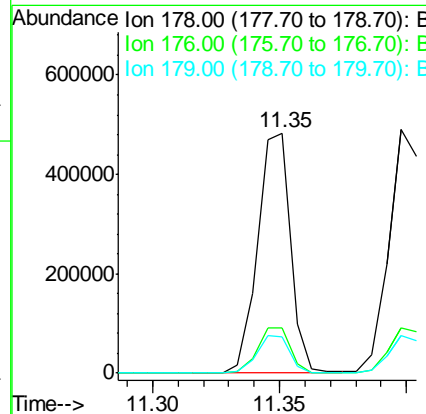
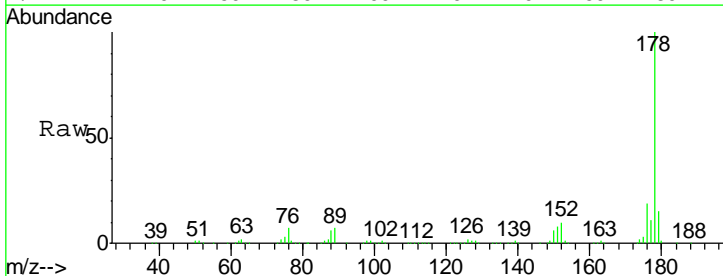
Instrument :
 BNA_F
 ClientSampled :
 PB108708BS

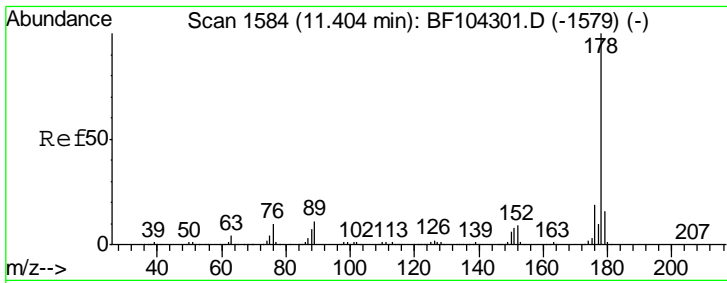
Tgt Ion	Resp	Lower	Upper
266	100		
268	67.3	51.1	76.7
264	62.0	49.5	74.3



#70
 Phenanthrene
 Concen: 30.894 ng
 RT: 11.35 min Scan# 1575
 Delta R.T. 0.00 min
 Lab File: BF105040.D
 Acq: 2 May 2018 19:23

Tgt Ion	Resp	Lower	Upper
178	100		
176	18.7	15.8	23.8
179	15.1	13.0	19.6

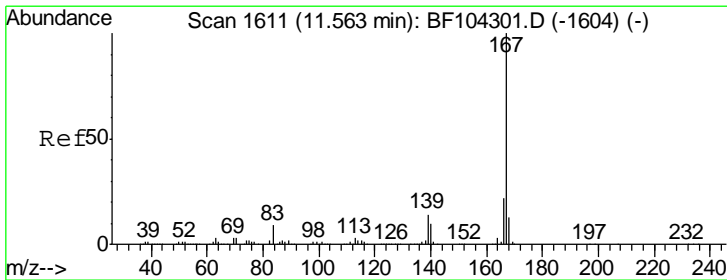
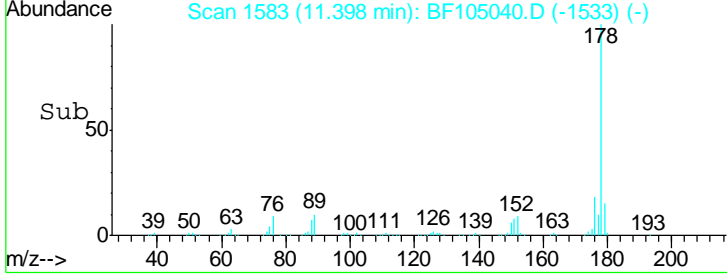
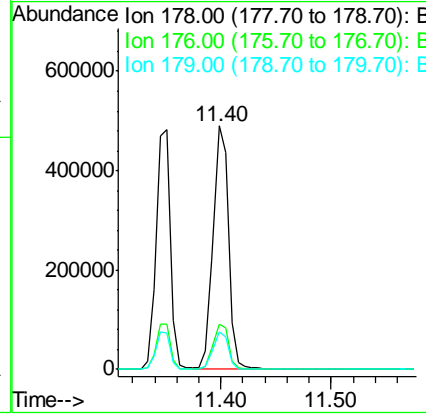
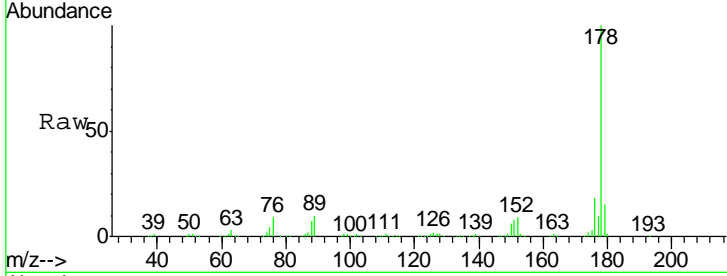




#71
 Anthracene
 Concen: 32.035 ng
 RT: 11.40 min Scan# 1583
 Delta R.T. -0.01 min
 Lab File: BF105040.D
 Acq: 2 May 2018 19:23

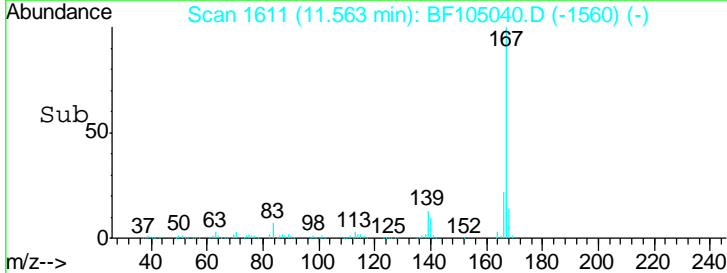
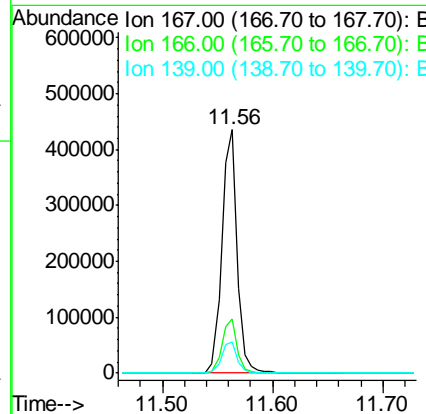
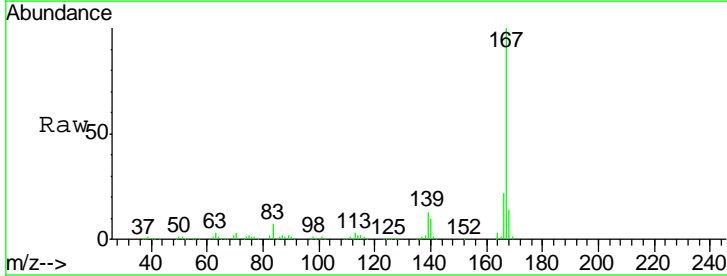
Instrument : BNA_F
 ClientSampled : PB108708BS

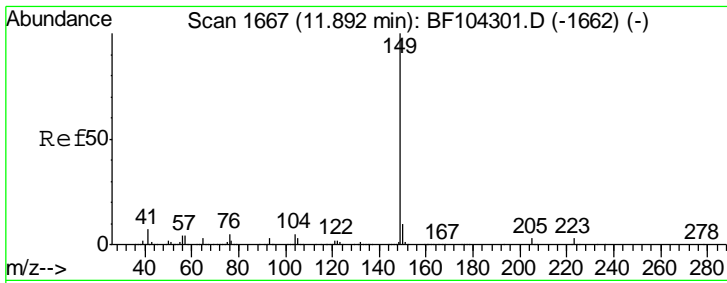
Tgt Ion	Resp	Lower	Upper
178	100		
176	18.4	15.4	23.2
179	15.3	12.6	19.0



#72
 Carbazole
 Concen: 29.382 ng
 RT: 11.56 min Scan# 1611
 Delta R.T. 0.00 min
 Lab File: BF105040.D
 Acq: 2 May 2018 19:23

Tgt Ion	Resp	Lower	Upper
167	100		
166	22.3	17.6	26.4
139	12.8	10.9	16.3

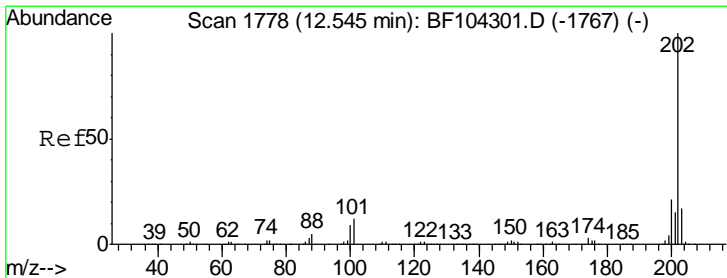
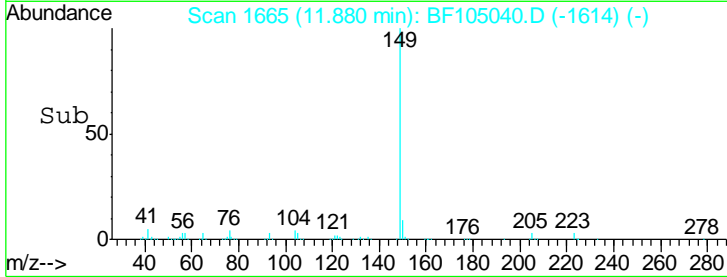
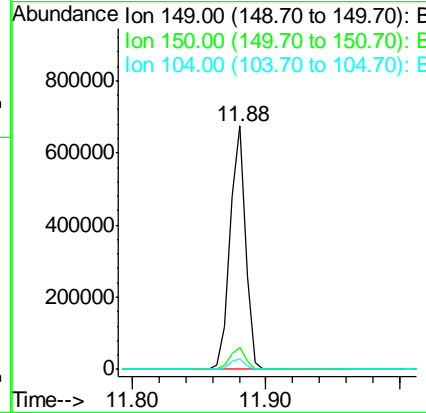
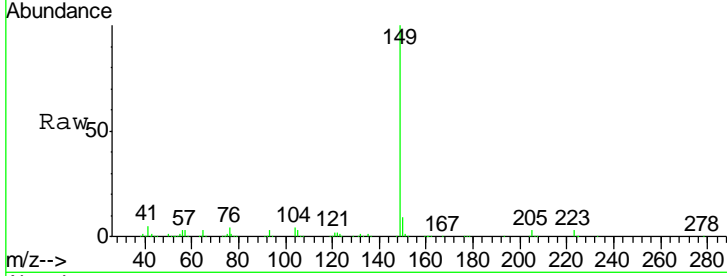




#73
 Di-n-butylphthalate
 Concen: 32.113 ng
 RT: 11.88 min Scan# 1665
 Delta R.T. 0.00 min
 Lab File: BF105040.D
 Acq: 2 May 2018 19:23

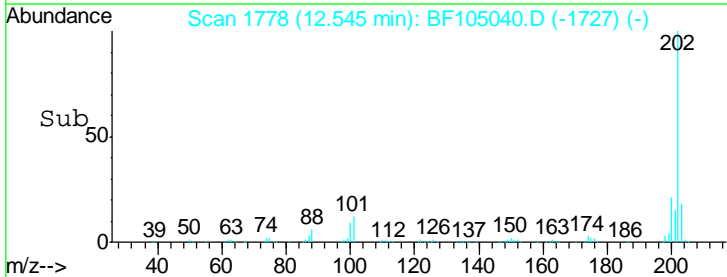
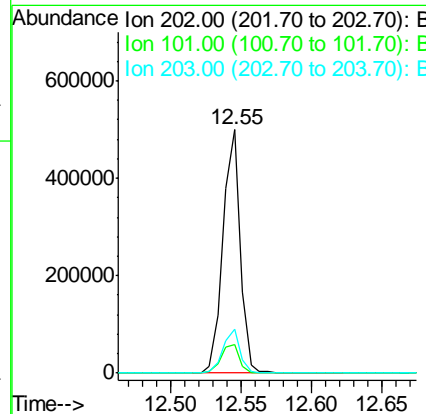
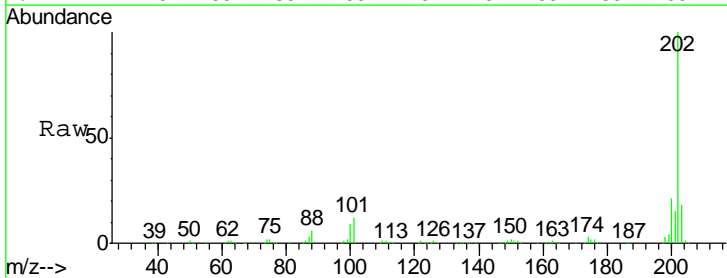
Instrument :
 BNA_F
 ClientSampled :
 PB108708BS

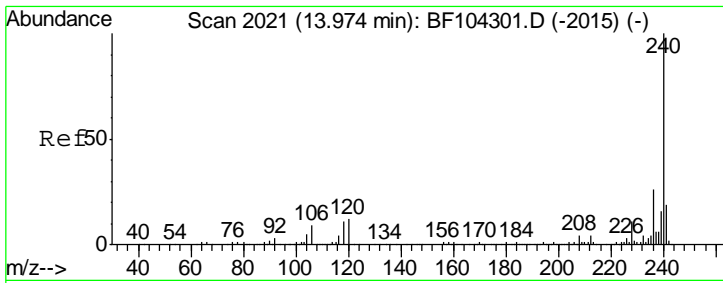
Tgt Ion	Resp	Lower	Upper
149	100		
150	9.1	7.8	11.6
104	4.5	3.8	5.8



#74
 Fluoranthene
 Concen: 28.805 ng
 RT: 12.55 min Scan# 1778
 Delta R.T. 0.00 min
 Lab File: BF105040.D
 Acq: 2 May 2018 19:23

Tgt Ion	Resp	Lower	Upper
202	100		
101	11.6	0.0	34.1
203	17.8	0.0	38.1

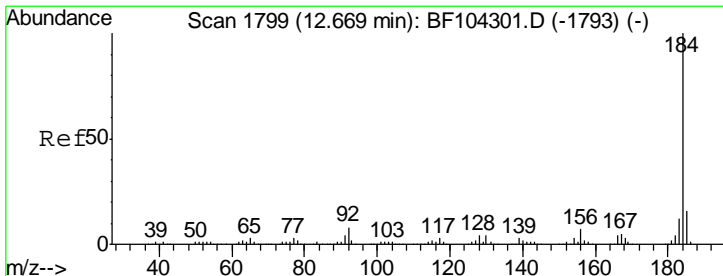
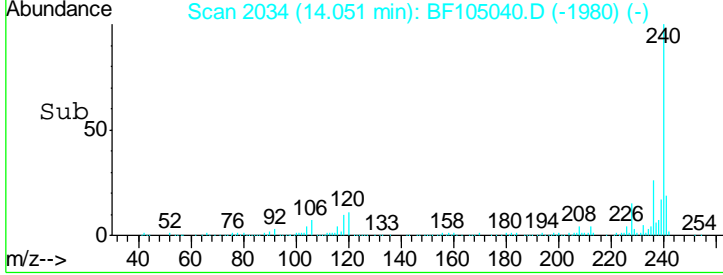
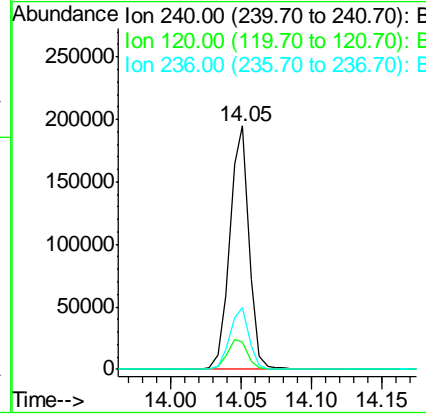
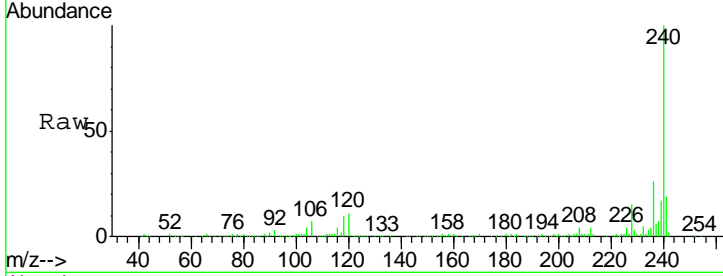




#75
 Chrysene-d12
 Concen: 20.000 ng
 RT: 14.05 min Scan# 2034
 Delta R.T. 0.02 min
 Lab File: BF105040.D
 Acq: 2 May 2018 19:23

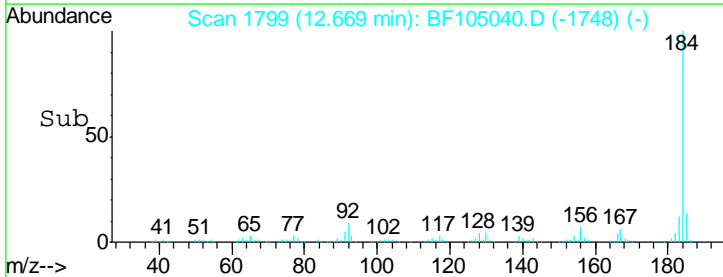
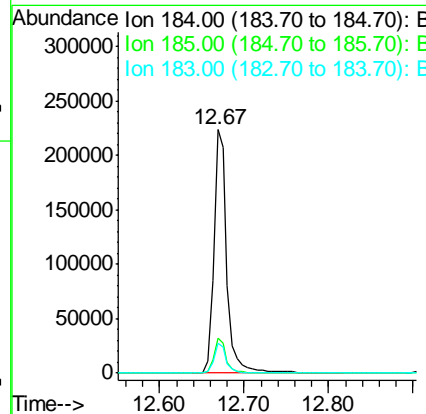
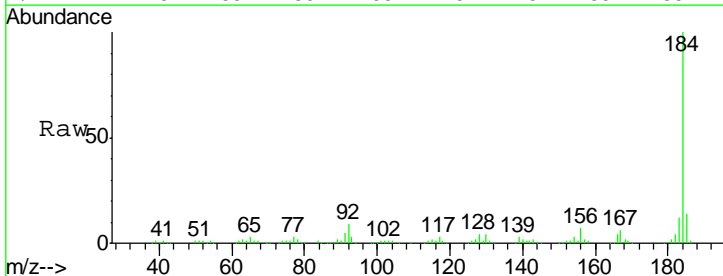
Instrument : BNA_F
 ClientSampleID : PB108708BS

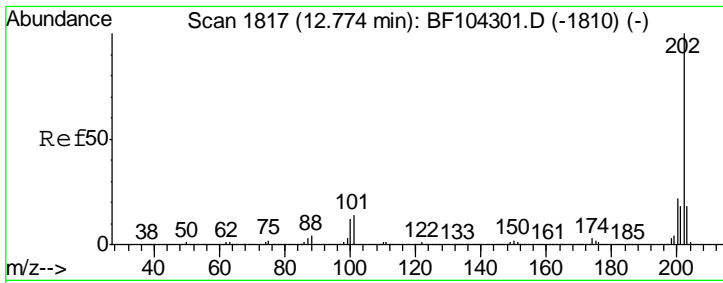
Tgt Ion	Resp	Lower	Upper
240	183843		
120	11.1	9.5	14.3
236	25.5	20.7	31.1



#76
 Benzidine
 Concen: 38.446 ng
 RT: 12.67 min Scan# 1799
 Delta R.T. 0.00 min
 Lab File: BF105040.D
 Acq: 2 May 2018 19:23

Tgt Ion	Resp	Lower	Upper
184	242253		
185	14.2	12.6	18.8
183	12.1	9.3	13.9

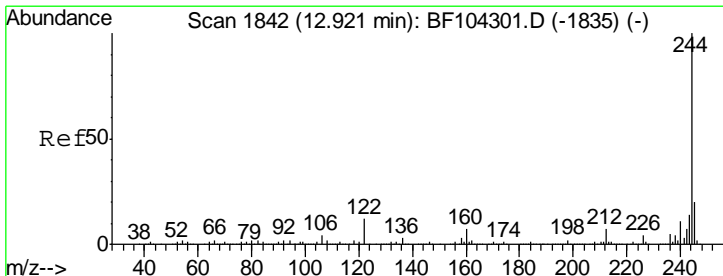
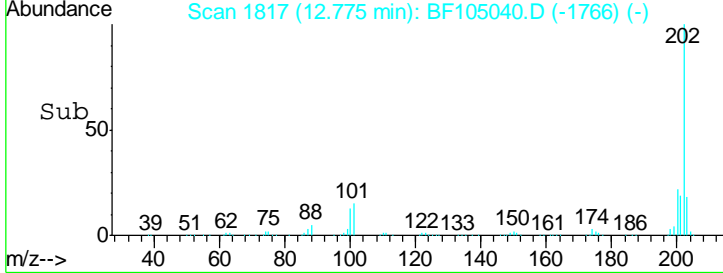
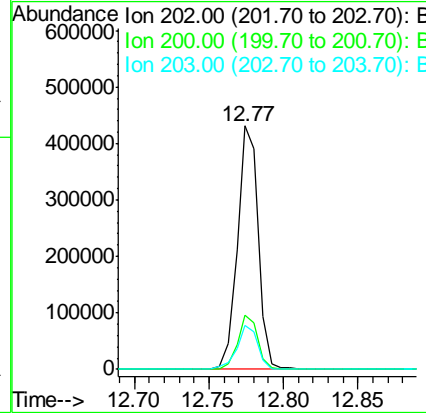
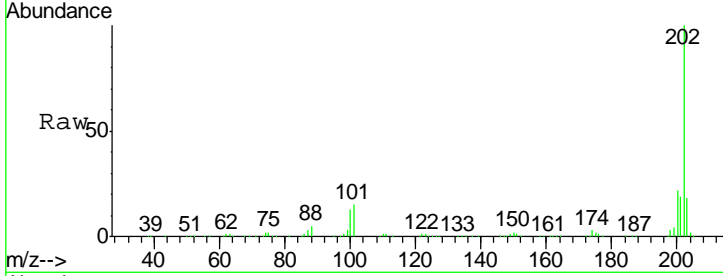




#77
 Pyrene
 Concen: 31.051 ng
 RT: 12.77 min Scan# 1817
 Delta R.T. 0.00 min
 Lab File: BF105040.D
 Acq: 2 May 2018 19:23


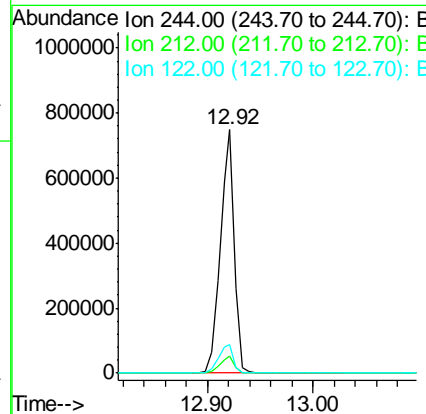
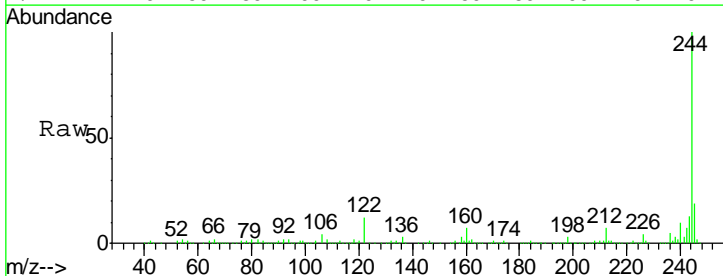
Instrument : BNA_F
 ClientSampleID : PB108708BS

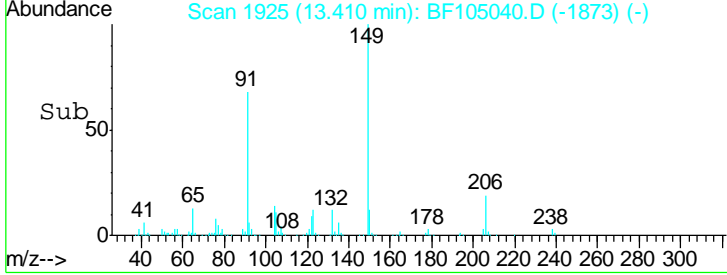
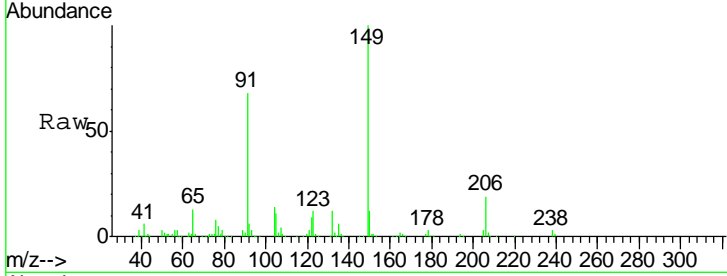
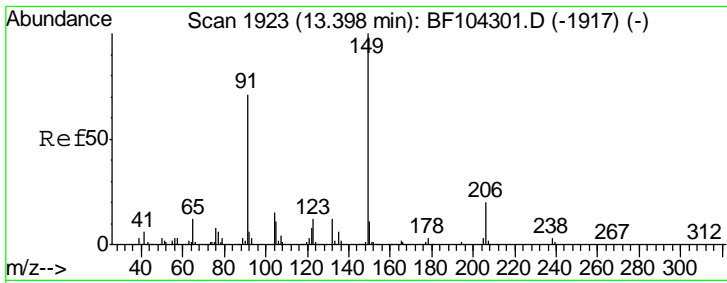
Tgt Ion	Resp	Lower	Upper
202	423128		
200	22.1	17.4	26.2
203	18.1	14.3	21.5



#78
 Terphenyl-d14
 Concen: 86.859 ng
 RT: 12.92 min Scan# 1842
 Delta R.T. 0.01 min
 Lab File: BF105040.D
 Acq: 2 May 2018 19:23

Tgt Ion	Resp	Lower	Upper
244	700425		
212	6.9	5.4	8.0
122	11.7	11.0	16.4

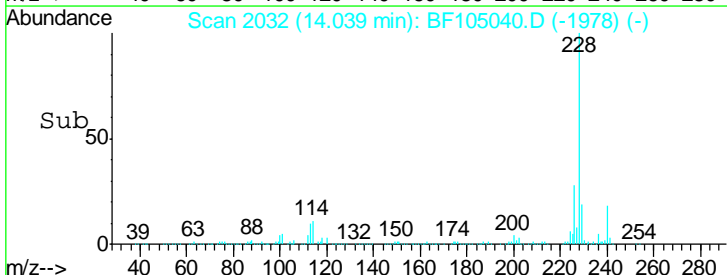
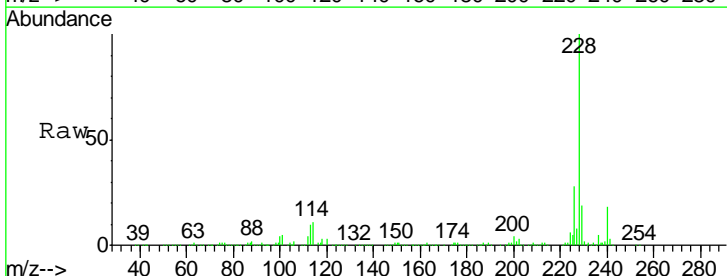
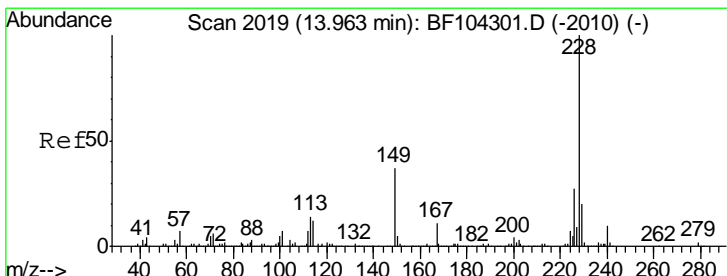
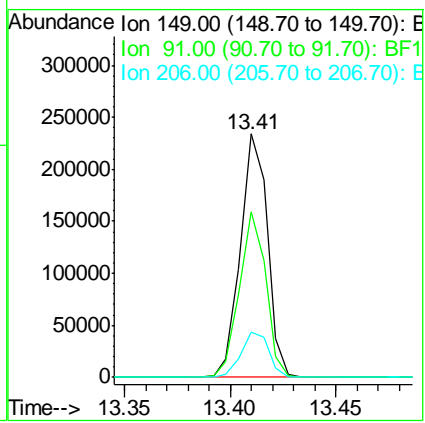




#79
 Butylbenzylphthalate
 Concen: 32.311 ng
 RT: 13.41 min Scan# 1925
 Delta R.T. 0.01 min
 Lab File: BF105040.D
 Acq: 2 May 2018 19:23

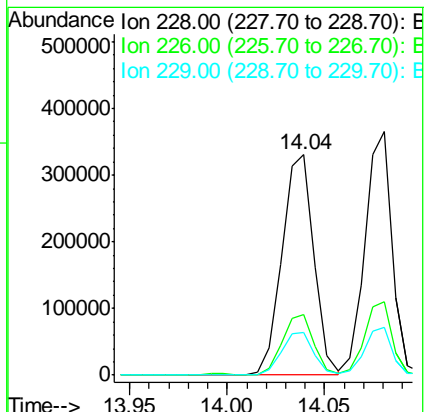
Instrument :
 BNA_F
 ClientSampleId :
 PB108708BS

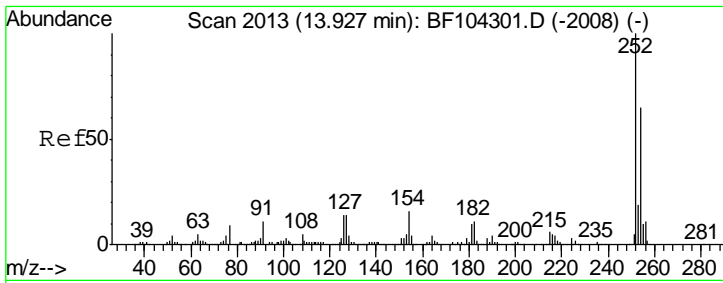
Tgt Ion	Resp	Lower	Upper
149	100		
91	68.1	56.8	85.2
206	18.6	14.1	21.1



#80
 Benzo(a)anthracene
 Concen: 33.860 ng
 RT: 14.04 min Scan# 2032
 Delta R.T. 0.02 min
 Lab File: BF105040.D
 Acq: 2 May 2018 19:23

Tgt Ion	Resp	Lower	Upper
228	100		
226	27.6	22.6	33.8
229	19.4	15.8	23.6

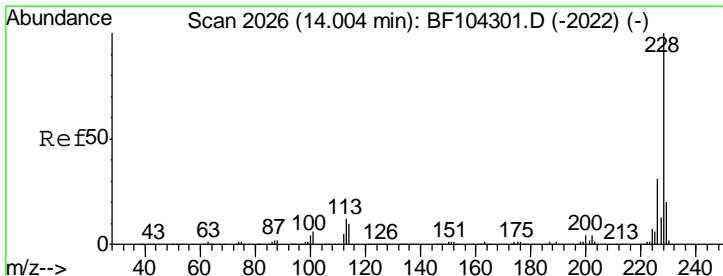
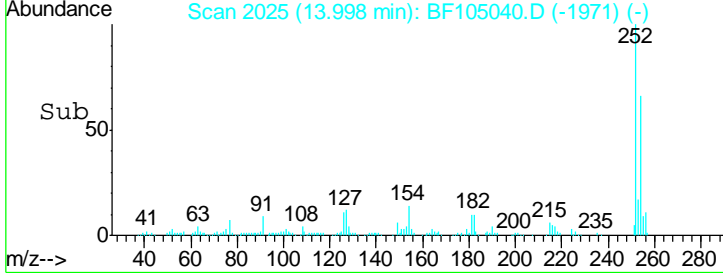
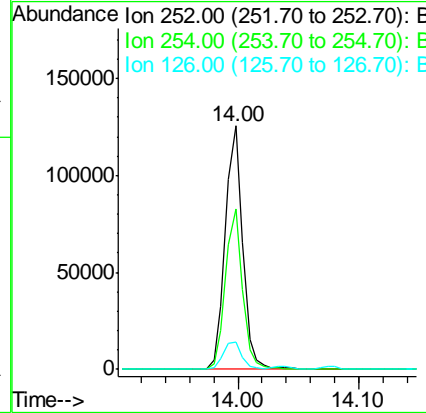
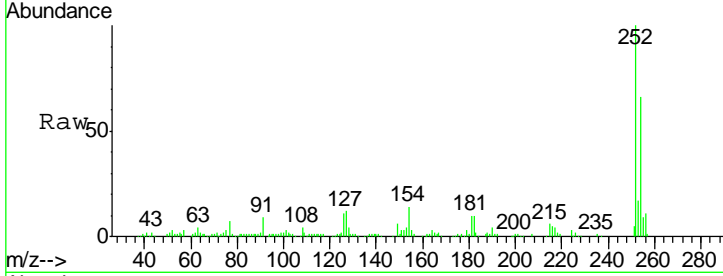




#81
 3,3'-Dichlorobenzidine
 Concen: 30.584 ng
 RT: 14.00 min Scan# 2025
 Delta R.T. 0.02 min
 Lab File: BF105040.D
 Acq: 2 May 2018 19:23

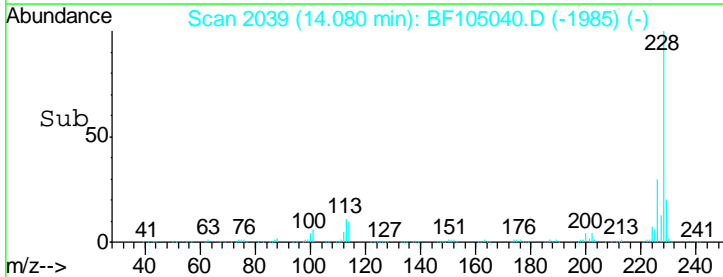
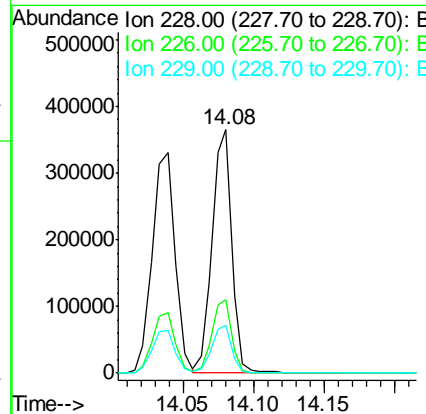
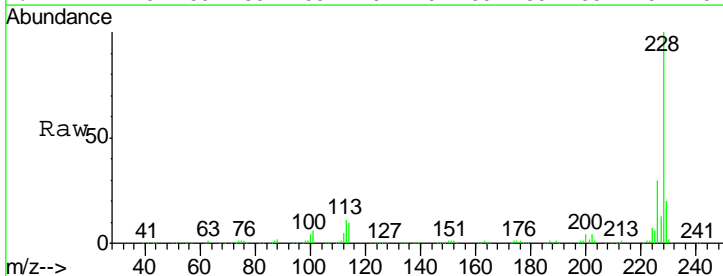
Instrument :
 BNA_F
 ClientSampled :
 PB108708BS

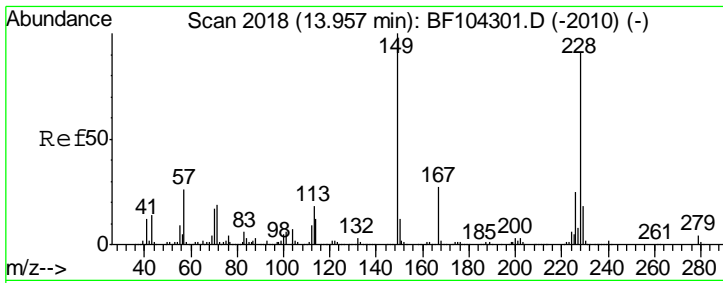
Tgt Ion	Resp	Lower	Upper
252	125244		
254	66.0	50.4	75.6
126	11.4	11.3	16.9



#82
 Chrysene
 Concen: 31.251 ng
 RT: 14.08 min Scan# 2039
 Delta R.T. 0.02 min
 Lab File: BF105040.D
 Acq: 2 May 2018 19:23

Tgt Ion	Resp	Lower	Upper
228	352547		
226	29.9	25.0	37.6
229	19.5	16.2	24.4

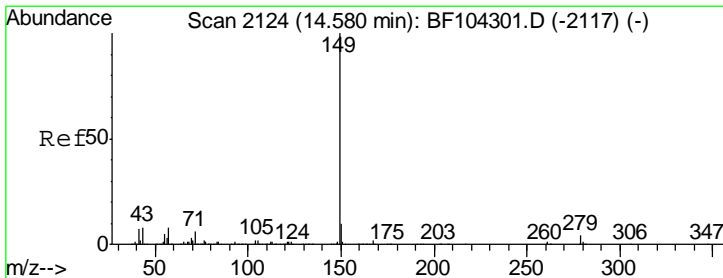
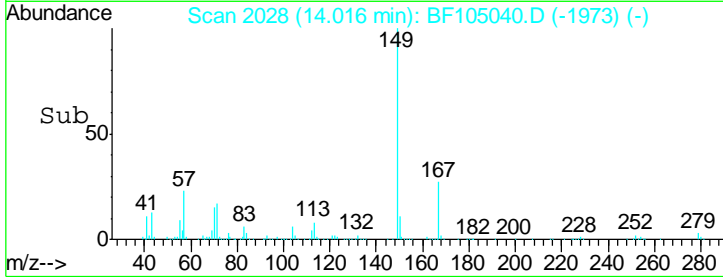
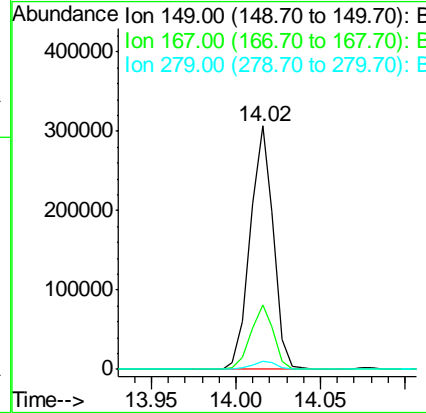
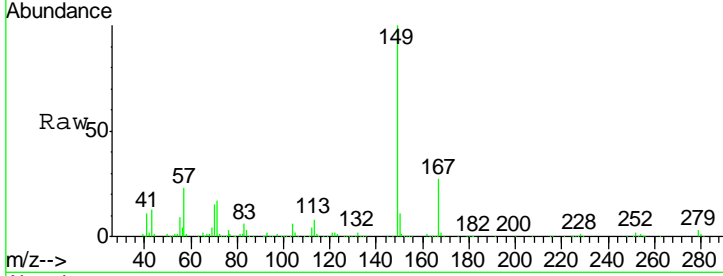




#83
 Bis(2-ethylhexyl)phthalate
 Concen: 35.401 ng
 RT: 14.02 min Scan# 2028
 Delta R.T. 0.02 min
 Lab File: BF105040.D
 Acq: 2 May 2018 19:23

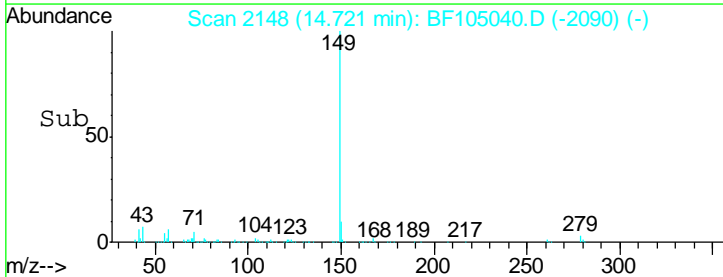
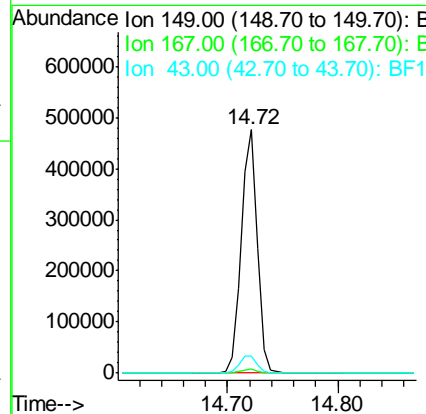
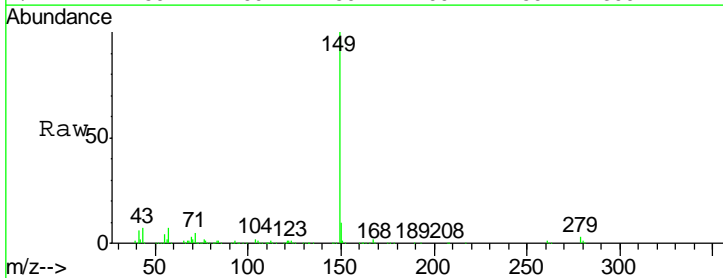
Instrument :
 BNA_F
 ClientSampleId :
 PB108708BS

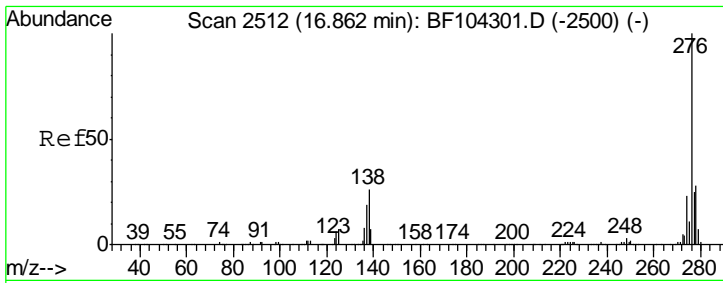
Tgt Ion	Resp	Lower	Upper
149	100		
167	26.7	21.3	31.9
279	3.5	3.0	4.4



#84
 Di-n-octyl phthalate
 Concen: 35.270 ng
 RT: 14.72 min Scan# 2148
 Delta R.T. 0.04 min
 Lab File: BF105040.D
 Acq: 2 May 2018 19:23

Tgt Ion	Resp	Lower	Upper
149	100		
167	1.6	1.2	1.8
43	7.5	8.4	12.6#

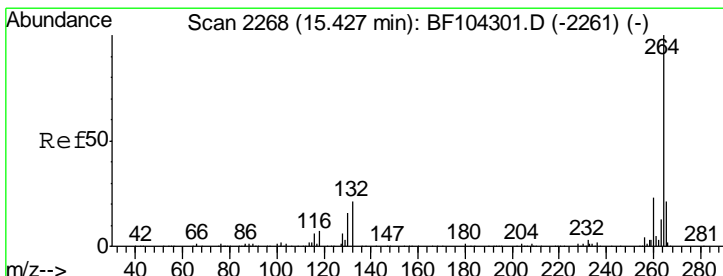
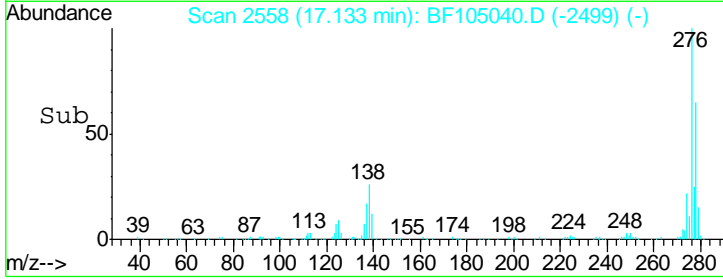
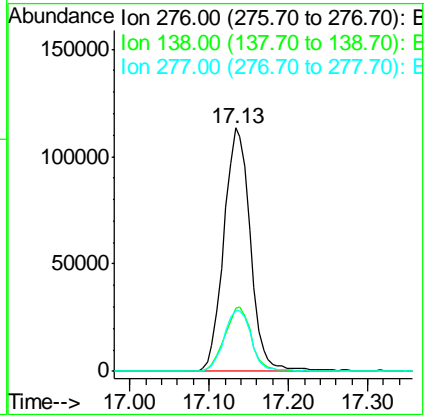
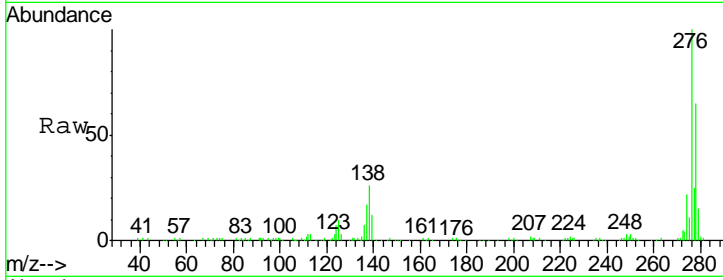




#85
 Indeno(1,2,3-cd)pyrene
 Concen: 27.398 ng
 RT: 17.13 min Scan# 2558
 Delta R.T. 0.05 min
 Lab File: BF105040.D
 Acq: 2 May 2018 19:23

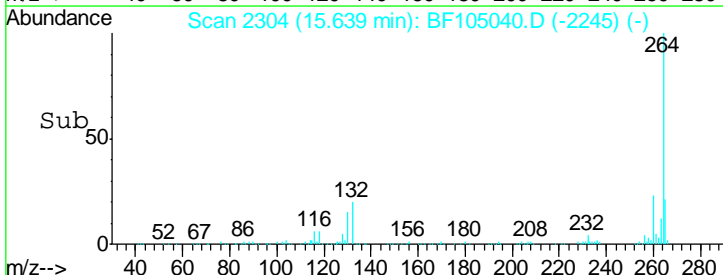
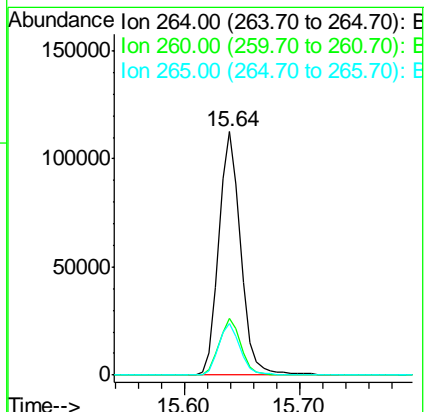
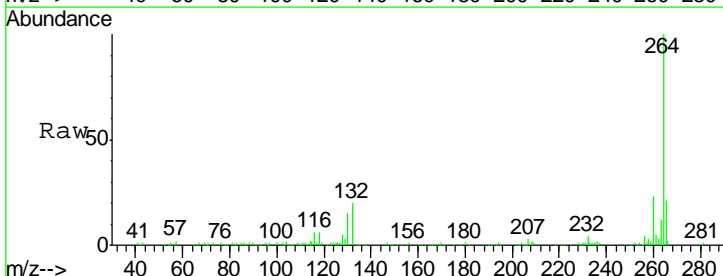
Instrument :
 BNA_F
 ClientSampleId :
 PB108708BS

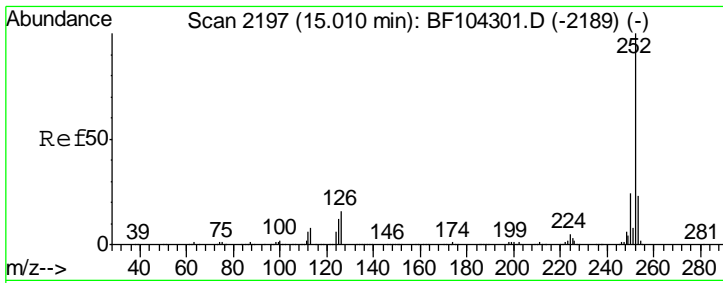
Tgt Ion	Resp	Lower	Upper
276	100		
138	26.4	25.0	37.6
277	25.6	20.1	30.1



#86
 Perylene-d12
 Concen: 20.000 ng
 RT: 15.64 min Scan# 2304
 Delta R.T. 0.05 min
 Lab File: BF105040.D
 Acq: 2 May 2018 19:23

Tgt Ion	Resp	Lower	Upper
264	100		
260	23.5	19.2	28.8
265	21.0	17.5	26.3



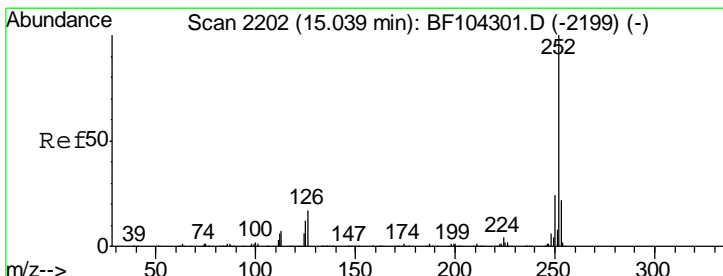

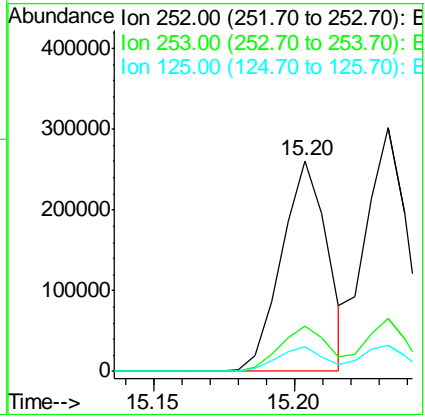
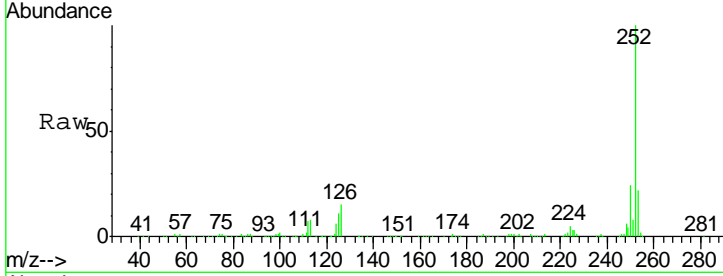


#87
 Benzo(b)fluoranthene
 Concen: 31.495 ng
 RT: 15.20 min Scan# 2230
 Delta R.T. 0.04 min
 Lab File: BF105040.D
 Acq: 2 May 2018 19:23

Instrument :
 BNA_F
 ClientSampled :
 PB108708BS

Tgt Ion: 252 Resp: 294705

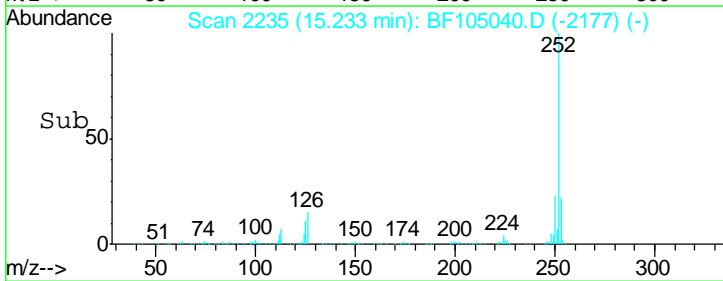
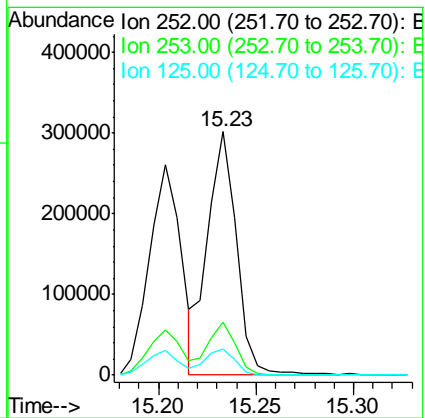
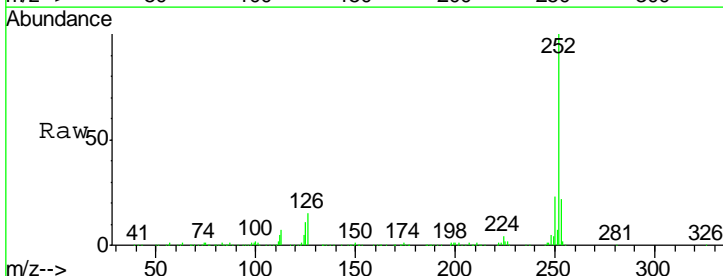
Ion	Ratio	Lower	Upper
252	100		
253	21.5	17.0	25.6
125	11.5	9.0	13.6

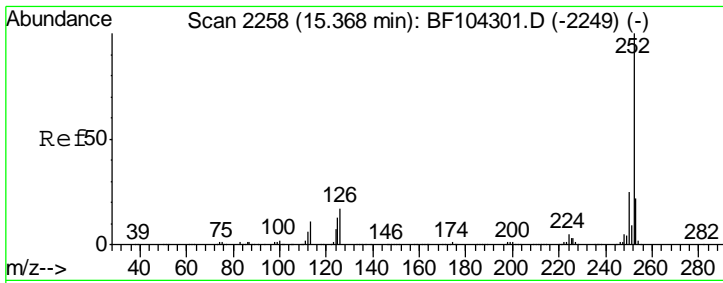


#88
 Benzo(k)fluoranthene
 Concen: 34.910 ng
 RT: 15.23 min Scan# 2235
 Delta R.T. 0.04 min
 Lab File: BF105040.D
 Acq: 2 May 2018 19:23

Tgt Ion: 252 Resp: 308404

Ion	Ratio	Lower	Upper
252	100		
253	22.0	17.9	26.9
125	10.7	10.2	15.2

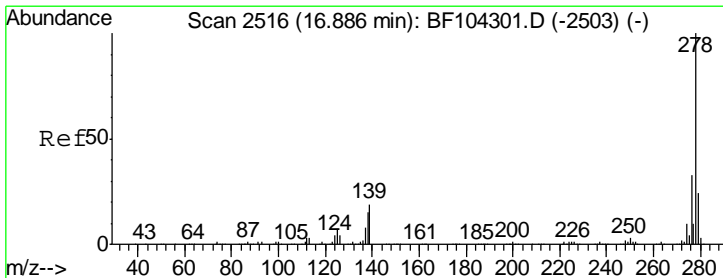
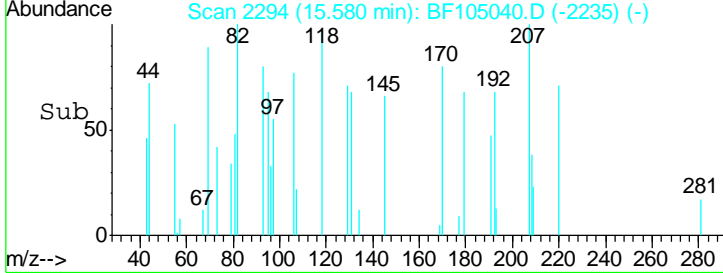
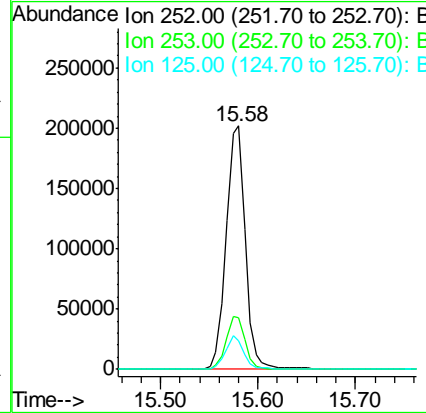
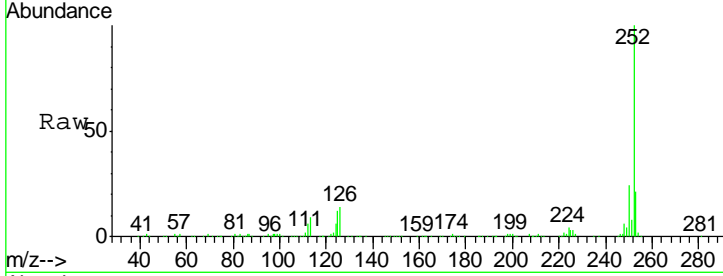




#89
 Benzo(a)pyrene
 Concen: 32.992 ng
 RT: 15.58 min Scan# 2294
 Delta R.T. 0.05 min
 Lab File: BF105040.D
 Acq: 2 May 2018 19:23

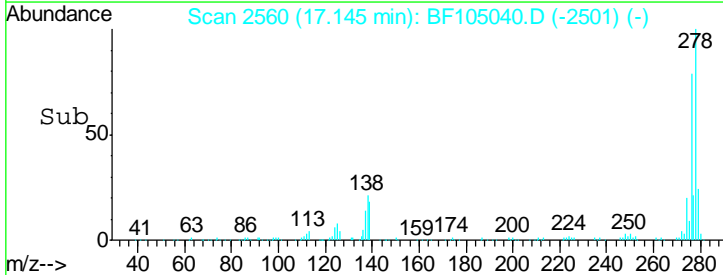
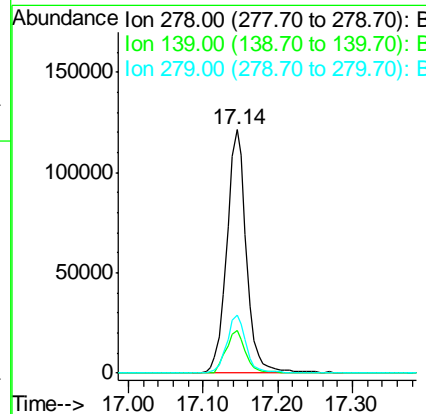
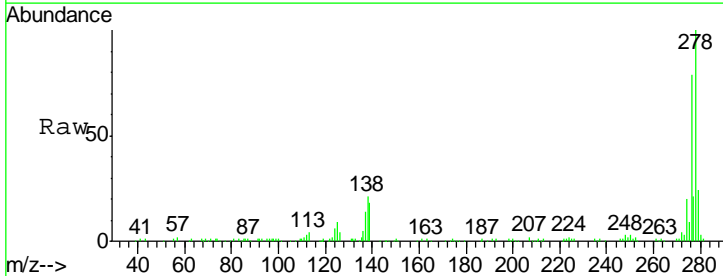
Instrument : BNA_F
 Client Sampled : PB108708BS

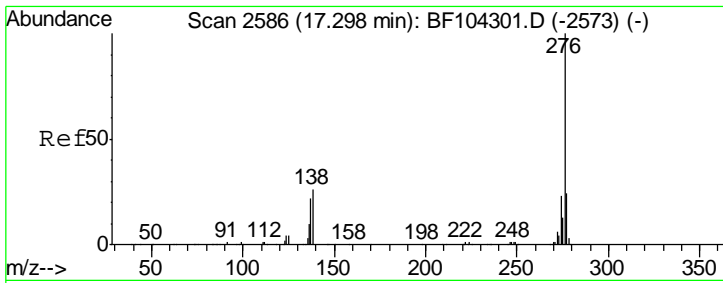
Tgt Ion	Resp	Lower	Upper
252	100		
253	21.4	17.1	25.7
125	11.6	9.8	14.6



#90
 Dibenzo(a,h)anthracene
 Concen: 32.431 ng
 RT: 17.14 min Scan# 2560
 Delta R.T. 0.05 min
 Lab File: BF105040.D
 Acq: 2 May 2018 19:23

Tgt Ion	Resp	Lower	Upper
278	100		
139	17.5	15.9	23.9
279	23.6	19.0	28.4





#91
 Benzo(g,h,i)perylene
 Concen: 31.278 ng
 RT: 17.58 min Scan# 2634
 Delta R.T. 0.05 min
 Lab File: BF105040.D
 Acq: 2 May 2018 19:23

Instrument :
 BNA_F
ClientSampleId :
 PB108708BS

Tgt Ion	Resp	Lower	Upper
276	100		
277	23.1	17.9	26.9
138	23.0	21.8	32.8

