

Data Path : Z:\HPCHEM1\BNA\_F\DATA\BF050218\  
 Data File : BF105044.D  
 Acq On : 2 May 2018 21:10  
 Operator : JU/SJ  
 Sample : PB108663BS  
 Misc :  
 ALS Vial : 26 Sample Multiplier: 1

Instrument :  
 BNA\_F  
 ClientSampleId :  
 PB108763BS

Quant Time: May 03 04:27:02 2018  
 Quant Method : Z:\HPCHEM1\BNA\_F\METHODS\8270-BF040618.M  
 Quant Title : ASP BNA STANDARDS FOR 5 POINT CALIBRATION  
 QLast Update : Wed May 02 17:25:18 2018  
 Response via : Initial Calibration

Internal Standards	R.T.	QIon	Response	Conc	Units	Dev(Min)
1) 1,4-Dichlorobenzene-d4	6.79	152	81448	20.00	ng	0.00
21) Naphthalene-d8	8.07	136	336964	20.00	ng	0.00
38) Acenaphthene-d10	9.83	164	153548	20.00	ng	0.00
63) Phenanthrene-d10	11.32	188	259981	20.00	ng	0.00
75) Chrysene-d12	14.02	240	197604	20.00	ng	-0.02
86) Perylene-d12	15.56	264	161062	20.00	ng	-0.03

## System Monitoring Compounds

5) 2-Fluorophenol	5.41	112	601042	112.84	ng	0.00
7) Phenol-d6	6.43	99	720692	110.12	ng	0.00
23) Nitrobenzene-d5	7.36	82	437843	84.85	ng	-0.01
41) 2,4,6-Tribromophenol	10.63	330	178197	111.88	ng	0.00
44) 2-Fluorobiphenyl	9.15	172	844277	86.86	ng	0.00
78) Terphenyl-d14	12.91	244	759339	87.61	ng	0.00

## Target Compounds

Target Compounds	R.T.	QIon	Response	Conc	Units	Qvalue
2) 1,4-Dioxane	2.54	88	81830	32.969	ng	86
3) Pyridine	3.28	79	226045	32.392	ng	# 84
4) n-Nitrosodimethylamine	3.24	42	85330	34.980	ng	# 78
6) Aniline	6.46	93	107527	11.825	ng	# 87
8) 2-Chlorophenol	6.58	128	238875	42.488	ng	89
9) Benzaldehyde	6.34	77	71350	17.727	ng	97
10) Phenol	6.45	94	273852	39.436	ng	95
11) bis(2-Chloroethyl)ether	6.53	93	211511	38.168	ng	94
12) 1,3-Dichlorobenzene	6.73	146	247317	38.830	ng	99
13) 1,4-Dichlorobenzene	6.80	146	253928	39.994	ng	100
14) 1,2-Dichlorobenzene	6.96	146	237392	40.348	ng	99
15) Benzyl Alcohol	6.94	79	182805	36.775	ng	98
16) 2,2'-oxybis(1-Chloropropan	7.06	45	236962	31.841	ng	56
17) 2-Methylphenol	7.05	107	190219	38.923	ng	93
18) Hexachloroethane	7.29	117	80324	35.483	ng	98
19) n-Nitroso-di-n-propylamine	7.20	70	148798	34.792	ng	92
20) 3+4-Methylphenols	7.21	107	244803	40.389	ng	# 88
22) Acetophenone	7.20	105	314371	37.895	ng	# 97
24) Nitrobenzene	7.38	77	233723	41.023	ng	93
25) Isophorone	7.62	82	417282	38.239	ng	99
26) 2-Nitrophenol	7.69	139	121011	52.173	ng	94
27) 2,4-Dimethylphenol	7.73	122	205455	42.661	ng	98
28) bis(2-Chloroethoxy)methane	7.82	93	271502	40.693	ng	98
29) 2,4-Dichlorophenol	7.94	162	195417	42.527	ng	98
30) 1,2,4-Trichlorobenzene	8.02	180	203662	40.385	ng	99
31) Naphthalene	8.10	128	664472	39.601	ng	100
32) Benzoic acid	7.87	122	96155	25.023	ng	93
33) 4-Chloroaniline	8.15	127	54943	7.643	ng	95
34) Hexachlorobutadiene	8.20	225	111791	40.471	ng	98
35) Caprolactam	8.53	113	63336	39.510	ng	# 68
36) 4-Chloro-3-methylphenol	8.65	107	206934	41.998	ng	97
37) 2-Methylnaphthalene	8.79	142	442547	40.775	ng	98
39) 1,2,4,5-Tetrachlorobenzene	8.96	216	194067	44.152	ng	98
40) Hexachlorocyclopentadiene	8.93	237	25161	10.225	ng	93

Data Path : Z:\HPCHEM1\BNA\_F\DATA\BF050218\  
 Data File : BF105044.D  
 Acq On : 2 May 2018 21:10  
 Operator : JU/SJ  
 Sample : PB108663BS  
 Misc :  
 ALS Vial : 26 Sample Multiplier: 1

Instrument :  
 BNA\_F  
 ClientSampleId :  
 PB108763BS

Quant Time: May 03 04:27:02 2018  
 Quant Method : Z:\HPCHEM1\BNA\_F\METHODS\8270-BF040618.M  
 Quant Title : ASP BNA STANDARDS FOR 5 POINT CALIBRATION  
 QLast Update : Wed May 02 17:25:18 2018  
 Response via : Initial Calibration

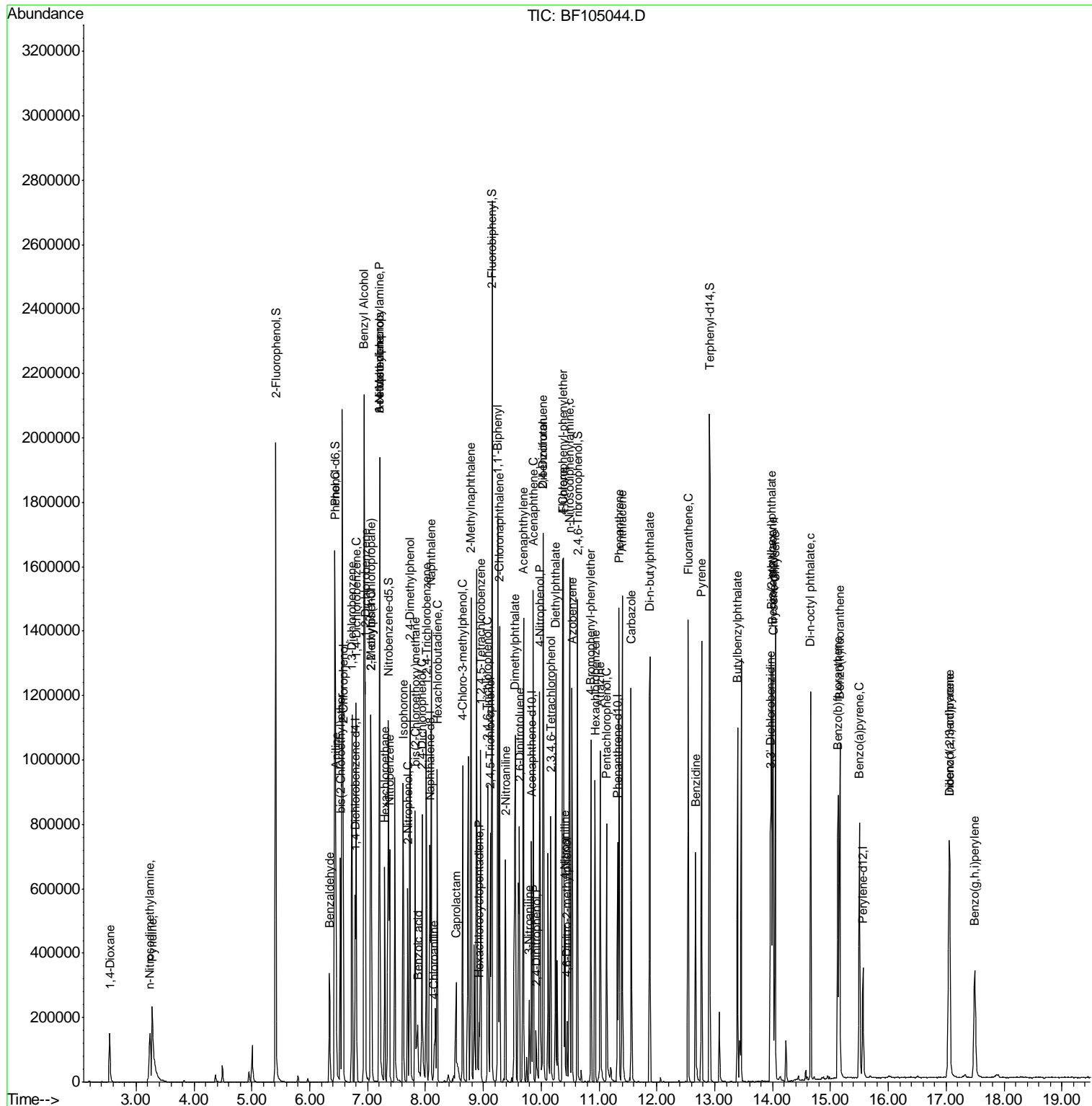
Internal Standards	R.T.	QIon	Response	Conc	Units	Dev(Min)
42) 2,4,6-Trichlorophenol	9.07	196	127545	41.801	ng	98
43) 2,4,5-Trichlorophenol	9.12	196	135166	39.587	ng	92
45) 1,1'-Biphenyl	9.25	154	520608	40.360	ng	99
46) 2-Chloronaphthalene	9.28	162	413712	40.605	ng	99
47) 2-Nitroaniline	9.39	65	119543	47.444	ng	86
48) Acenaphthylene	9.69	152	606221	37.923	ng	100
49) Dimethylphthalate	9.55	163	493774	40.779	ng	99
50) 2,6-Dinitrotoluene	9.63	165	105671	47.163	ng	# 82
51) Acenaphthene	9.86	154	359983	36.908	ng	99
52) 3-Nitroaniline	9.79	138	43184	16.464	ng	98
53) 2,4-Dinitrophenol	9.92	184	30021	42.696	ng	# 20
54) Dibenzofuran	10.04	168	531370	39.093	ng	98
55) 4-Nitrophenol	9.97	139	132836	64.469	ng	93
56) 2,4-Dinitrotoluene	10.03	165	128355	43.674	ng	# 94
57) Fluorene	10.38	166	434400	43.907	ng	98
58) 2,3,4,6-Tetrachlorophenol	10.16	232	101882	39.996	ng	93
59) Diethylphthalate	10.25	149	478191	39.654	ng	99
60) 4-Chlorophenyl-phenylether	10.37	204	203073	46.089	ng	99
61) 4-Nitroaniline	10.41	138	93722	36.543	ng	98
62) Azobenzene	10.53	77	415759	36.086	ng	93
64) 4,6-Dinitro-2-methylphenol	10.45	198	26602	25.141	ng	# 77
65) n-Nitrosodiphenylamine	10.49	169	382309	42.412	ng	100
66) 4-Bromophenyl-phenylether	10.86	248	119940	43.372	ng	91
67) Hexachlorobenzene	10.93	284	129427	41.595	ng	# 89
68) Atrazine	11.02	200	124888	45.899	ng	99
69) Pentachlorophenol	11.13	266	103471	53.751	ng	97
70) Phenanthrene	11.35	178	581477	40.162	ng	98
71) Anthracene	11.40	178	600998	40.836	ng	99
72) Carbazole	11.56	167	552236	38.400	ng	99
73) Di-n-butylphthalate	11.88	149	708835	40.349	ng	98
74) Fluoranthene	12.54	202	574268	37.963	ng	98
76) Benzidine	12.67	184	299109	46.782	ng	97
77) Pyrene	12.77	202	576291	39.345	ng	99
79) Butylbenzylphthalate	13.39	149	282768	40.978	ng	98
80) Benzo(a)anthracene	14.00	228	519685	44.022	ng	99
81) 3,3'-Dichlorobenzidine	13.96	252	164284	37.324	ng	99
82) Chrysene	14.04	228	494170	40.754	ng	98
83) Bis(2-ethylhexyl)phthalate	13.98	149	394679	44.467	ng	99
84) Di-n-octyl phthalate	14.66	149	665163	44.851	ng	# 93
85) Indeno(1,2,3-cd)pyrene	17.05	276	370528	35.972	ng	96
87) Benzo(b)fluoranthene	15.13	252	427298	42.006	ng	98
88) Benzo(k)fluoranthene	15.16	252	431939	44.977	ng	99
89) Benzo(a)pyrene	15.50	252	394756	43.371	ng	100
90) Dibenzo(a,h)anthracene	17.06	278	313984	42.003	ng	97
91) Benzo(g,h,i)perylene	17.50	276	301942	41.691	ng	94

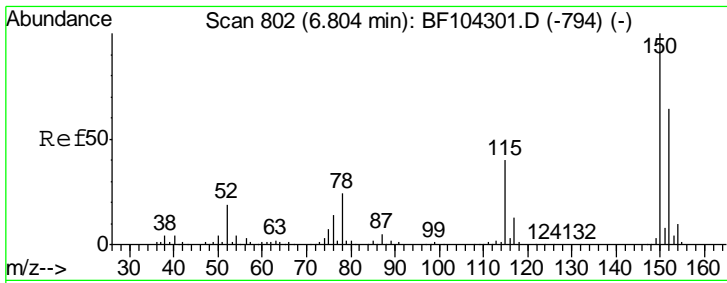
(#) = qualifier out of range (m) = manual integration (+) = signals summed

Data Path : Z:\HPCHEM1\BNA\_F\DATA\BF050218\  
 Data File : BF105044.D  
 Acq On : 2 May 2018 21:10  
 Operator : JU/SJ  
 Sample : PB108663BS  
 Misc :  
 ALS Vial : 26 Sample Multiplier: 1

Instrument :  
 BNA\_F  
 Client Sampled :  
 PB108763BS

Quant Time: May 03 04:27:02 2018  
 Quant Method : Z:\HPCHEM1\BNA\_F\METHODS\8270-BF040618.M  
 Quant Title : ASP BNA STANDARDS FOR 5 POINT CALIBRATION  
 QLast Update : Wed May 02 17:25:18 2018  
 Response via : Initial Calibration

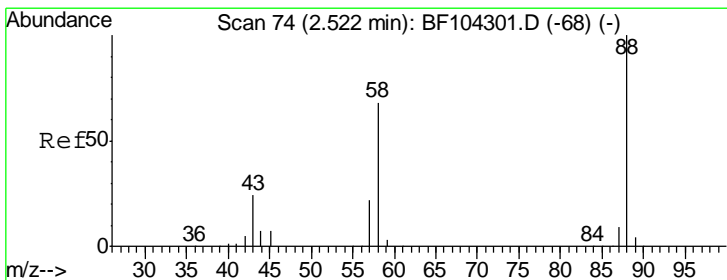
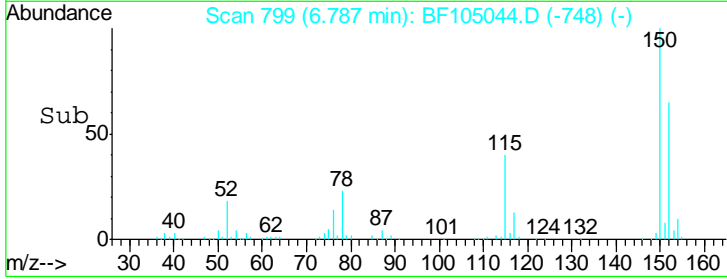
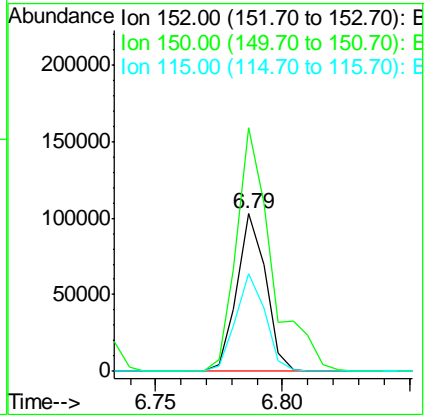
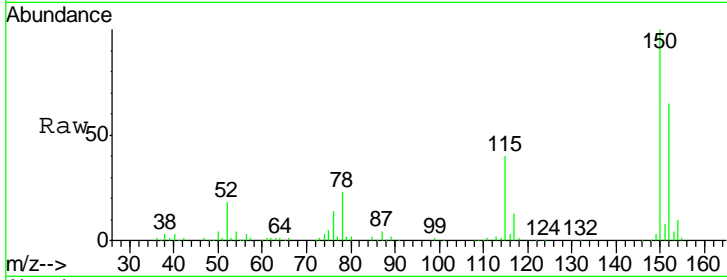




#1  
 1,4-Dichlorobenzene-d4  
 Concen: 20.000 ng  
 RT: 6.79 min Scan# 799  
 Delta R.T. -0.00 min  
 Lab File: BF105044.D  
 Acq: 2 May 2018 21:10

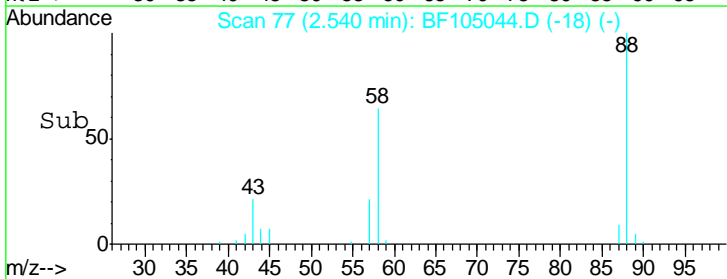
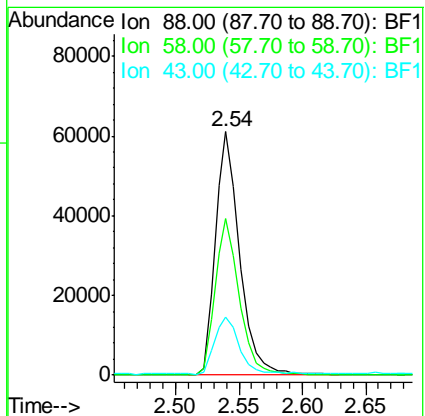
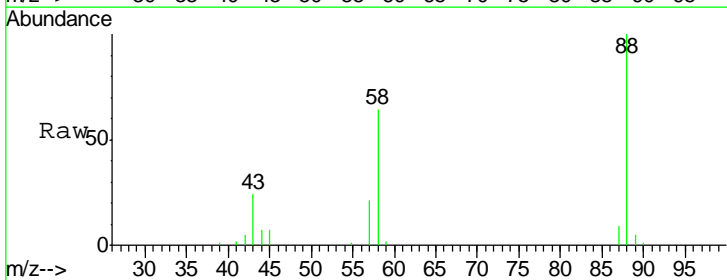
**Instrument :**  
 BNA\_F  
**ClientSampled :**  
 PB108763BS

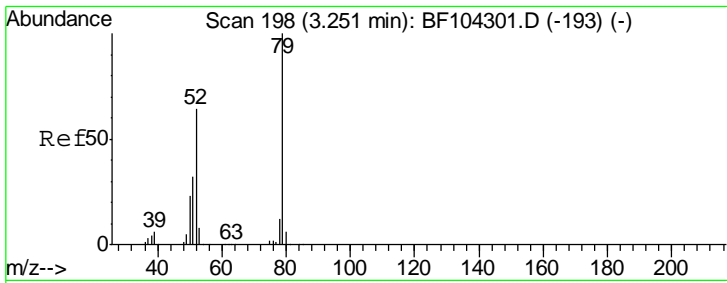
Tgt Ion	Resp	Lower	Upper
152	81448		
150	154.5	124.6	186.8
115	61.8	50.1	75.1



#2  
 1,4-Dioxane  
 Concen: 32.969 ng  
 RT: 2.54 min Scan# 77  
 Delta R.T. 0.05 min  
 Lab File: BF105044.D  
 Acq: 2 May 2018 21:10

Tgt Ion	Resp	Lower	Upper
88	81830		
58	64.2	62.6	93.8
43	26.0	24.6	37.0

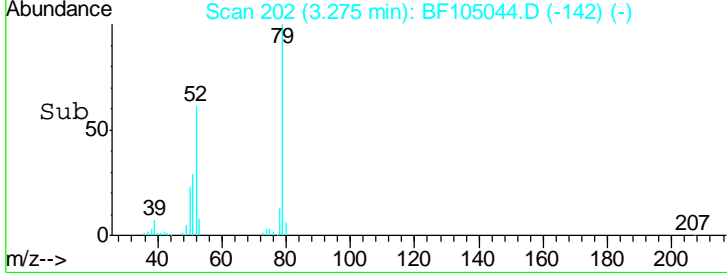
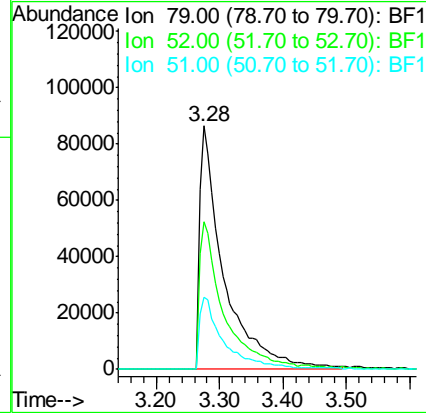
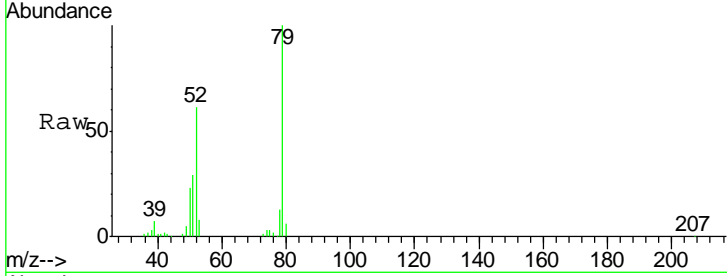




#3  
 Pyridine  
 Concen: 32.392 ng  
 RT: 3.28 min Scan# 202  
 Delta R.T. 0.05 min  
 Lab File: BF105044.D  
 Acq: 2 May 2018 21:10

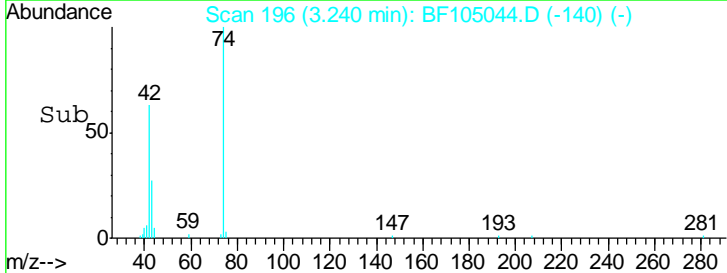
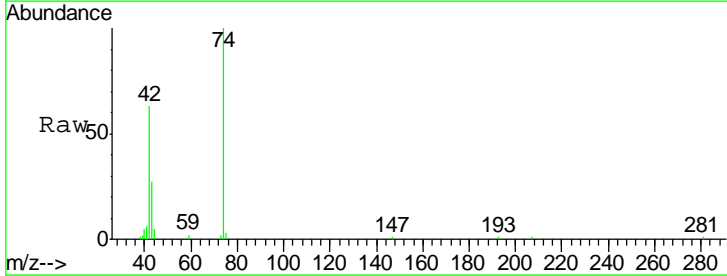
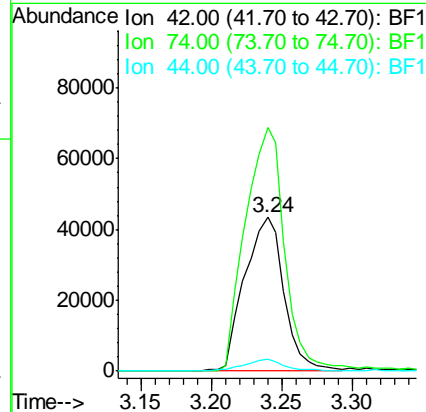
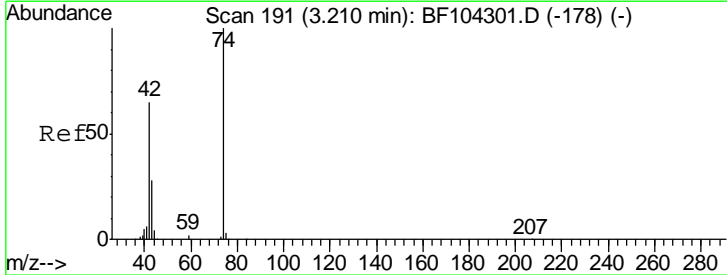
Instrument :  
 BNA\_F  
 ClientSampleId :  
 PB108763BS

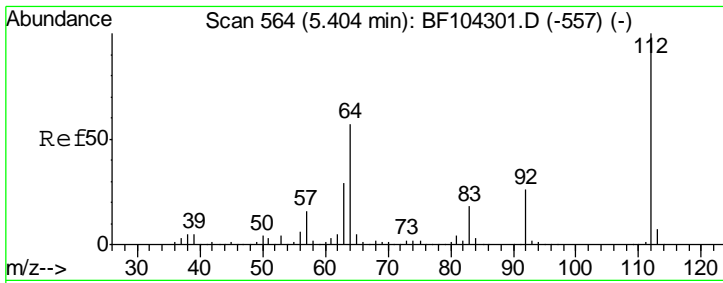
Tgt Ion	Resp	Lower	Upper
79	100		
52	60.5	59.8	89.6
51	29.4	29.8	44.8#



#4  
 n-Nitrosodimethylamine  
 Concen: 34.980 ng  
 RT: 3.24 min Scan# 196  
 Delta R.T. 0.03 min  
 Lab File: BF105044.D  
 Acq: 2 May 2018 21:10

Tgt Ion	Resp	Lower	Upper
42	100		
74	158.5	104.9	157.3#
44	7.4	6.9	10.3

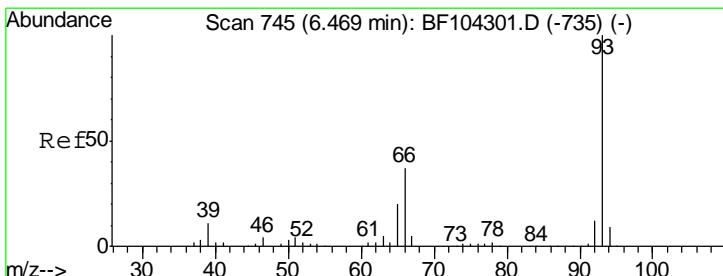
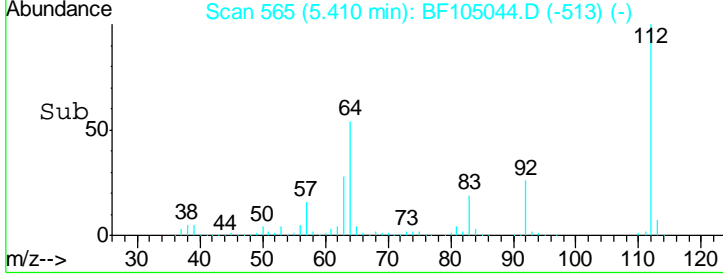
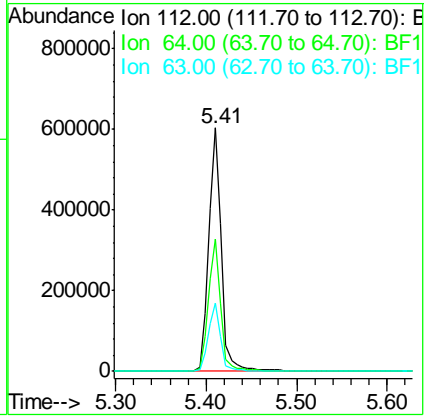
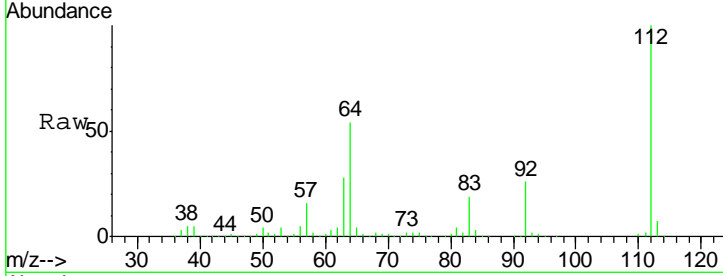




#5  
 2-Fluorophenol  
 Concen: 112.836 ng  
 RT: 5.41 min Scan# 565  
 Delta R.T. 0.01 min  
 Lab File: BF105044.D  
 Acq: 2 May 2018 21:10

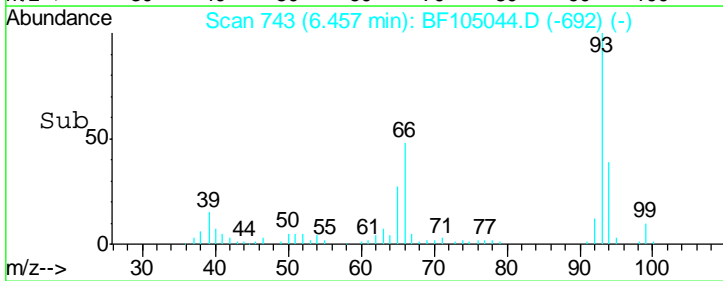
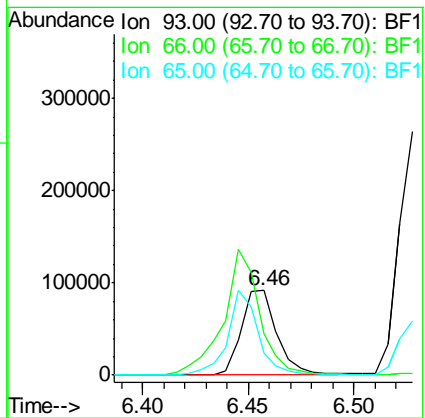
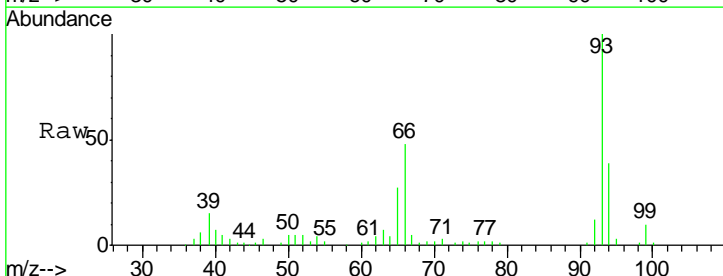
**Instrument :**  
 BNA\_F  
**ClientSampleId :**  
 PB108763BS

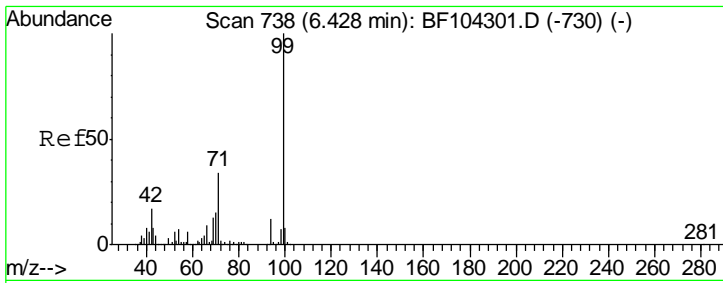
Tgt Ion	Resp	Lower	Upper
112	100		
64	54.2	47.9	71.9
63	28.0	23.7	35.5



#6  
 Aniline  
 Concen: 11.825 ng  
 RT: 6.46 min Scan# 743  
 Delta R.T. -0.00 min  
 Lab File: BF105044.D  
 Acq: 2 May 2018 21:10

Tgt Ion	Resp	Lower	Upper
93	100		
66	48.3	32.2	48.2#
65	26.7	16.4	24.6#

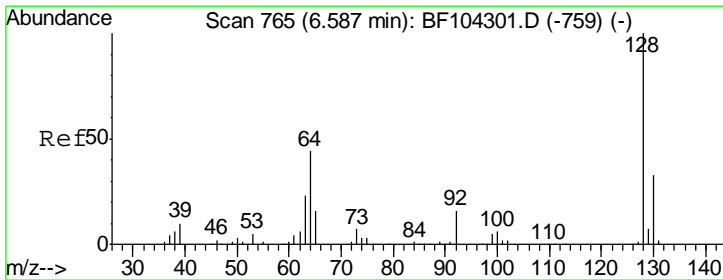
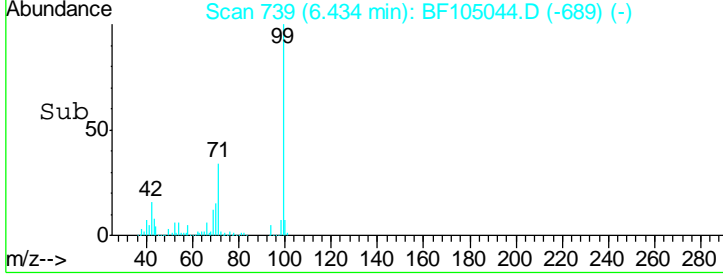
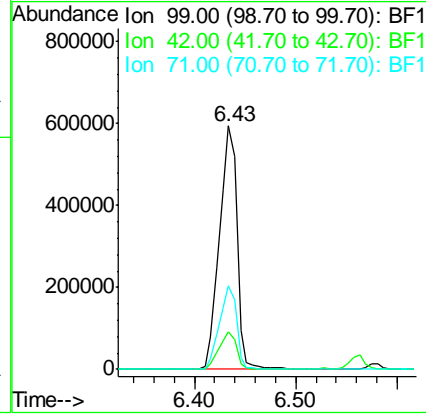
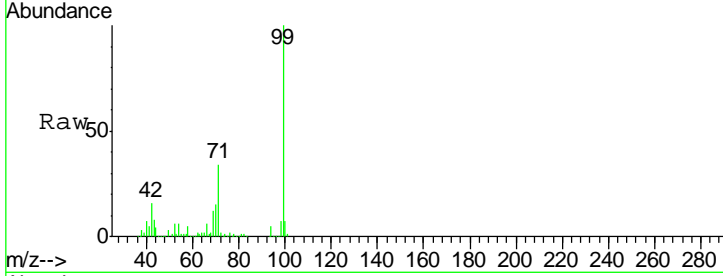




#7  
 Phenol-d6  
 Concen: 110.117 ng  
 RT: 6.43 min Scan# 739  
 Delta R.T. -0.01 min  
 Lab File: BF105044.D  
 Acq: 2 May 2018 21:10

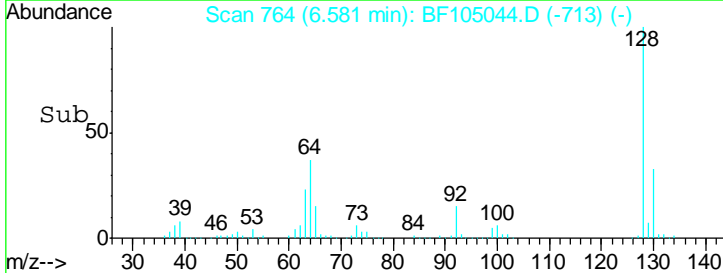
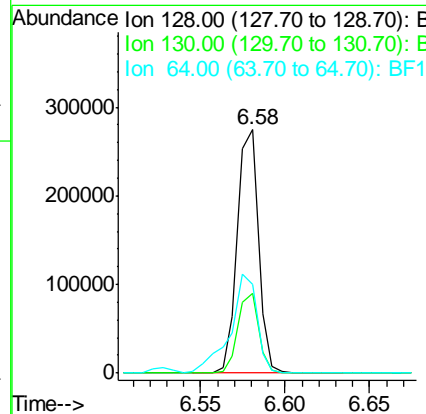
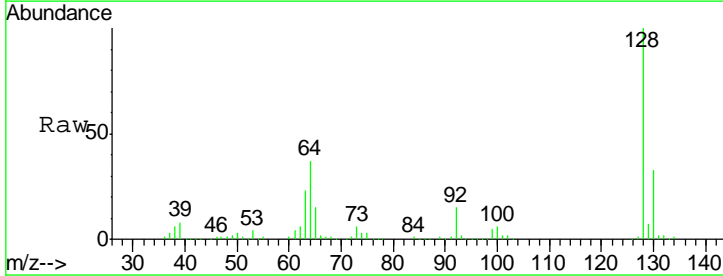
Instrument :  
 BNA\_F  
 ClientSampled :  
 PB108763BS

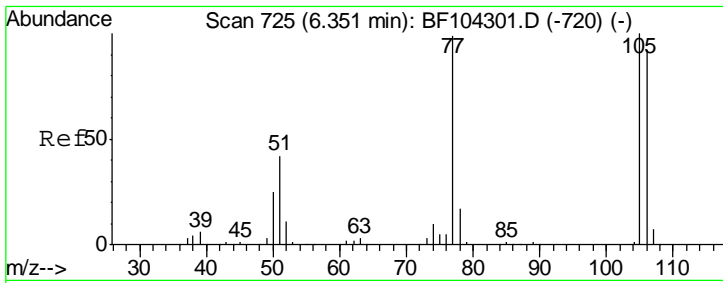
Tgt Ion	Resp	Lower	Upper
99	720692		
42	15.7	14.5	21.7
71	34.1	25.4	38.0



#8  
 2-Chlorophenol  
 Concen: 42.488 ng  
 RT: 6.58 min Scan# 764  
 Delta R.T. -0.00 min  
 Lab File: BF105044.D  
 Acq: 2 May 2018 21:10

Tgt Ion	Resp	Lower	Upper
128	238875		
130	32.8	13.0	53.0
64	36.7	29.4	69.4

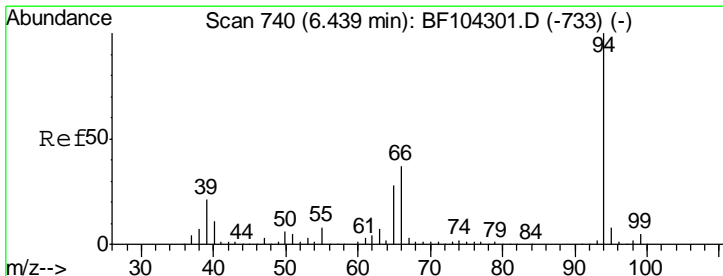
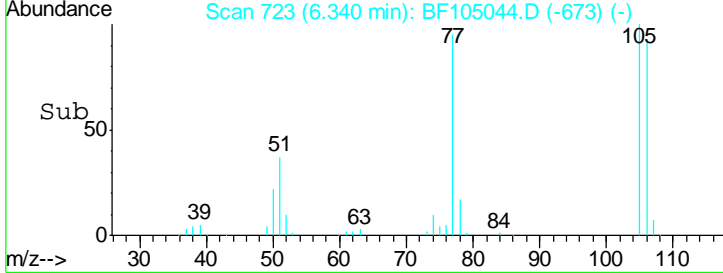
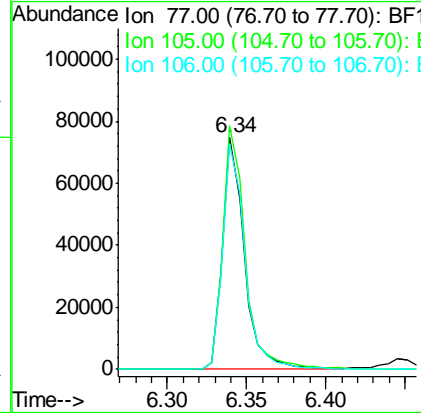
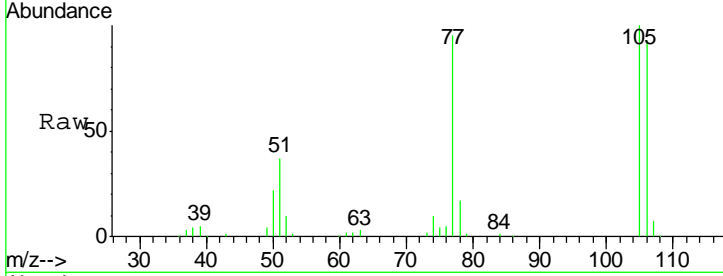




#9  
Benzaldehyde  
Concen: 17.727 ng  
RT: 6.34 min Scan# 723  
Delta R.T. -0.01 min  
Lab File: BF105044.D  
Acq: 2 May 2018 21:10

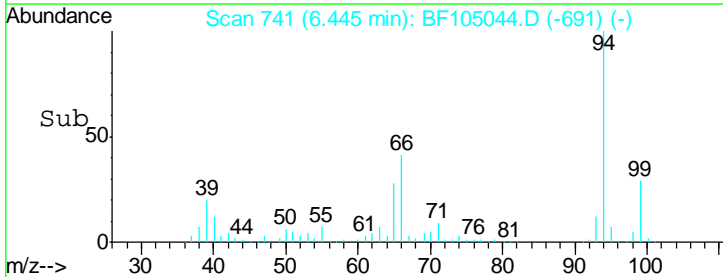
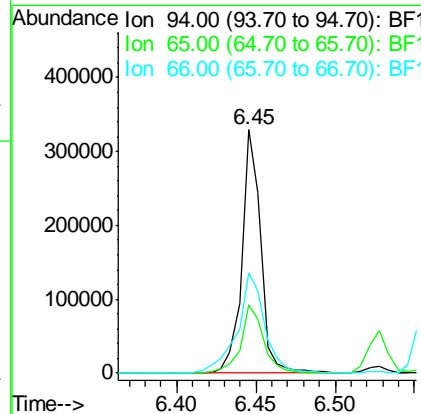
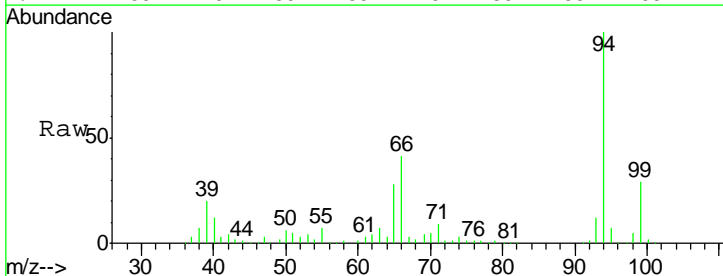
Instrument :  
BNA\_F  
ClientSampled :  
PB108763BS

Tgt Ion	Resp	Lower	Upper
77	100		
105	105.0	81.1	121.1
106	97.4	74.5	114.5

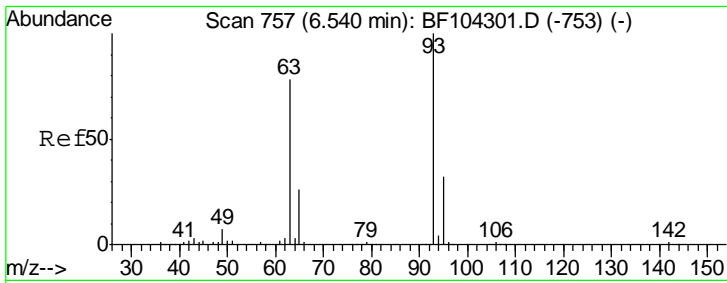


#10  
Phenol  
Concen: 39.436 ng  
RT: 6.45 min Scan# 741  
Delta R.T. -0.01 min  
Lab File: BF105044.D  
Acq: 2 May 2018 21:10

Tgt Ion	Resp	Lower	Upper
94	100		
65	28.0	7.9	47.9
66	41.3	16.2	56.2



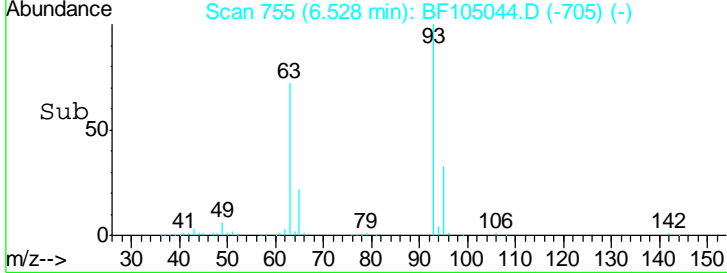
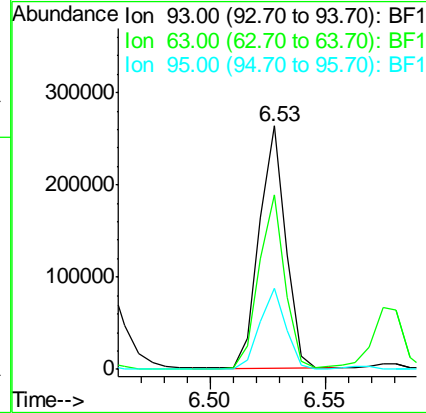
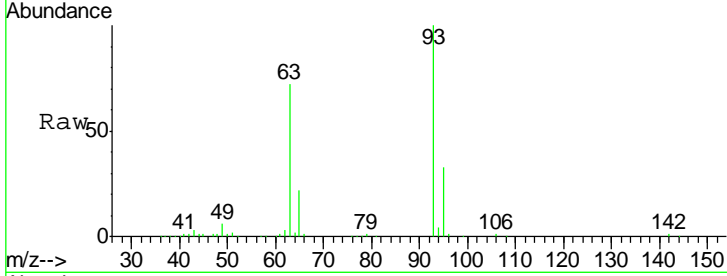




#11  
 bis(2-Chloroethyl)ether  
 Concen: 38.168 ng  
 RT: 6.53 min Scan# 755  
 Delta R.T. -0.01 min  
 Lab File: BF105044.D  
 Acq: 2 May 2018 21:10

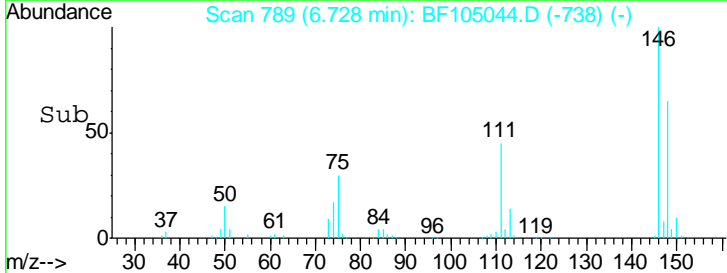
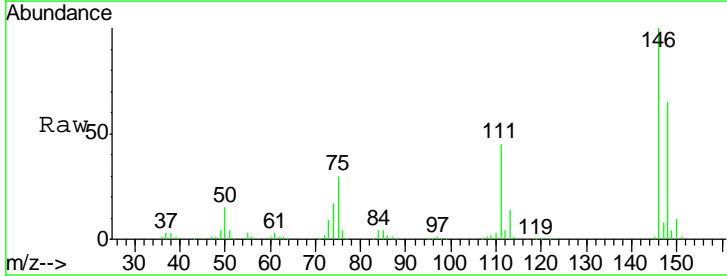
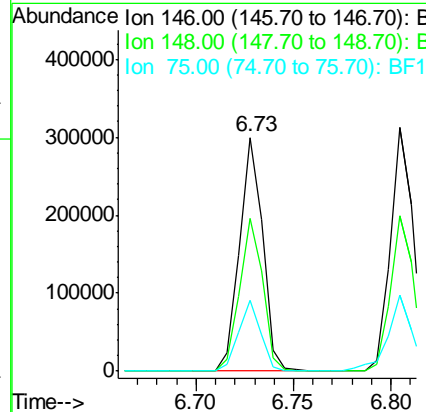
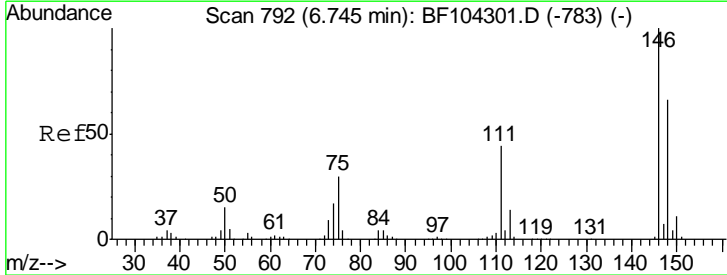
**Instrument :**  
 BNA\_F  
**ClientSampled :**  
 PB108763BS

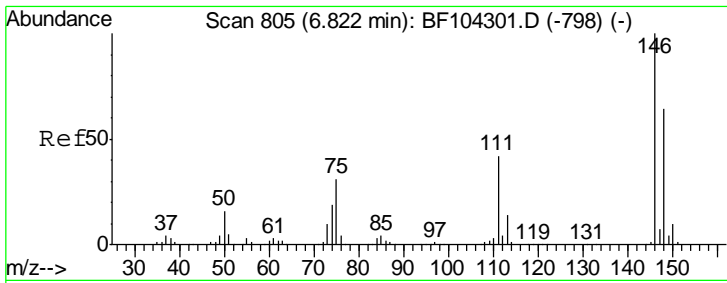
Tgt Ion	Resp	Lower	Upper
93	211511		
93	100		
63	71.7	58.6	98.6
95	33.2	11.8	51.8



#12  
 1,3-Dichlorobenzene  
 Concen: 38.830 ng  
 RT: 6.73 min Scan# 789  
 Delta R.T. -0.00 min  
 Lab File: BF105044.D  
 Acq: 2 May 2018 21:10

Tgt Ion	Resp	Lower	Upper
146	247317		
146	100		
148	65.3	51.8	77.8
75	30.4	24.2	36.4

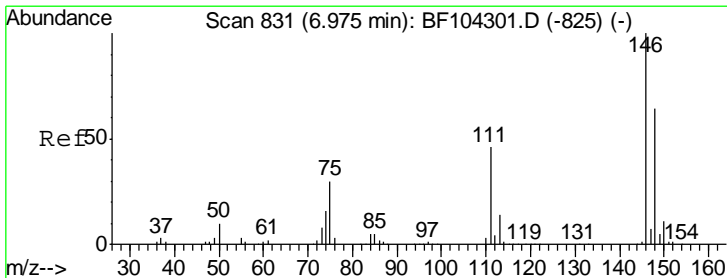
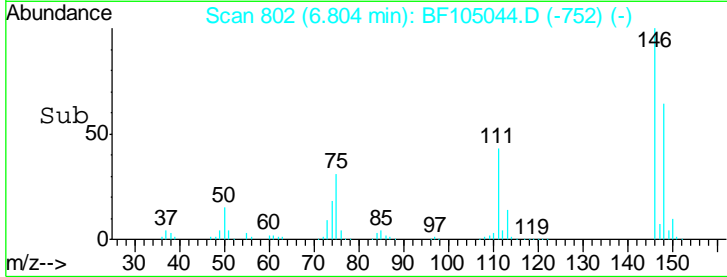
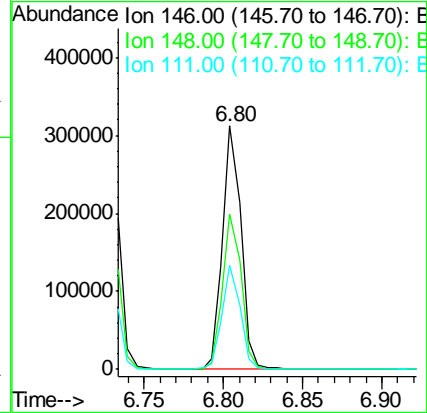
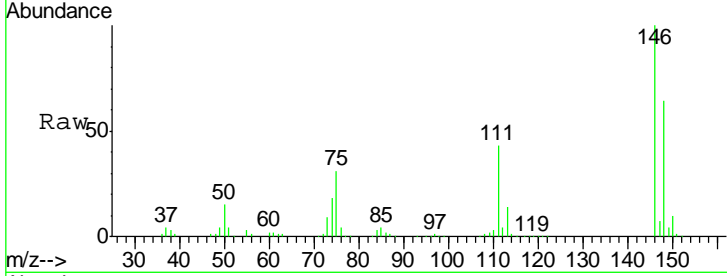




#13  
 1,4-Dichlorobenzene  
 Concen: 39.994 ng  
 RT: 6.80 min Scan# 802  
 Delta R.T. -0.01 min  
 Lab File: BF105044.D  
 Acq: 2 May 2018 21:10

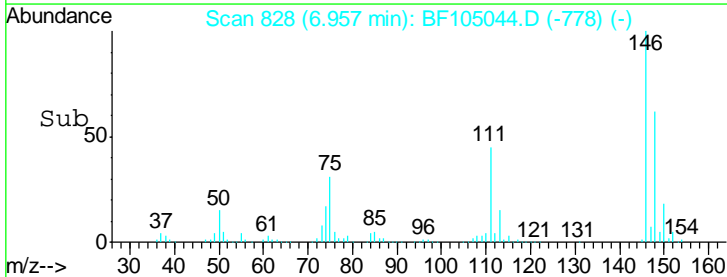
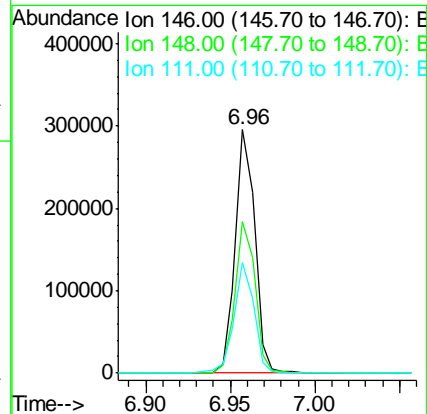
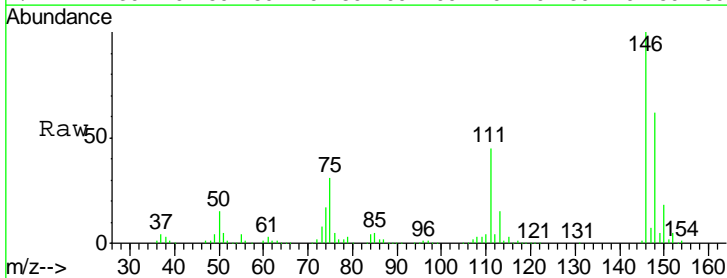
Instrument :  
 BNA\_F  
 ClientSampled :  
 PB108763BS

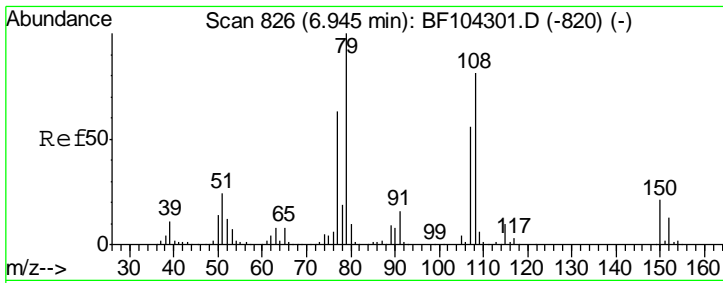
Tgt Ion	Resp	Lower	Upper
146	100		
148	63.6	50.8	76.2
111	42.6	34.2	51.2



#14  
 1,2-Dichlorobenzene  
 Concen: 40.348 ng  
 RT: 6.96 min Scan# 828  
 Delta R.T. -0.01 min  
 Lab File: BF105044.D  
 Acq: 2 May 2018 21:10

Tgt Ion	Resp	Lower	Upper
146	100		
148	62.2	50.6	75.8
111	45.4	36.0	54.0

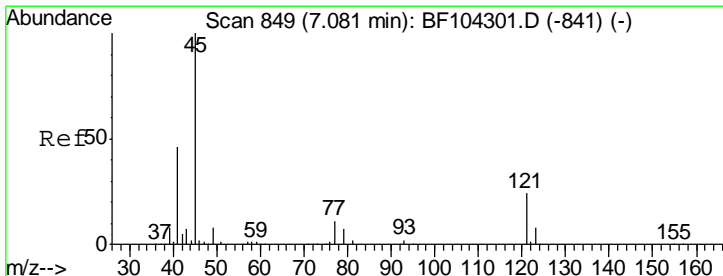
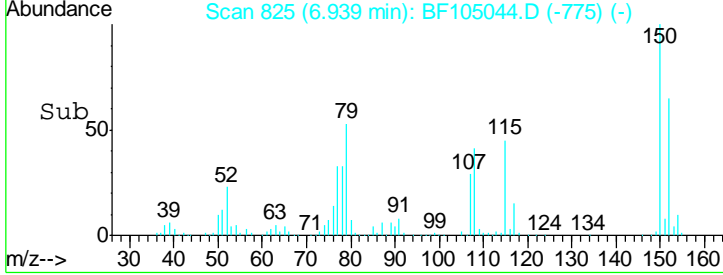
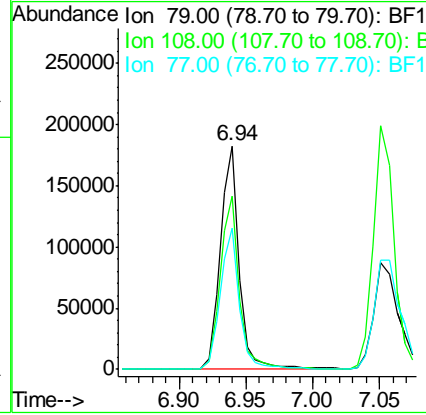
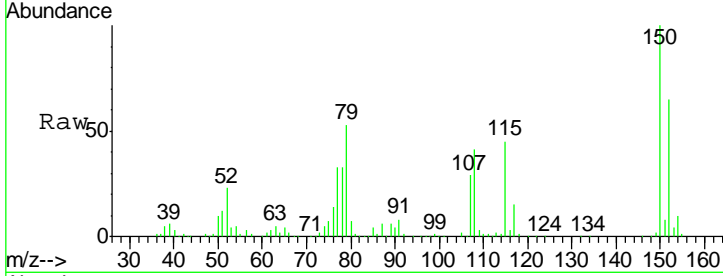




#15  
 Benzyl Alcohol  
 Concen: 36.775 ng  
 RT: 6.94 min Scan# 825  
 Delta R.T. -0.01 min  
 Lab File: BF105044.D  
 Acq: 2 May 2018 21:10

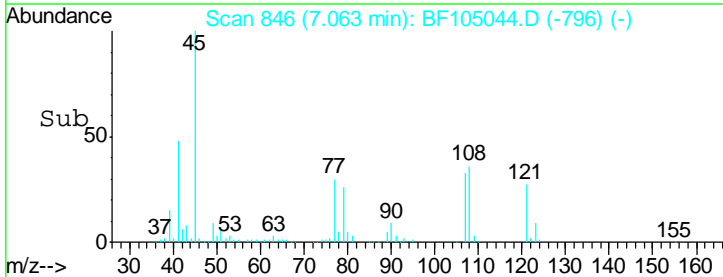
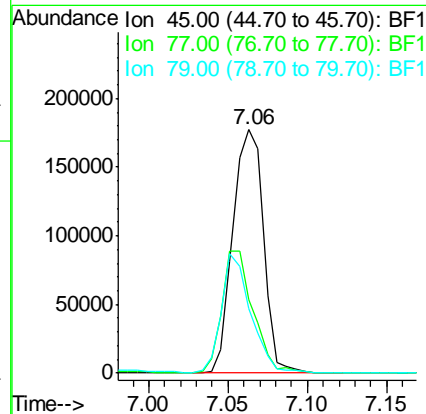
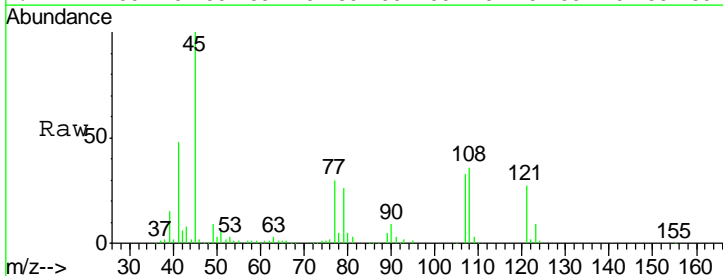
Instrument :  
 BNA\_F  
 ClientSampleId :  
 PB108763BS

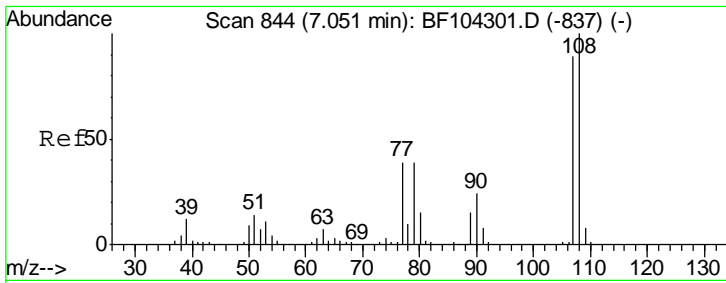
Tgt Ion	Resp	Lower	Upper
79	100		
108	77.7	65.1	97.7
77	63.0	50.6	75.8



#16  
 2,2'-oxybis(1-Chloropropane)  
 Concen: 31.841 ng  
 RT: 7.06 min Scan# 846  
 Delta R.T. -0.01 min  
 Lab File: BF105044.D  
 Acq: 2 May 2018 21:10

Tgt Ion	Resp	Lower	Upper
45	100		
77	30.0	0.0	32.9
79	26.2	0.0	29.6

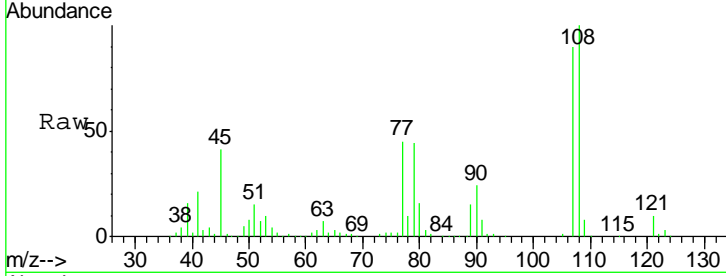




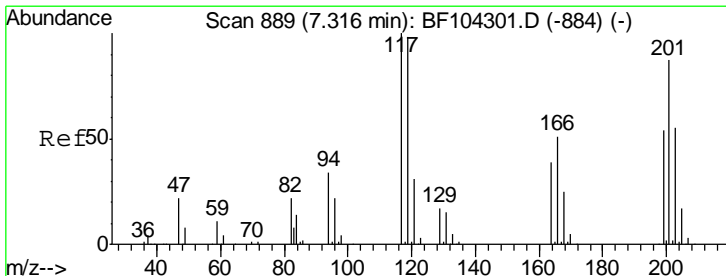
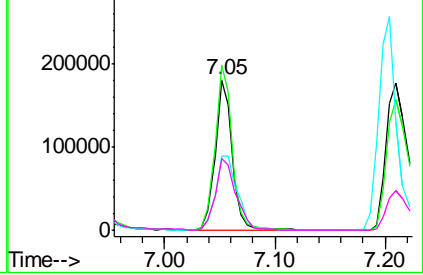
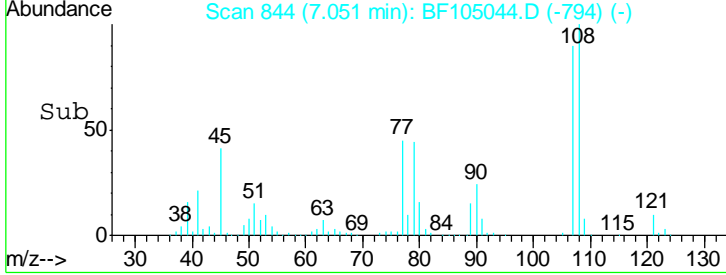
#17  
 2-Methylphenol  
 Concen: 38.923 ng  
 RT: 7.05 min Scan# 844  
 Delta R.T. -0.01 min  
 Lab File: BF105044.D  
 Acq: 2 May 2018 21:10

Instrument :  
 BNA\_F  
 ClientSampled :  
 PB108763BS

Tgt Ion	Resp	Lower	Upper
107	190219		
108	110.6	91.7	137.5
77	49.5	33.8	50.8
79	48.2	33.8	50.8

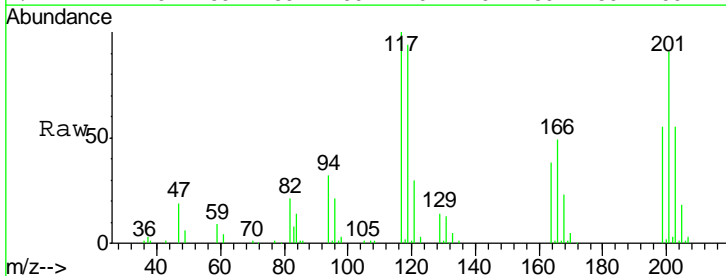


Abundance Ion 107.00 (106.70 to 107.70): E  
 400000 Ion 108.00 (107.70 to 108.70): E  
 300000 Ion 77.00 (76.70 to 77.70): BF1  
 200000 Ion 79.00 (78.70 to 79.70): BF1  
 100000  
 0

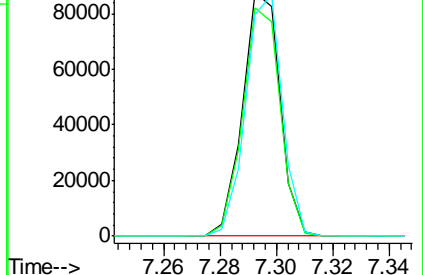
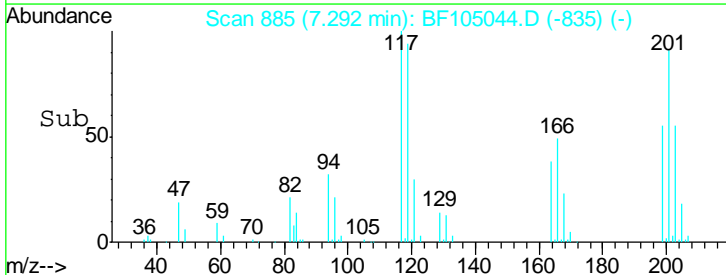


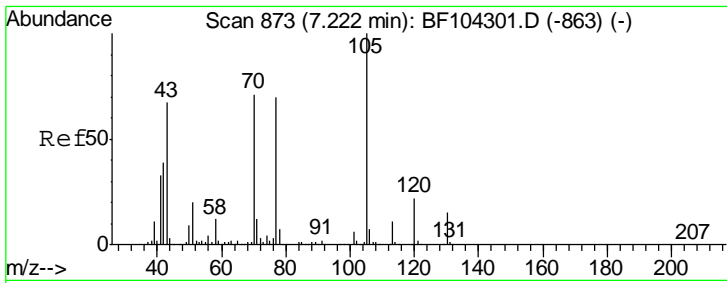
#18  
 Hexachloroethane  
 Concen: 35.483 ng  
 RT: 7.29 min Scan# 885  
 Delta R.T. -0.01 min  
 Lab File: BF105044.D  
 Acq: 2 May 2018 21:10

Tgt Ion	Resp	Lower	Upper
117	80324		
119	93.9	75.8	113.8
201	91.3	75.7	113.5



Abundance Ion 117.00 (116.70 to 117.70): E  
 120000 Ion 119.00 (118.70 to 119.70): E  
 100000 Ion 201.00 (200.70 to 201.70): E  
 80000  
 60000  
 40000  
 20000  
 0

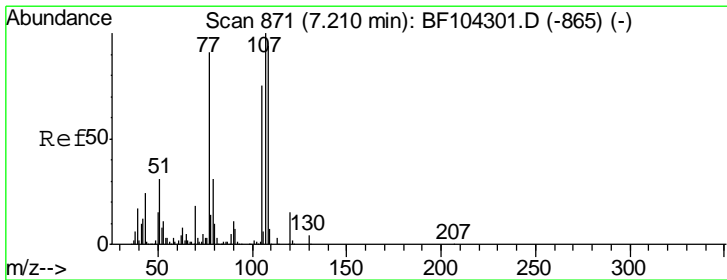
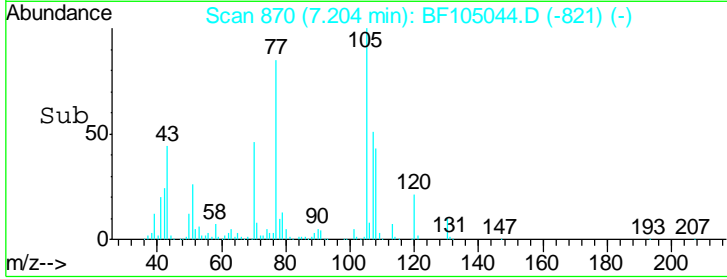
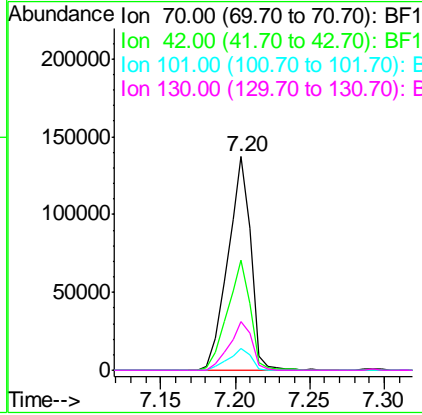
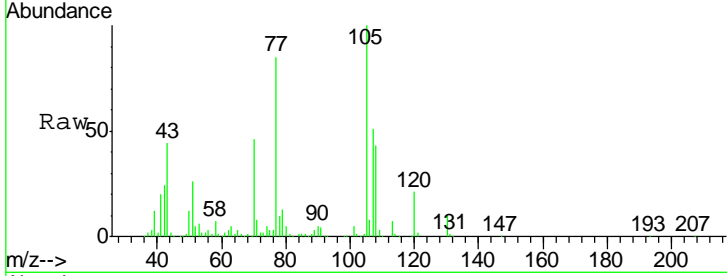




#19  
 n-Nitroso-di-n-propylamine  
 Concen: 34.792 ng  
 RT: 7.20 min Scan# 870  
 Delta R.T. -0.01 min  
 Lab File: BF105044.D  
 Acq: 2 May 2018 21:10

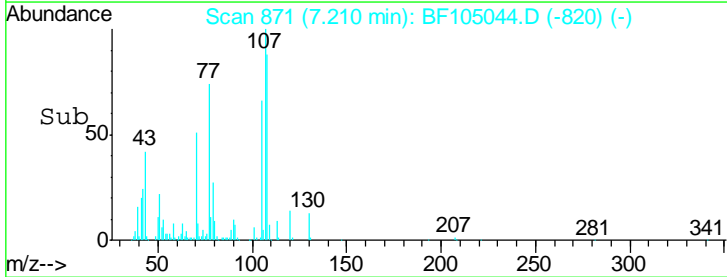
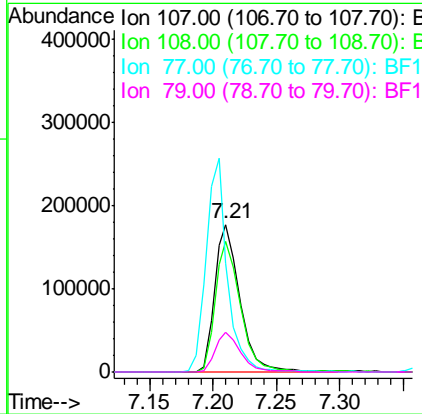
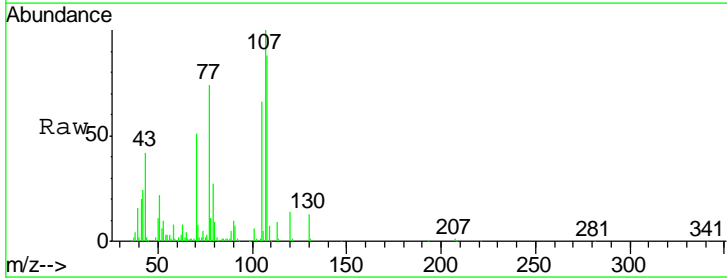
**Instrument :**  
 BNA\_F  
**ClientSampled :**  
 PB108763BS

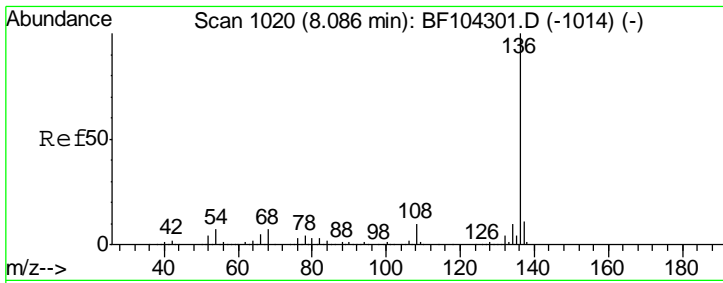
Tgt Ion	Resp	Lower	Upper
70	148798		
42	51.6	47.5	71.3
101	10.2	7.4	11.2
130	22.6	16.6	25.0



#20  
 3+4-Methylphenols  
 Concen: 40.389 ng  
 RT: 7.21 min Scan# 871  
 Delta R.T. -0.00 min  
 Lab File: BF105044.D  
 Acq: 2 May 2018 21:10

Tgt Ion	Resp	Lower	Upper
107	244803		
108	88.2	68.2	108.2
77	73.7	26.7	66.7#
79	27.2	6.3	46.3

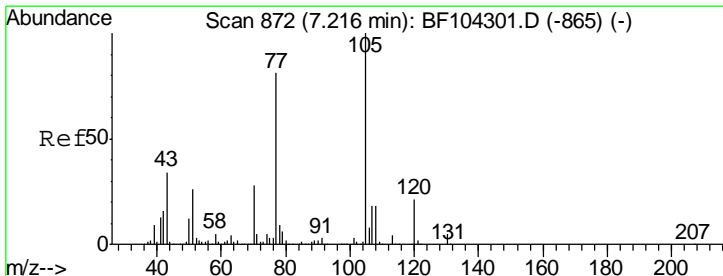
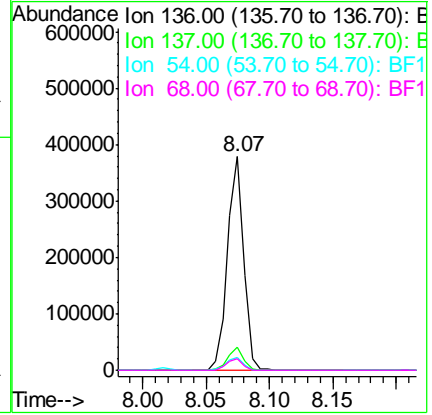
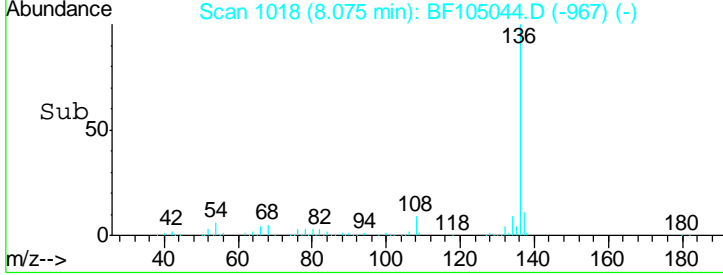
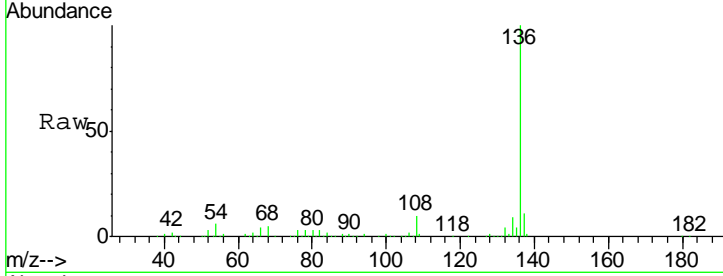




#21  
 Naphthalene-d8  
 Concen: 20.000 ng  
 RT: 8.07 min Scan# 1018  
 Delta R.T. -0.00 min  
 Lab File: BF105044.D  
 Acq: 2 May 2018 21:10

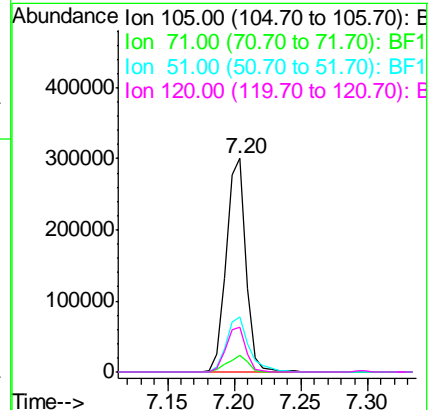
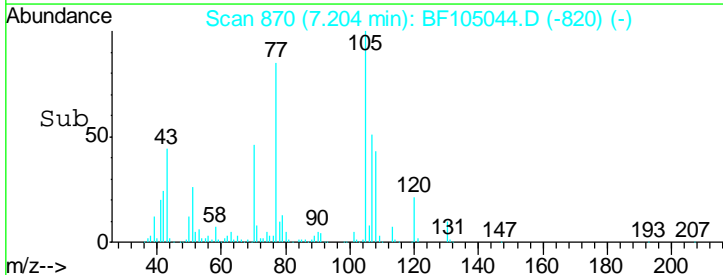
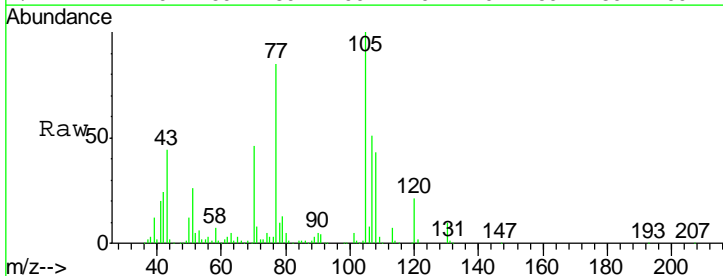
Instrument :  
 BNA\_F  
 ClientSampleId :  
 PB108763BS

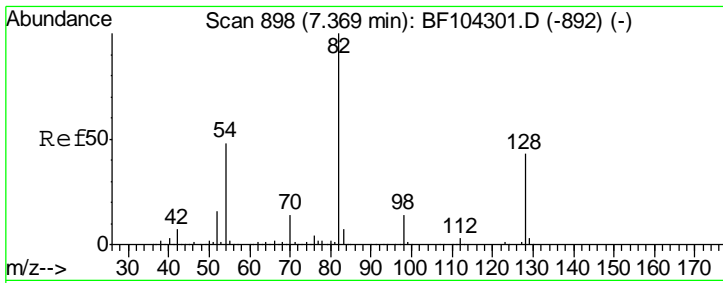
Tgt Ion	Resp	Lower	Upper
136	100		
137	10.8	8.9	13.3
54	6.3	6.6	9.8#
68	5.2	5.0	7.4



#22  
 Acetophenone  
 Concen: 37.895 ng  
 RT: 7.20 min Scan# 870  
 Delta R.T. -0.01 min  
 Lab File: BF105044.D  
 Acq: 2 May 2018 21:10

Tgt Ion	Resp	Lower	Upper
105	100		
71	7.6	4.4	6.6#
51	25.8	22.3	33.5
120	21.2	16.9	25.3

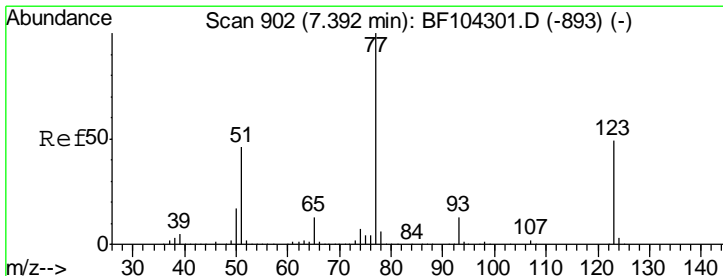
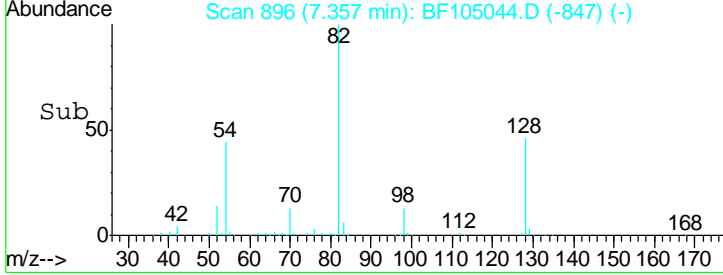
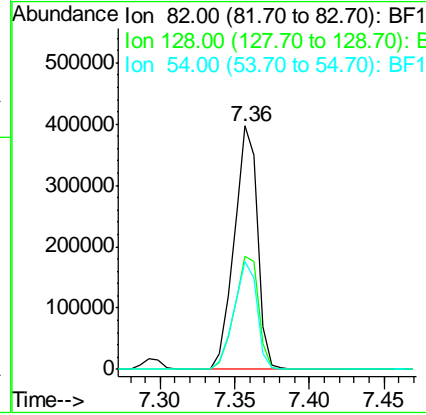
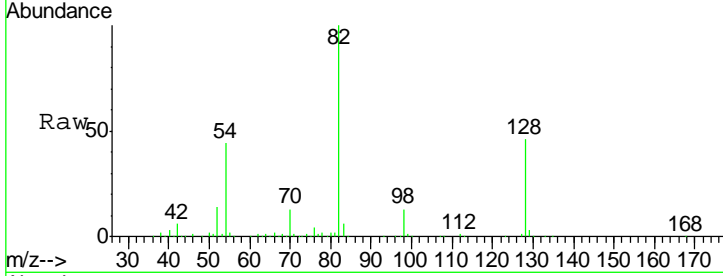




#23  
 Nitrobenzene-d5  
 Concen: 84.847 ng  
 RT: 7.36 min Scan# 896  
 Delta R.T. -0.01 min  
 Lab File: BF105044.D  
 Acq: 2 May 2018 21:10

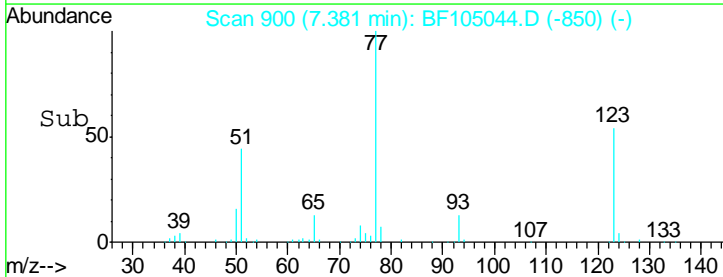
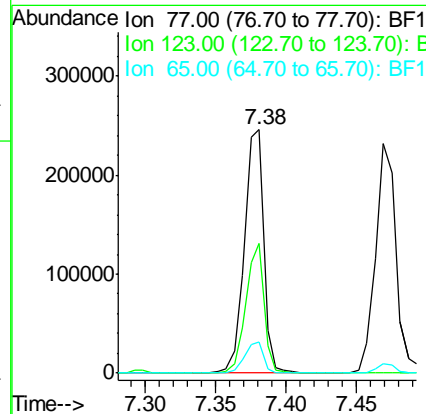
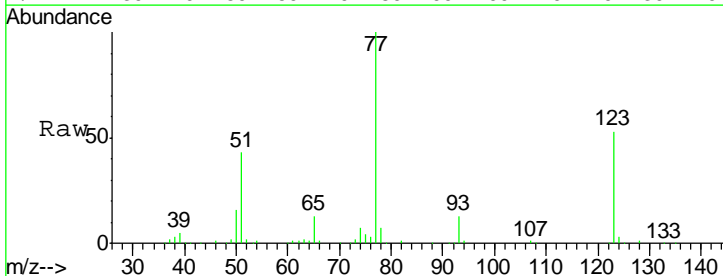
Instrument :  
 BNA\_F  
 ClientSampleId :  
 PB108763BS

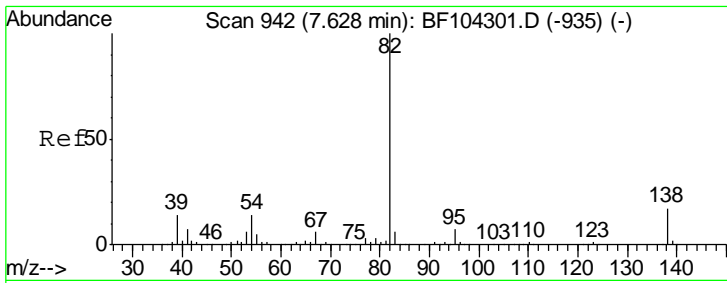
Tgt Ion	Resp	Lower	Upper
82	437843		
128	46.3	36.1	54.1
54	44.1	41.4	62.2



#24  
 Nitrobenzene  
 Concen: 41.023 ng  
 RT: 7.38 min Scan# 900  
 Delta R.T. -0.01 min  
 Lab File: BF105044.D  
 Acq: 2 May 2018 21:10

Tgt Ion	Resp	Lower	Upper
77	233723		
123	53.4	37.9	56.9
65	12.6	11.0	16.4

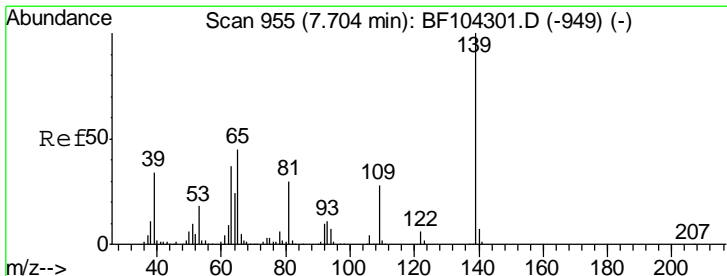
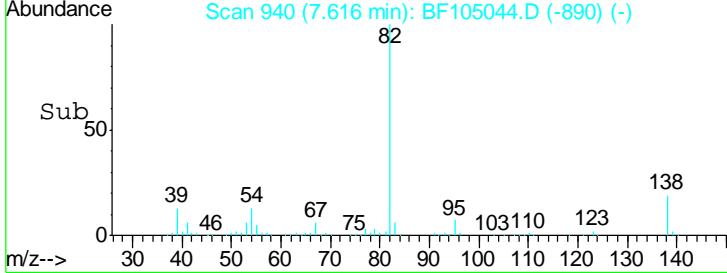
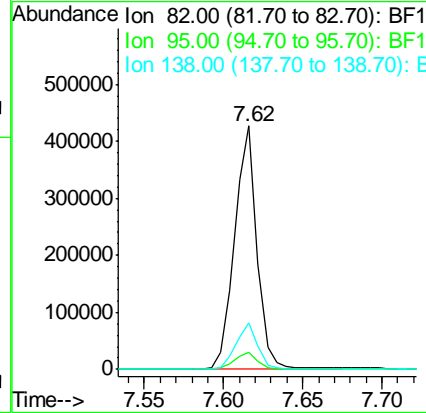
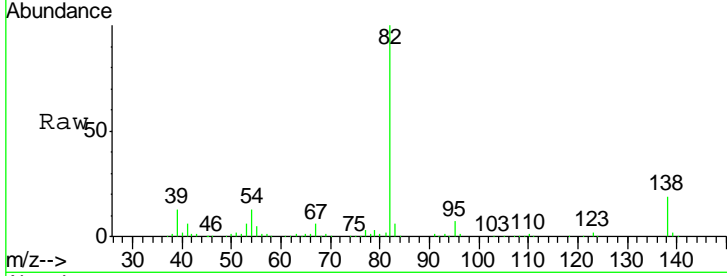




#25  
 Isophorone  
 Concen: 38.239 ng  
 RT: 7.62 min Scan# 940  
 Delta R.T. -0.01 min  
 Lab File: BF105044.D  
 Acq: 2 May 2018 21:10

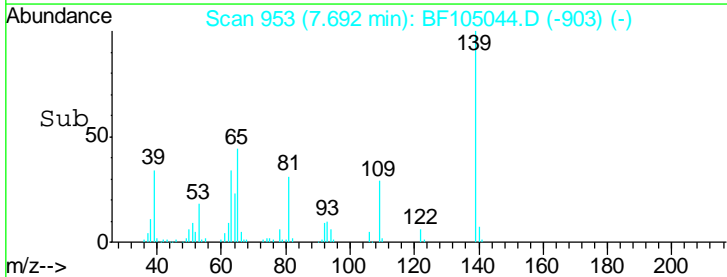
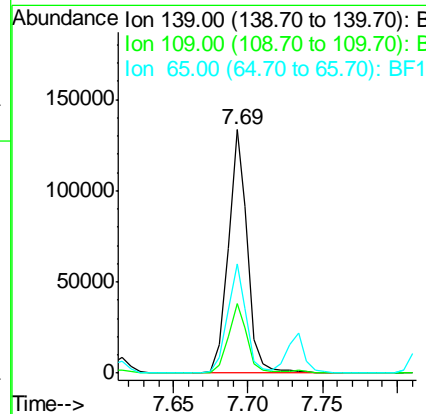
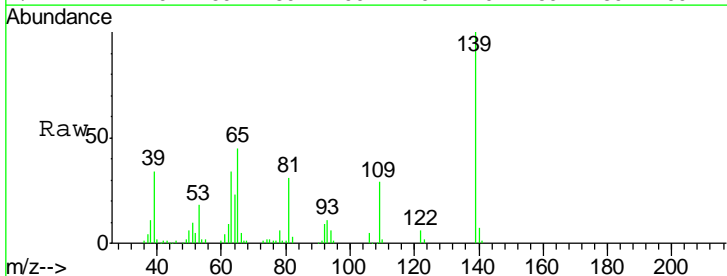
**Instrument :**  
 BNA\_F  
**ClientSampleId :**  
 PB108763BS

Tgt Ion	Resp	Lower	Upper
82	417282		
95	7.2	5.2	7.8
138	19.1	14.9	22.3

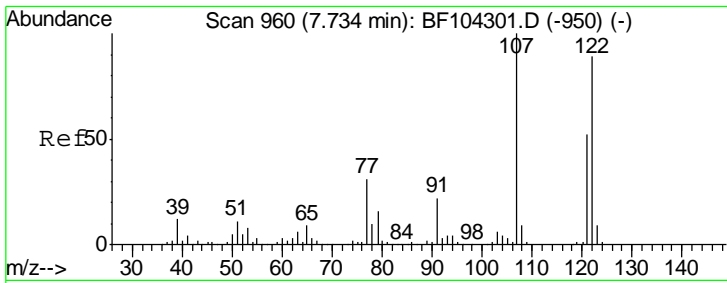


#26  
 2-Nitrophenol  
 Concen: 52.173 ng  
 RT: 7.69 min Scan# 953  
 Delta R.T. -0.01 min  
 Lab File: BF105044.D  
 Acq: 2 May 2018 21:10

Tgt Ion	Resp	Lower	Upper
139	121011		
109	28.7	22.7	34.1
65	44.7	40.5	60.7



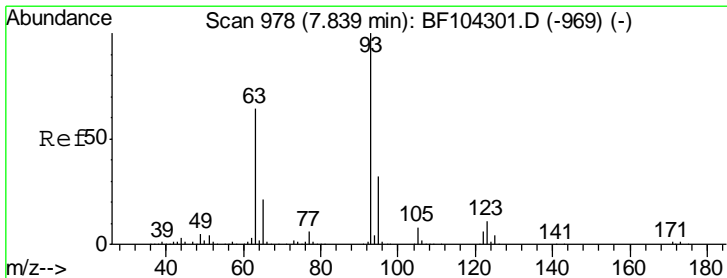
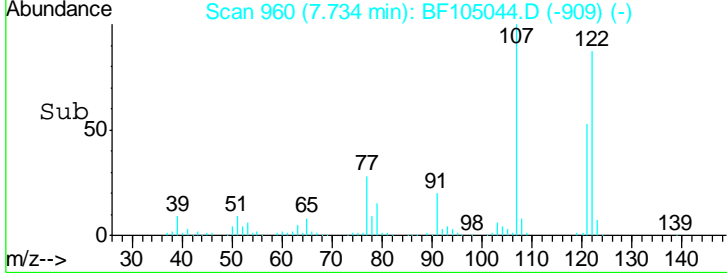
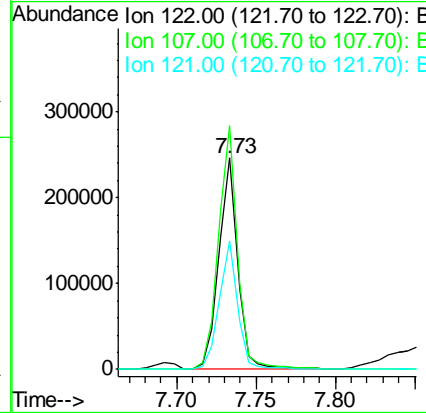
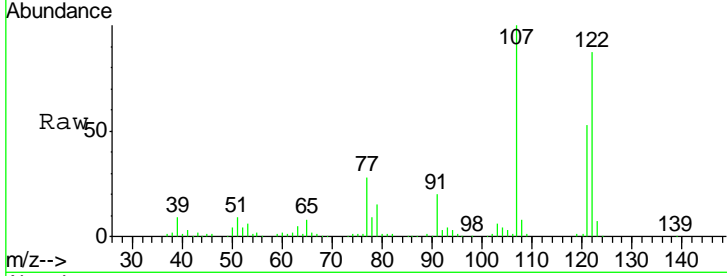




#27  
 2,4-Dimethylphenol  
 Concen: 42.661 ng  
 RT: 7.73 min Scan# 960  
 Delta R.T. -0.00 min  
 Lab File: BF105044.D  
 Acq: 2 May 2018 21:10

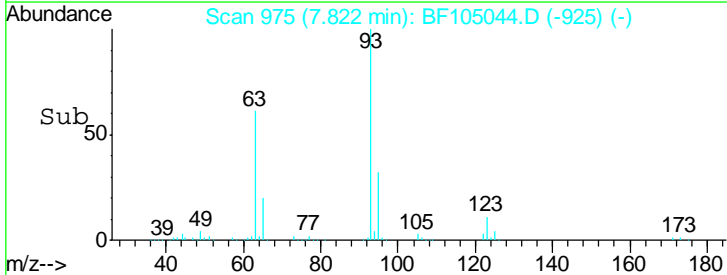
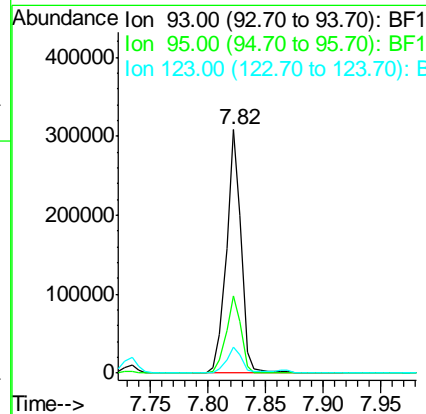
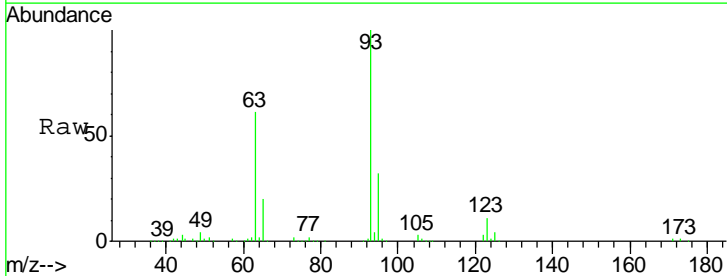
Instrument :  
 BNA\_F  
 ClientSampled :  
 PB108763BS

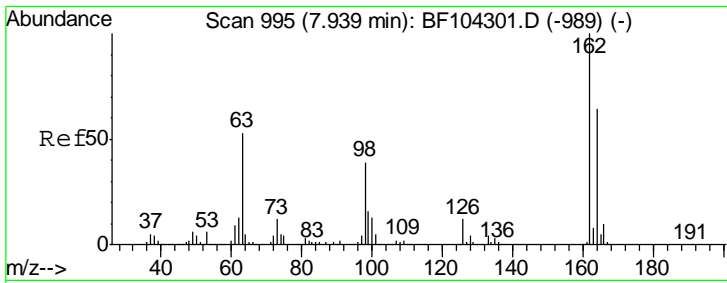
Tgt Ion	Resp	Lower	Upper
122	205455		
107	115.3	91.2	136.8
121	60.6	47.2	70.8



#28  
 bis(2-Chloroethoxy)methane  
 Concen: 40.693 ng  
 RT: 7.82 min Scan# 975  
 Delta R.T. -0.01 min  
 Lab File: BF105044.D  
 Acq: 2 May 2018 21:10

Tgt Ion	Resp	Lower	Upper
93	271502		
95	31.9	26.3	39.5
123	10.9	9.8	14.6

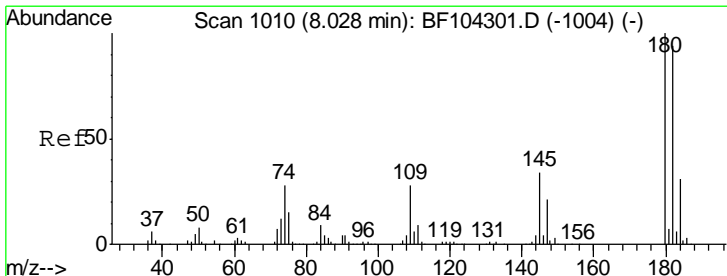
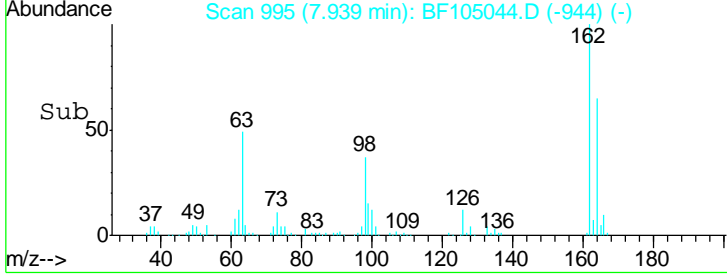
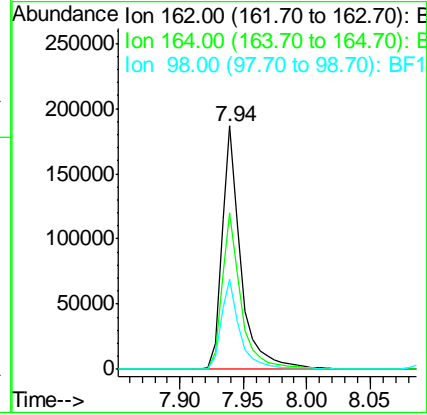
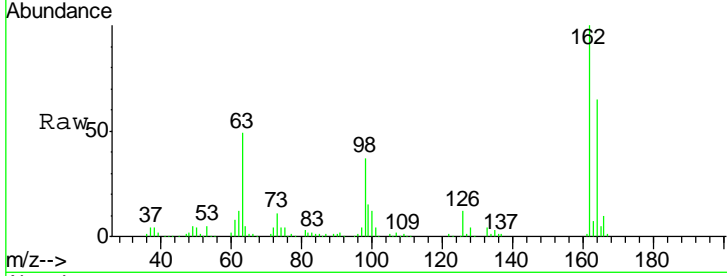




#29  
 2,4-Dichlorophenol  
 Concen: 42.527 ng  
 RT: 7.94 min Scan# 995  
 Delta R.T. -0.00 min  
 Lab File: BF105044.D  
 Acq: 2 May 2018 21:10

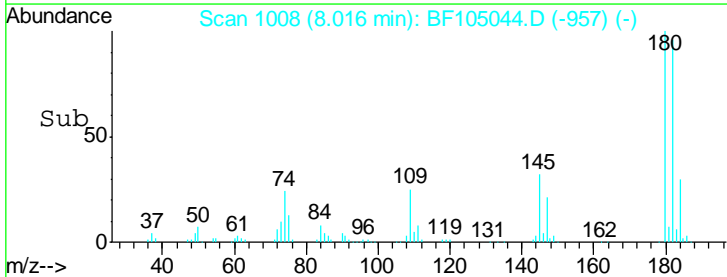
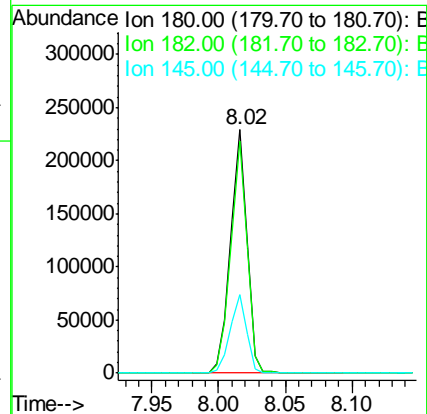
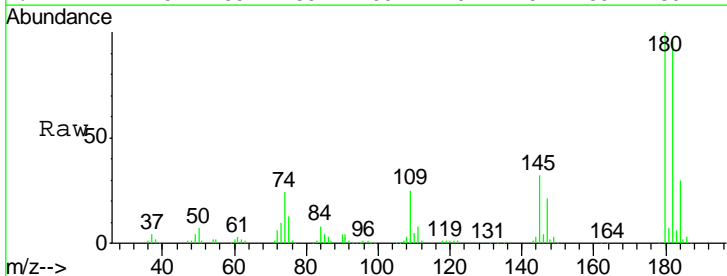
Instrument :  
 BNA\_F  
 ClientSampleID :  
 PB108763BS

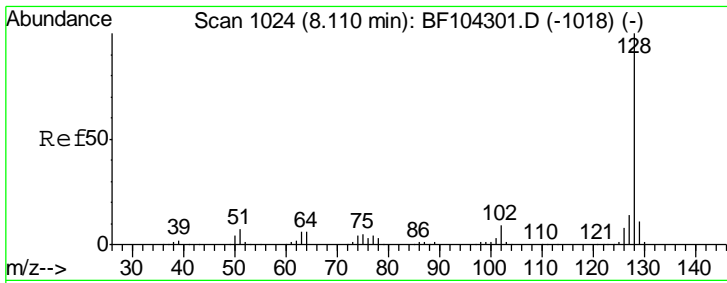
Tgt Ion	Resp	Lower	Upper
162	195417		
164	64.5	42.7	82.7
98	36.9	18.1	58.1



#30  
 1,2,4-Trichlorobenzene  
 Concen: 40.385 ng  
 RT: 8.02 min Scan# 1008  
 Delta R.T. -0.00 min  
 Lab File: BF105044.D  
 Acq: 2 May 2018 21:10

Tgt Ion	Resp	Lower	Upper
180	203662		
182	95.5	76.8	115.2
145	32.0	26.5	39.7

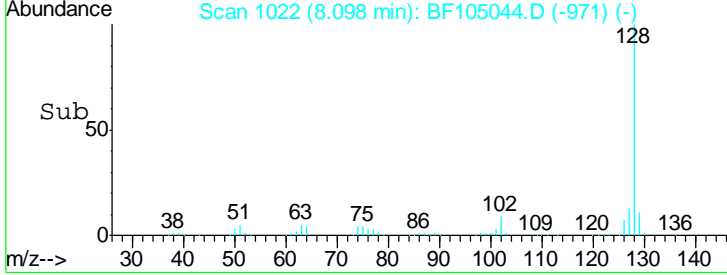
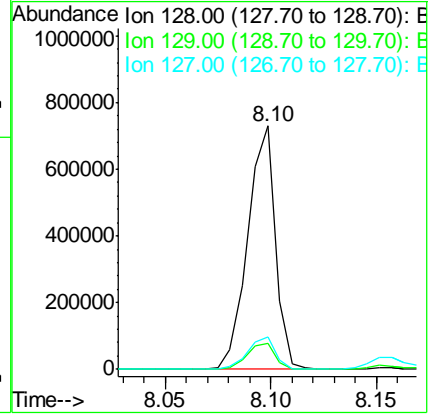
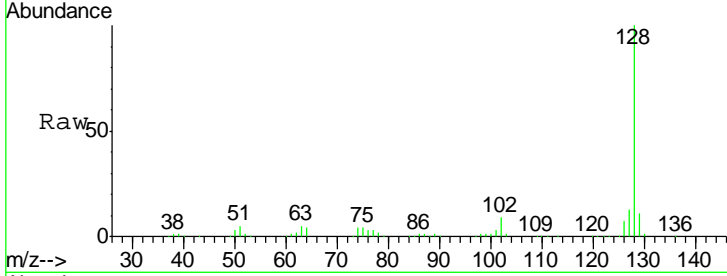




#31  
 Naphthalene  
 Concen: 39.601 ng  
 RT: 8.10 min Scan# 1022  
 Delta R.T. -0.00 min  
 Lab File: BF105044.D  
 Acq: 2 May 2018 21:10

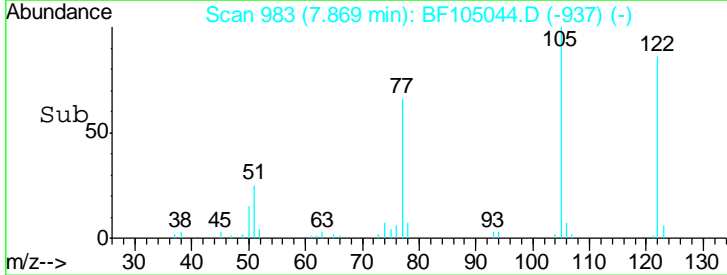
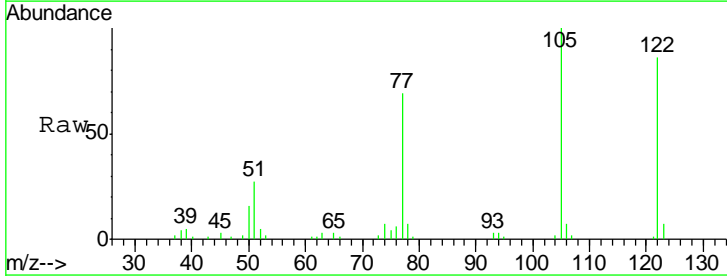
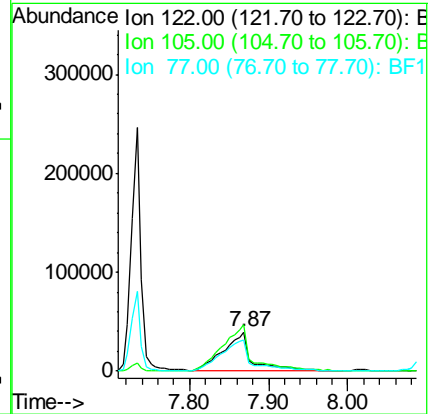
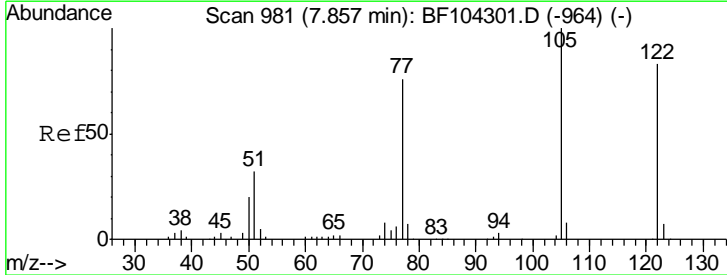
Instrument :  
 BNA\_F  
 ClientSampled :  
 PB108763BS

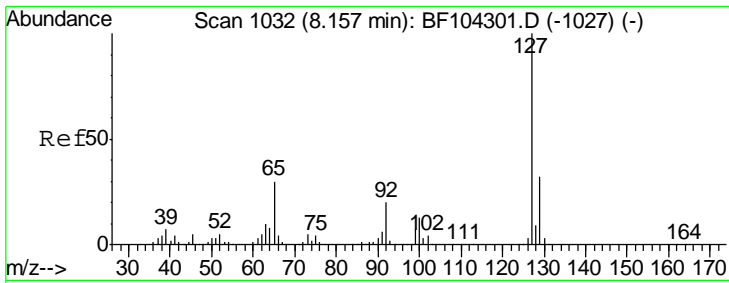
Tgt Ion	Resp	Lower	Upper
128	664472		
129	10.9	8.8	13.2
127	13.5	10.9	16.3



#32  
 Benzoic acid  
 Concen: 25.023 ng  
 RT: 7.87 min Scan# 983  
 Delta R.T. -0.03 min  
 Lab File: BF105044.D  
 Acq: 2 May 2018 21:10

Tgt Ion	Resp	Lower	Upper
122	96155		
105	116.8	101.1	141.1
77	80.4	70.7	110.7

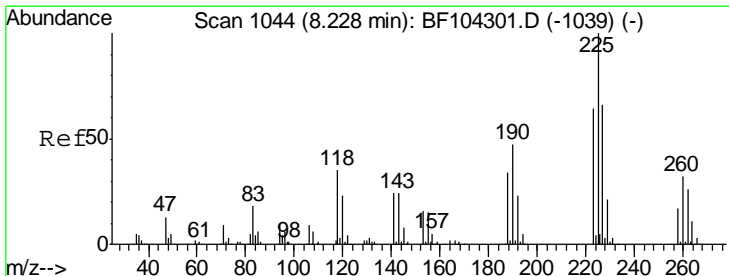
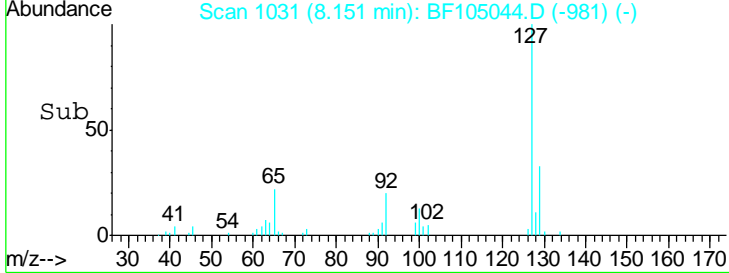
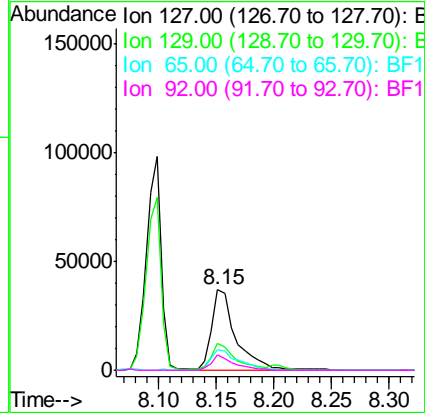
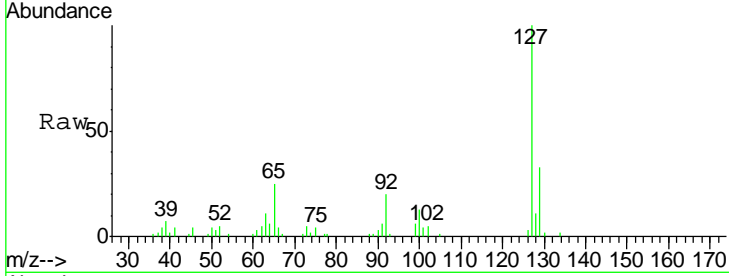




#33  
 4-Chloroaniline  
 Concen: 7.643 ng  
 RT: 8.15 min Scan# 1031  
 Delta R.T. -0.01 min  
 Lab File: BF105044.D  
 Acq: 2 May 2018 21:10

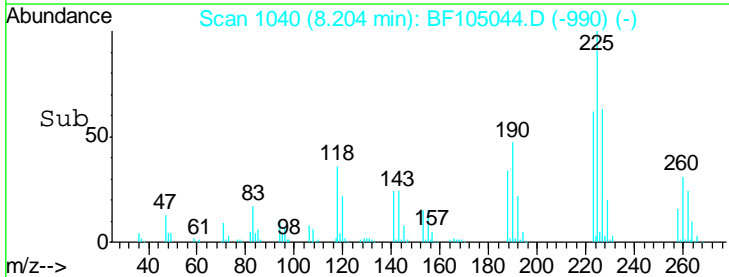
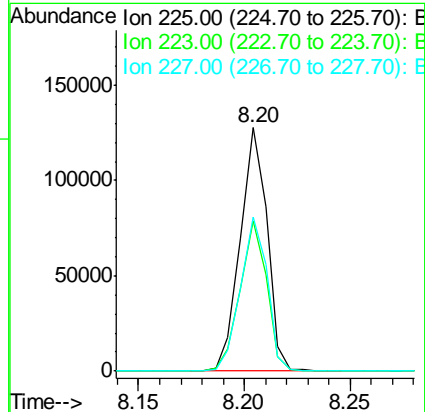
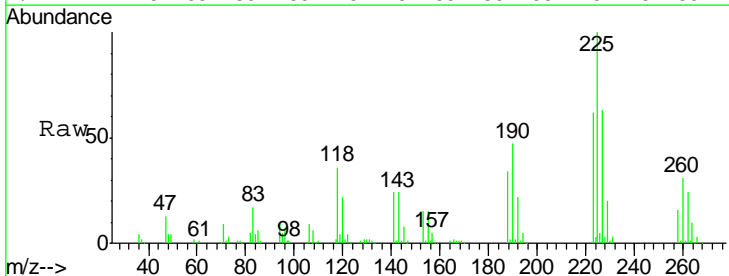
**Instrument :**  
 BNA\_F  
**ClientSampleId :**  
 PB108763BS

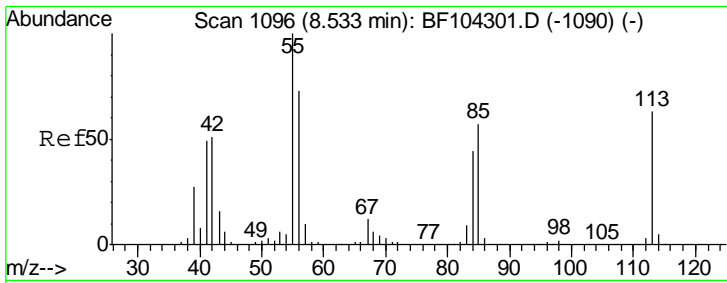
Tgt Ion	Resp	Lower	Upper
127	54943		
129	33.2	25.9	38.9
65	25.1	25.0	37.4
92	19.5	15.2	22.8



#34  
 Hexachlorobutadiene  
 Concen: 40.471 ng  
 RT: 8.20 min Scan# 1040  
 Delta R.T. -0.01 min  
 Lab File: BF105044.D  
 Acq: 2 May 2018 21:10

Tgt Ion	Resp	Lower	Upper
225	111791		
223	61.7	50.6	76.0
227	63.5	51.9	77.9

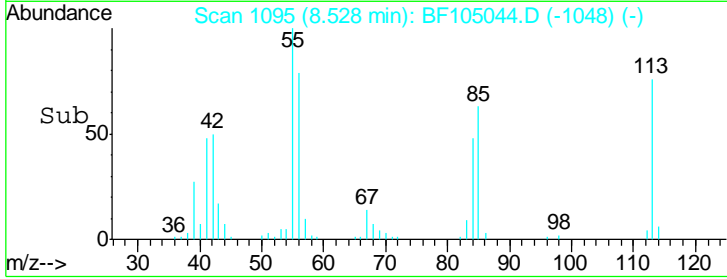
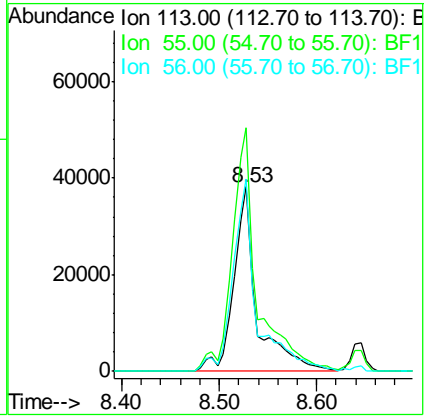
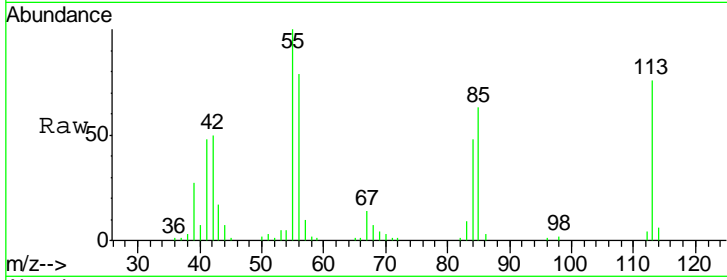




#35  
 Caprolactam  
 Concen: 39.510 ng  
 RT: 8.53 min Scan# 1095  
 Delta R.T. -0.02 min  
 Lab File: BF105044.D  
 Acq: 2 May 2018 21:10

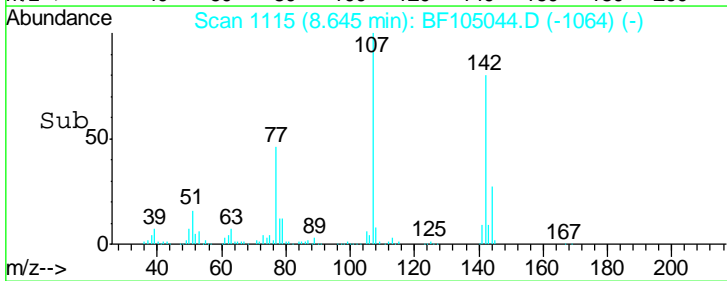
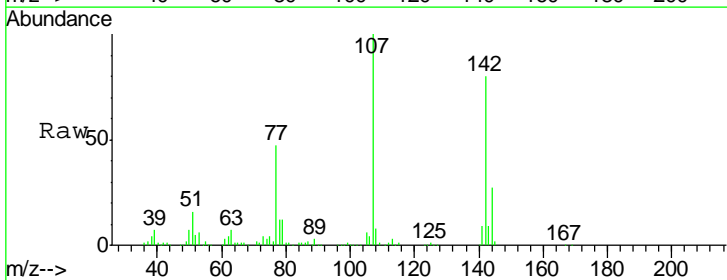
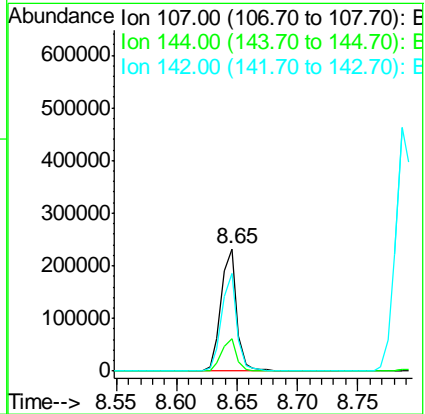
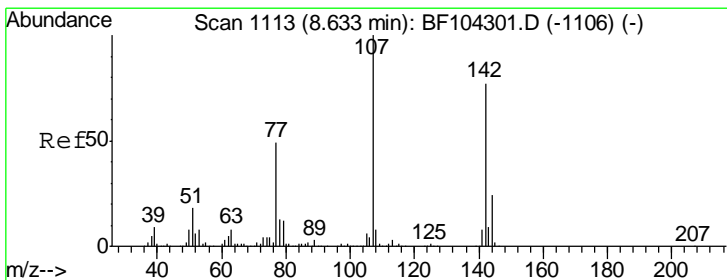
Instrument :  
 BNA\_F  
 ClientSampled :  
 PB108763BS

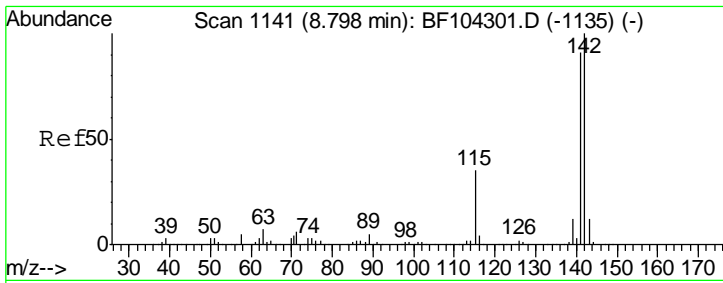
Tgt Ion	Resp	Lower	Upper
113	100		
55	131.8	163.3	203.3#
56	104.4	115.7	155.7#



#36  
 4-Chloro-3-methylphenol  
 Concen: 41.998 ng  
 RT: 8.65 min Scan# 1115  
 Delta R.T. -0.00 min  
 Lab File: BF105044.D  
 Acq: 2 May 2018 21:10

Tgt Ion	Resp	Lower	Upper
107	100		
144	26.7	20.5	30.7
142	79.9	62.0	93.0

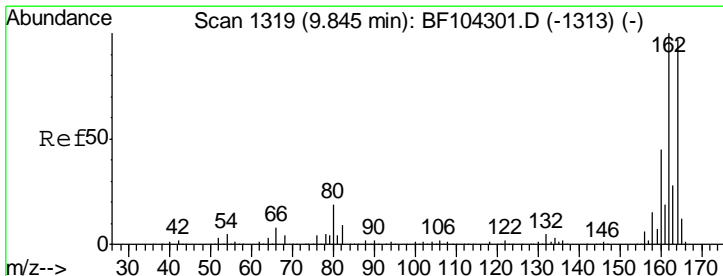
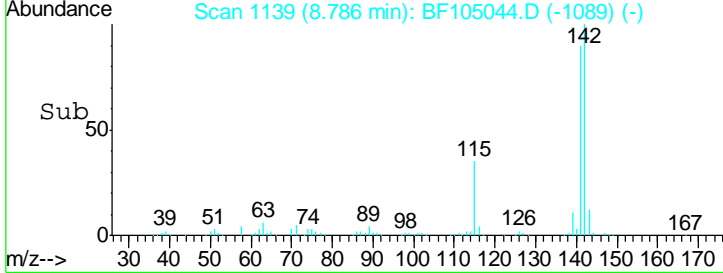
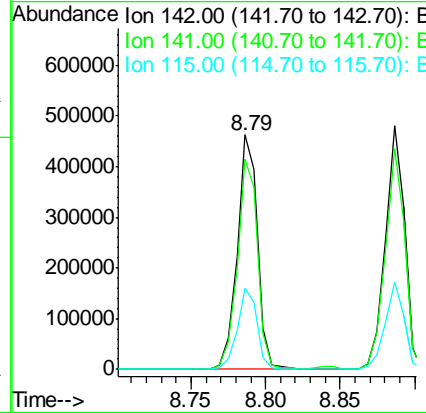
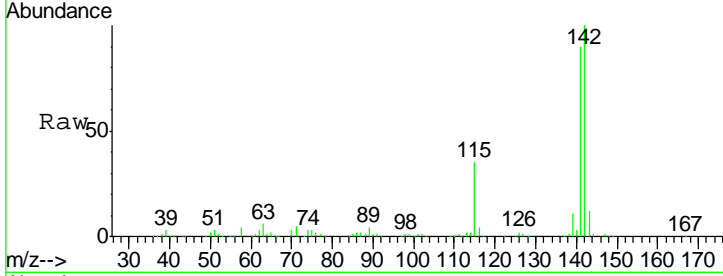




#37  
 2-Methylnaphthalene  
 Concen: 40.775 ng  
 RT: 8.79 min Scan# 1139  
 Delta R.T. -0.01 min  
 Lab File: BF105044.D  
 Acq: 2 May 2018 21:10

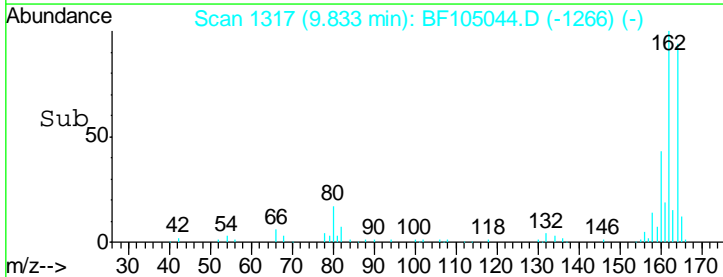
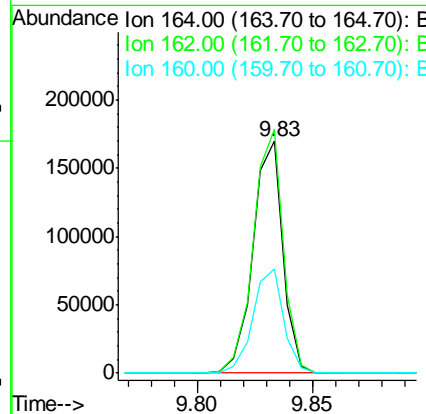
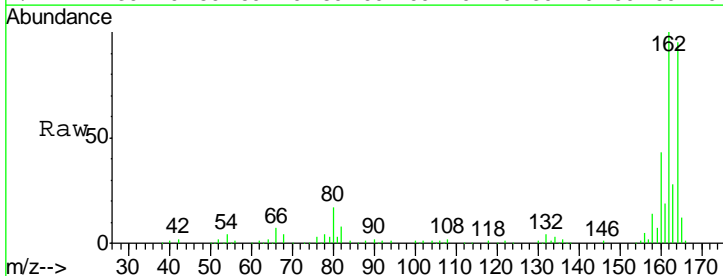
Instrument :  
 BNA\_F  
 ClientSampleId :  
 PB108763BS

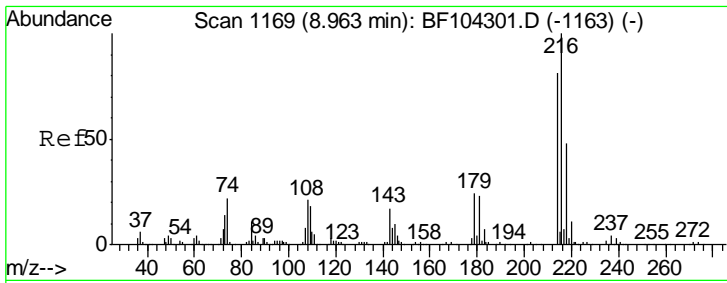
Tgt Ion	Resp	Lower	Upper
142	442547		
141	89.9	70.8	106.2
115	34.5	26.1	39.1



#38  
 Acenaphthene-d10  
 Concen: 20.000 ng  
 RT: 9.83 min Scan# 1317  
 Delta R.T. -0.00 min  
 Lab File: BF105044.D  
 Acq: 2 May 2018 21:10

Tgt Ion	Resp	Lower	Upper
164	153548		
162	105.2	86.1	129.1
160	45.0	38.3	57.5

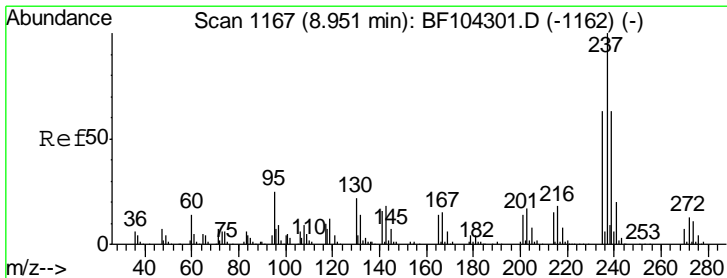
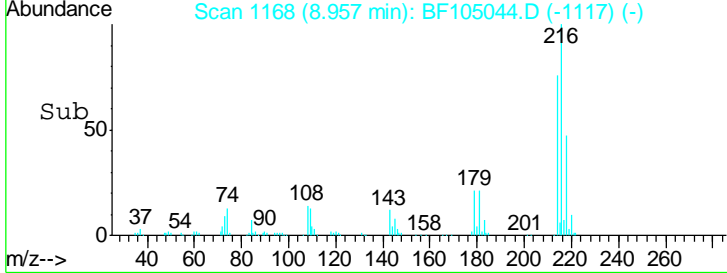
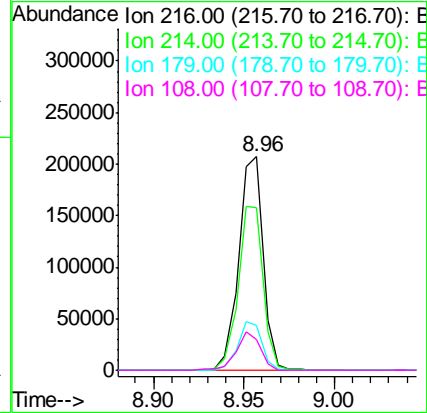
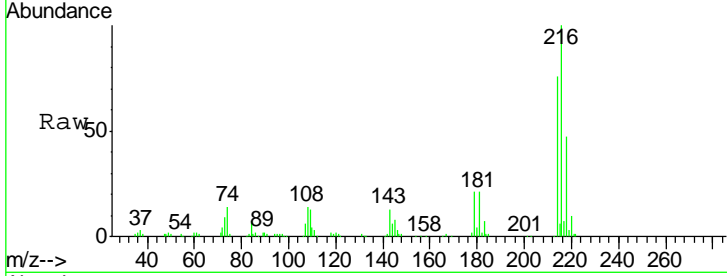




#39  
 1,2,4,5-Tetrachlorobenzene  
 Concen: 44.152 ng  
 RT: 8.96 min Scan# 1168  
 Delta R.T. -0.00 min  
 Lab File: BF105044.D  
 Acq: 2 May 2018 21:10

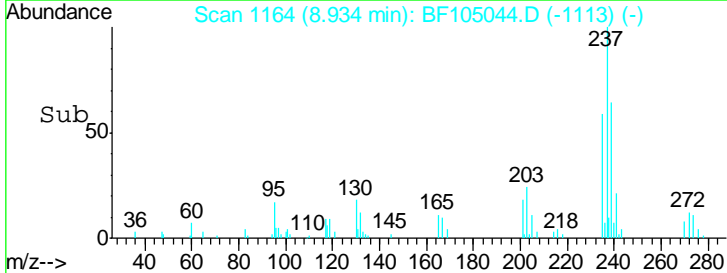
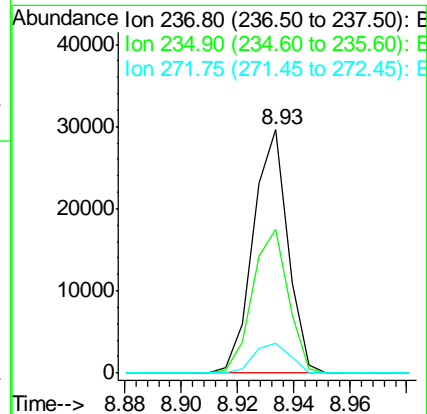
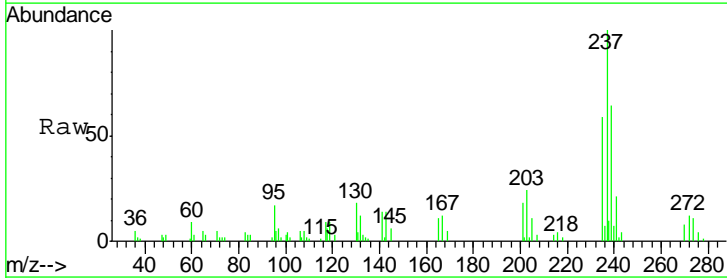
Instrument :  
 BNA\_F  
 ClientSampleId :  
 PB108763BS

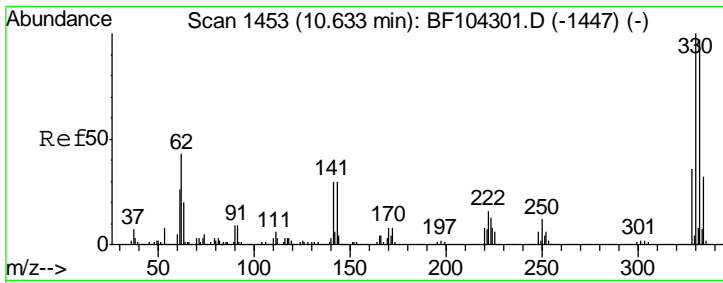
Tgt Ion	Resp	Lower	Upper
216	194067		
216	100		
214	78.4	63.0	94.4
179	22.4	18.1	27.1
108	17.9	17.2	25.8



#40  
 Hexachlorocyclopentadiene  
 Concen: 10.225 ng  
 RT: 8.93 min Scan# 1164  
 Delta R.T. -0.00 min  
 Lab File: BF105044.D  
 Acq: 2 May 2018 21:10

Tgt Ion	Resp	Lower	Upper
237	25161		
237	100		
235	58.8	44.8	84.8
272	12.4	0.0	33.3

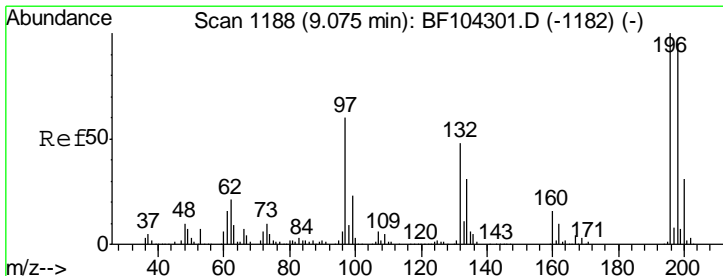
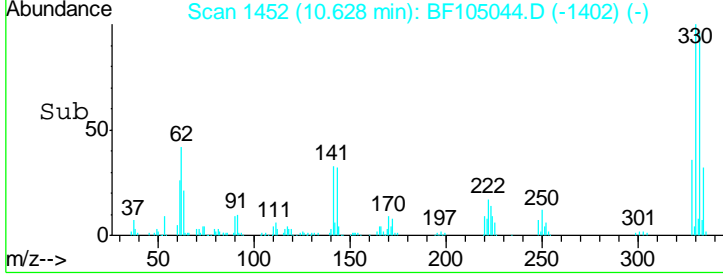
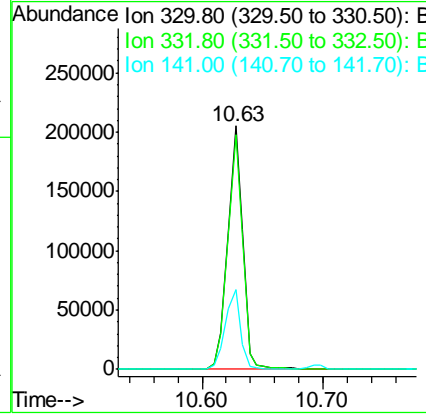
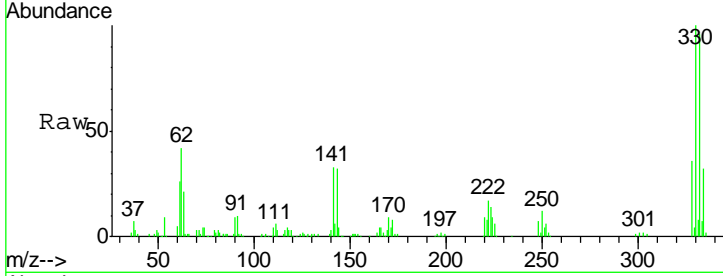




#41  
 2,4,6-Tribromophenol  
 Concen: 111.877 ng  
 RT: 10.63 min Scan# 1452  
 Delta R.T. -0.01 min  
 Lab File: BF105044.D  
 Acq: 2 May 2018 21:10

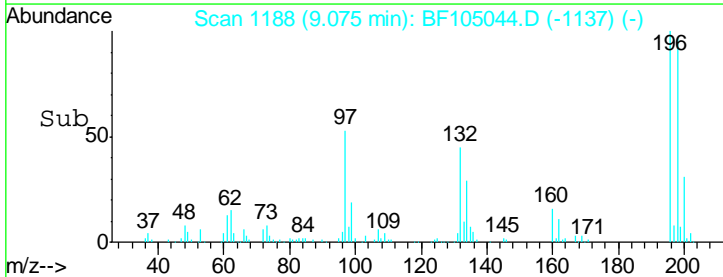
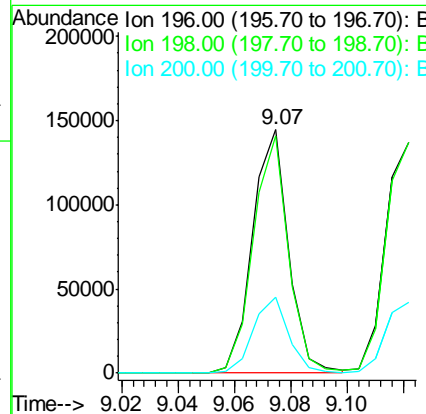
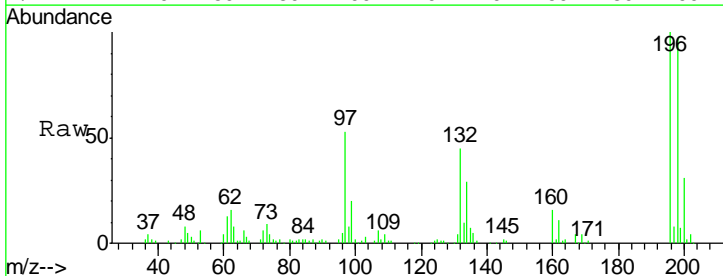
Instrument :  
 BNA\_F  
 ClientSampled :  
 PB108763BS

Tgt Ion	Resp	Lower	Upper
330	178197		
332	97.1	77.0	115.6
141	33.0	29.9	44.9

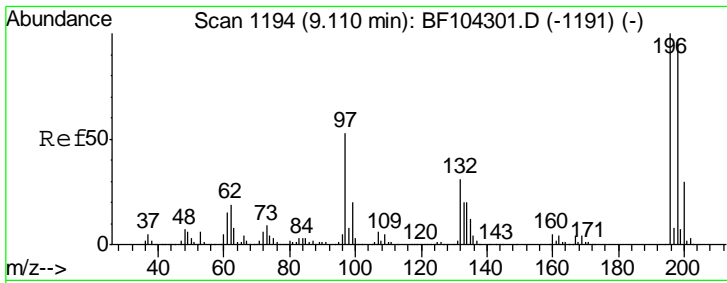


#42  
 2,4,6-Trichlorophenol  
 Concen: 41.801 ng  
 RT: 9.07 min Scan# 1188  
 Delta R.T. -0.00 min  
 Lab File: BF105044.D  
 Acq: 2 May 2018 21:10

Tgt Ion	Resp	Lower	Upper
196	127545		
198	97.4	75.7	113.5
200	31.0	24.5	36.7



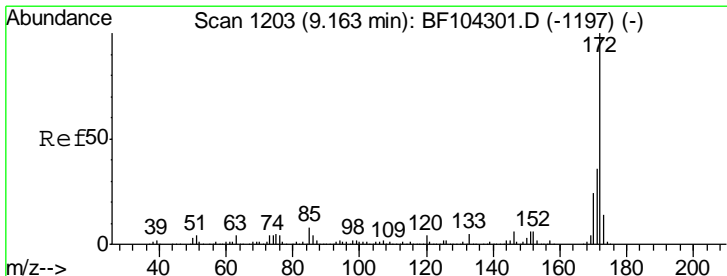
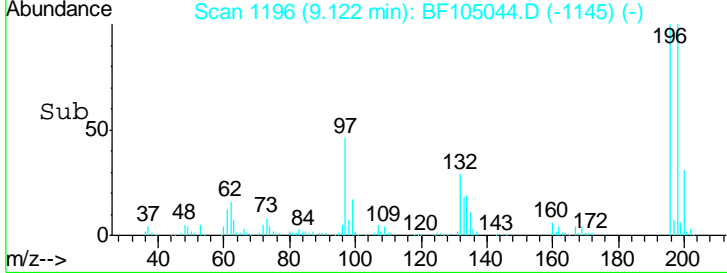
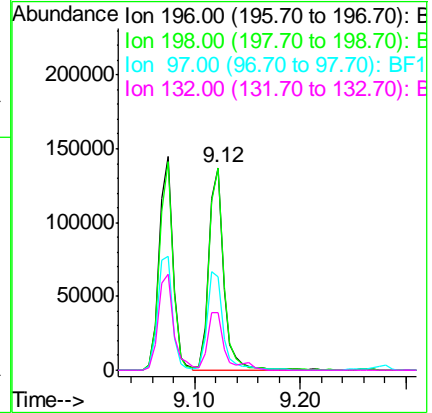
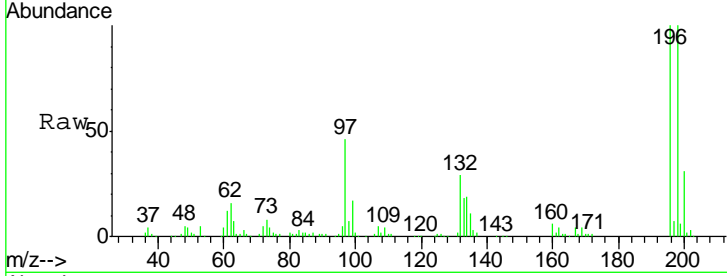




#43  
 2,4,5-Trichlorophenol  
 Concen: 39.587 ng  
 RT: 9.12 min Scan# 1196  
 Delta R.T. -0.00 min  
 Lab File: BF105044.D  
 Acq: 2 May 2018 21:10

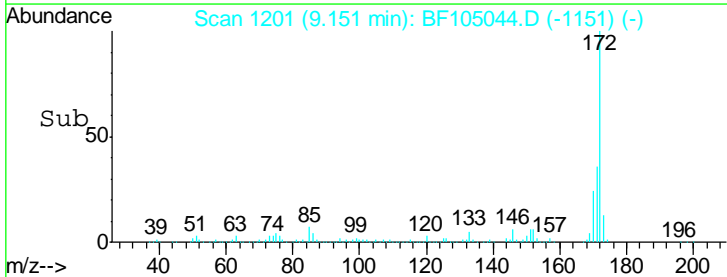
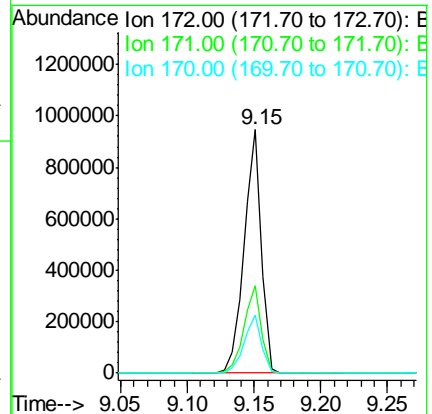
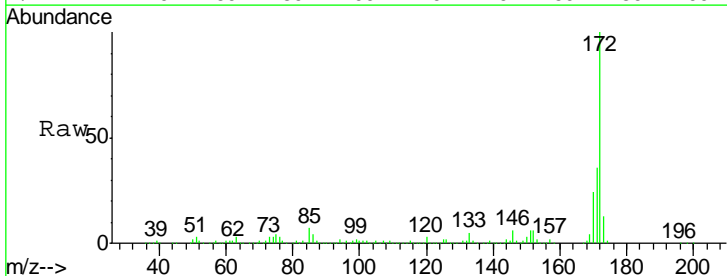
Instrument :  
 BNA\_F  
 ClientSampled :  
 PB108763BS

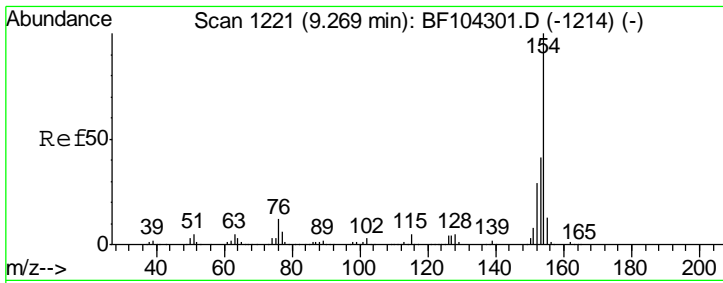
Tgt Ion	Resp	Lower	Upper
196	135166		
198	99.8	74.6	112.0
97	45.8	42.9	64.3
132	28.6	26.3	39.5



#44  
 2-Fluorobiphenyl  
 Concen: 86.862 ng  
 RT: 9.15 min Scan# 1201  
 Delta R.T. -0.01 min  
 Lab File: BF105044.D  
 Acq: 2 May 2018 21:10

Tgt Ion	Resp	Lower	Upper
172	844277		
171	36.0	29.7	44.5
170	23.8	19.6	29.4

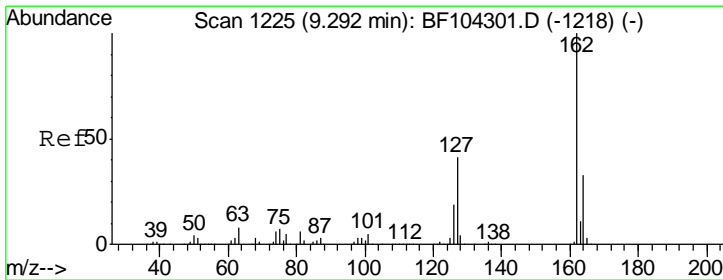
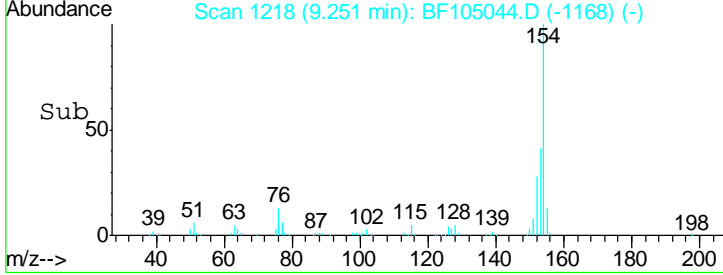
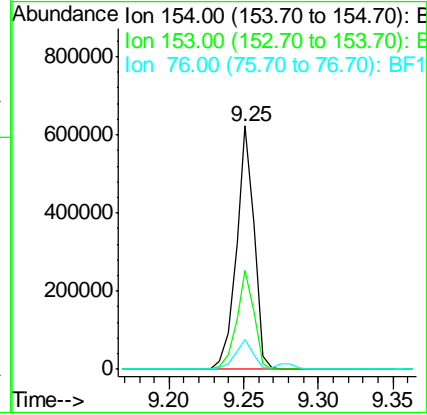
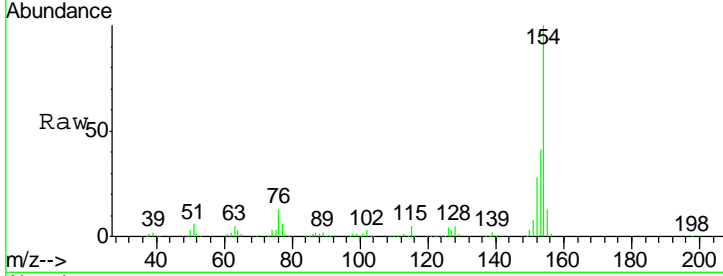




#45  
 1,1'-Biphenyl  
 Concen: 40.360 ng  
 RT: 9.25 min Scan# 1218  
 Delta R.T. -0.01 min  
 Lab File: BF105044.D  
 Acq: 2 May 2018 21:10

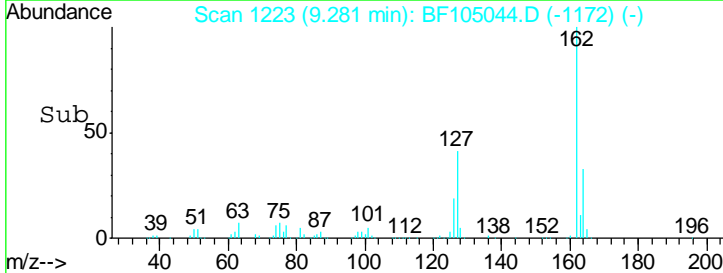
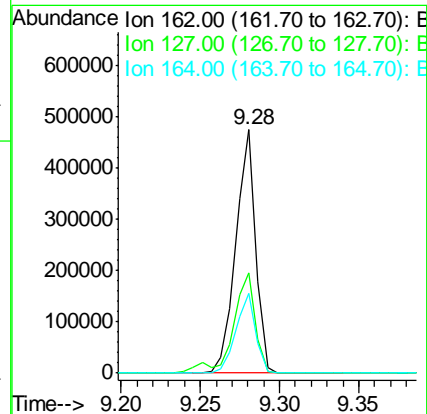
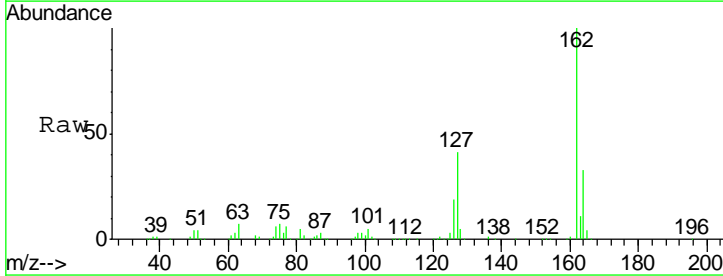
Instrument :  
 BNA\_F  
 ClientSampled :  
 PB108763BS

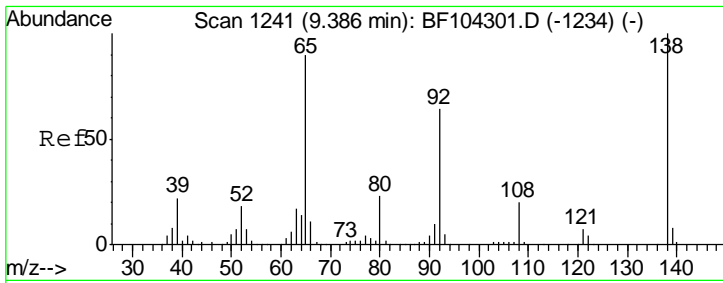
Tgt Ion	Resp	Lower	Upper
154	520608		
153	40.9	21.3	61.3
76	12.5	0.0	34.0



#46  
 2-Chloronaphthalene  
 Concen: 40.605 ng  
 RT: 9.28 min Scan# 1223  
 Delta R.T. -0.00 min  
 Lab File: BF105044.D  
 Acq: 2 May 2018 21:10

Tgt Ion	Resp	Lower	Upper
162	413712		
127	41.2	33.9	50.9
164	32.7	26.5	39.7

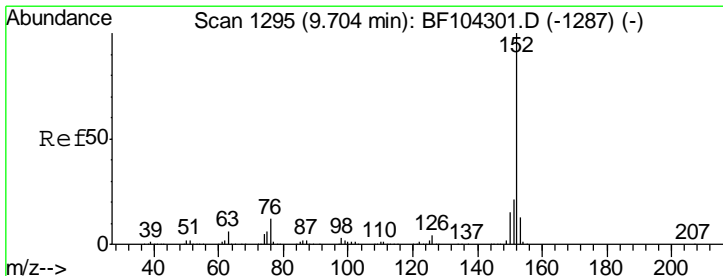
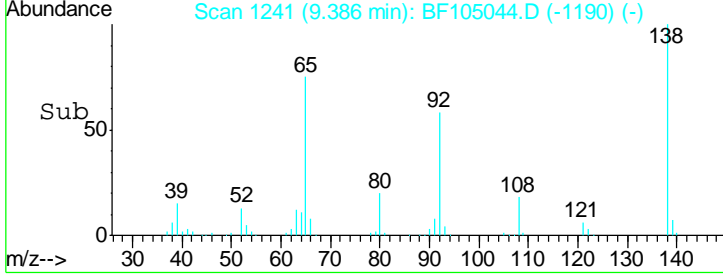
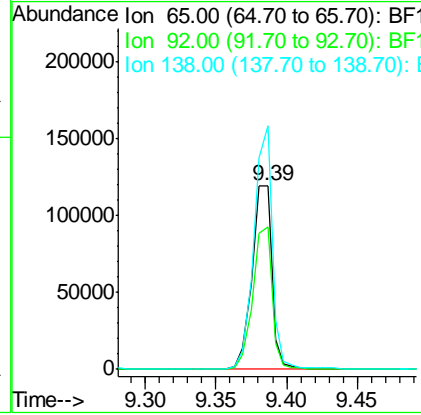
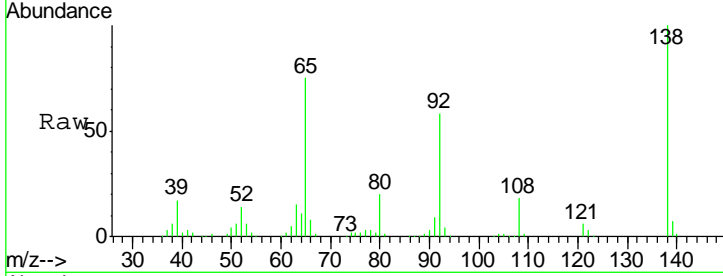




#47  
 2-Nitroaniline  
 Concen: 47.444 ng  
 RT: 9.39 min Scan# 1241  
 Delta R.T. -0.00 min  
 Lab File: BF105044.D  
 Acq: 2 May 2018 21:10


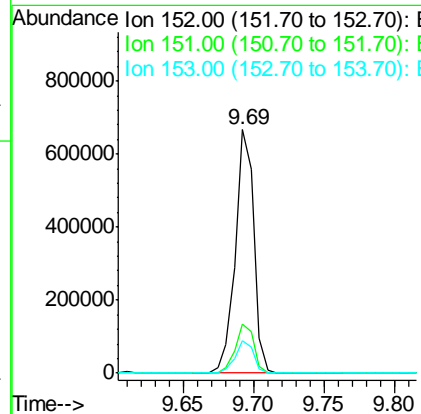
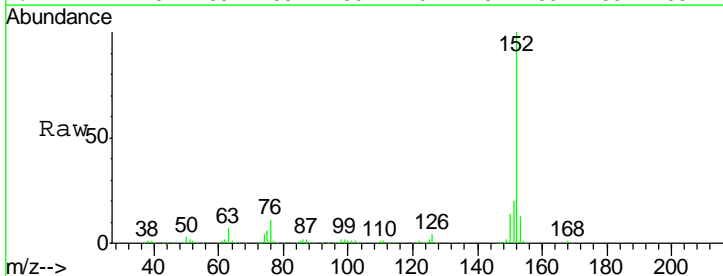
Instrument :  
 BNA\_F  
 ClientSampled :  
 PB108763BS

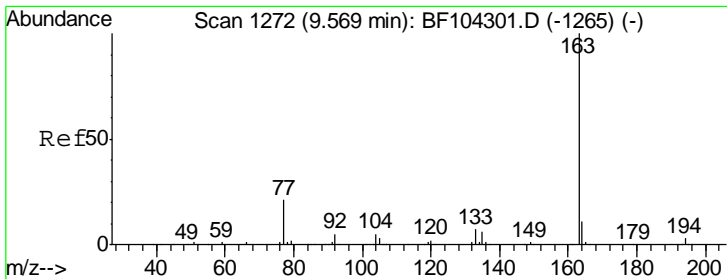
Tgt Ion	Resp	Lower	Upper
65	119543		
92	77.6	55.8	83.6
138	132.6	91.2	136.8



#48  
 Acenaphthylene  
 Concen: 37.923 ng  
 RT: 9.69 min Scan# 1293  
 Delta R.T. -0.01 min  
 Lab File: BF105044.D  
 Acq: 2 May 2018 21:10

Tgt Ion	Resp	Lower	Upper
152	606221		
151	20.3	16.3	24.5
153	13.3	10.7	16.1

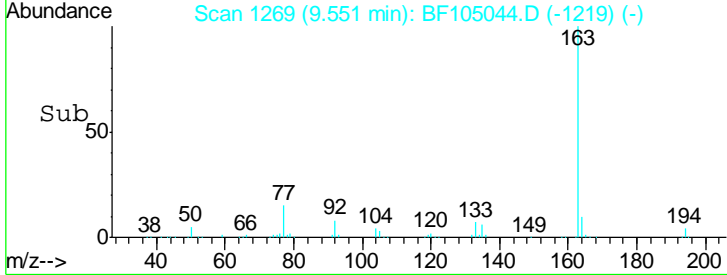
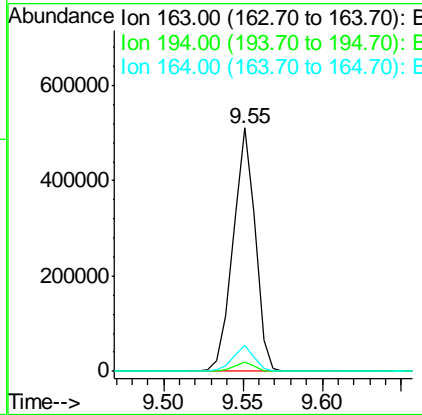
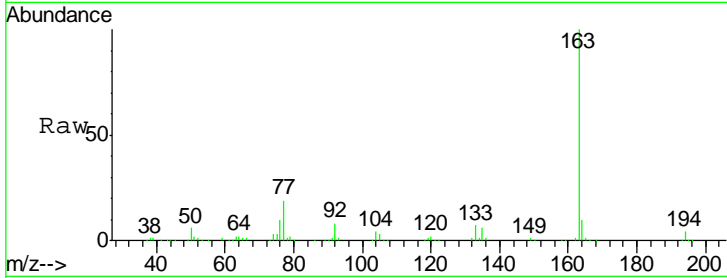




#49  
 Dimethylphthalate  
 Concen: 40.779 ng  
 RT: 9.55 min Scan# 1269  
 Delta R.T. -0.01 min  
 Lab File: BF105044.D  
 Acq: 2 May 2018 21:10

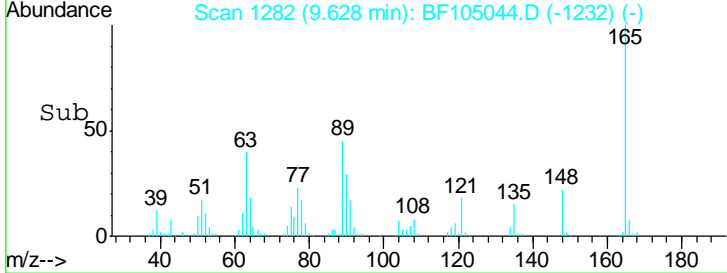
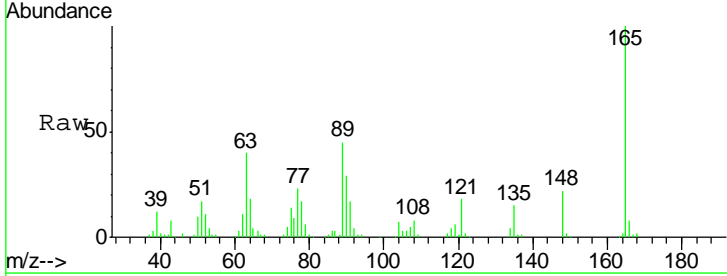
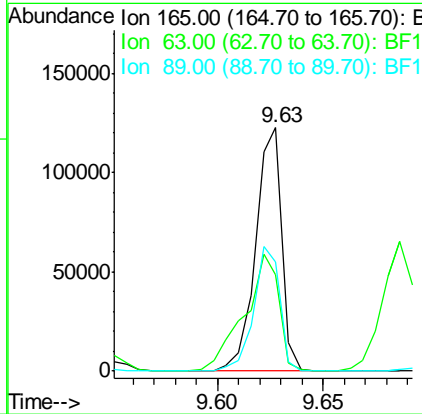
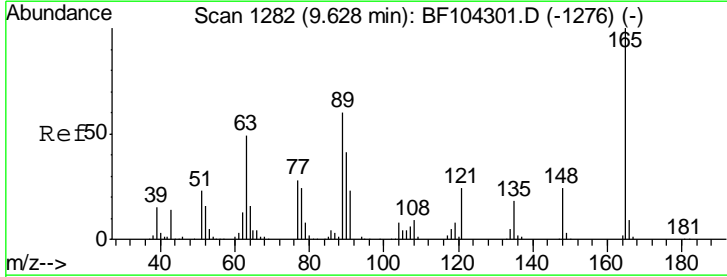
**Instrument :**  
 BNA\_F  
**ClientSampled :**  
 PB108763BS

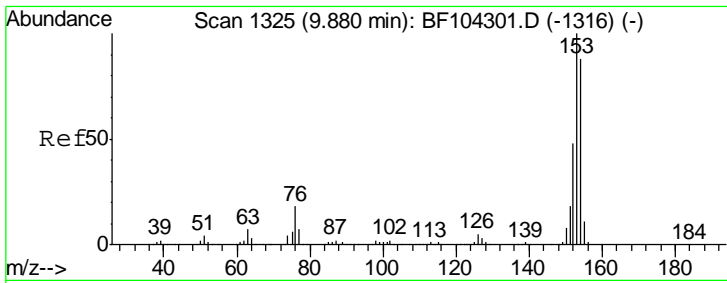
Tgt Ion	Resp	Lower	Upper
163	100		
194	3.6	2.7	4.1
164	10.5	8.2	12.2



#50  
 2,6-Dinitrotoluene  
 Concen: 47.163 ng  
 RT: 9.63 min Scan# 1282  
 Delta R.T. -0.01 min  
 Lab File: BF105044.D  
 Acq: 2 May 2018 21:10

Tgt Ion	Resp	Lower	Upper
165	100		
63	39.7	44.7	67.1#
89	44.8	44.0	66.0

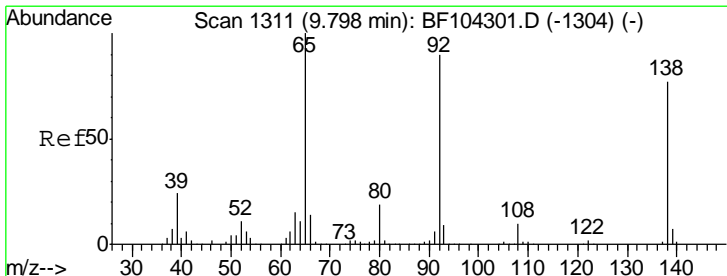
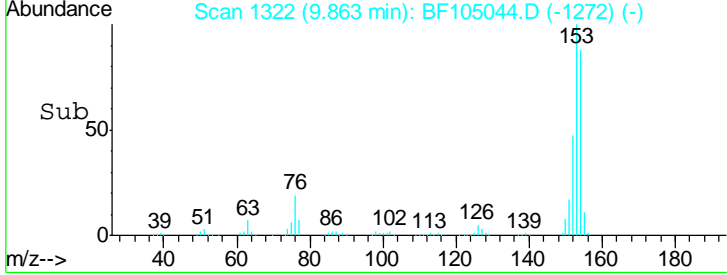
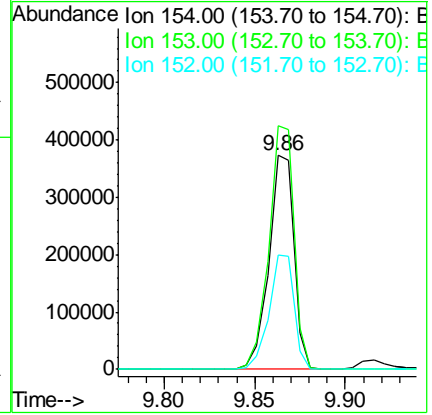
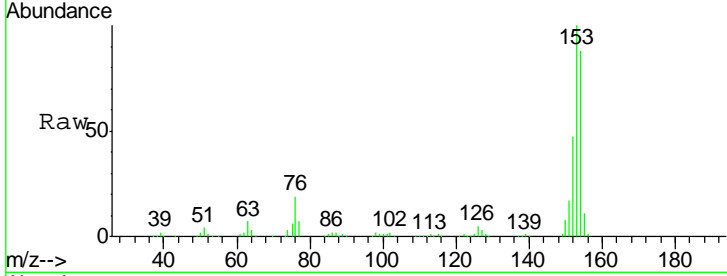




#51  
 Acenaphthene  
 Concen: 36.908 ng  
 RT: 9.86 min Scan# 1322  
 Delta R.T. -0.01 min  
 Lab File: BF105044.D  
 Acq: 2 May 2018 21:10

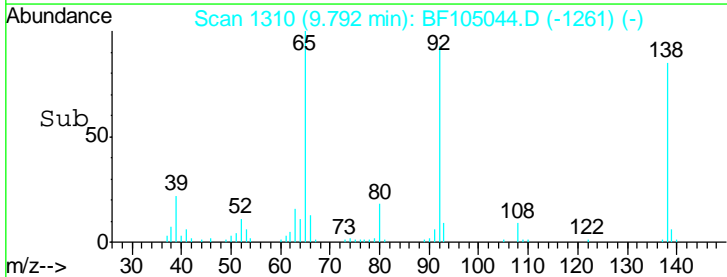
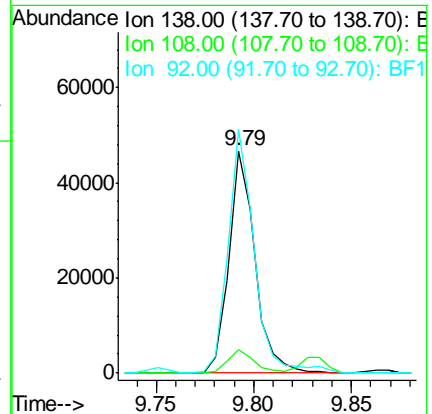
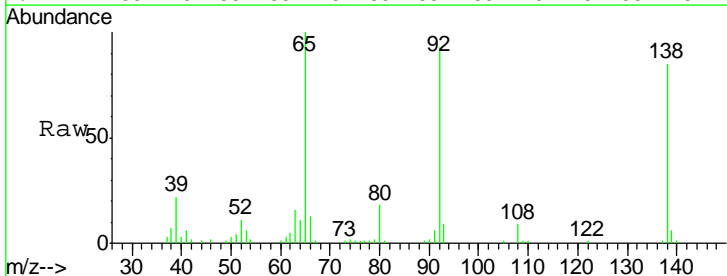
Instrument :  
 BNA\_F  
 ClientSampleId :  
 PB108763BS

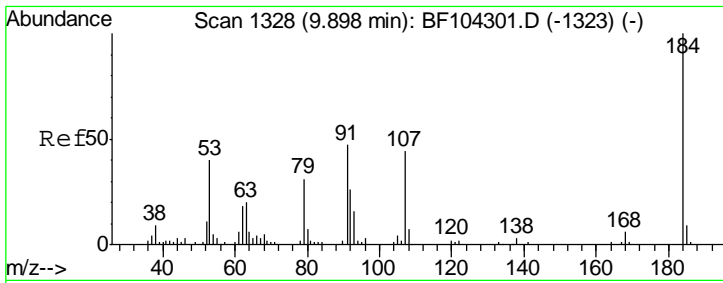
Tgt Ion	Resp	Lower	Upper
154	100		
153	113.7	91.2	136.8
152	53.6	43.8	65.8



#52  
 3-Nitroaniline  
 Concen: 16.464 ng  
 RT: 9.79 min Scan# 1310  
 Delta R.T. -0.01 min  
 Lab File: BF105044.D  
 Acq: 2 May 2018 21:10

Tgt Ion	Resp	Lower	Upper
138	100		
108	10.5	9.4	14.0
92	109.7	89.4	134.2

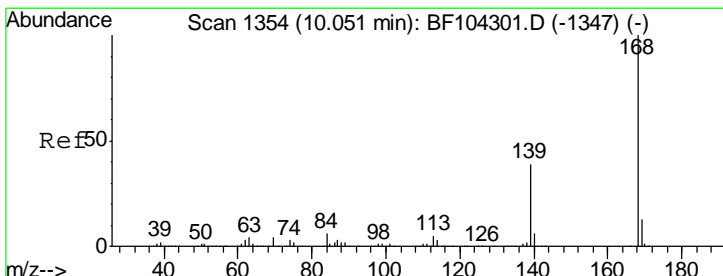
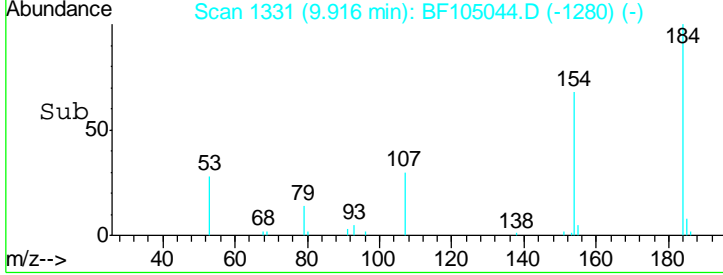
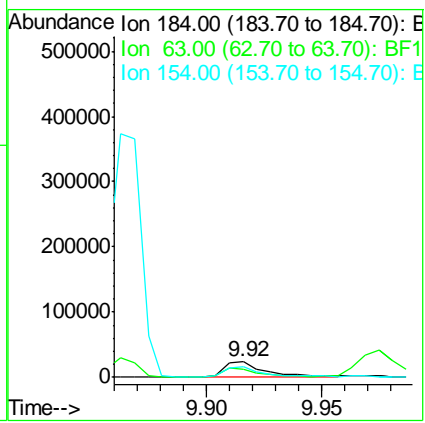
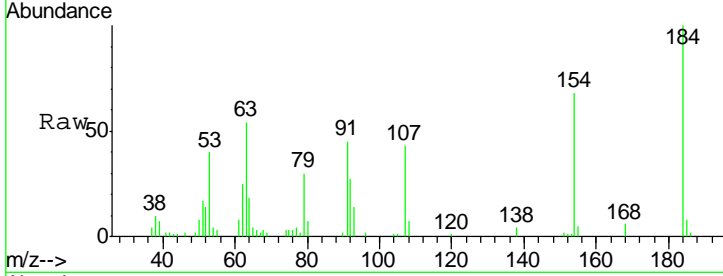




#53  
 2,4-Dinitrophenol  
 Concen: 42.696 ng  
 RT: 9.92 min Scan# 1331  
 Delta R.T. -0.00 min  
 Lab File: BF105044.D  
 Acq: 2 May 2018 21:10

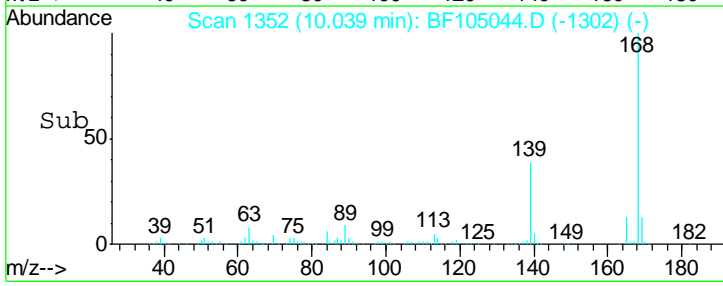
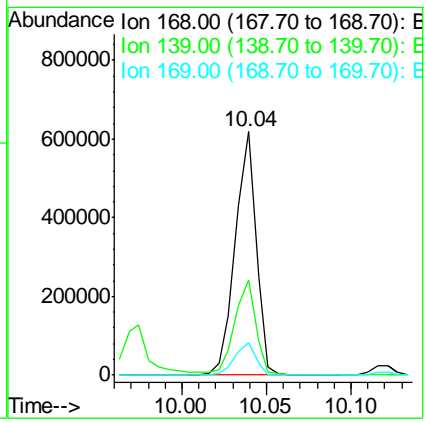
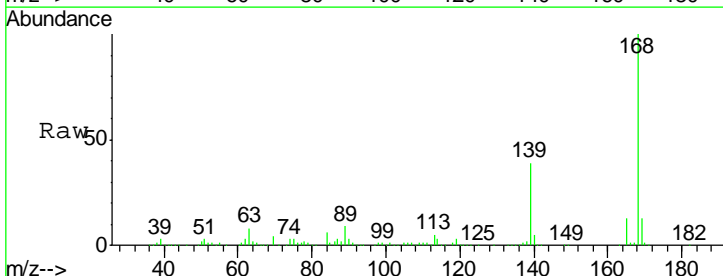
Instrument :  
 BNA\_F  
 ClientSampled :  
 PB108763BS

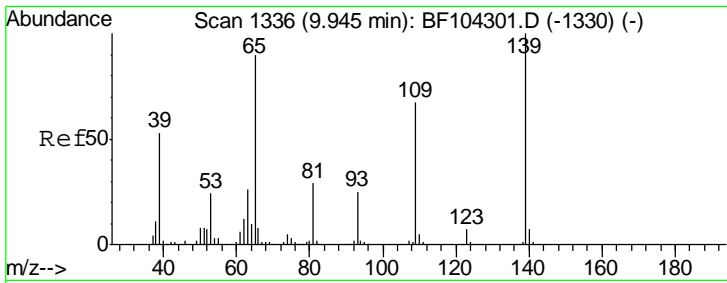
Tgt Ion	Resp	Lower	Upper
184	30021		
63	53.7	54.2	81.2#
154	68.2	184.0	276.0#



#54  
 Dibenzofuran  
 Concen: 39.093 ng  
 RT: 10.04 min Scan# 1352  
 Delta R.T. -0.01 min  
 Lab File: BF105044.D  
 Acq: 2 May 2018 21:10

Tgt Ion	Resp	Lower	Upper
168	531370		
139	39.1	30.1	45.1
169	13.3	10.9	16.3

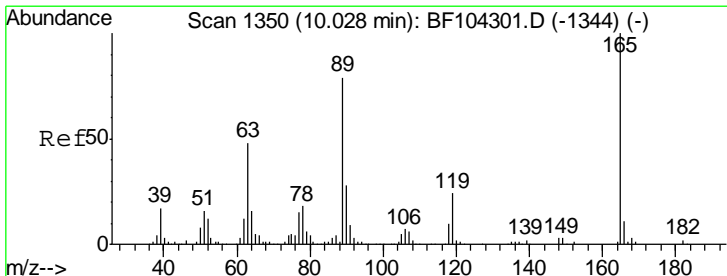
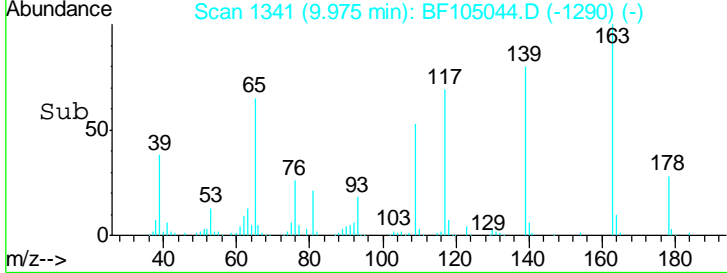
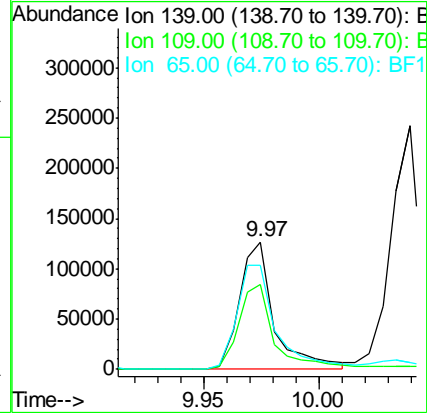
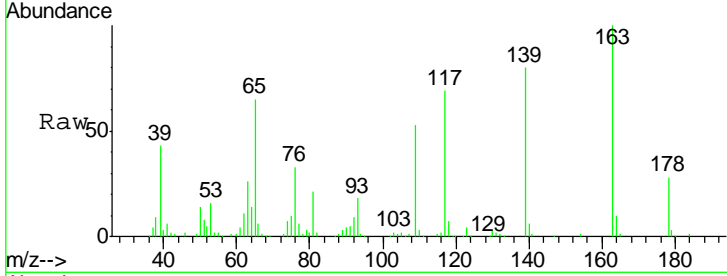




#55  
 4-Nitrophenol  
 Concen: 64.469 ng  
 RT: 9.97 min Scan# 1341  
 Delta R.T. -0.00 min  
 Lab File: BF105044.D  
 Acq: 2 May 2018 21:10

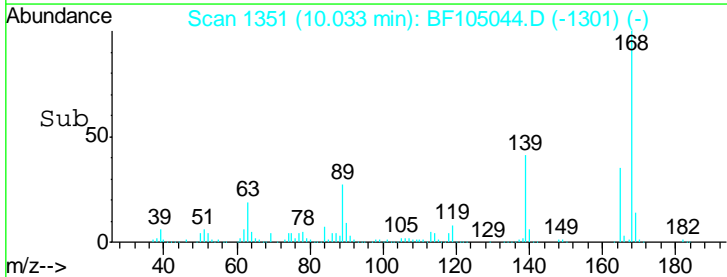
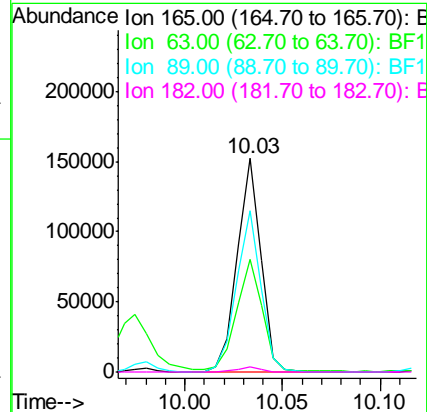
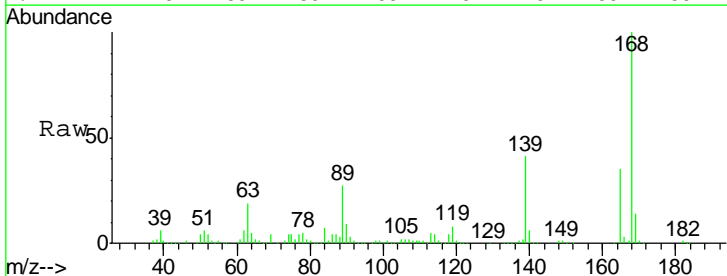
Instrument :  
 BNA\_F  
 ClientSampleId :  
 PB108763BS

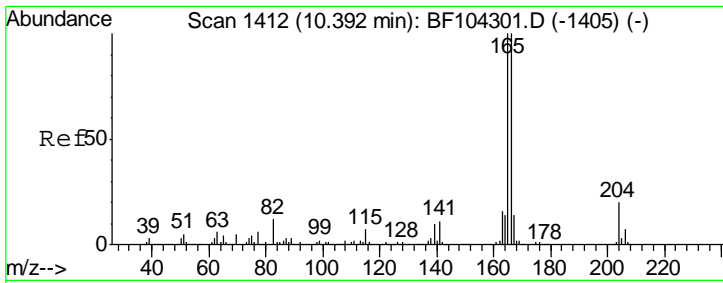
Tgt Ion	Resp	Lower	Upper
139	100		
109	66.4	48.4	88.4
65	82.0	72.6	112.6



#56  
 2,4-Dinitrotoluene  
 Concen: 43.674 ng  
 RT: 10.03 min Scan# 1351  
 Delta R.T. -0.01 min  
 Lab File: BF105044.D  
 Acq: 2 May 2018 21:10

Tgt Ion	Resp	Lower	Upper
165	100		
63	52.5	36.4	54.6
89	75.4	57.8	86.6
182	2.5	1.6	2.4#

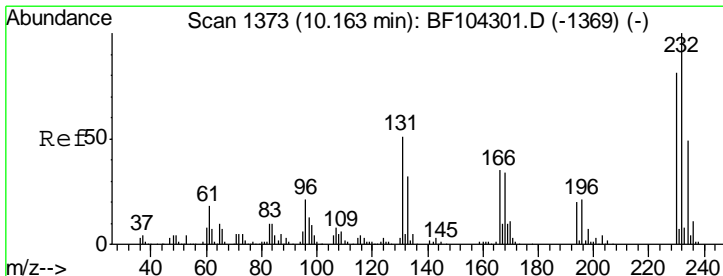
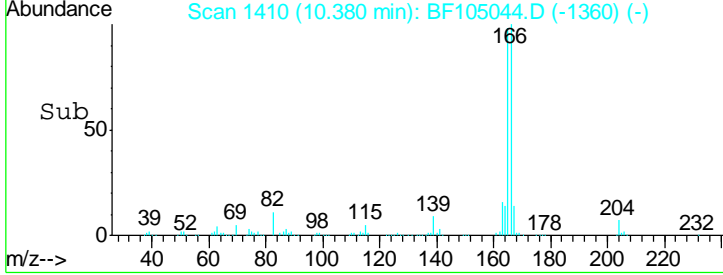
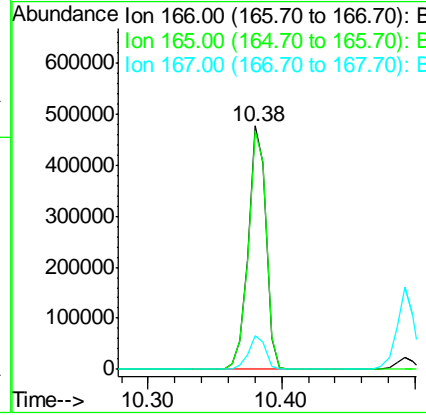
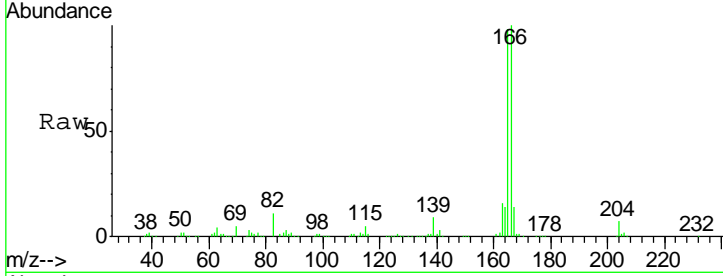




#57  
 Fluorene  
 Concen: 43.907 ng  
 RT: 10.38 min Scan# 1410  
 Delta R.T. -0.01 min  
 Lab File: BF105044.D  
 Acq: 2 May 2018 21:10

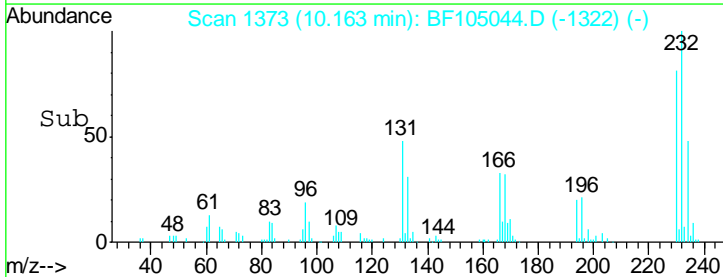
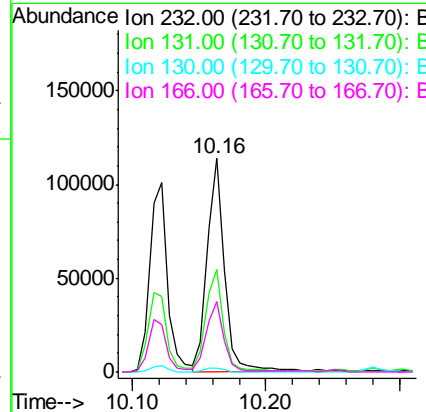
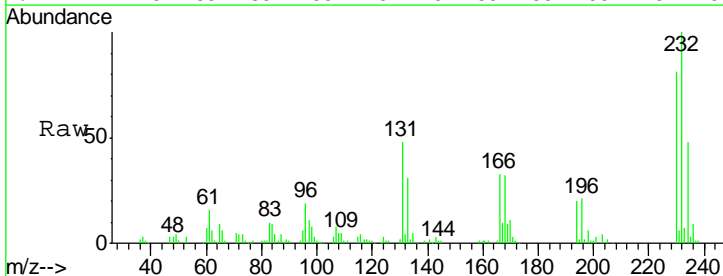
Instrument :  
 BNA\_F  
 ClientSampleID :  
 PB108763BS

Tgt Ion	Resp	Lower	Upper
166	100		
165	98.1	79.8	119.8
167	13.6	10.6	16.0

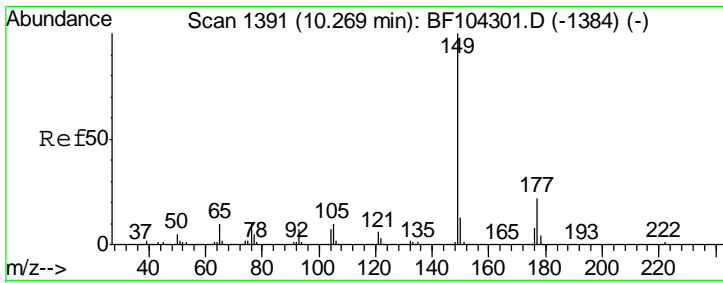


#58  
 2,3,4,6-Tetrachlorophenol  
 Concen: 39.996 ng  
 RT: 10.16 min Scan# 1373  
 Delta R.T. -0.00 min  
 Lab File: BF105044.D  
 Acq: 2 May 2018 21:10

Tgt Ion	Resp	Lower	Upper
232	100		
131	48.2	43.8	65.8
130	2.3	2.1	3.1
166	32.5	27.8	41.6



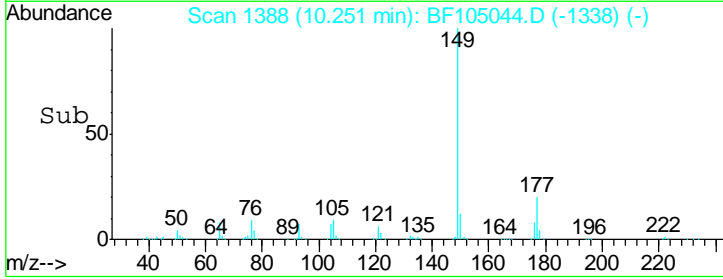
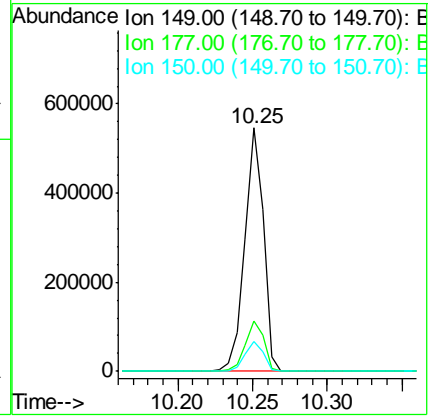
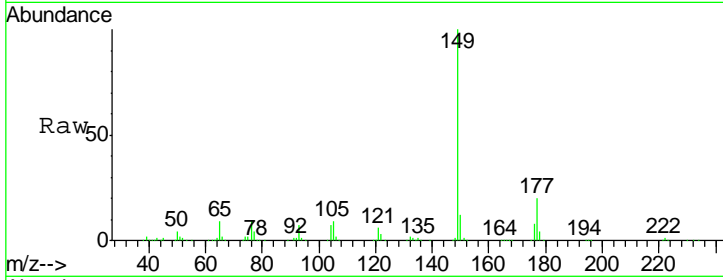




#59  
 Diethylphthalate  
 Concen: 39.654 ng  
 RT: 10.25 min Scan# 1388  
 Delta R.T. -0.01 min  
 Lab File: BF105044.D  
 Acq: 2 May 2018 21:10

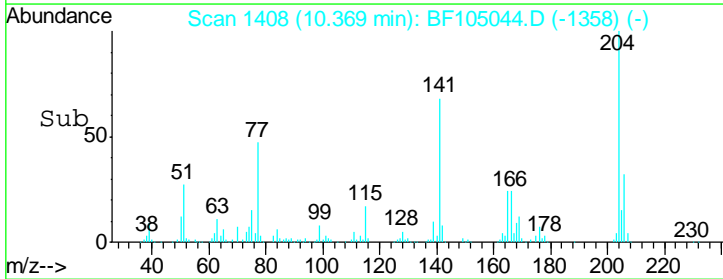
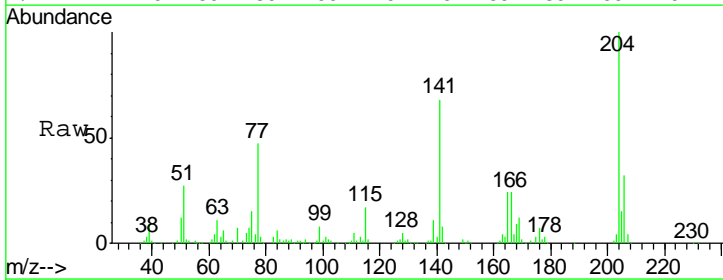
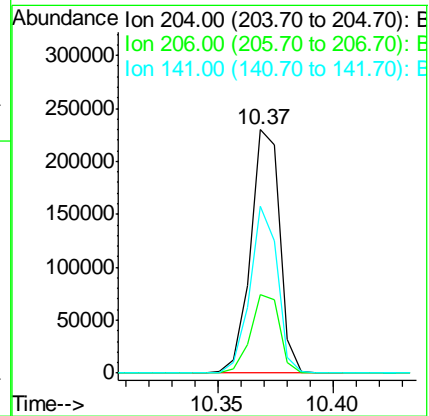
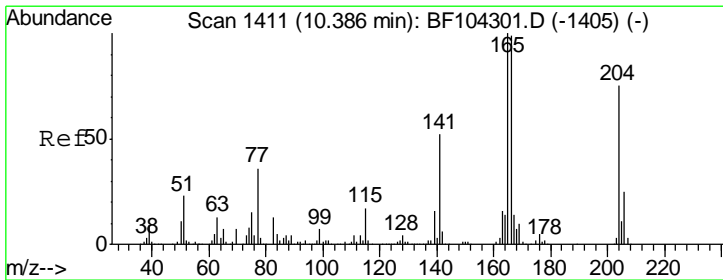
Instrument :  
 BNA\_F  
 ClientSampled :  
 PB108763BS

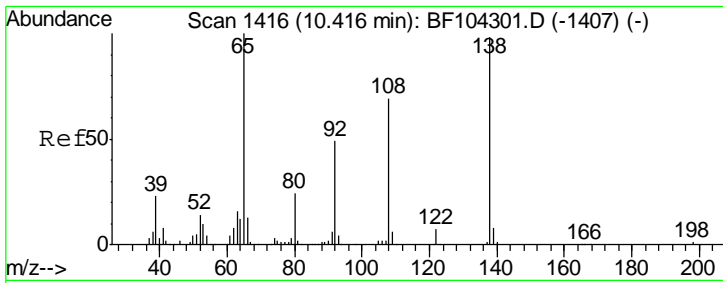
Tgt Ion	Resp	Lower	Upper
149	100		
177	20.5	16.1	24.1
150	12.4	10.1	15.1



#60  
 4-Chlorophenyl-phenylether  
 Concen: 46.089 ng  
 RT: 10.37 min Scan# 1408  
 Delta R.T. -0.01 min  
 Lab File: BF105044.D  
 Acq: 2 May 2018 21:10

Tgt Ion	Resp	Lower	Upper
204	100		
206	32.5	26.5	39.7
141	68.4	54.6	81.8

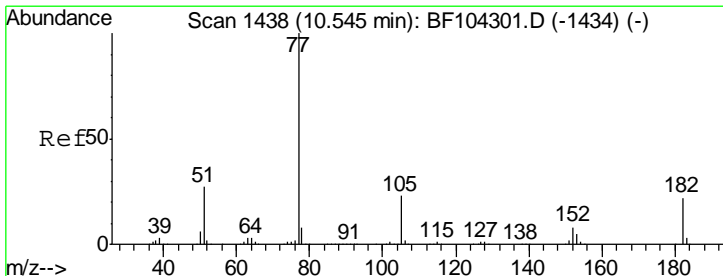
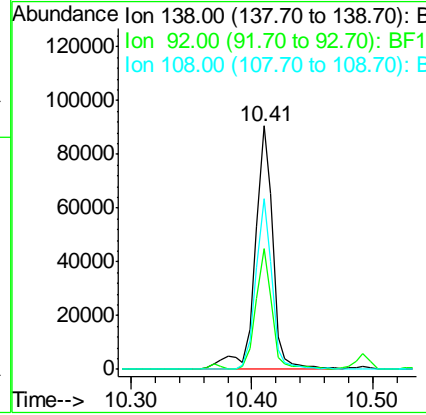
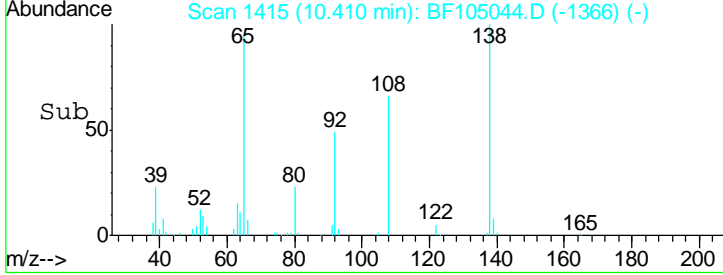
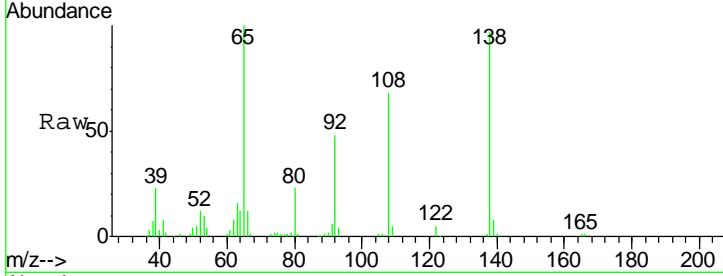




#61  
 4-Nitroaniline  
 Concen: 36.543 ng  
 RT: 10.41 min Scan# 1415  
 Delta R.T. -0.01 min  
 Lab File: BF105044.D  
 Acq: 2 May 2018 21:10

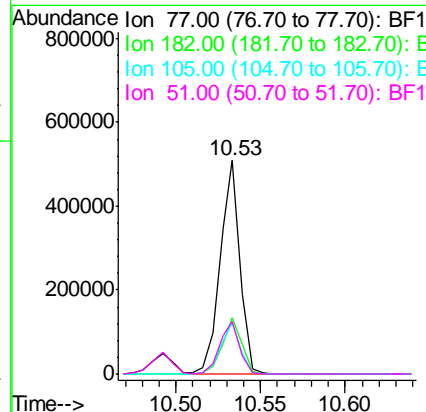
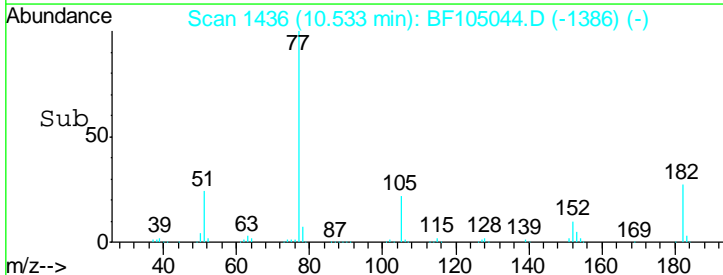
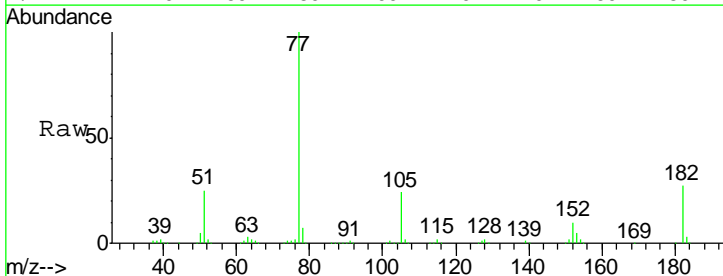
Instrument :  
 BNA\_F  
 ClientSampleId :  
 PB108763BS

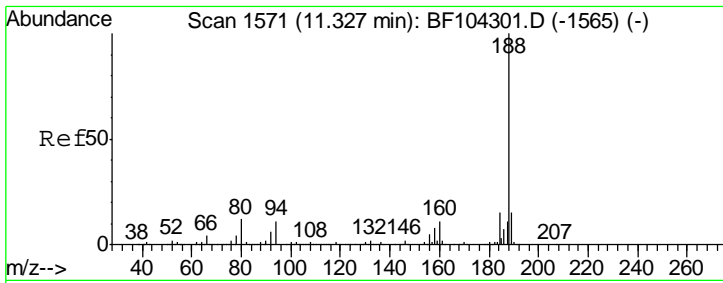
Tgt Ion	Resp	Lower	Upper
138	100		
92	49.7	30.2	70.2
108	70.1	52.5	92.5



#62  
 Azobenzene  
 Concen: 36.086 ng  
 RT: 10.53 min Scan# 1436  
 Delta R.T. -0.01 min  
 Lab File: BF105044.D  
 Acq: 2 May 2018 21:10

Tgt Ion	Resp	Lower	Upper
77	100		
182	26.5	1.7	41.7
105	23.7	3.0	43.0
51	24.7	9.9	49.9

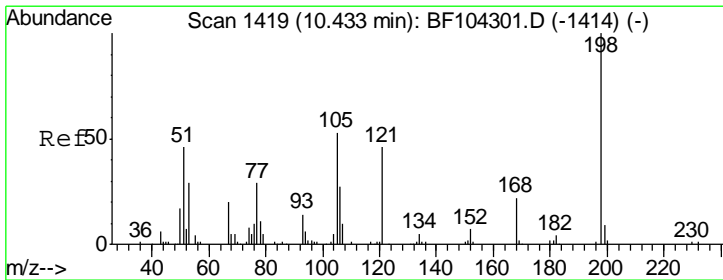
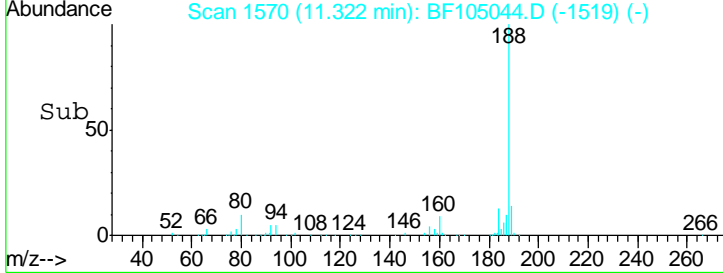
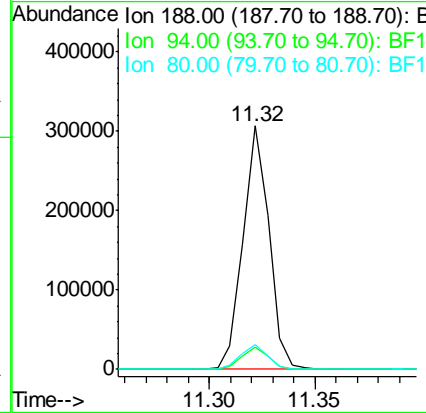
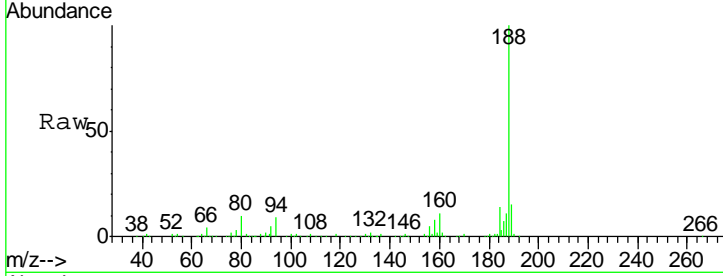




#63  
 Phenanthrene-d10  
 Concen: 20.000 ng  
 RT: 11.32 min Scan# 1570  
 Delta R.T. -0.00 min  
 Lab File: BF105044.D  
 Acq: 2 May 2018 21:10

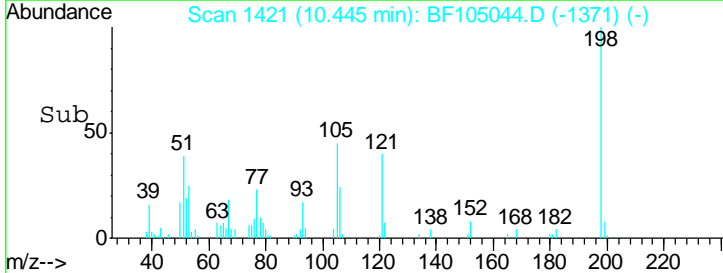
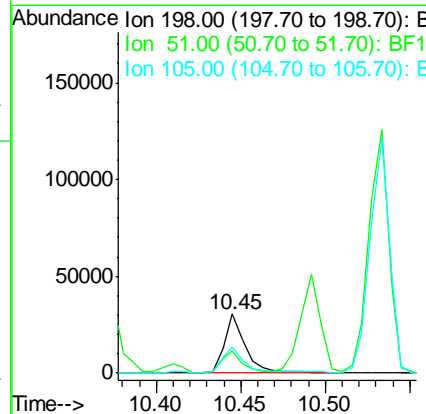
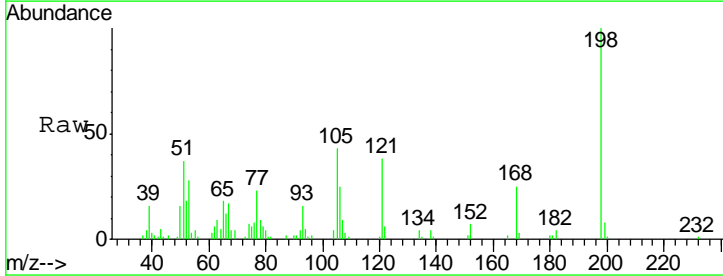
Instrument : BNA\_F  
 ClientSampleId : PB108763BS

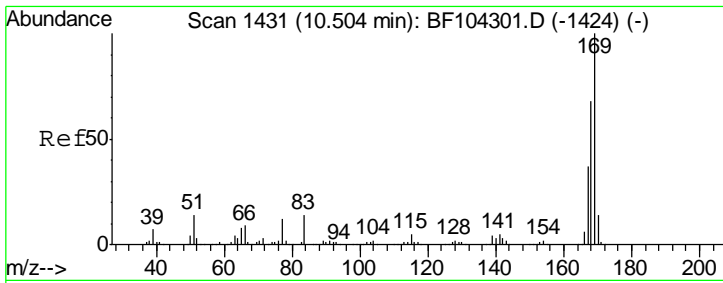
Tgt Ion	Resp	Lower	Upper
188	100		
94	9.3	8.5	12.7
80	10.3	9.2	13.8



#64  
 4,6-Dinitro-2-methylphenol  
 Concen: 25.141 ng  
 RT: 10.45 min Scan# 1421  
 Delta R.T. -0.01 min  
 Lab File: BF105044.D  
 Acq: 2 May 2018 21:10

Tgt Ion	Resp	Lower	Upper
198	100		
51	37.1	37.7	77.7#
105	43.4	36.3	76.3

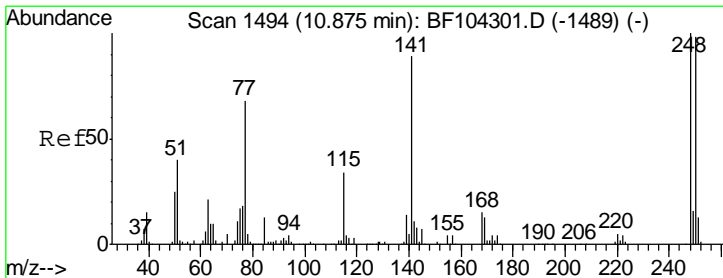
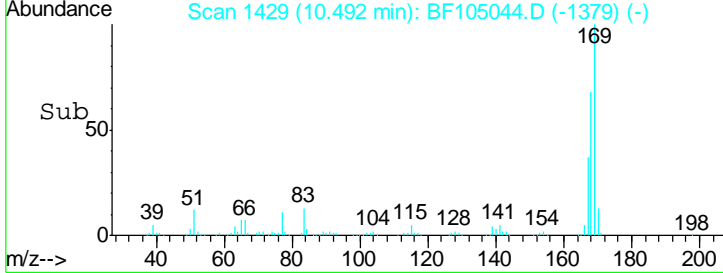
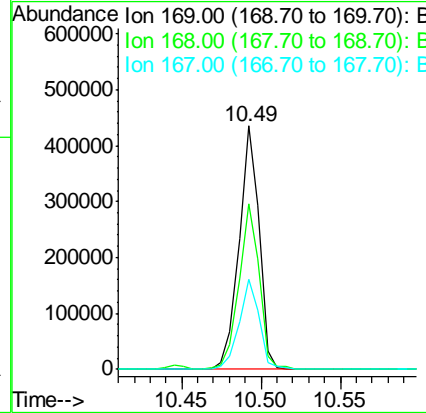
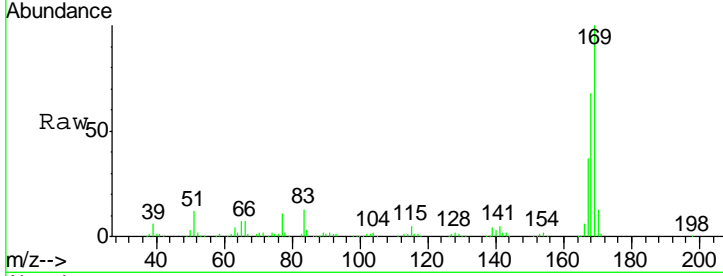




#65  
 n-Nitrosodiphenylamine  
 Concen: 42.412 ng  
 RT: 10.49 min Scan# 1429  
 Delta R.T. -0.01 min  
 Lab File: BF105044.D  
 Acq: 2 May 2018 21:10

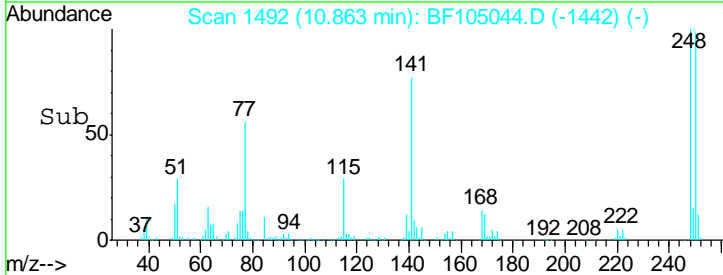
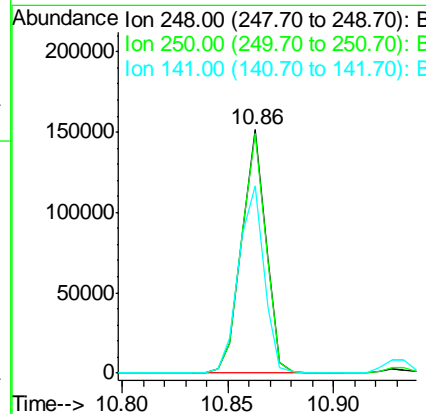
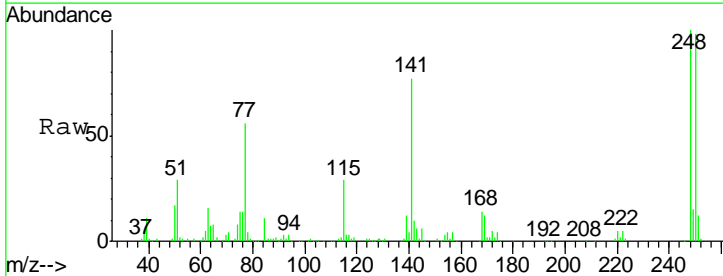
Instrument :  
 BNA\_F  
 ClientSampleId :  
 PB108763BS

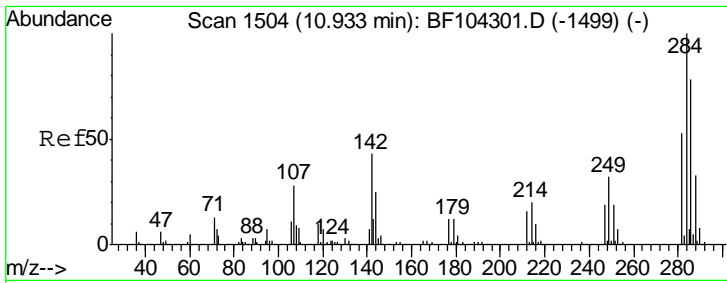
Tgt Ion	Resp	Lower	Upper
169	100		
168	68.1	54.4	81.6
167	37.0	29.8	44.6



#66  
 4-Bromophenyl-phenylether  
 Concen: 43.372 ng  
 RT: 10.86 min Scan# 1492  
 Delta R.T. -0.01 min  
 Lab File: BF105044.D  
 Acq: 2 May 2018 21:10

Tgt Ion	Resp	Lower	Upper
248	100		
250	98.3	76.9	115.3
141	77.1	74.4	111.6

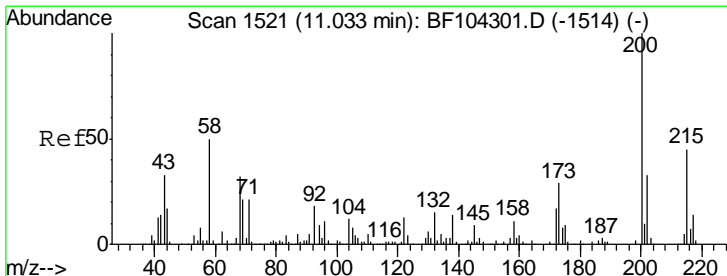
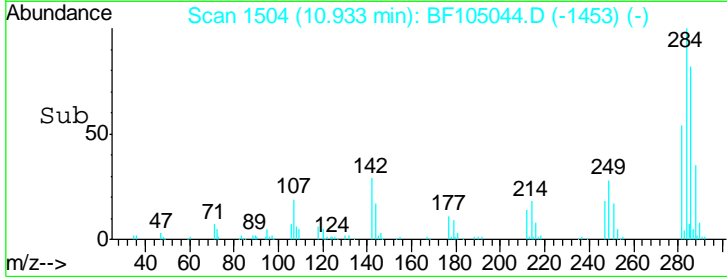
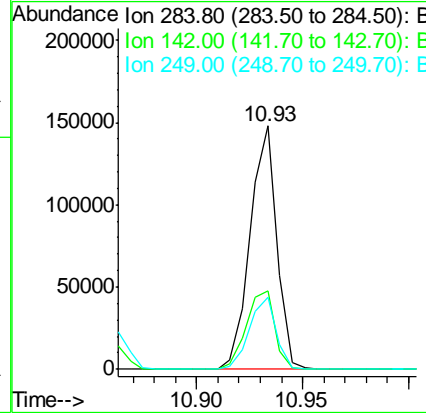
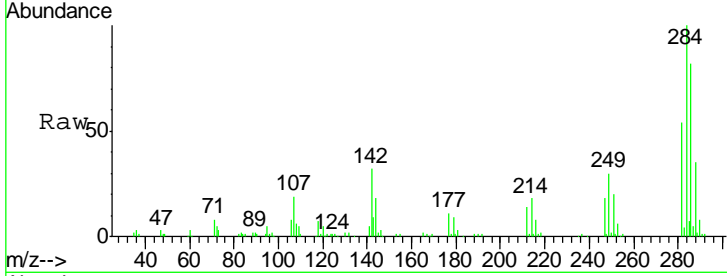




#67  
 Hexachlorobenzene  
 Concen: 41.595 ng  
 RT: 10.93 min Scan# 1504  
 Delta R.T. -0.00 min  
 Lab File: BF105044.D  
 Acq: 2 May 2018 21:10

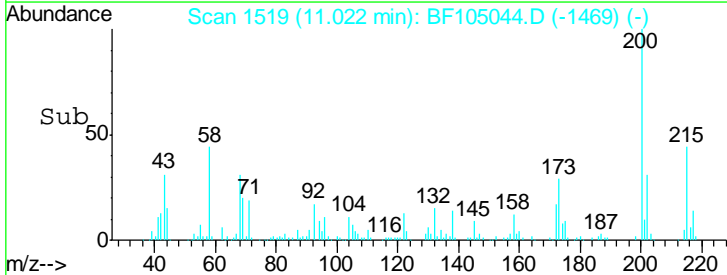
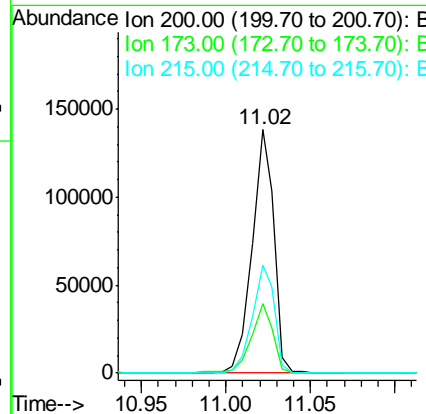
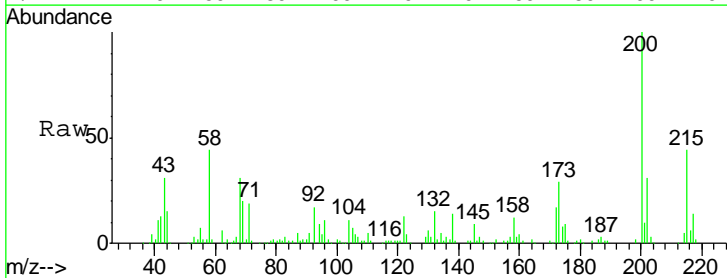
Instrument :  
 BNA\_F  
 ClientSampled :  
 PB108763BS

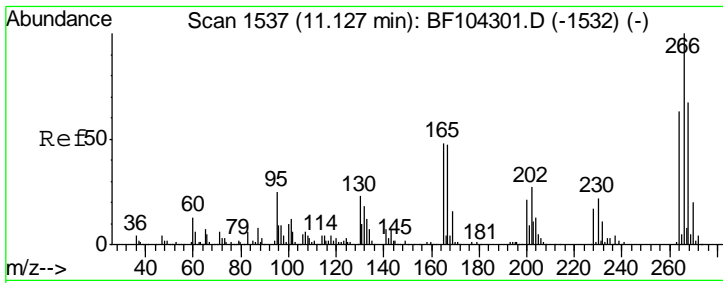
Tgt Ion	Resp	Lower	Upper
284	100		
142	32.2	34.6	52.0#
249	29.6	24.8	37.2



#68  
 Atrazine  
 Concen: 45.899 ng  
 RT: 11.02 min Scan# 1519  
 Delta R.T. -0.01 min  
 Lab File: BF105044.D  
 Acq: 2 May 2018 21:10

Tgt Ion	Resp	Lower	Upper
200	100		
173	28.6	8.6	48.6
215	44.2	25.1	65.1

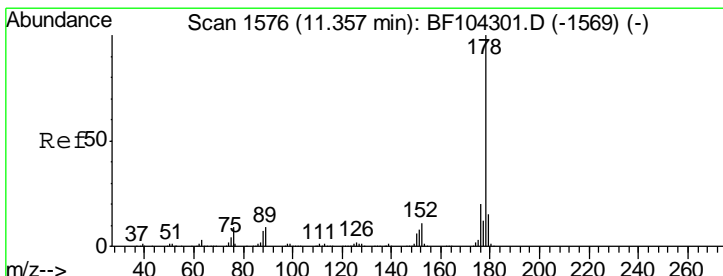
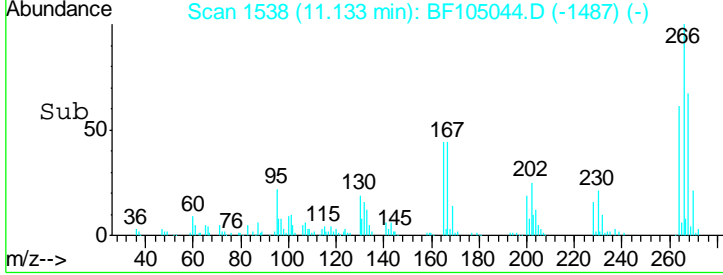
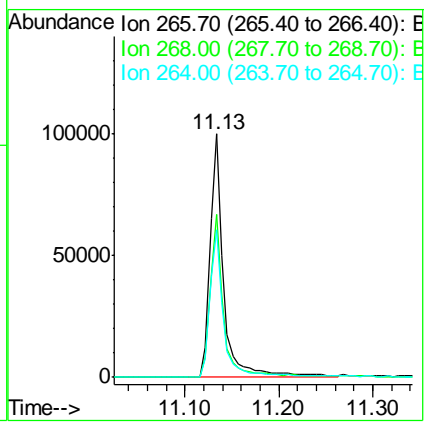
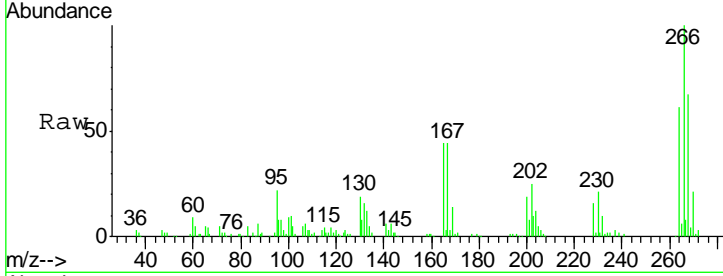




#69  
 Pentachlorophenol  
 Concen: 53.751 ng  
 RT: 11.13 min Scan# 1538  
 Delta R.T. -0.00 min  
 Lab File: BF105044.D  
 Acq: 2 May 2018 21:10

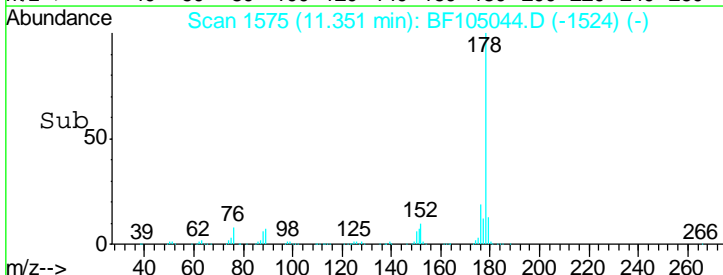
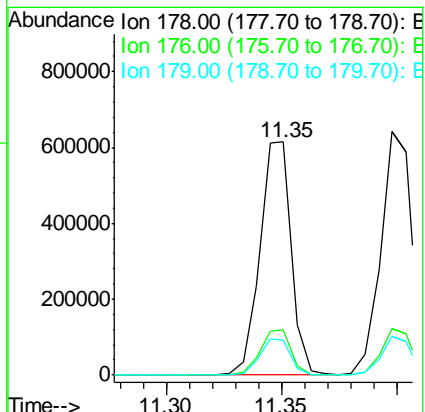
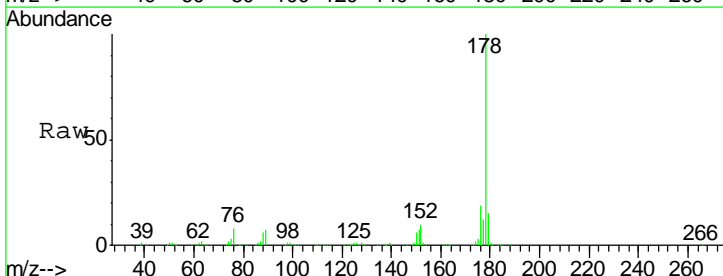
Instrument :  
 BNA\_F  
 ClientSampled :  
 PB108763BS

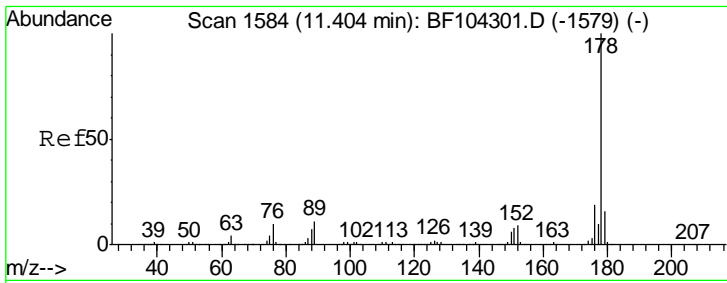
Tgt Ion	Resp	Lower	Upper
266	100		
268	67.0	51.1	76.7
264	60.6	49.5	74.3



#70  
 Phenanthrene  
 Concen: 40.162 ng  
 RT: 11.35 min Scan# 1575  
 Delta R.T. -0.00 min  
 Lab File: BF105044.D  
 Acq: 2 May 2018 21:10

Tgt Ion	Resp	Lower	Upper
178	100		
176	19.3	15.8	23.8
179	14.9	13.0	19.6

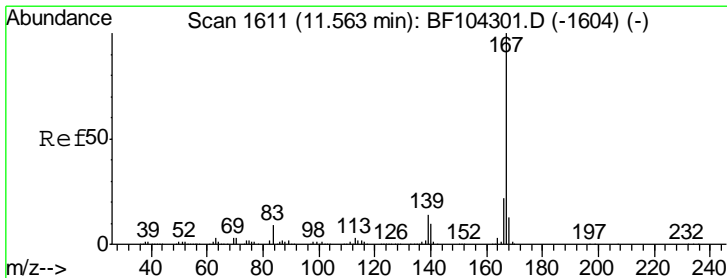
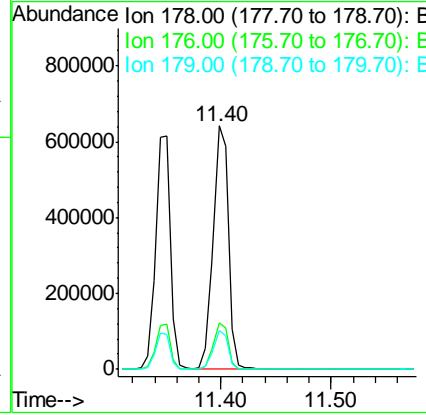
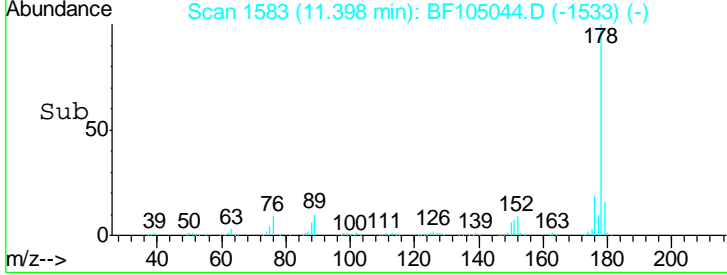
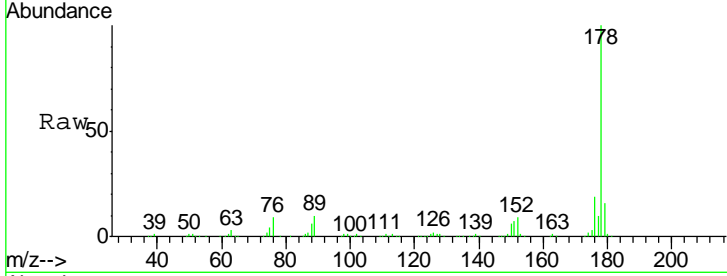




#71  
 Anthracene  
 Concen: 40.836 ng  
 RT: 11.40 min Scan# 1583  
 Delta R.T. -0.01 min  
 Lab File: BF105044.D  
 Acq: 2 May 2018 21:10

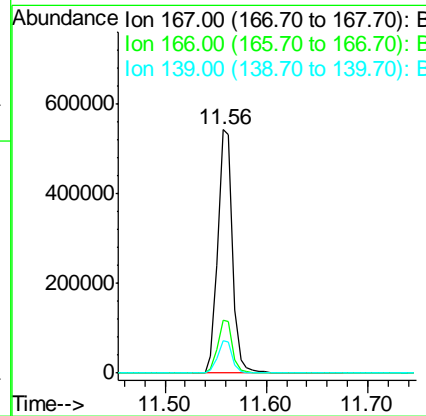
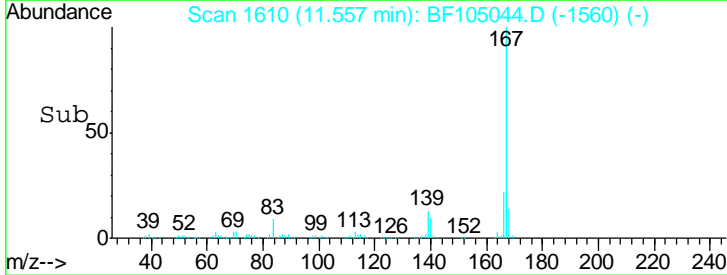
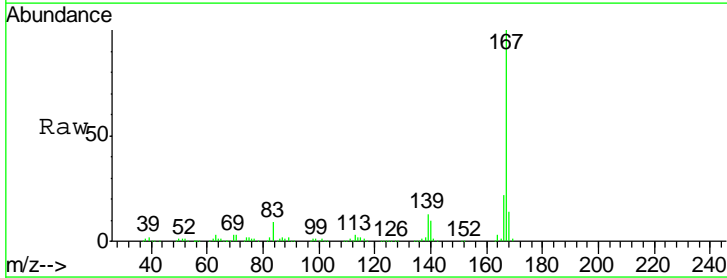
Instrument :  
 BNA\_F  
 ClientSampled :  
 PB108763BS

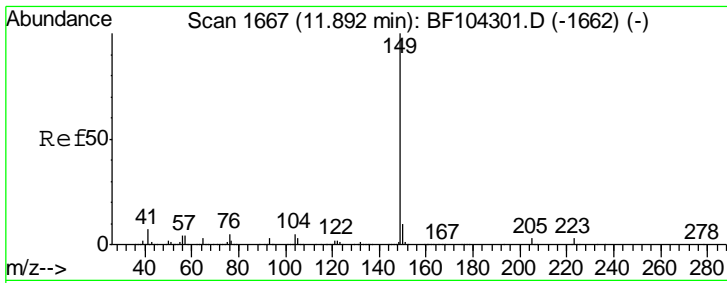
Tgt Ion	Resp	Lower	Upper
178	100		
176	18.9	15.4	23.2
179	15.8	12.6	19.0



#72  
 Carbazole  
 Concen: 38.400 ng  
 RT: 11.56 min Scan# 1610  
 Delta R.T. -0.01 min  
 Lab File: BF105044.D  
 Acq: 2 May 2018 21:10

Tgt Ion	Resp	Lower	Upper
167	100		
166	21.6	17.6	26.4
139	13.5	10.9	16.3

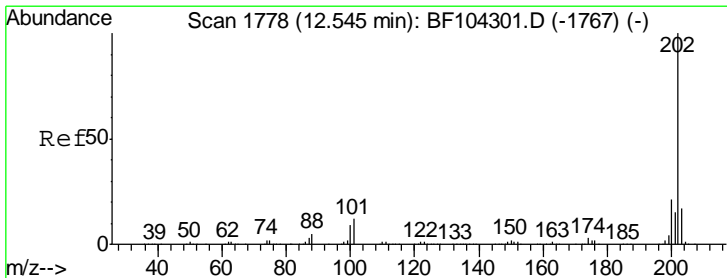
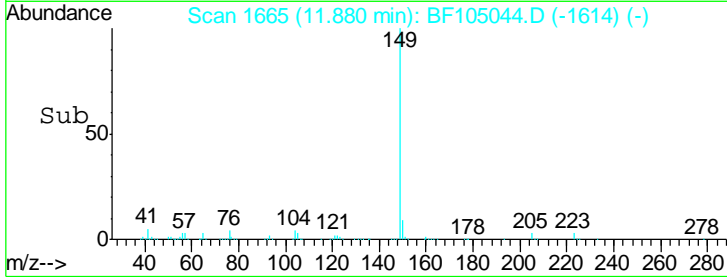
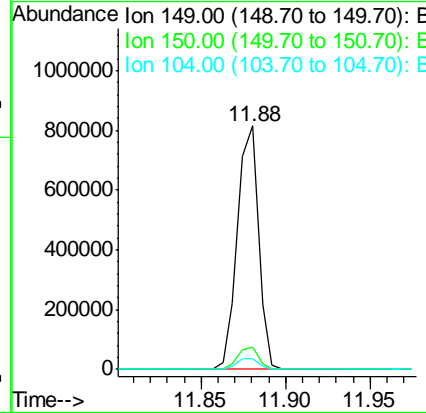
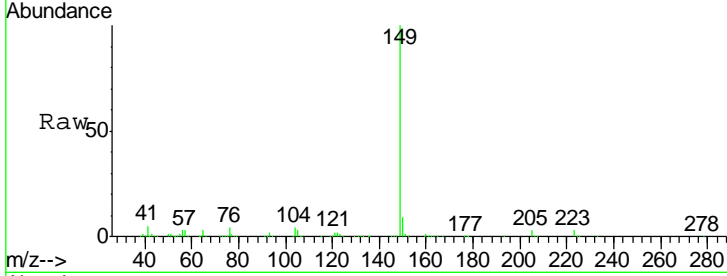




#73  
 Di-n-butylphthalate  
 Concen: 40.349 ng  
 RT: 11.88 min Scan# 1665  
 Delta R.T. -0.00 min  
 Lab File: BF105044.D  
 Acq: 2 May 2018 21:10

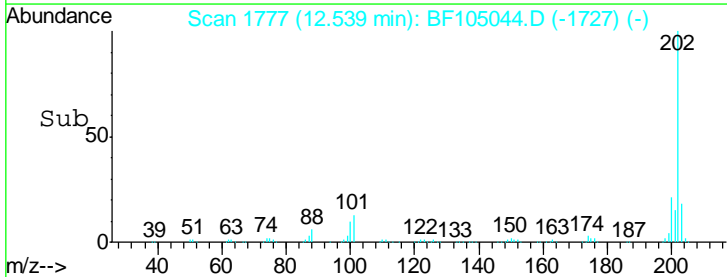
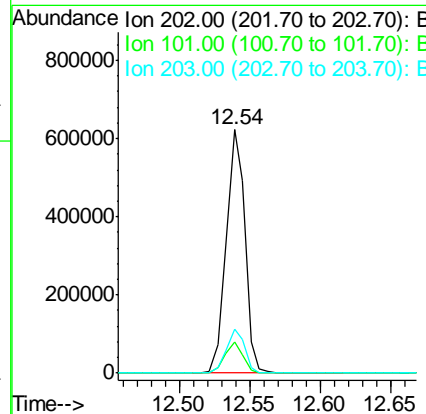
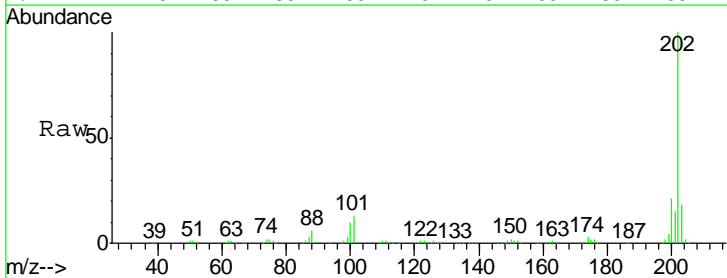
Instrument :  
 BNA\_F  
 ClientSampled :  
 PB108763BS

Tgt Ion	Resp	Lower	Upper
149	100		
150	8.9	7.8	11.6
104	4.4	3.8	5.8

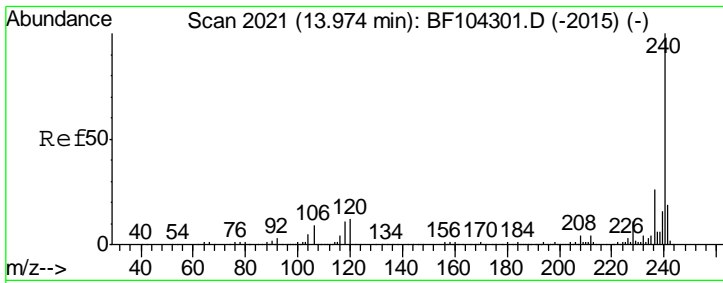


#74  
 Fluoranthene  
 Concen: 37.963 ng  
 RT: 12.54 min Scan# 1777  
 Delta R.T. -0.01 min  
 Lab File: BF105044.D  
 Acq: 2 May 2018 21:10

Tgt Ion	Resp	Lower	Upper
202	100		
101	12.5	0.0	34.1
203	18.0	0.0	38.1



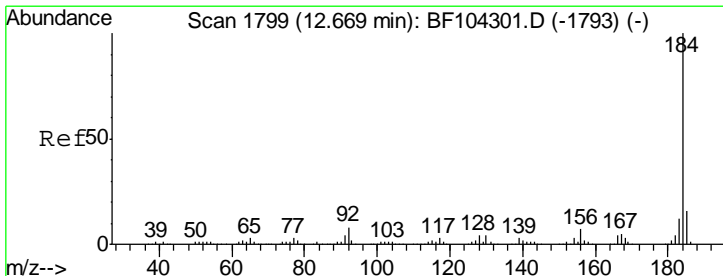
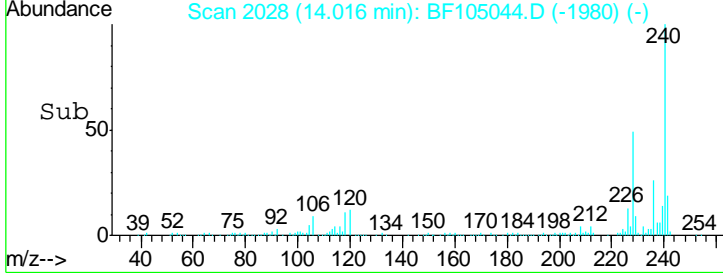
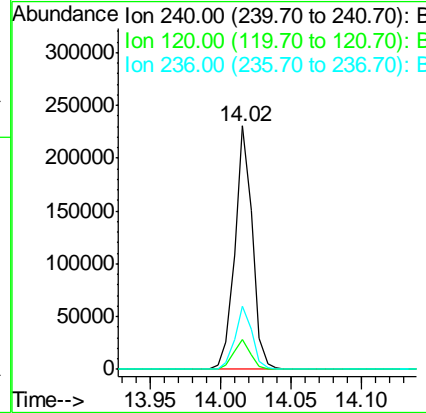
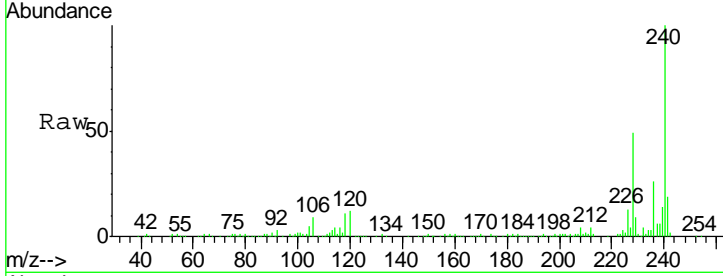




#75  
 Chrysene-d12  
 Concen: 20.000 ng  
 RT: 14.02 min Scan# 2028  
 Delta R.T. -0.02 min  
 Lab File: BF105044.D  
 Acq: 2 May 2018 21:10

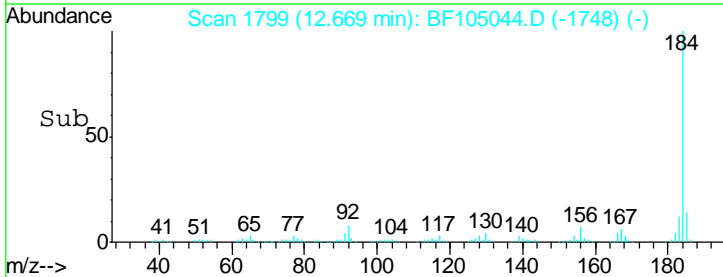
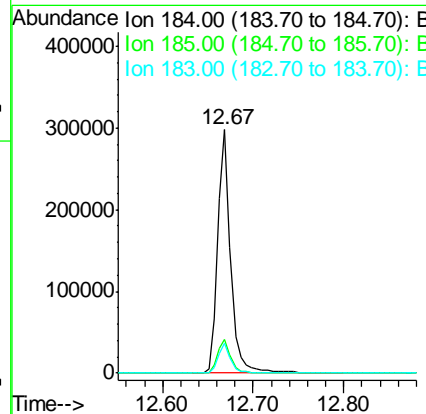
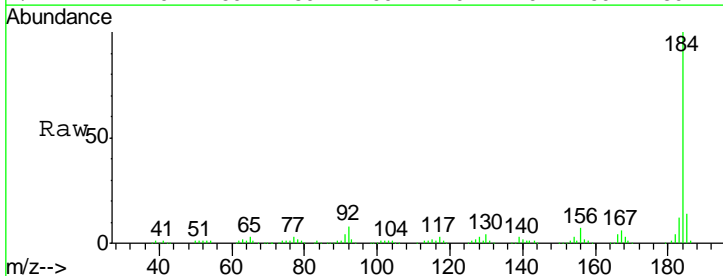
Instrument :  
 BNA\_F  
 ClientSampleId :  
 PB108763BS

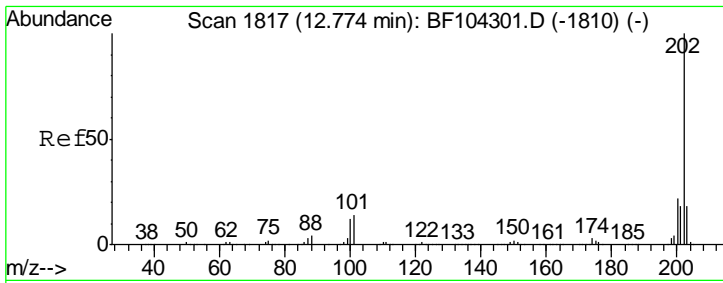
Tgt Ion	Resp	Lower	Upper
240	197604		
120	12.3	9.5	14.3
236	25.7	20.7	31.1



#76  
 Benzidine  
 Concen: 46.782 ng  
 RT: 12.67 min Scan# 1799  
 Delta R.T. -0.00 min  
 Lab File: BF105044.D  
 Acq: 2 May 2018 21:10

Tgt Ion	Resp	Lower	Upper
184	299109		
185	14.1	12.6	18.8
183	12.2	9.3	13.9

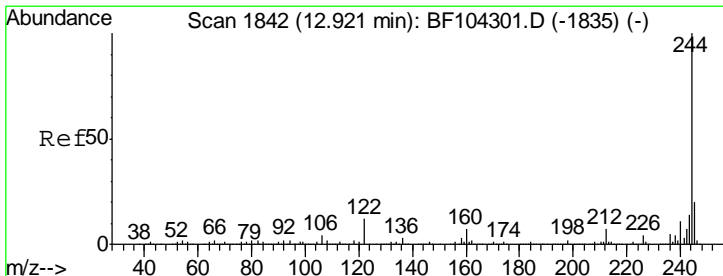
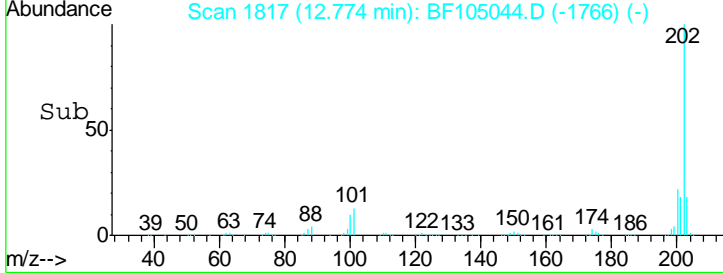
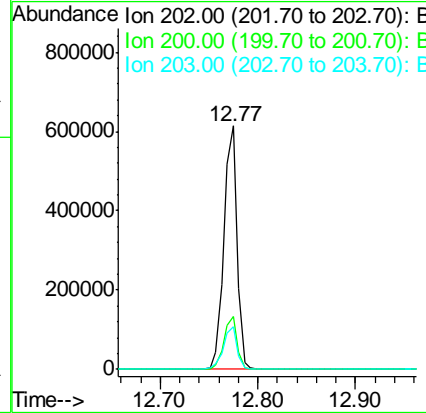
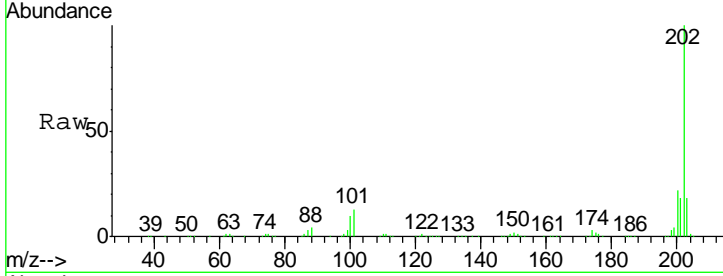




#77  
 Pyrene  
 Concen: 39.345 ng  
 RT: 12.77 min Scan# 1817  
 Delta R.T. -0.00 min  
 Lab File: BF105044.D  
 Acq: 2 May 2018 21:10

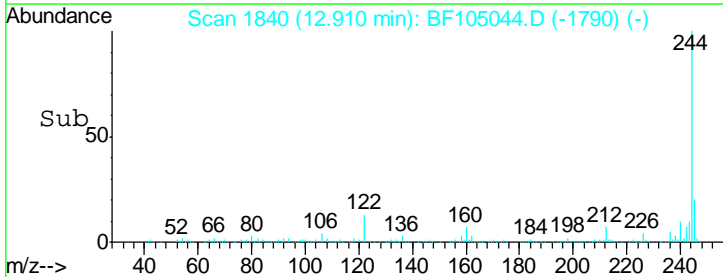
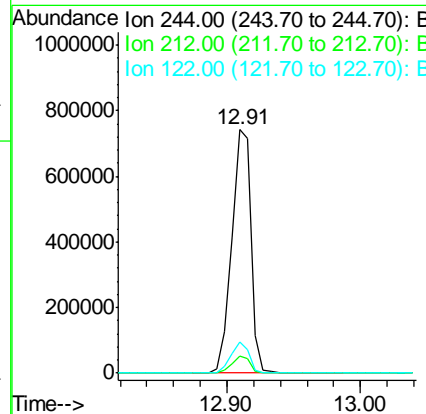
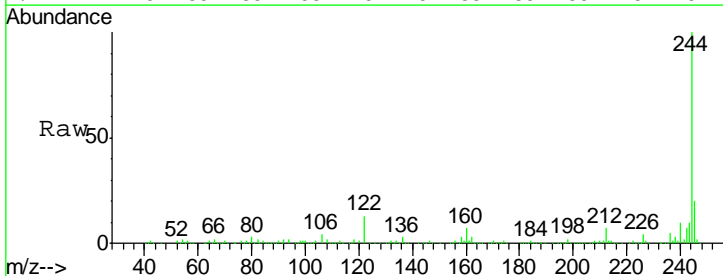
Instrument :  
 BNA\_F  
 ClientSampled :  
 PB108763BS

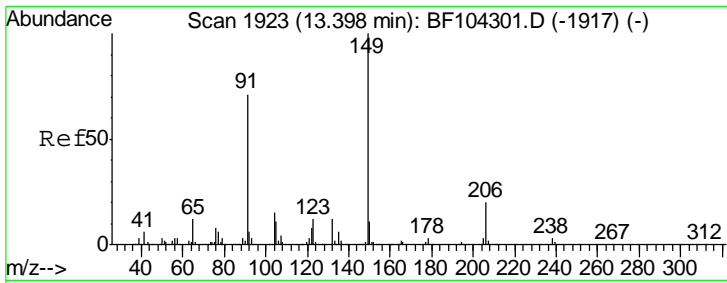
Tgt Ion	Resp	Lower	Upper
202	100		
200	21.5	17.4	26.2
203	17.5	14.3	21.5



#78  
 Terphenyl-d14  
 Concen: 87.608 ng  
 RT: 12.91 min Scan# 1840  
 Delta R.T. -0.01 min  
 Lab File: BF105044.D  
 Acq: 2 May 2018 21:10

Tgt Ion	Resp	Lower	Upper
244	100		
212	7.0	5.4	8.0
122	13.0	11.0	16.4

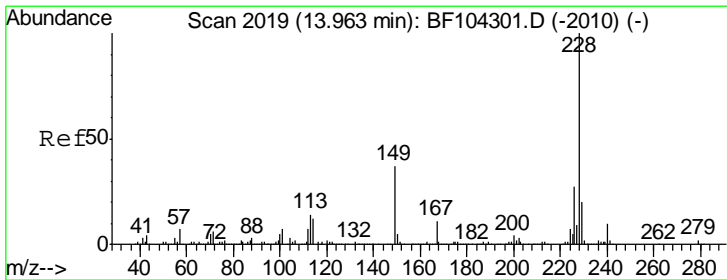
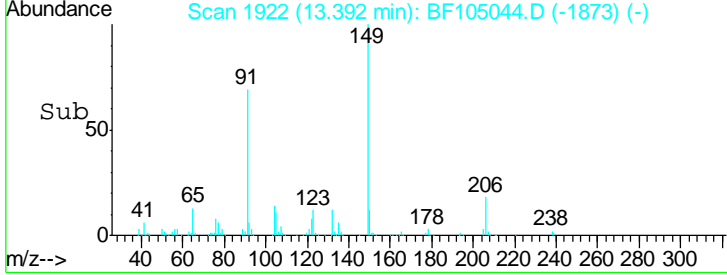
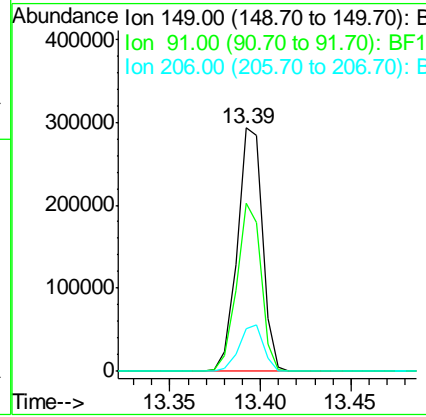
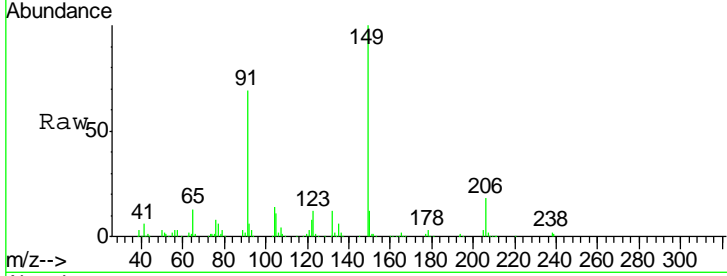




#79  
 Butylbenzylphthalate  
 Concen: 40.978 ng  
 RT: 13.39 min Scan# 1922  
 Delta R.T. -0.01 min  
 Lab File: BF105044.D  
 Acq: 2 May 2018 21:10

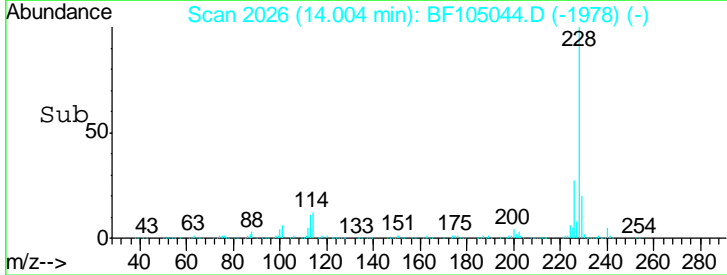
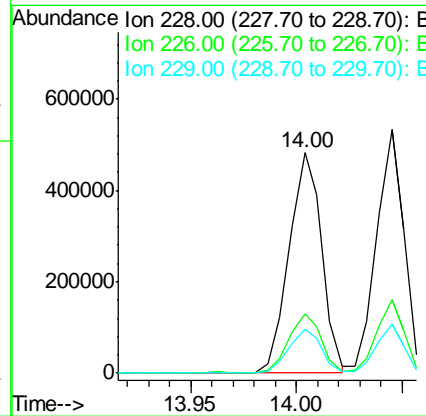
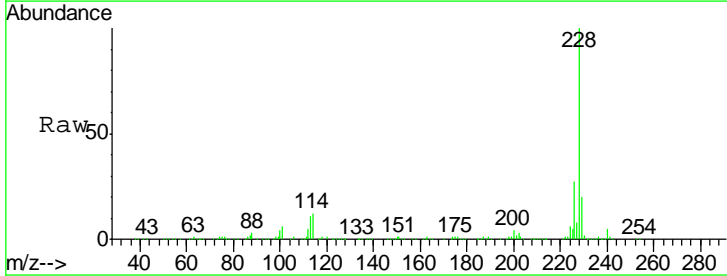
Instrument :  
 BNA\_F  
 ClientSampleId :  
 PB108763BS

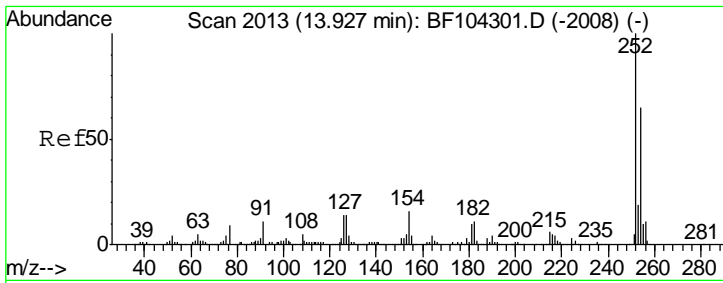
Tgt Ion	Resp	Lower	Upper
149	282768		
91	69.1	56.8	85.2
206	17.7	14.1	21.1



#80  
 Benzo(a)anthracene  
 Concen: 44.022 ng  
 RT: 14.00 min Scan# 2026  
 Delta R.T. -0.02 min  
 Lab File: BF105044.D  
 Acq: 2 May 2018 21:10

Tgt Ion	Resp	Lower	Upper
228	519685		
226	27.1	22.6	33.8
229	19.8	15.8	23.6

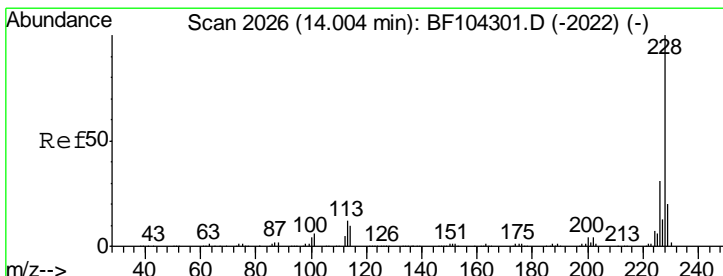
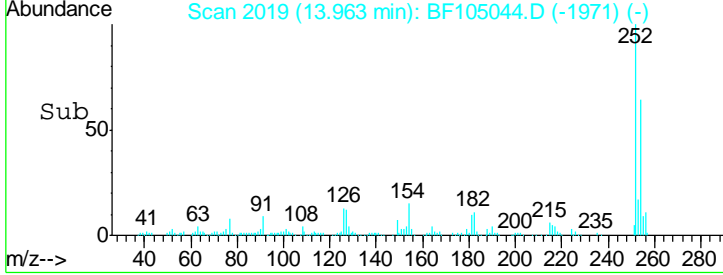
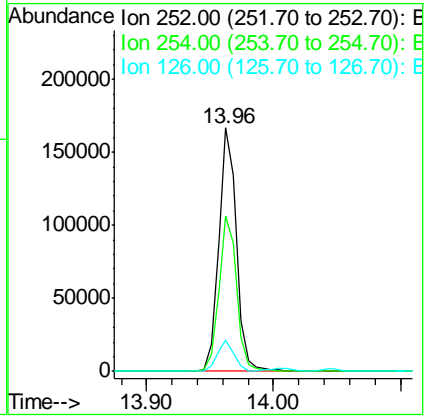
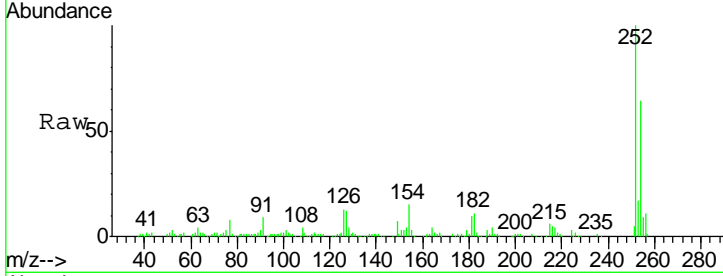




#81  
 3,3'-Dichlorobenzidine  
 Concen: 37.324 ng  
 RT: 13.96 min Scan# 2019  
 Delta R.T. -0.02 min  
 Lab File: BF105044.D  
 Acq: 2 May 2018 21:10

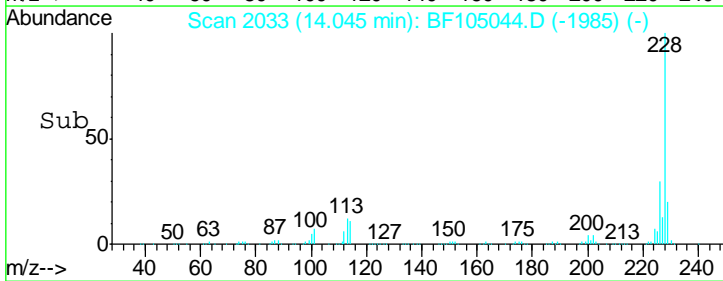
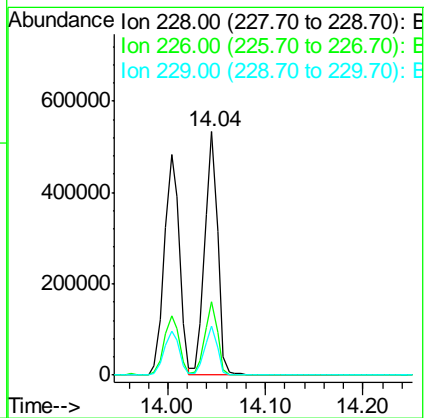
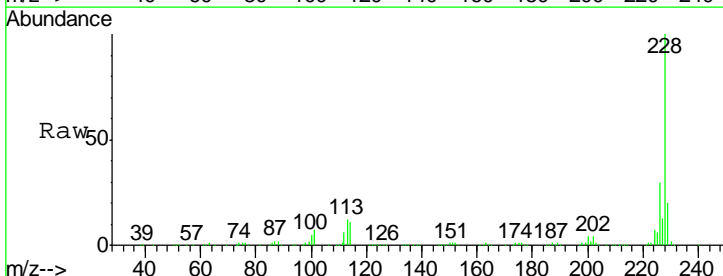
Instrument :  
 BNA\_F  
 ClientSampled :  
 PB108763BS

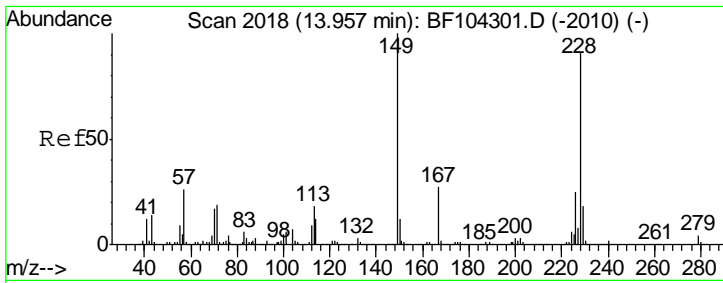
Tgt Ion	Resp	Lower	Upper
252	164284		
254	63.6	50.4	75.6
126	13.0	11.3	16.9



#82  
 Chrysene  
 Concen: 40.754 ng  
 RT: 14.04 min Scan# 2033  
 Delta R.T. -0.02 min  
 Lab File: BF105044.D  
 Acq: 2 May 2018 21:10

Tgt Ion	Resp	Lower	Upper
228	494170		
226	30.2	25.0	37.6
229	19.9	16.2	24.4

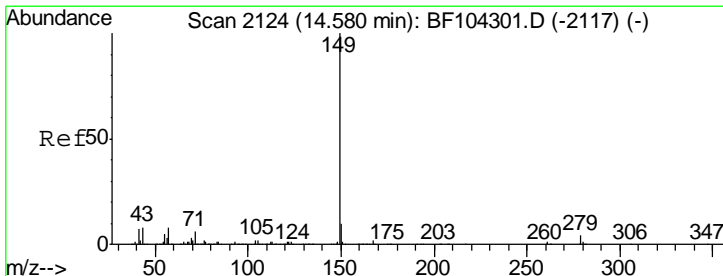
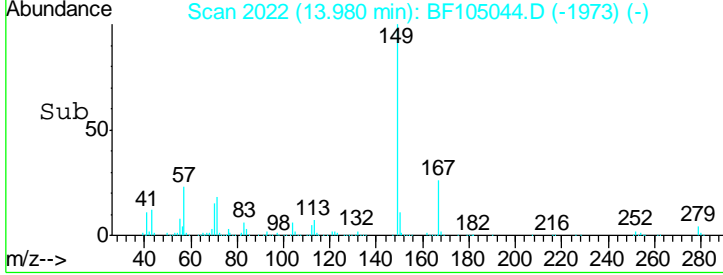
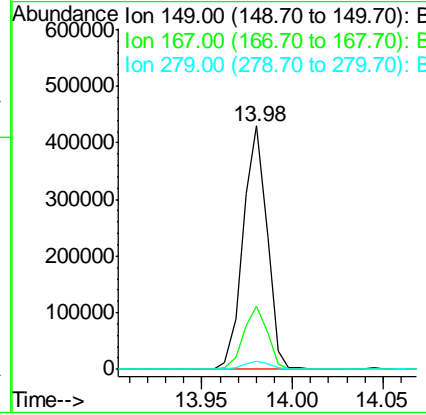
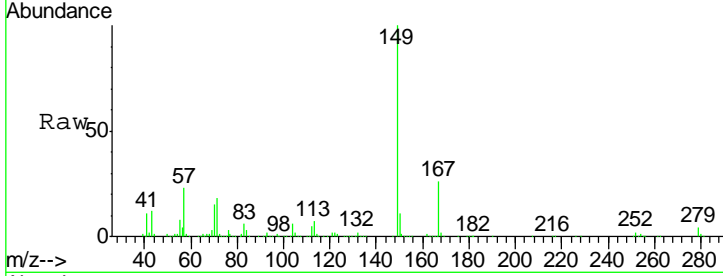




#83  
 Bis(2-ethylhexyl)phthalate  
 Concen: 44.467 ng  
 RT: 13.98 min Scan# 2022  
 Delta R.T. -0.01 min  
 Lab File: BF105044.D  
 Acq: 2 May 2018 21:10

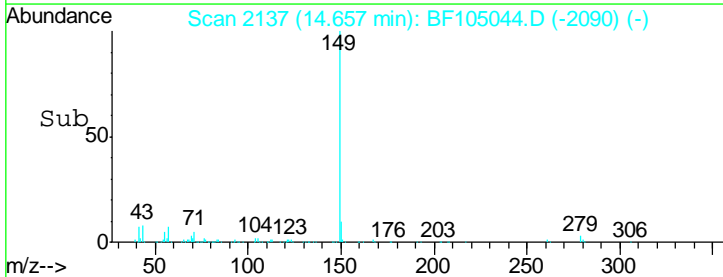
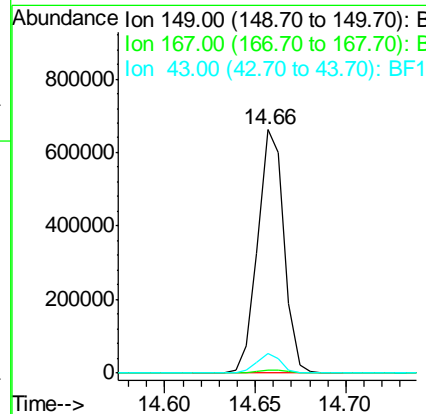
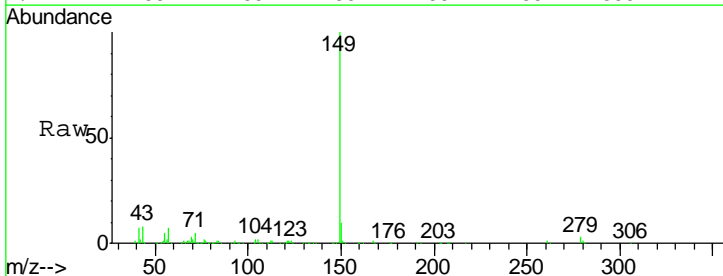
Instrument :  
 BNA\_F  
 ClientSampleID :  
 PB108763BS

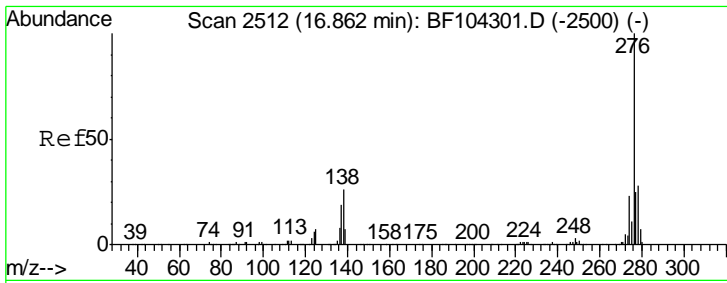
Tgt Ion	Resp	Lower	Upper
149	394679		
167	26.2	21.3	31.9
279	3.6	3.0	4.4



#84  
 Di-n-octyl phthalate  
 Concen: 44.851 ng  
 RT: 14.66 min Scan# 2137  
 Delta R.T. -0.02 min  
 Lab File: BF105044.D  
 Acq: 2 May 2018 21:10

Tgt Ion	Resp	Lower	Upper
149	665163		
167	1.6	1.2	1.8
43	7.4	8.4	12.6#

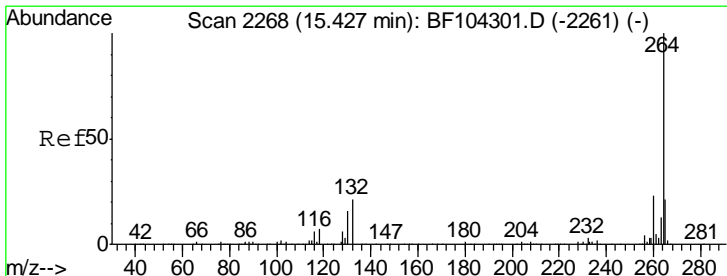
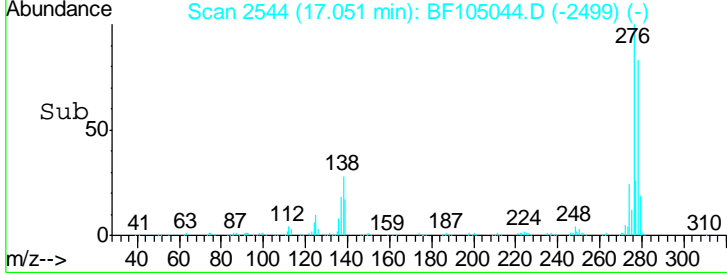
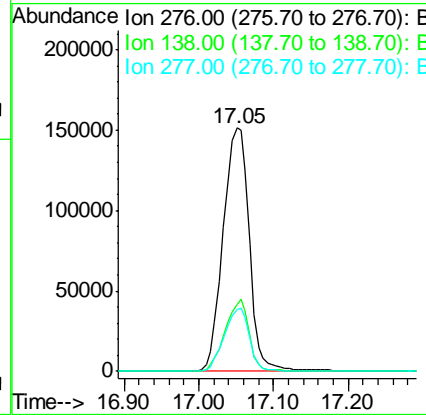
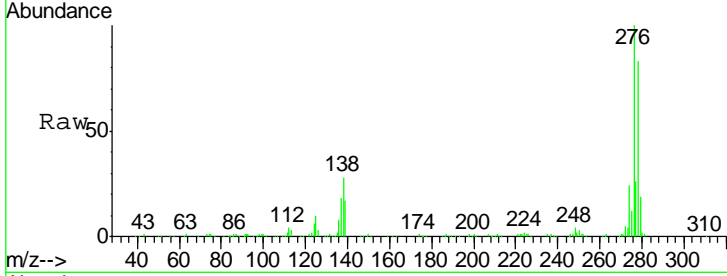




#85  
 Indeno(1,2,3-cd)pyrene  
 Concen: 35.972 ng  
 RT: 17.05 min Scan# 2544  
 Delta R.T. -0.04 min  
 Lab File: BF105044.D  
 Acq: 2 May 2018 21:10

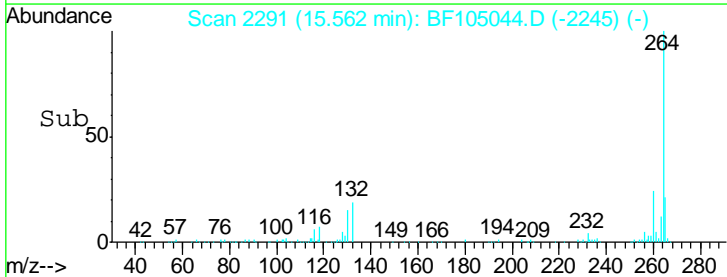
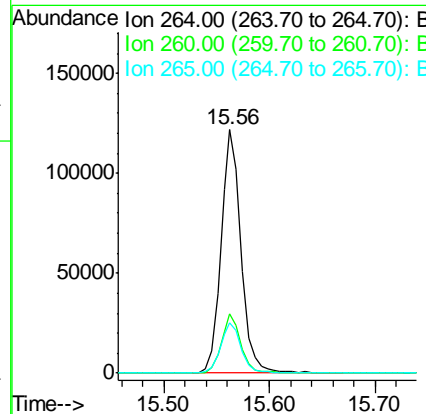
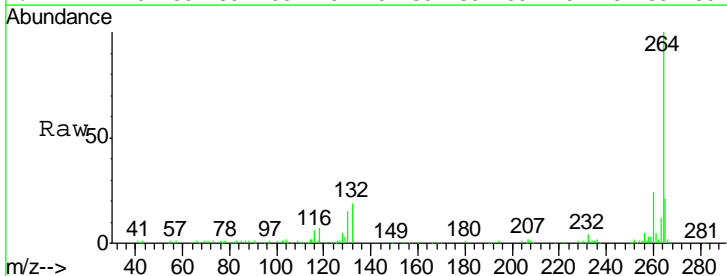
Instrument :  
 BNA\_F  
 ClientSampleId :  
 PB108763BS

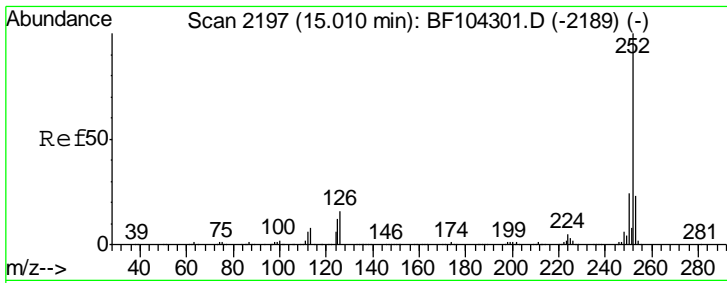
Tgt Ion	Resp	Lower	Upper
276	370528		
138	27.3	25.0	37.6
277	25.2	20.1	30.1



#86  
 Perylene-d12  
 Concen: 20.000 ng  
 RT: 15.56 min Scan# 2291  
 Delta R.T. -0.03 min  
 Lab File: BF105044.D  
 Acq: 2 May 2018 21:10

Tgt Ion	Resp	Lower	Upper
264	161062		
260	24.2	19.2	28.8
265	20.7	17.5	26.3



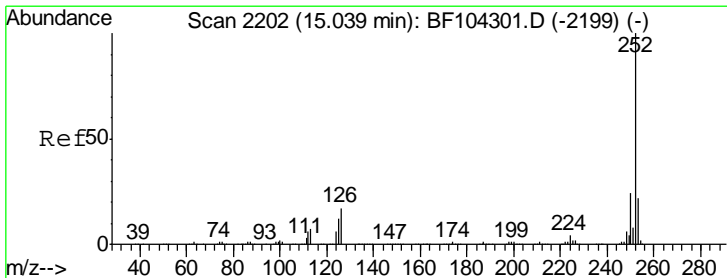
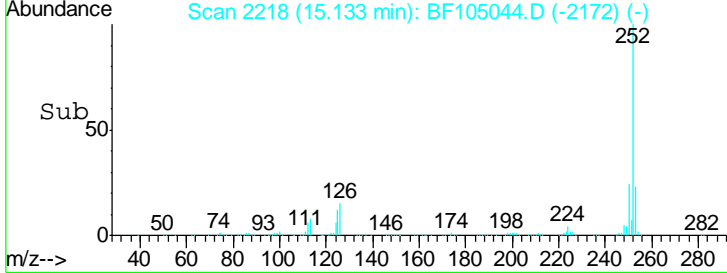
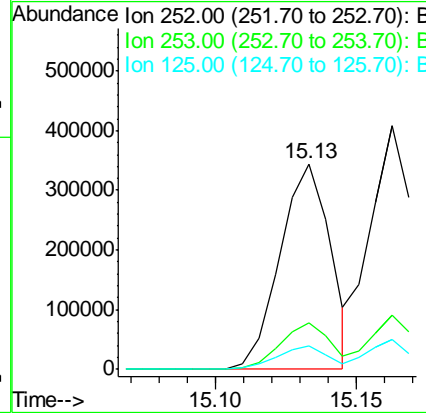
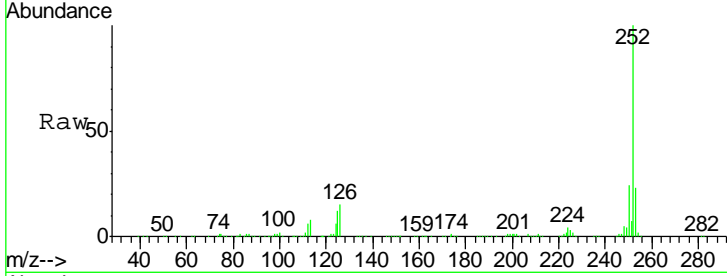


#87  
 Benzo(b)fluoranthene  
 Concen: 42.006 ng  
 RT: 15.13 min Scan# 2218  
 Delta R.T. -0.03 min  
 Lab File: BF105044.D  
 Acq: 2 May 2018 21:10

Instrument :  
 BNA\_F  
 ClientSampleId :  
 PB108763BS

Tgt Ion: 252 Resp: 427298

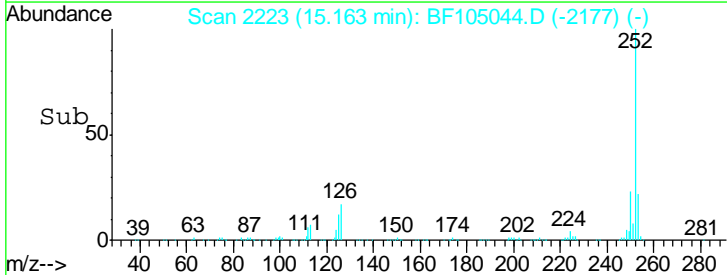
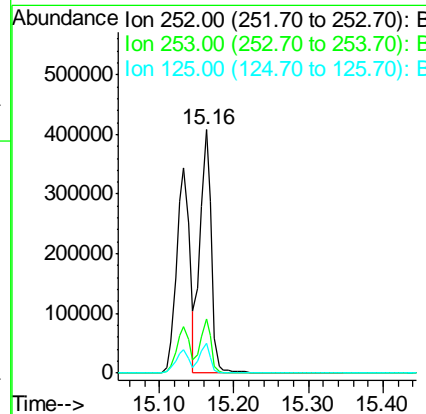
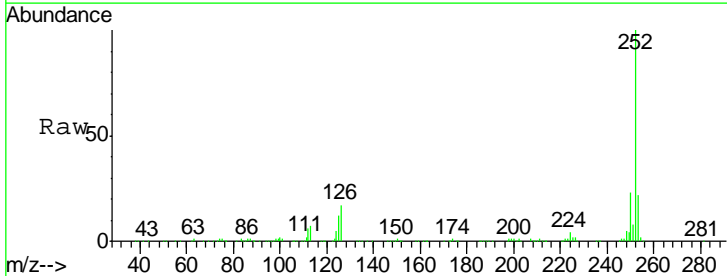
Ion	Ratio	Lower	Upper
252	100		
253	22.5	17.0	25.6
125	11.5	9.0	13.6

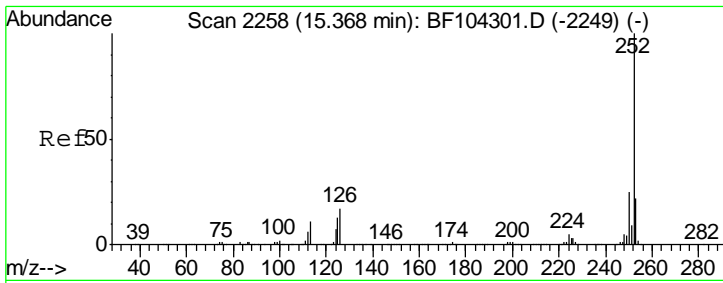


#88  
 Benzo(k)fluoranthene  
 Concen: 44.977 ng  
 RT: 15.16 min Scan# 2223  
 Delta R.T. -0.03 min  
 Lab File: BF105044.D  
 Acq: 2 May 2018 21:10

Tgt Ion: 252 Resp: 431939

Ion	Ratio	Lower	Upper
252	100		
253	22.1	17.9	26.9
125	12.4	10.2	15.2

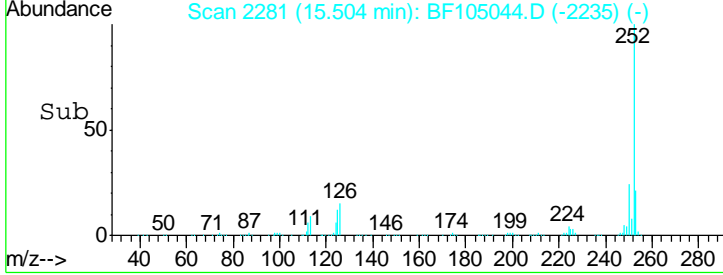
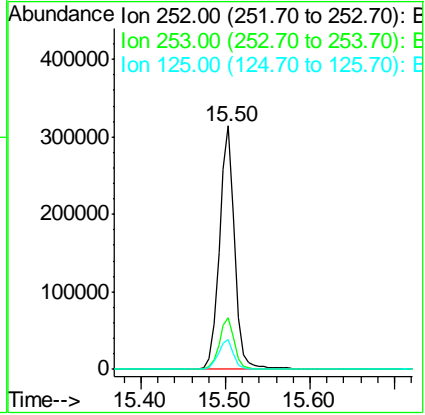
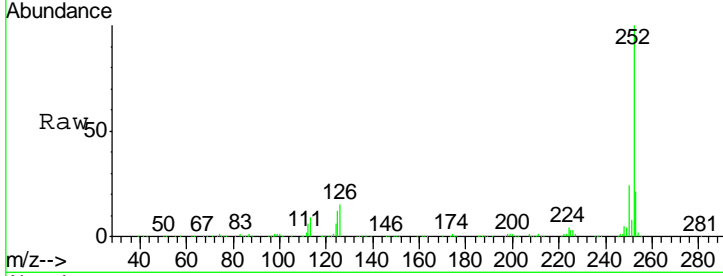




#89  
 Benzo(a)pyrene  
 Concen: 43.371 ng  
 RT: 15.50 min Scan# 2281  
 Delta R.T. -0.03 min  
 Lab File: BF105044.D  
 Acq: 2 May 2018 21:10

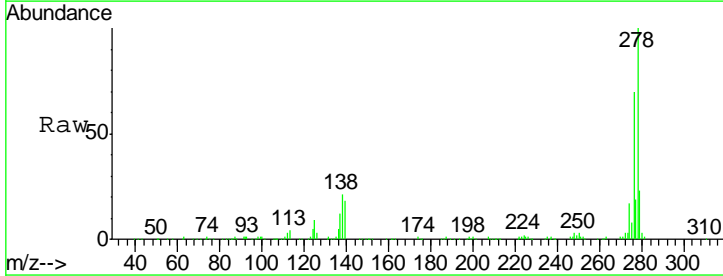
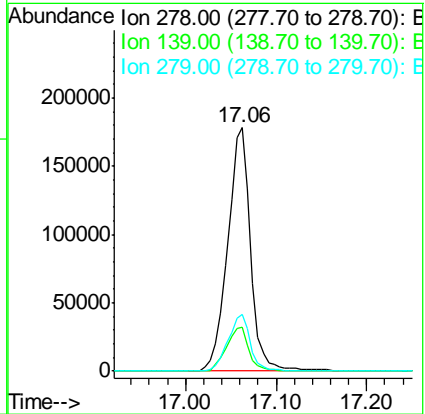
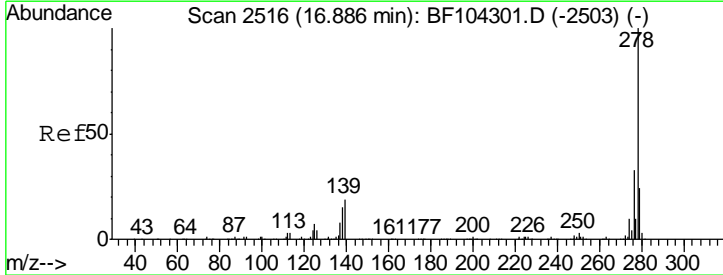
Instrument :  
 BNA\_F  
 ClientSampled :  
 PB108763BS

Tgt Ion	Resp	Lower	Upper
252	394756		
253	21.2	17.1	25.7
125	12.3	9.8	14.6

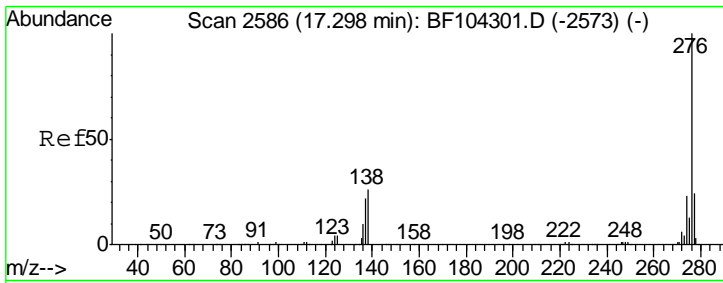


#90  
 Dibenzo(a,h)anthracene  
 Concen: 42.003 ng  
 RT: 17.06 min Scan# 2546  
 Delta R.T. -0.04 min  
 Lab File: BF105044.D  
 Acq: 2 May 2018 21:10

Tgt Ion	Resp	Lower	Upper
278	313984		
139	18.0	15.9	23.9
279	23.2	19.0	28.4







#91  
 Benzo(g,h,i)perylene  
 Concen: 41.691 ng  
 RT: 17.50 min Scan# 2620  
 Delta R.T. -0.04 min  
 Lab File: BF105044.D  
 Acq: 2 May 2018 21:10

Instrument :  
 BNA\_F  
 ClientSampleId :  
 PB108763BS

Tgt Ion	Resp	Lower	Upper
276	301942		
277	22.6	17.9	26.9
138	22.3	21.8	32.8

