LSC Area Percent Report

Data Path : Z:\HPCHEM1\BNA F\DATA\BF052016\
Data File : BF087268.D
Acq On : 21 May 2016 13:00
Operator : UM/SJ
Sample : H3144-13
Misc :
ALS Vial : 39 Sample Multiplier: 1

Instrument :
BNA_F
ClientSampleId :
10-AB-AC(0-2)

Integration Parameters: rteint.p
Integrator: RTE
Smoothing : ON Filtering: 5
Sampling : 1 Min Area: 3 % of largest Peak
Start Thrs: 0.2 Max Peaks: 100
Stop Thrs : 0 Peak Location: TOP

If leading or trailing edge < 100 prefer < Baseline drop else tangent >
Peak separation: 5

Method : Z:\HPCHEM1\BNA_F\METHODS\8270-BF051716.M
Title : ASP BNA STANDARDS FOR 5 POINT CALIBRATION

Signal : TIC

peak #	R.T. min	first scan	max scan	last scan	PK TY	peak height	corr. area	corr. % max.	% of total
1	1.701	8	10	44	rVB	2244324	4245837	100.00%	11.082%
2	4.684	269	271	284	rBV	193225	441431	10.40%	1.152%
3	5.141	308	311	331	rBV	2966634	3663923	86.29%	9.563%
4	6.227	403	406	408	rBV	3657174	3768234	88.75%	9.835%
5	6.330	413	415	417	rBV	3693079	3769575	88.78%	9.839%
6	6.559	432	435	441	rVB	650217	801096	18.87%	2.091%
7	6.707	446	448	451	rBV	2712227	2514277	59.22%	6.562%
8	7.130	483	485	498	rBV	2212925	2350695	55.36%	6.135%
9	7.839	545	547	550	rBV	1000869	1106196	26.05%	2.887%
10	8.925	639	642	644	rBV	4113295	4140843	97.53%	10.808%
11	9.325	675	677	681	rBV	445312	400639	9.44%	1.046%
12	9.530	693	695	698	rBV	120865	131084	3.09%	0.342%
13	9.588	698	700	702	rBV	1424674	1222303	28.79%	3.190%
14	9.759	712	715	717	rBV2	24853	52326	1.23%	0.137%
15	10.033	736	739	740	rBV	218541	192288	4.53%	0.502%
16	10.250	755	758	761	rBV	69213	114788	2.70%	0.300%
17	10.376	767	769	772	rBV	2298373	2303944	54.26%	6.013%
18	10.502	778	780	784	rBV	225803	241353	5.68%	0.630%
19	10.696	795	797	801	rBV	22846	48908	1.15%	0.128%
20	10.948	817	819	820	rBV	69690	62841	1.48%	0.164%
21	11.062	827	829	832	rBV	1178484	1107926	26.09%	2.892%
22	11.622	876	878	885	rBV	107247	179860	4.24%	0.469%
23	12.479	951	953	955	rVB	50452	44942	1.06%	0.117%
24	12.651	965	968	970	rBV	3112144	3374991	79.49%	8.809%
25	13.576	1045	1049	1057	rBV	123318	378352	8.91%	0.988%
26	13.691	1057	1059	1066	rVB	887520	867611	20.43%	2.264%
27	14.171	1097	1101	1103	rBV	38213	49542	1.17%	0.129%
28	15.040	1175	1177	1183	rBV	499612	671665	15.82%	1.753%
29	15.508	1215	1218	1223	rBV4	18076	66134	1.56%	0.173%

Sum of corrected areas: 38313604

LSC Report - Integrated Chromatogram

Data Path : Z:\HPCHEM1\BNA F\DATA\BF052016\
Data File : BF087268.D
Acq On : 21 May 2016 13:00
Operator : UM/SJ
Sample : H3144-13
Misc :
ALS Vial : 39 Sample Multiplier: 1

Instrument :
BNA_F
ClientSampleId :
10-AB-AC(0-2)

Quant Method : Z:\HPCHEM1\BNA_F\METHODS\8270-BF051716.M
Quant Title : ASP BNA STANDARDS FOR 5 POINT CALIBRATION

TIC Library : C:\DATABASE\NIST02.L
TIC Integration Parameters: LSCINT.P

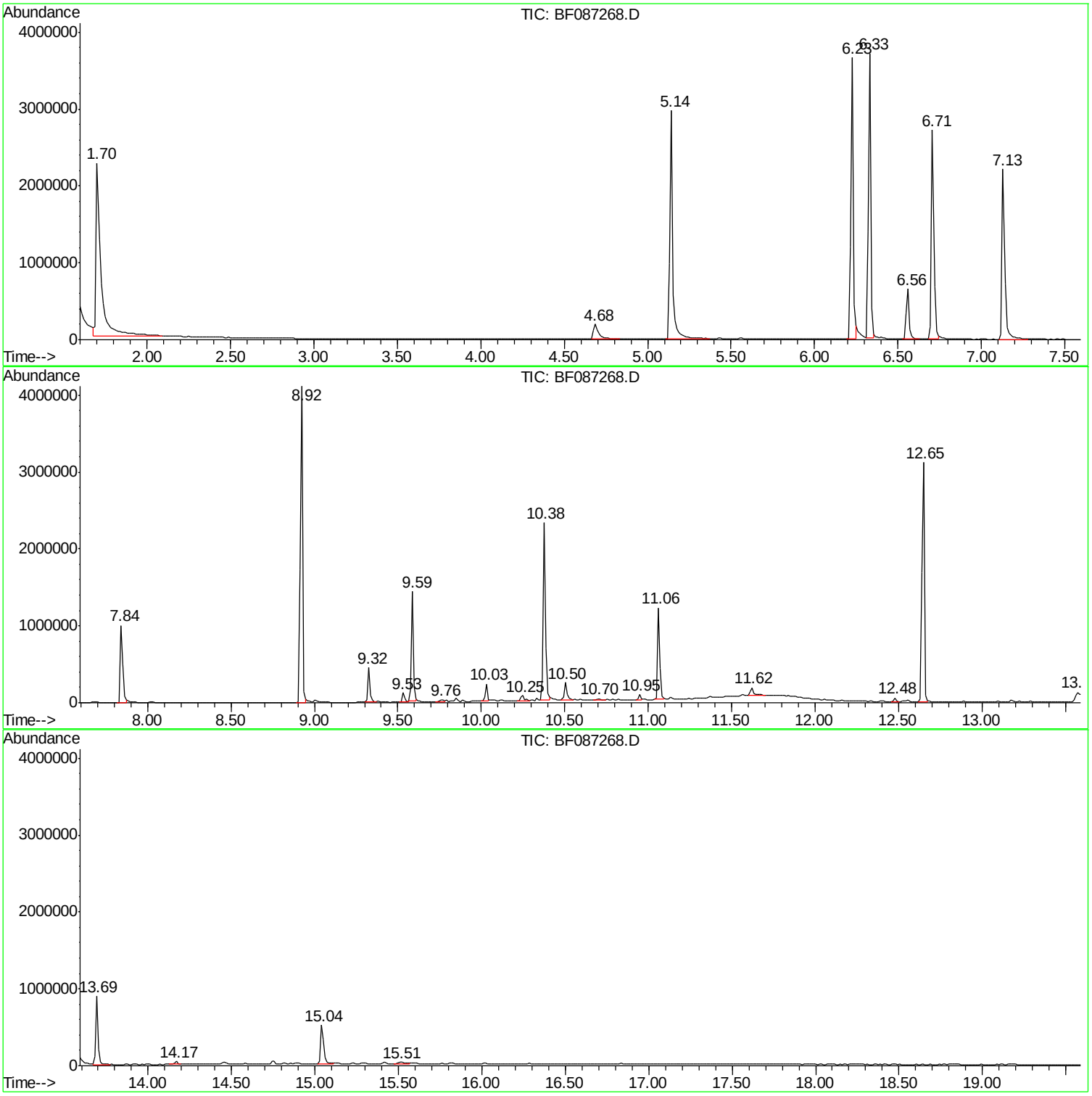

Library Search Compound Report

Data Path : Z:\HPCHEM1\BNA F\DATA\BF052016\
Data File : BF087268.D
Acq On : 21 May 2016 13:00
Operator : UM/SJ
Sample : H3144-13
Misc :
ALS Vial : 39 Sample Multiplier: 1

Instrument :
BNA_F
ClientSampleId :
10-AB-AC(0-2)

Quant Method : Z:\HPCHEM1\BNA_F\METHODS\8270-BF051716.M
Quant Title : ASP BNA STANDARDS FOR 5 POINT CALIBRATION

TIC Library : C:\DATABASE\NIST02.L
TIC Integration Parameters: LSCINT.P

****

Peak Number 2 2-Pentanone, 4-hydroxy-4-me... Concentration Rank 4

R.T.	EstConc	Area	Relative to ISTD	R.T.
4.68	11.02 ng	441431	1,4-Dichlorobenzene-d4	6.56

Hit# of 5	Tentative ID	MW	MolForm	CAS#	Qual
1	2-Pentanone, 4-hydroxy-4-methyl-	116	C6H12O2	000123-42-2	50
2	Acetic acid, 1,1-dimethylethyl e...	116	C6H12O2	000540-88-5	28
3	2,3-Butanedione, monooxime	101	C4H7NO2	000057-71-6	16
4	1-Propen-2-ol, acetate	100	C5H8O2	000108-22-5	10
5	Diacetamide	101	C4H7NO2	000625-77-4	9

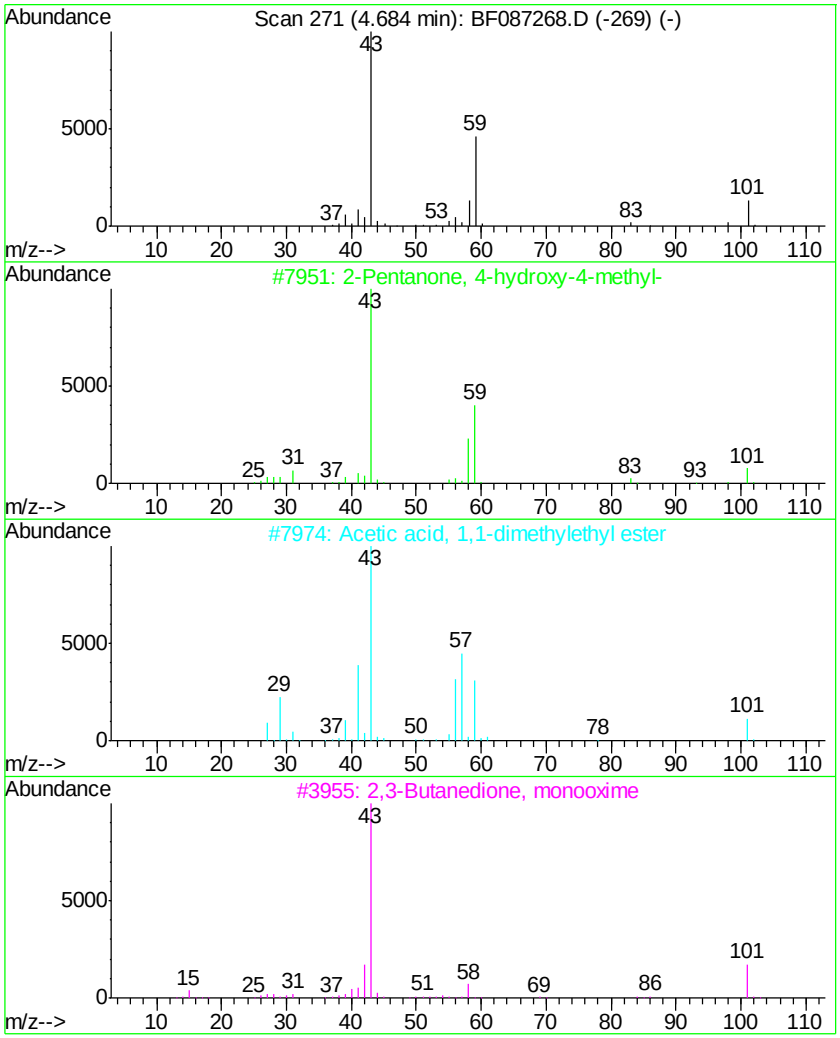

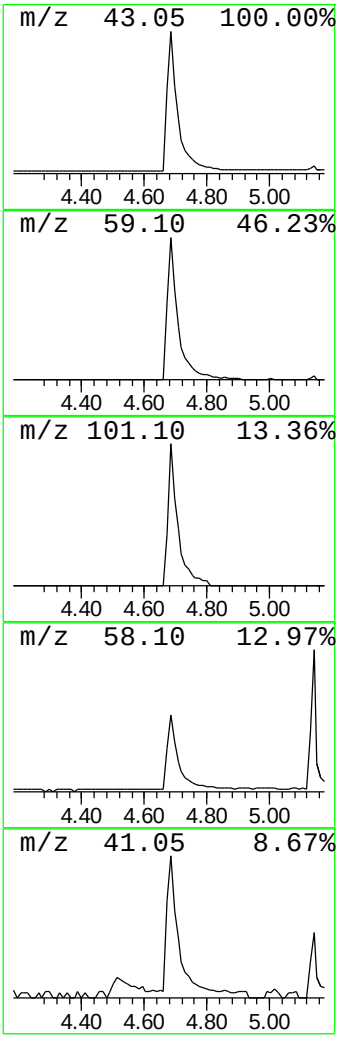

Library Search Compound Report

Data Path : Z:\HPCHEM1\BNA F\DATA\BF052016\
Data File : BF087268.D
Acq On : 21 May 2016 13:00
Operator : UM/SJ
Sample : H3144-13
Misc :
ALS Vial : 39 Sample Multiplier: 1

Instrument :
BNA_F
ClientSampleId :
10-AB-AC(0-2)

Quant Method : Z:\HPCHEM1\BNA_F\METHODS\8270-BF051716.M
Quant Title : ASP BNA STANDARDS FOR 5 POINT CALIBRATION

TIC Library : C:\DATABASE\NIST02.L
TIC Integration Parameters: LSCINT.P

****

Peak Number 3 unknown6.33 Concentration Rank 2

R.T.	EstConc	Area	Relative to ISTD	R.T.
6.33	94.11 ng	3769580	1,4-Dichlorobenzene-d4	6.56

Hit# of 5	Tentative ID	MW	MolForm	CAS#	Qual
1	3-Chloro-6-fluoro-pyrazine	132	C4H2ClFN2	1000146-10-7	27
2	5-Fluoro-2-chloropyrimidine	132	C4H2ClFN2	062802-42-0	16
3	Tranylcypromine-propionyl	189	C12H15NO	1000123-86-3	10
4	(5-METHYL-2-PYRIDYL)ACETONITRILE	132	C8H8N2	1000241-93-9	10
5	Benzene, 1,2,4-trifluoro-	132	C6H3F3	000367-23-7	9

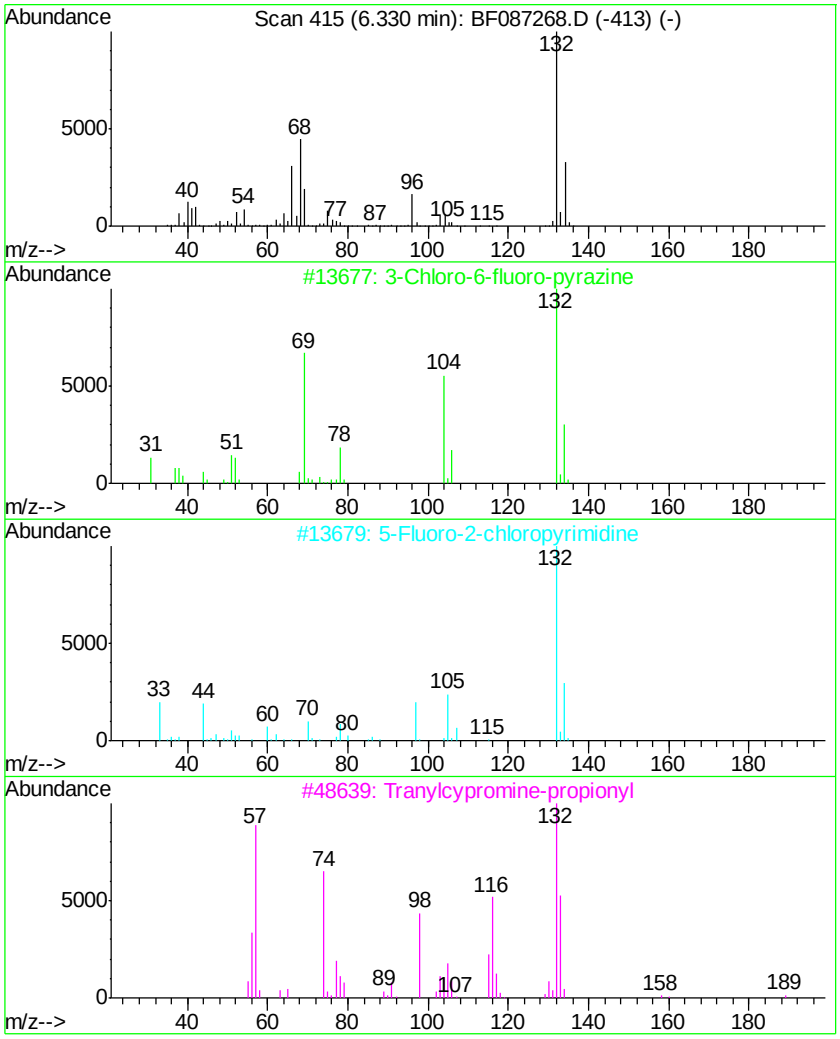

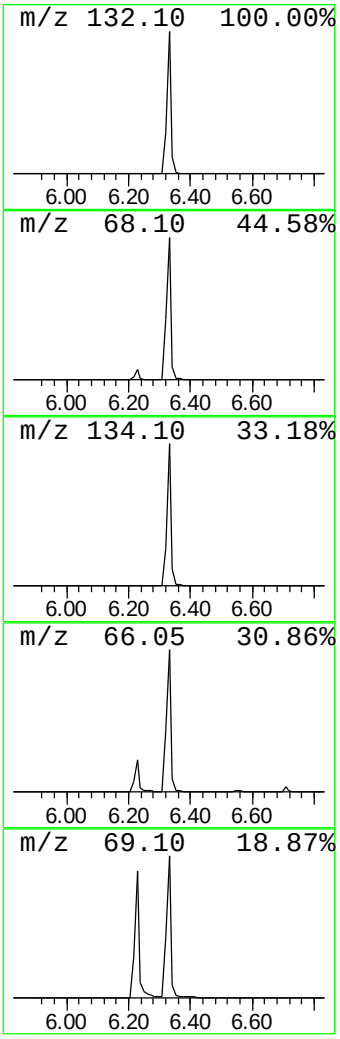

Library Search Compound Report

Data Path : Z:\HPCHEM1\BNA F\DATA\BF052016\
Data File : BF087268.D
Acq On : 21 May 2016 13:00
Operator : UM/SJ
Sample : H3144-13
Misc :
ALS Vial : 39 Sample Multiplier: 1

Instrument :
BNA_F
ClientSampleId :
10-AB-AC(0-2)

Quant Method : Z:\HPCHEM1\BNA_F\METHODS\8270-BF051716.M
Quant Title : ASP BNA STANDARDS FOR 5 POINT CALIBRATION

TIC Library : C:\DATABASE\NIST02.L
TIC Integration Parameters: LSCINT.P

****

Peak Number 5 Hexadecane Concentration Rank 9

R.T.	EstConc	Area	Relative to ISTD	R.T.
9.53	2.14 ng	131084	Acenaphthene-d10	9.59

Hit# of 5	Tentative ID	MW	MolForm	CAS#	Qual
1	Hexadecane	226	C16H34	000544-76-3	90
2	Tetradecane	198	C14H30	000629-59-4	83
3	Tridecane	184	C13H28	000629-50-5	83
4	Nonane, 5-butyl-	184	C13H28	017312-63-9	72
5	Decane, 2,9-dimethyl-	170	C12H26	001002-17-1	72

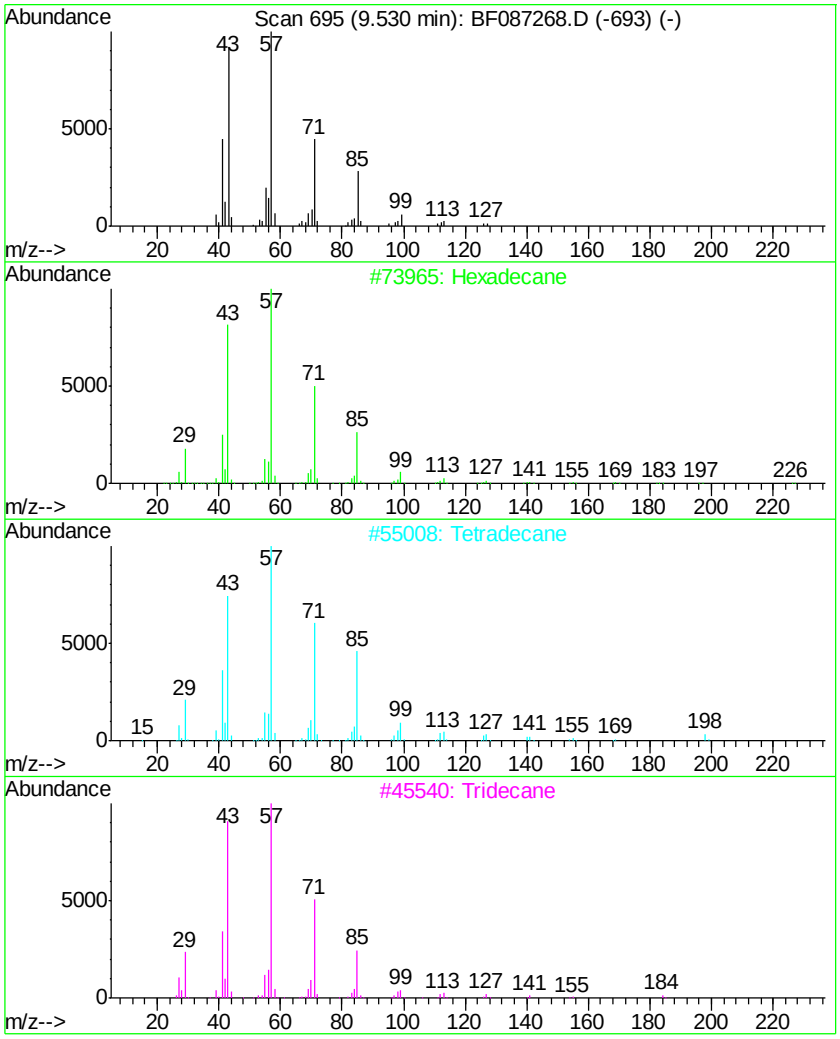

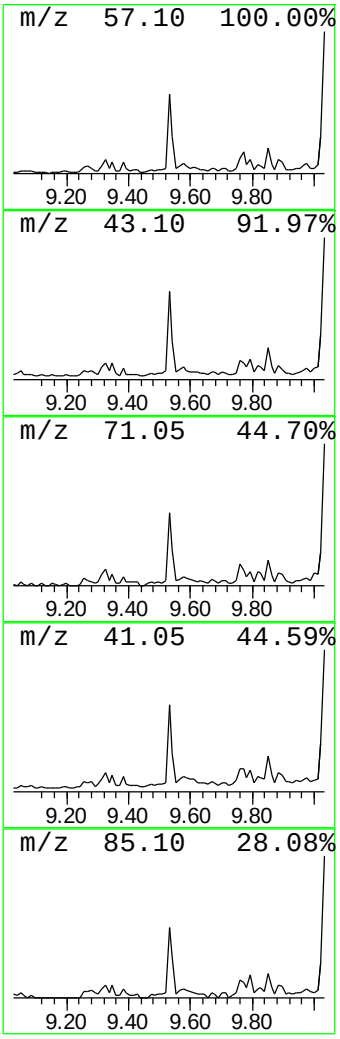

Data Path : Z:\HPCHEM1\BNA F\DATA\BF052016\
Data File : BF087268.D
Acq On : 21 May 2016 13:00
Operator : UM/SJ
Sample : H3144-13
Misc :
ALS Vial : 39 Sample Multiplier: 1

Instrument :
BNA_F
ClientSampleId :
10-AB-AC(0-2)

Quant Method : Z:\HPCHEM1\BNA_F\METHODS\8270-BF051716.M
Quant Title : ASP BNA STANDARDS FOR 5 POINT CALIBRATION

TIC Library : C:\DATABASE\NIST02.L
TIC Integration Parameters: LSCINT.P

****

Peak Number 8 Tridecanoic acid Concentration Rank 7

R.T.	EstConc	Area	Relative to ISTD	R.T.
11.62	3.25 ng	179860	Phenanthrene-d10	11.06

Hit# of 5	Tentative ID	MW	MolForm	CAS#	Qual
1	Tridecanoic acid	214	C13H26O2	000638-53-9	74
2	Tetradecanoic acid	228	C14H28O2	000544-63-8	64
3	n-Hexadecanoic acid	256	C16H32O2	000057-10-3	64
4	Dodecanoic acid	200	C12H24O2	000143-07-7	59
5	Pentadecanoic acid	242	C15H30O2	001002-84-2	58

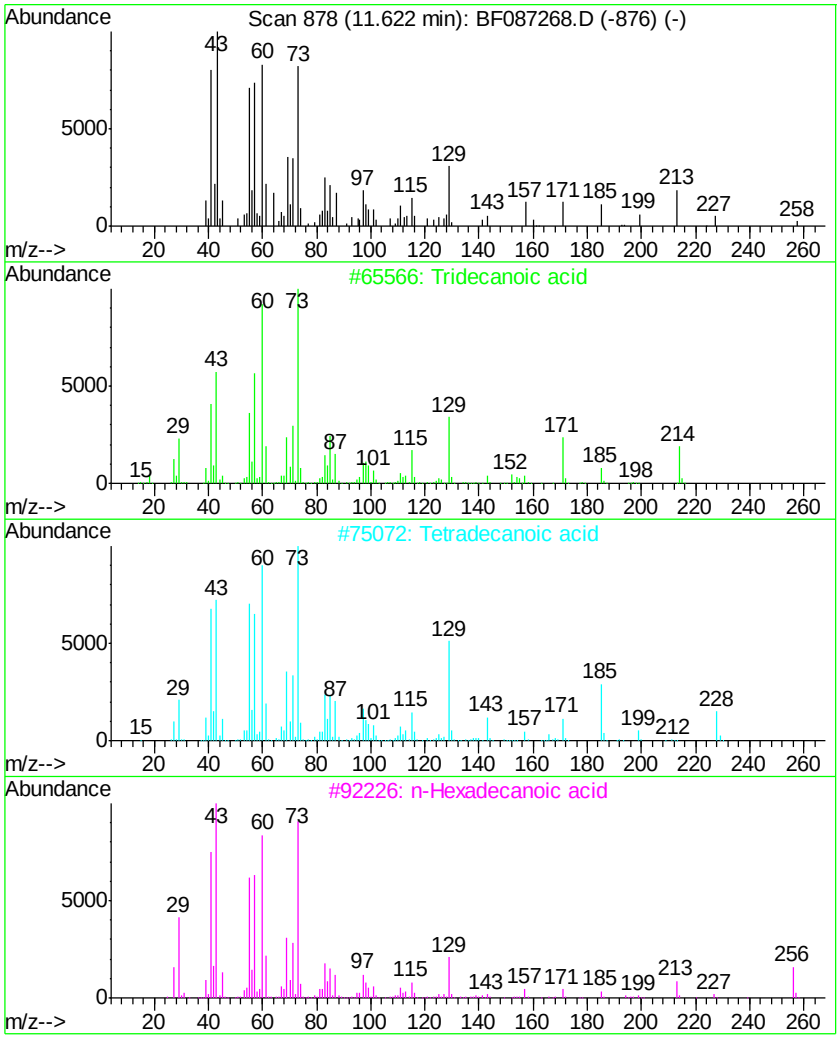

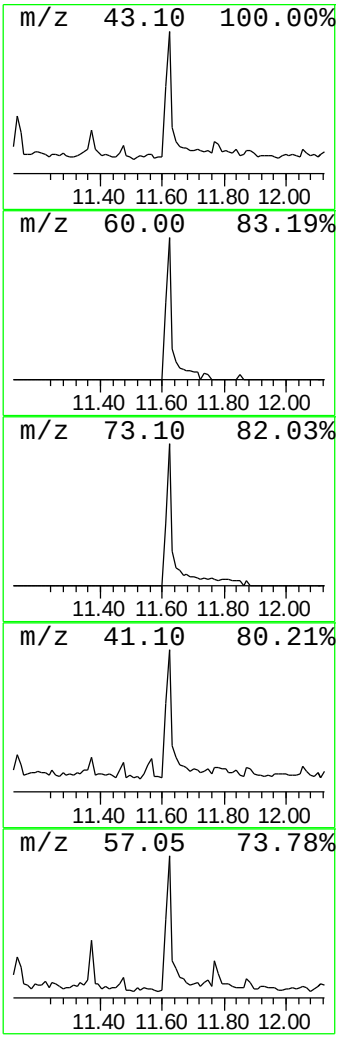

Library Search Compound Report

Data Path : Z:\HPCHEM1\BNA_F\DATA\BF052016\
Data File : BF087268.D
Acq On : 21 May 2016 13:00
Operator : UM/SJ
Sample : H3144-13
Misc :
ALS Vial : 39 Sample Multiplier: 1

Instrument :
BNA_F
ClientSampleId :
10-AB-AC(0-2)

Quant Method : Z:\HPCHEM1\BNA_F\METHODS\8270-BF051716.M
Quant Title : ASP BNA STANDARDS FOR 5 POINT CALIBRATION

TIC Library : C:\DATABASE\NIST02.L
TIC Integration Parameters: LSCINT.P

****

Peak Number 9 1-Docosene Concentration Rank 5

R.T.	EstConc	Area	Relative to ISTD	R.T.
13.58	8.72 ng	378352	Chrysene-d12	13.69

Hit# of 5	Tentative ID	MW	MolForm	CAS#	Qual
1	1-Docosene	308	C22H44	001599-67-3	95
2	1-Nonadecene	266	C19H38	018435-45-5	91
3	Trifluoroacetic acid, n-heptadec...	324	C17H31F3O2	1000216-79-2	91
4	1-Heptadecanol	256	C17H36O	001454-85-9	91
5	Trichloroacetic acid, tetradecyl...	358	C16H29Cl3O2	074339-52-9	91

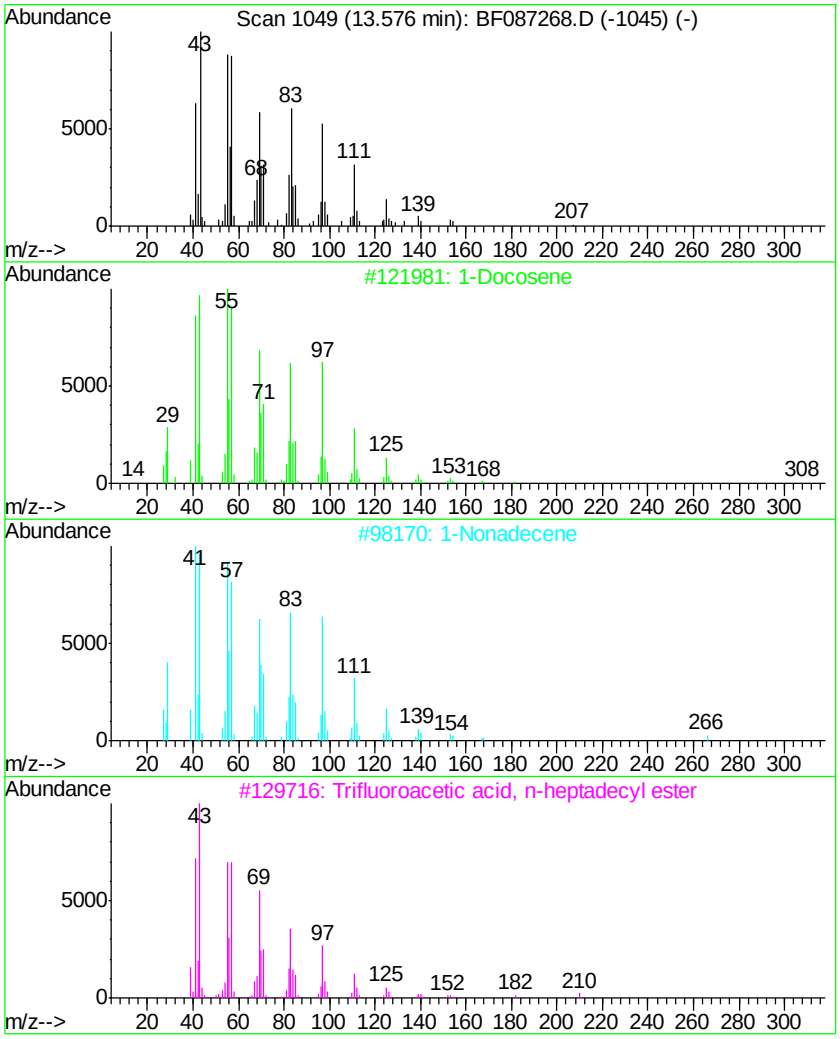

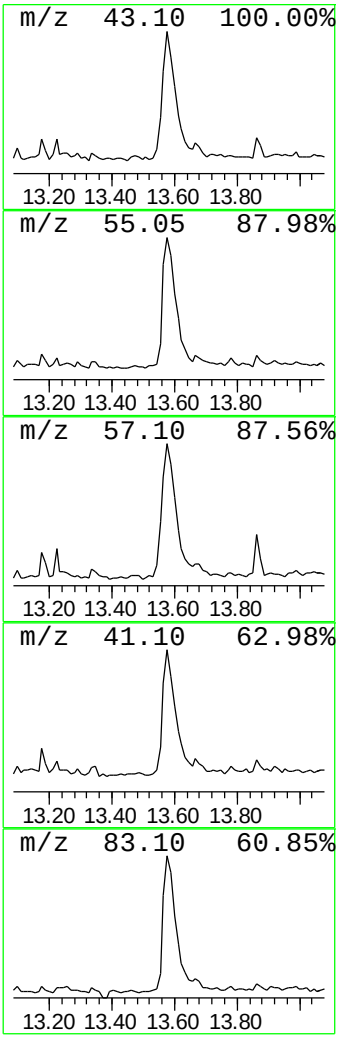

Tentatively Identified Compound (LSC) summary

Data Path : Z:\HPCHEM1\BNA_F\DATA\BF052016\
Data File : BF087268.D
Acq On : 21 May 2016 13:00
Operator : UM/SJ
Sample : H3144-13
Misc :
ALS Vial : 39 Sample Multiplier: 1

Instrument :
BNA_F
ClientSampleId :
10-AB-AC(0-2)

Quant Method : Z:\HPCHEM1\BNA_F\METHODS\8270-BF051716.M
Quant Title : ASP BNA STANDARDS FOR 5 POINT CALIBRATION

TIC Library : C:\DATABASE\NIST02.L
TIC Integration Parameters: LSCINT.P

TIC Top Hit name	RT	EstConc	Units	Response	Internal Standard #	RT	Resp	Conc
2-Pentanone, 4-hy...	4.68	11.0	ng	441431	1	6.56	801096	20.0
unknown6.33	6.33	94.1	ng	3769580	1	6.56	801096	20.0
Hexadecane	9.53	2.1	ng	131084	3	9.59	1222300	20.0
Tridecanoic acid	11.62	3.3	ng	179860	4	11.06	1107930	20.0
1-Docosene	13.58	8.7	ng	378352	5	13.69	867611	20.0