

Data Path : Z:\HPCHEM1\BNA_F\DATA\BF053116\
 Data File : BF087598.D
 Acq On : 1 Jun 2016 00:52
 Operator : UM/SJ
 Sample : H3346-03
 Misc :
 ALS Vial : 16 Sample Multiplier: 1

Instrument :
 BNA_F
 ClientSampleId :
 WC-201605A

Quant Time: Jun 01 03:10:02 2016
 Quant Method : Z:\HPCHEM1\BNA_F\METHODS\8270-BF052316.M
 Quant Title : ASP BNA STANDARDS FOR 5 POINT CALIBRATION
 QLast Update : Wed May 25 16:26:52 2016
 Response via : Initial Calibration

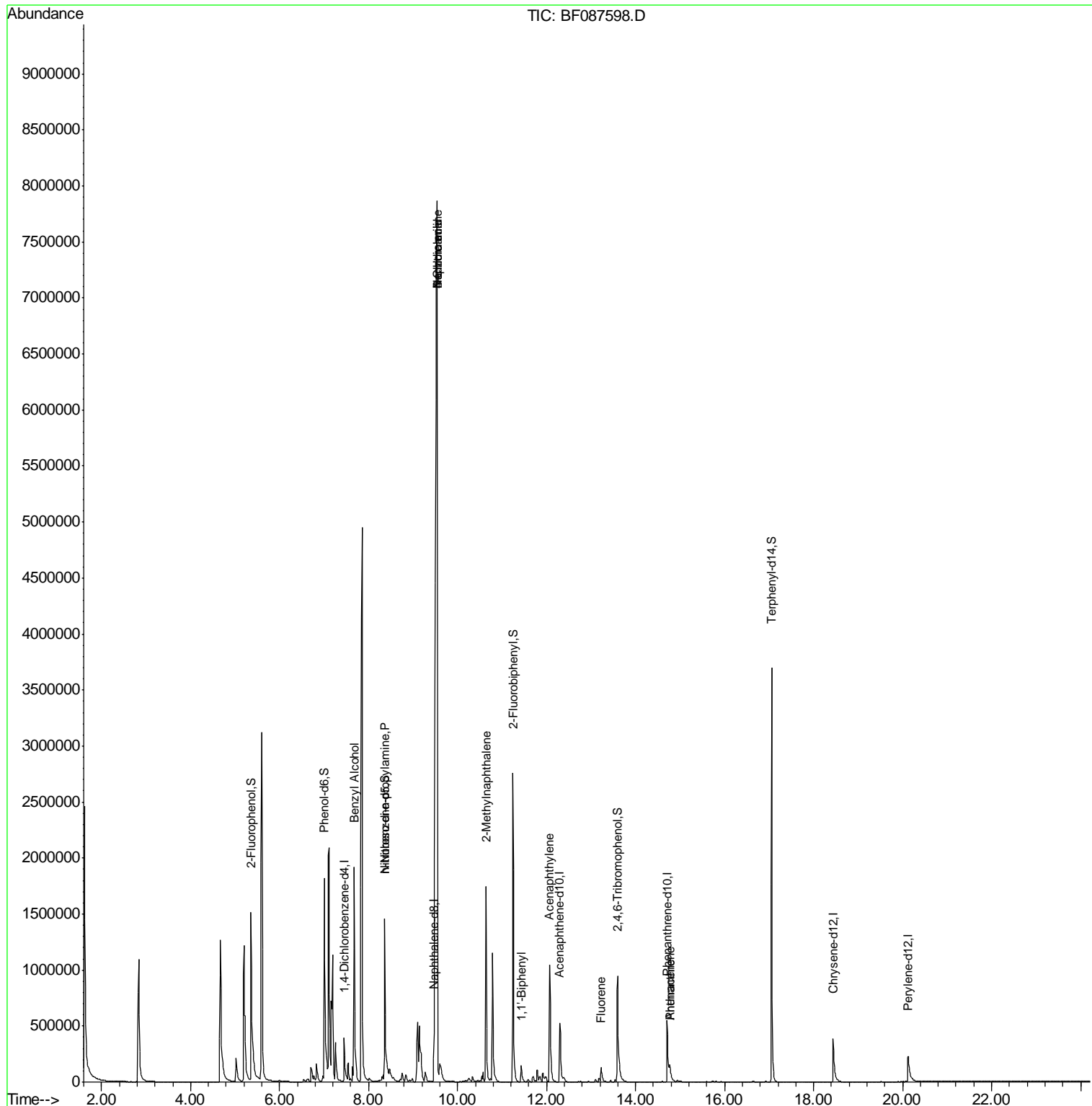
Internal Standards	R.T.	QIon	Response	Conc	Units	Dev(Min)	
1) 1,4-Dichlorobenzene-d4	7.45	152	99233	20.00	ng	-0.07	
21) Naphthalene-d8	9.47	136	376641	20.00	ng	-0.08	
38) Acenaphthene-d10	12.30	164	194014	20.00	ng	-0.09	
63) Phenanthrene-d10	14.71	188	400891	20.00	ng	-0.07	
75) Chrysene-d12	18.43	240	356559	20.00	ng	-0.05	
86) Perylene-d12	20.13	264	287964	20.00	ng	-0.01	
System Monitoring Compounds							
5) 2-Fluorophenol	5.36	112	773410	136.95	ng	-0.06	
7) Phenol-d6	7.00	99	926113	121.36	ng	-0.07	
23) Nitrobenzene-d5	8.36	82	754137	100.91	ng	-0.08	
41) 2,4,6-Tribromophenol	13.60	330	208393	111.77	ng	-0.08	
44) 2-Fluorobiphenyl	11.24	172	1287685	93.57	ng	-0.09	
78) Terphenyl-d14	17.06	244	1425351	84.99	ng	-0.07	
Target Compounds						Qvalue	
15) Benzyl Alcohol	7.68	79	14490	2.60	ng	#	40
19) n-Nitroso-di-n-propylamine	8.36	70	90666	15.93	ng	#	75
31) Naphthalene	9.54	128	10356429	548.74	ng	#	95
32) Benzoic acid	9.54	122	29184	14.72	ng	#	1
33) 4-Chloroaniline	9.54	127	1580325	227.34	ng	#	39
37) 2-Methylnaphthalene	10.64	142	801406	67.97	ng		96
45) 1,1'-Biphenyl	11.43	154	107430	6.58	ng		99
48) Acenaphthylene	12.07	152	744487	37.63	ng		98
57) Fluorene	13.22	166	105151	7.37	ng		98
70) Phenanthrene	14.77	178	171588	7.73	ng		97
71) Anthracene	14.77	178	171588	7.65	ng		97

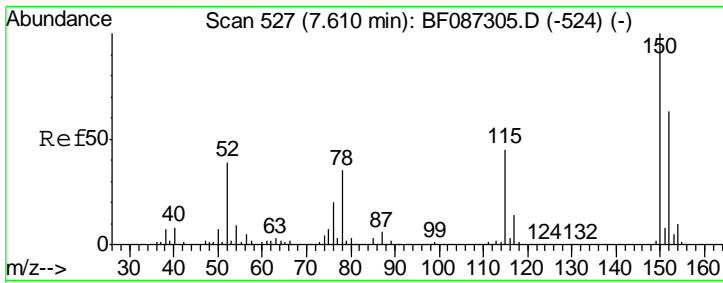
(#) = qualifier out of range (m) = manual integration (+) = signals summed

Data Path : Z:\HPCHEM1\BNA_F\DATA\BF053116\
 Data File : BF087598.D
 Acq On : 1 Jun 2016 00:52
 Operator : UM/SJ
 Sample : H3346-03
 Misc :
 ALS Vial : 16 Sample Multiplier: 1

Instrument :
 BNA_F
 ClientSampleId :
 WC-201605A

Quant Time: Jun 01 03:10:02 2016
 Quant Method : Z:\HPCHEM1\BNA_F\METHODS\8270-BF052316.M
 Quant Title : ASP BNA STANDARDS FOR 5 POINT CALIBRATION
 QLast Update : Wed May 25 16:26:52 2016
 Response via : Initial Calibration

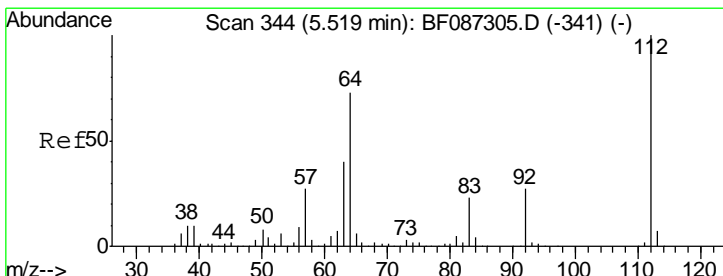
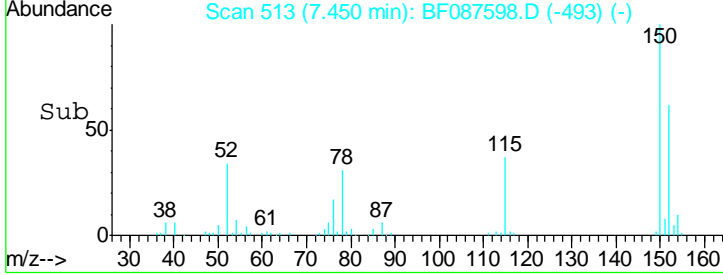
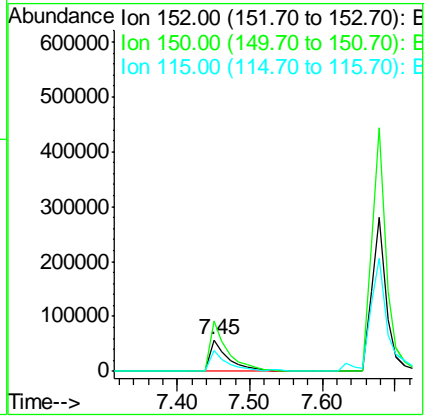
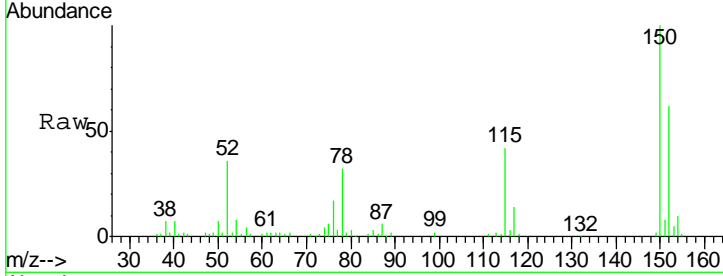




#1
 1,4-Dichlorobenzene-d4
 Concen: 20.00 ng
 RT: 7.45 min Scan# 513
 Delta R.T. -0.07 min
 Lab File: BF087598.D
 Acq: 1 Jun 2016 00:52

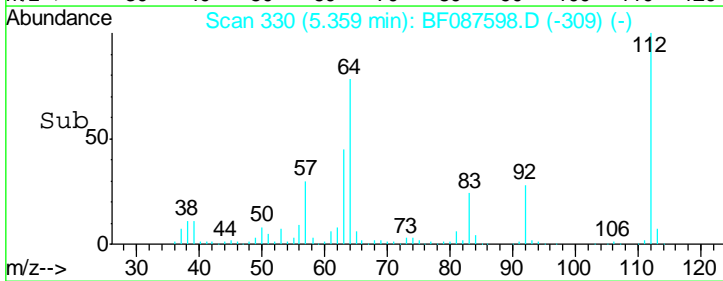
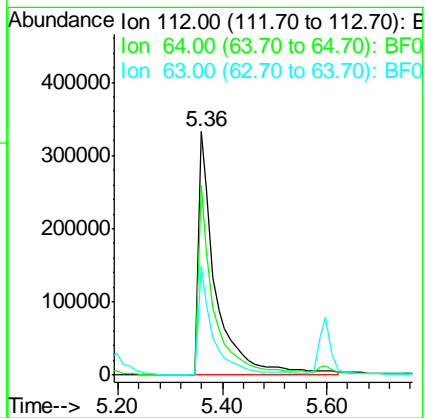
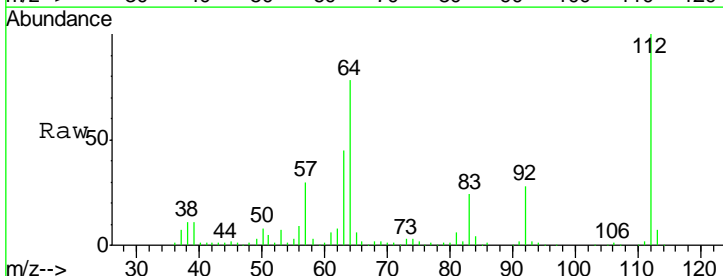
Instrument :
 BNA_F
ClientSampleId :
 WC-201605A

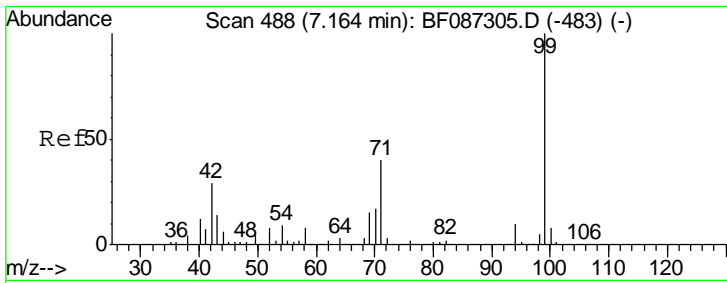
Tgt Ion	Resp	Lower	Upper
152	99233		
150	160.4	125.8	188.6
115	67.8	51.5	77.3



#5
 2-Fluorophenol
 Concen: 136.95 ng
 RT: 5.36 min Scan# 330
 Delta R.T. -0.06 min
 Lab File: BF087598.D
 Acq: 1 Jun 2016 00:52

Tgt Ion	Resp	Lower	Upper
112	773410		
64	78.0	52.1	78.1
63	44.7	25.7	38.5#

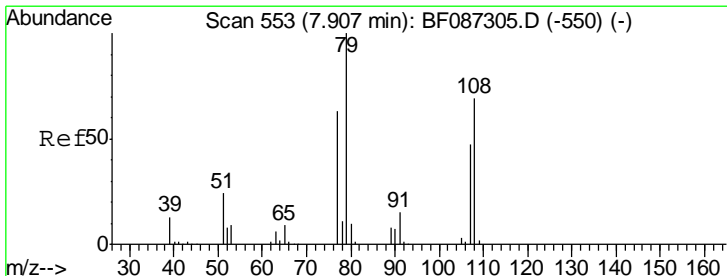
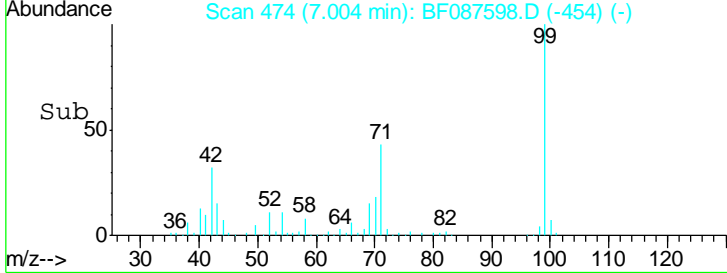
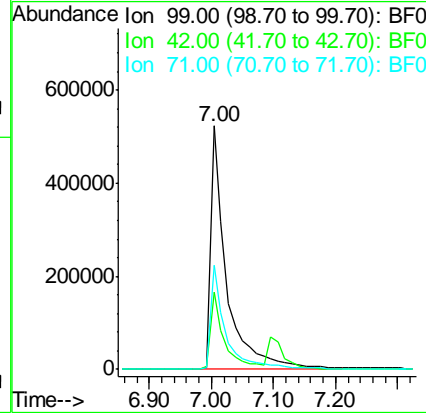
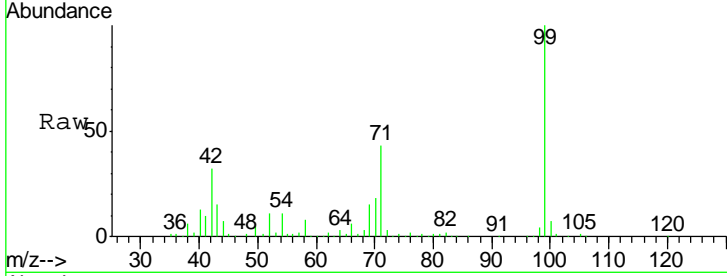




#7
 Phenol-d6
 Concen: 121.36 ng
 RT: 7.00 min Scan# 474
 Delta R.T. -0.07 min
 Lab File: BF087598.D
 Acq: 1 Jun 2016 00:52

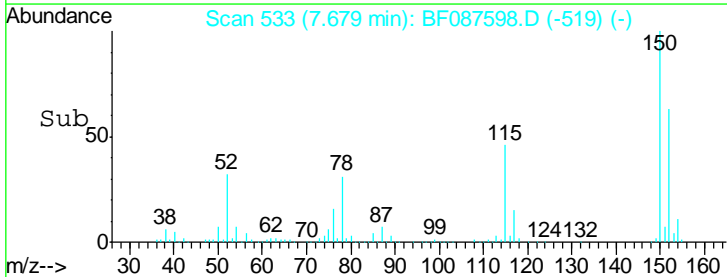
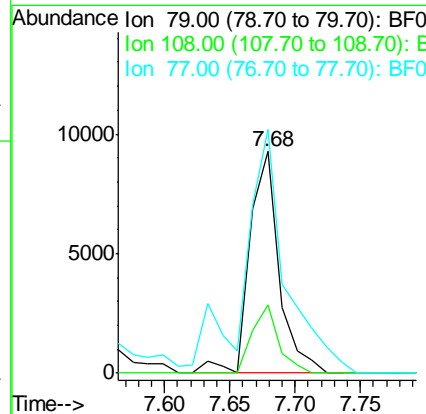
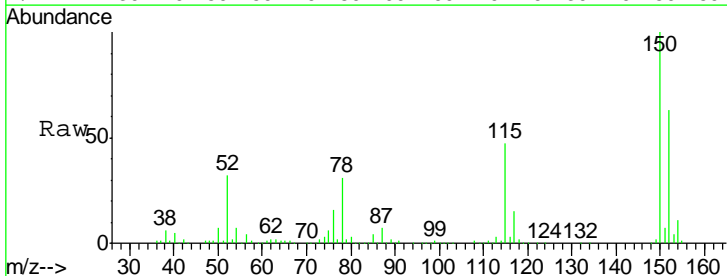
Instrument :
 BNA_F
 ClientSampled :
 WC-201605A

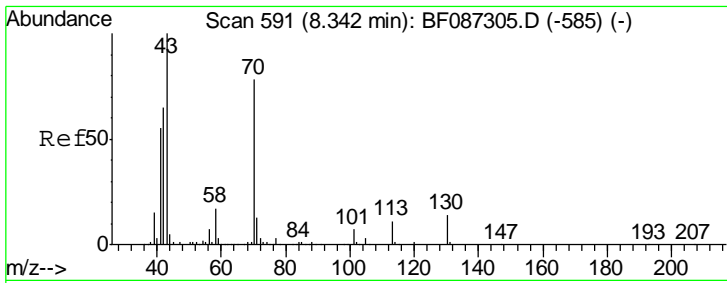
Tgt Ion	Resp	Lower	Upper
99	100		
42	31.8	13.6	20.4#
71	42.9	24.6	36.8#



#15
 Benzyl Alcohol
 Concen: 2.60 ng
 RT: 7.68 min Scan# 533
 Delta R.T. -0.14 min
 Lab File: BF087598.D
 Acq: 1 Jun 2016 00:52

Tgt Ion	Resp	Lower	Upper
79	100		
108	30.9	68.4	102.6#
77	110.0	50.6	76.0#

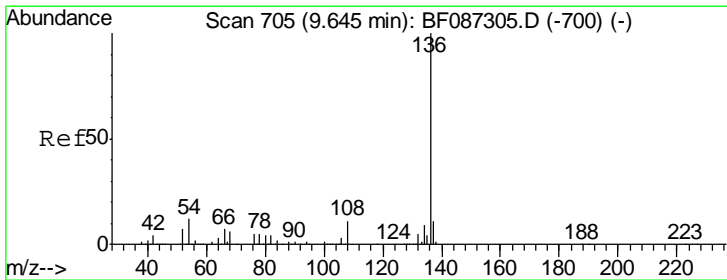
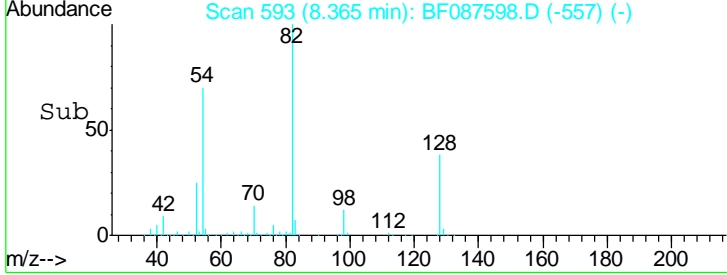
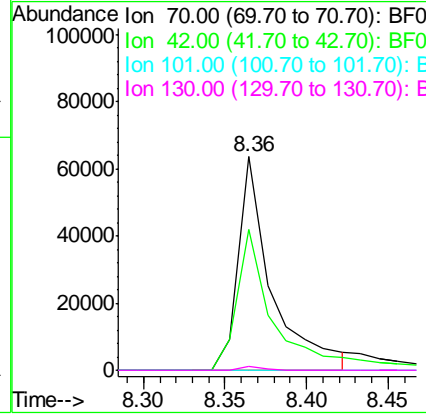
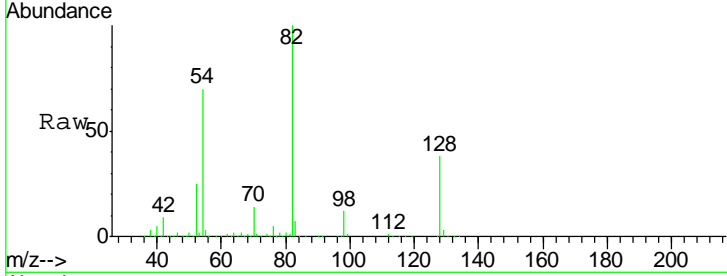




#19
 n-Nitroso-di-n-propylamine
 Concen: 15.93 ng
 RT: 8.36 min Scan# 593
 Delta R.T. 0.11 min
 Lab File: BF087598.D
 Acq: 1 Jun 2016 00:52

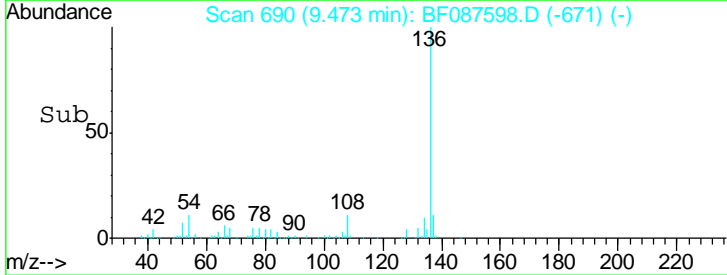
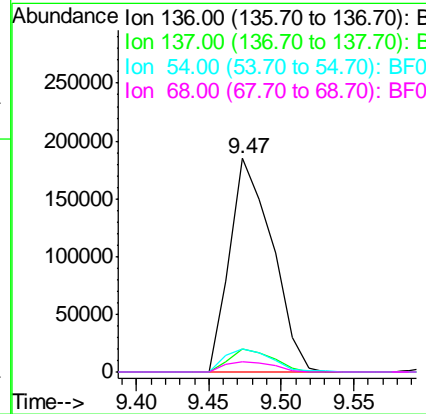
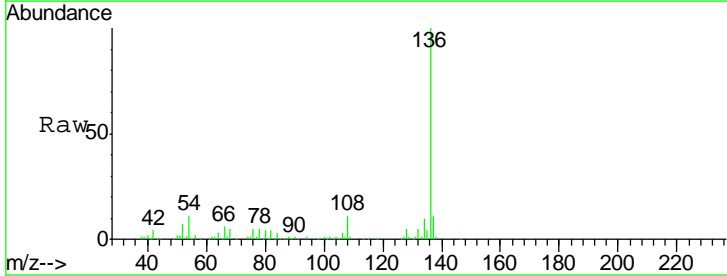
Instrument :
 BNA_F
ClientSampled :
 WC-201605A

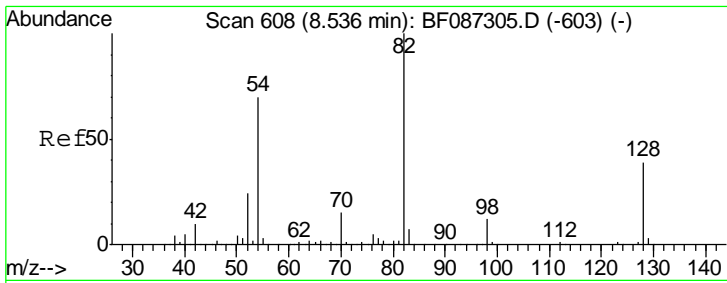
Tgt Ion	Resp	Lower	Upper
70	100		
42	65.8	43.1	64.7#
101	0.0	8.1	12.1#
130	1.9	18.6	28.0#



#21
 Naphthalene-d8
 Concen: 20.00 ng
 RT: 9.47 min Scan# 690
 Delta R.T. -0.08 min
 Lab File: BF087598.D
 Acq: 1 Jun 2016 00:52

Tgt Ion	Resp	Lower	Upper
136	100		
137	10.8	8.8	13.2
54	10.6	5.0	7.4#
68	5.1	4.4	6.6



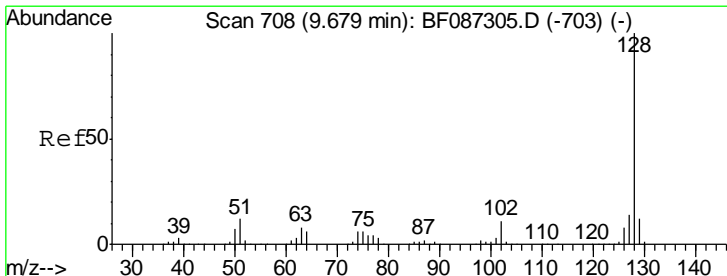
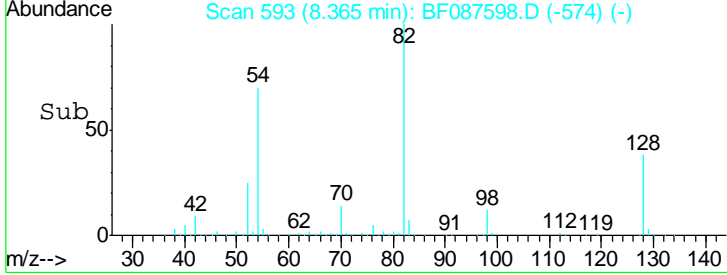
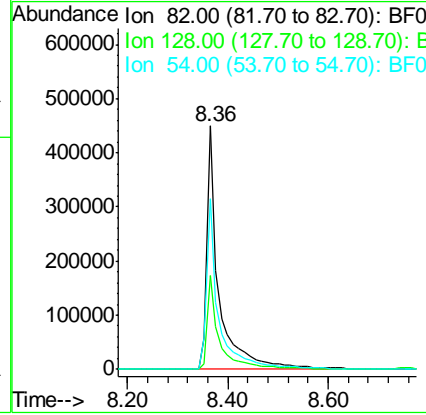
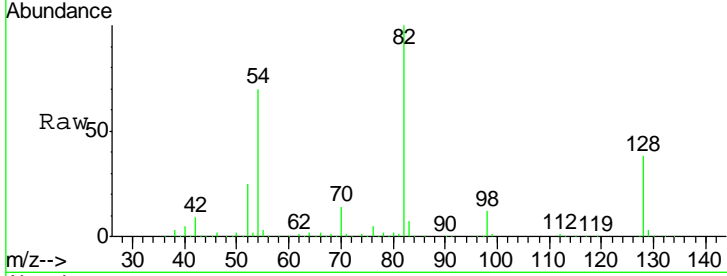


#23
 Nitrobenzene-d5
 Concen: 100.91 ng
 RT: 8.36 min Scan# 593
 Delta R.T. -0.08 min
 Lab File: BF087598.D
 Acq: 1 Jun 2016 00:52

Instrument :
 BNA_F
ClientSampled :
 WC-201605A

Tgt Ion: 82 Resp: 754137

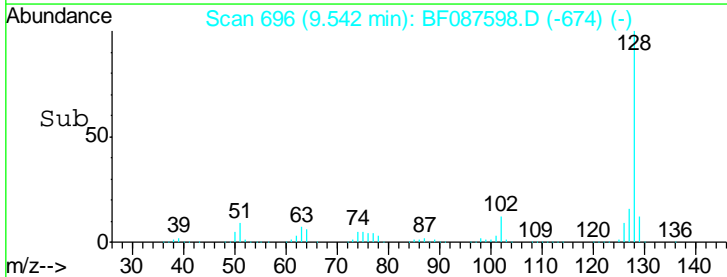
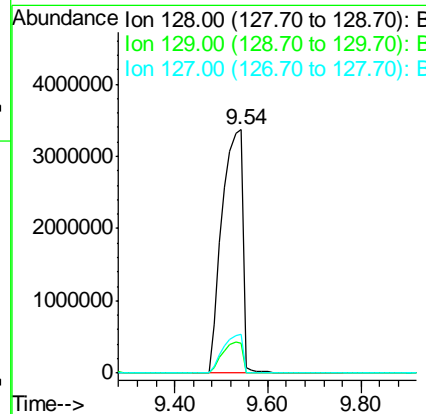
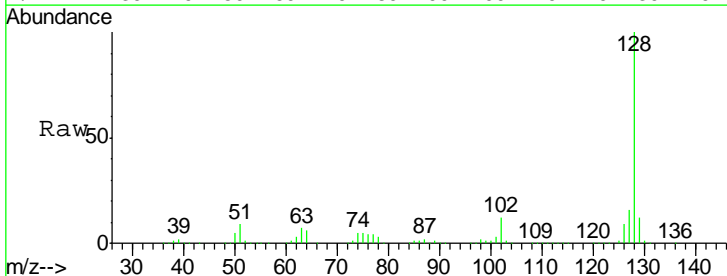
Ion	Ratio	Lower	Upper
82	100		
128	38.4	40.6	61.0#
54	70.0	38.1	57.1#

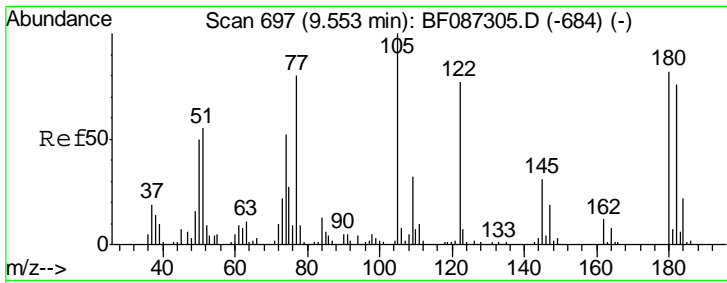


#31
 Naphthalene
 Concen: 548.74 ng
 RT: 9.54 min Scan# 696
 Delta R.T. -0.05 min
 Lab File: BF087598.D
 Acq: 1 Jun 2016 00:52

Tgt Ion: 128 Resp: 10356429

Ion	Ratio	Lower	Upper
128	100		
129	12.1	8.6	13.0
127	15.8	10.8	16.2

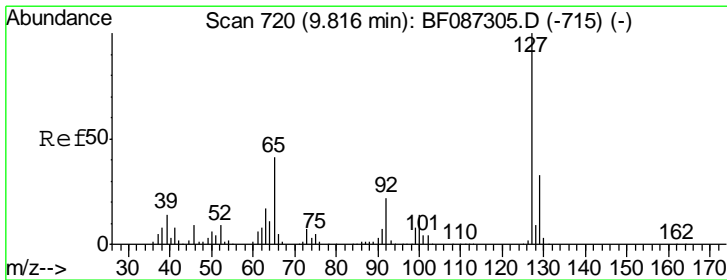
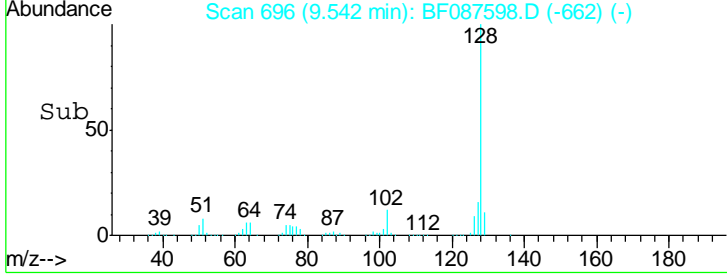
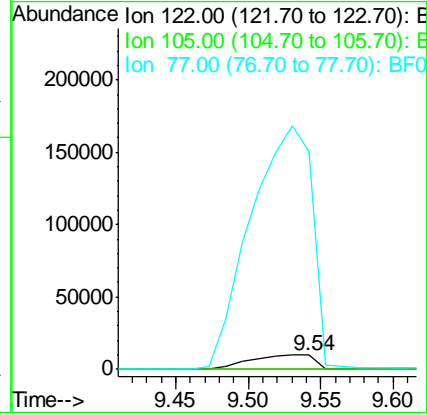
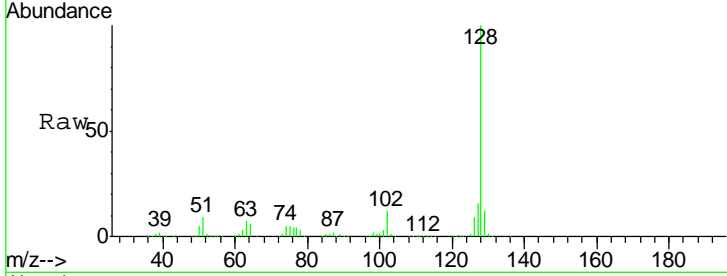




#32
 Benzoic acid
 Concen: 14.72 ng
 RT: 9.54 min Scan# 696
 Delta R.T. 0.09 min
 Lab File: BF087598.D
 Acq: 1 Jun 2016 00:52

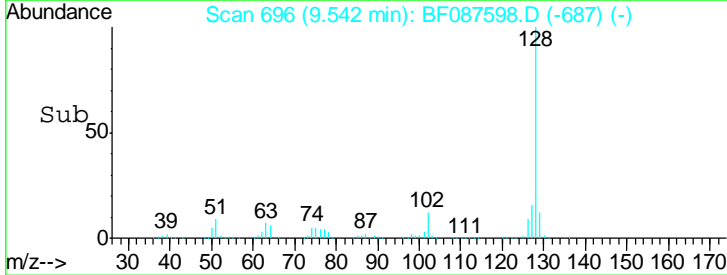
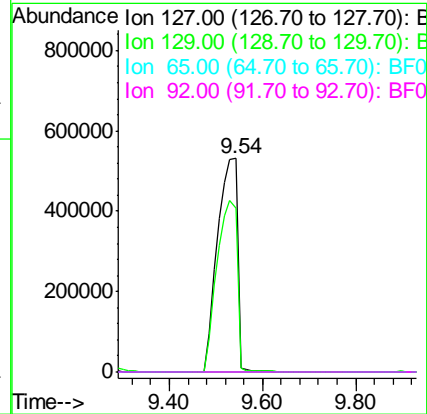
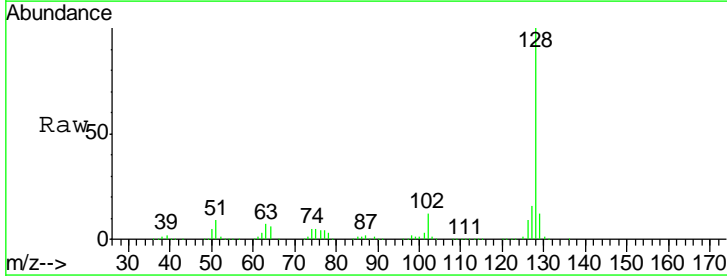
Instrument :
 BNA_F
 ClientSampled :
 WC-201605A

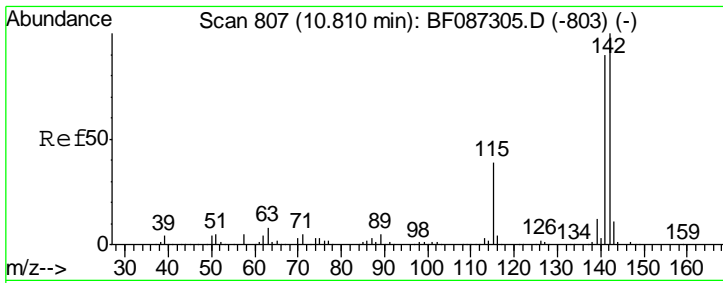
Tgt Ion:122 Resp: 29184
 Ion Ratio Lower Upper
 122 100
 105 0.0 92.6 132.6#
 77 1540.4 60.0 100.0#



#33
 4-Chloroaniline
 Concen: 227.34 ng
 RT: 9.54 min Scan# 696
 Delta R.T. -0.19 min
 Lab File: BF087598.D
 Acq: 1 Jun 2016 00:52

Tgt Ion:127 Resp: 1580325
 Ion Ratio Lower Upper
 127 100
 129 76.9 26.2 39.4#
 65 0.0 23.0 34.4#
 92 0.0 15.1 22.7#

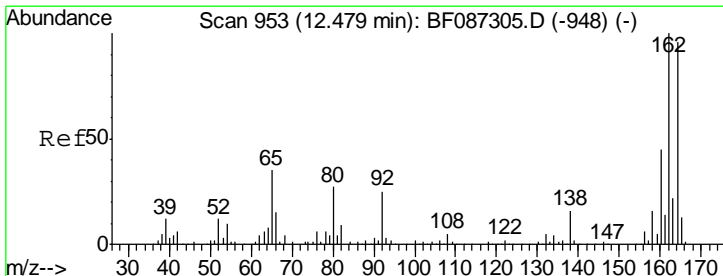
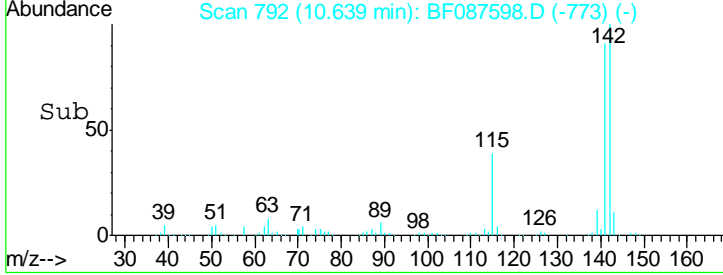
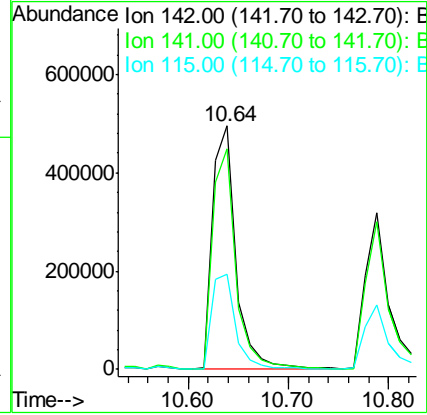
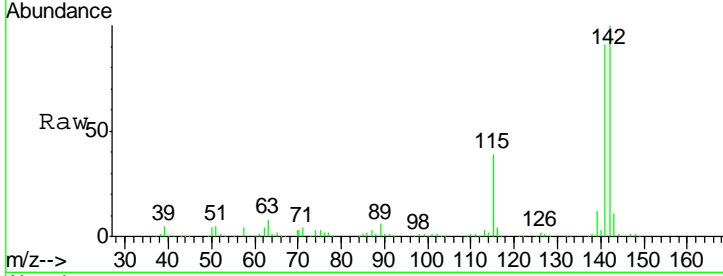




#37
 2-Methylnaphthalene
 Concen: 67.97 ng
 RT: 10.64 min Scan# 792
 Delta R.T. -0.08 min
 Lab File: BF087598.D
 Acq: 1 Jun 2016 00:52

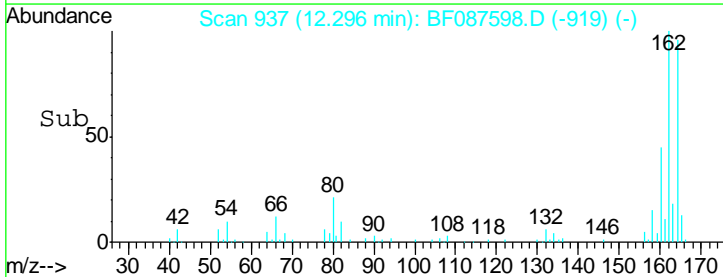
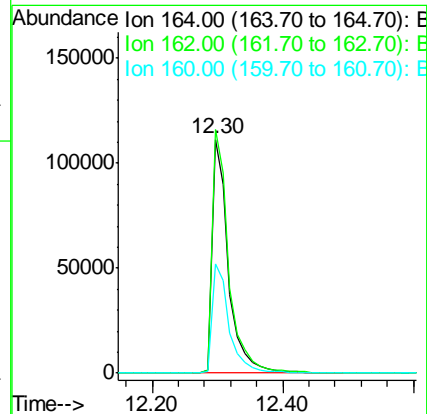
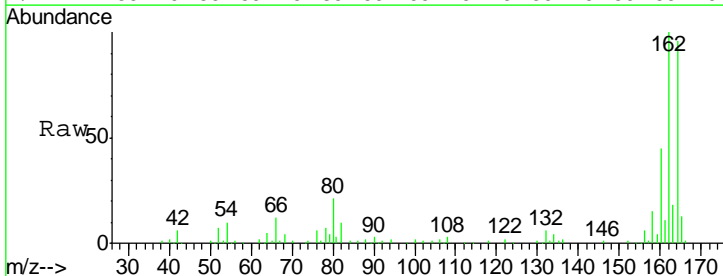
Instrument :
 BNA_F
 ClientSampled :
 WC-201605A

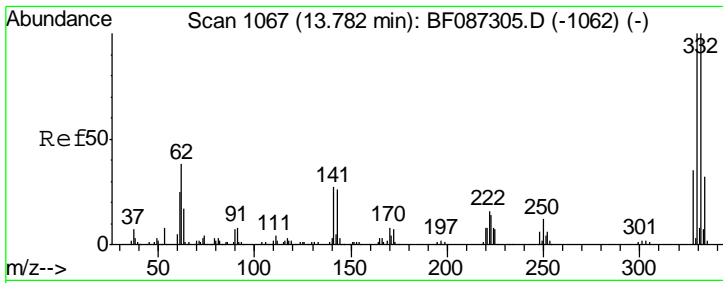
Tgt Ion	Resp	Lower	Upper
142	100		
141	90.6	71.0	106.6
115	39.1	26.6	39.8



#38
 Acenaphthene-d10
 Concen: 20.00 ng
 RT: 12.30 min Scan# 937
 Delta R.T. -0.09 min
 Lab File: BF087598.D
 Acq: 1 Jun 2016 00:52

Tgt Ion	Resp	Lower	Upper
164	100		
162	104.1	82.8	124.2
160	46.5	36.9	55.3

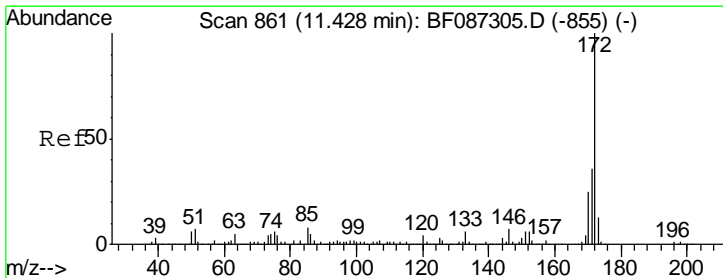
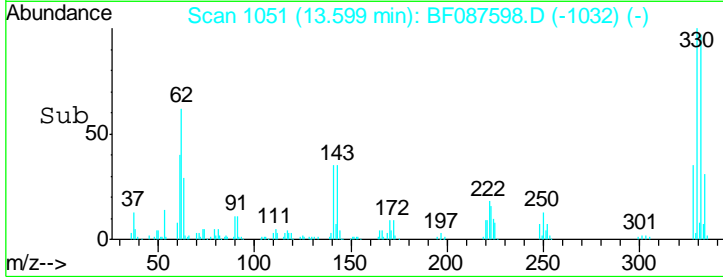
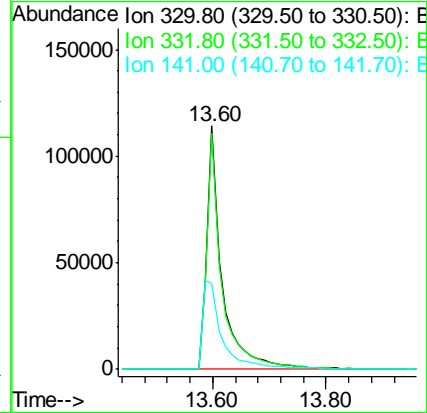
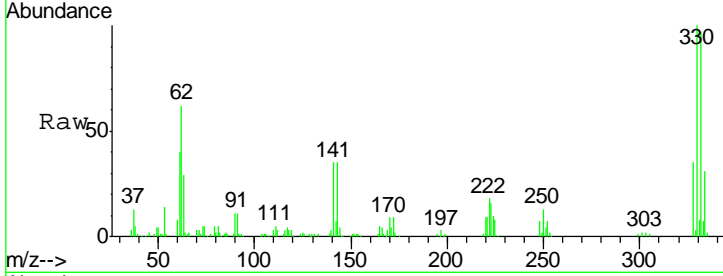




#41
 2,4,6-Tribromophenol
 Concen: 111.77 ng
 RT: 13.60 min Scan# 1051
 Delta R.T. -0.08 min
 Lab File: BF087598.D
 Acq: 1 Jun 2016 00:52

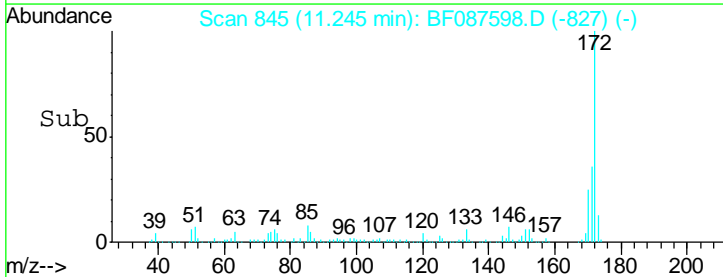
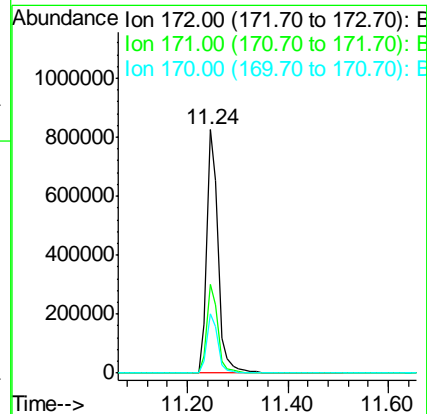
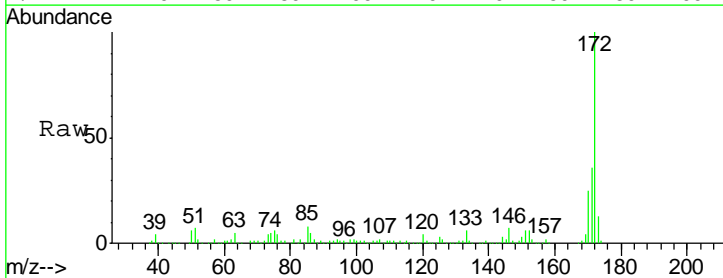
Instrument :
 BNA_F
 ClientSampleId :
 WC-201605A

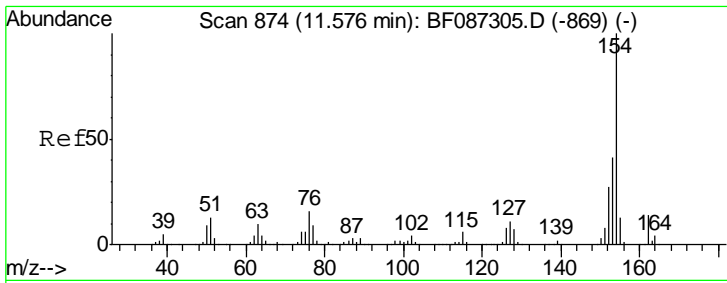
Tgt Ion	Resp	Lower	Upper
330	100		
332	96.1	79.0	118.4
141	46.2	31.2	46.8



#44
 2-Fluorobiphenyl
 Concen: 93.57 ng
 RT: 11.24 min Scan# 845
 Delta R.T. -0.09 min
 Lab File: BF087598.D
 Acq: 1 Jun 2016 00:52

Tgt Ion	Resp	Lower	Upper
172	100		
171	36.3	29.0	43.6
170	24.6	19.8	29.8

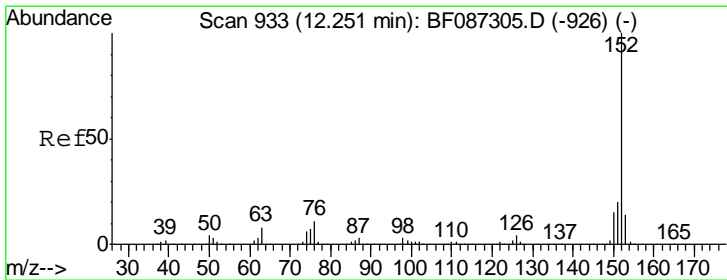
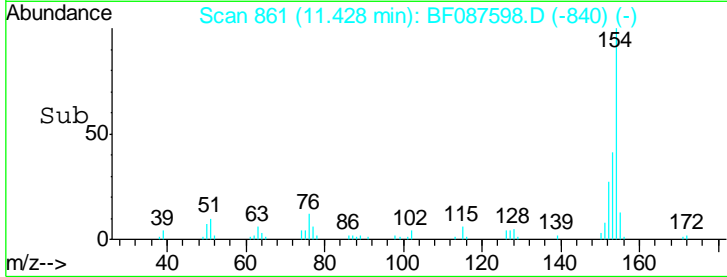
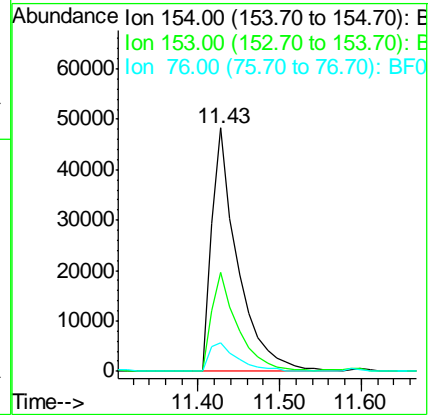
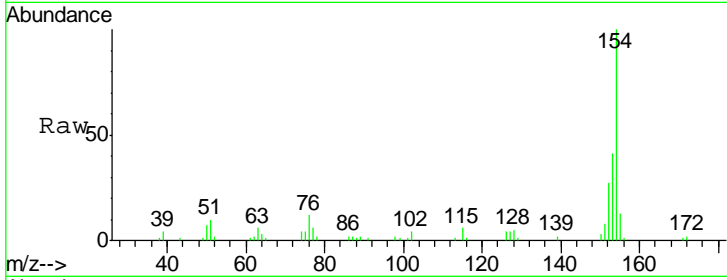




#45
 1,1'-Biphenyl
 Concen: 6.58 ng
 RT: 11.43 min Scan# 861
 Delta R.T. -0.06 min
 Lab File: BF087598.D
 Acq: 1 Jun 2016 00:52

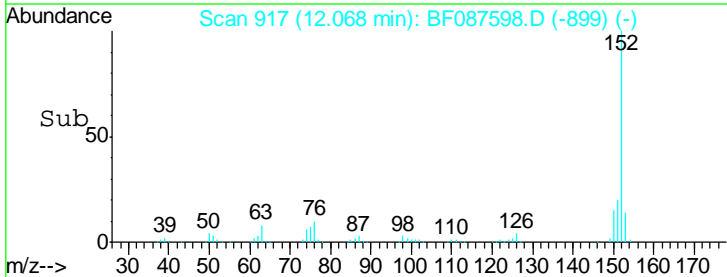
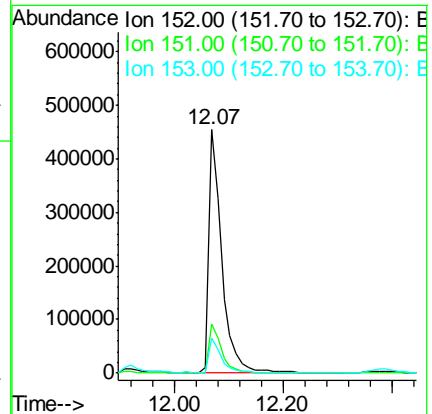
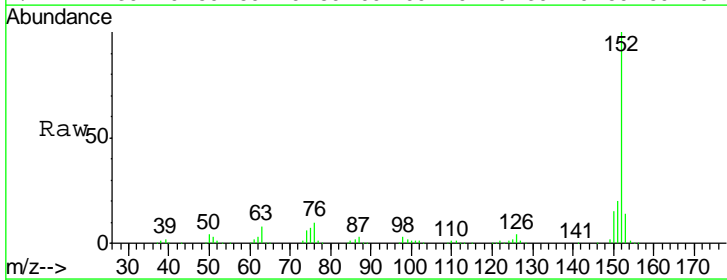
Instrument :
 BNA_F
 ClientSampled :
 WC-201605A

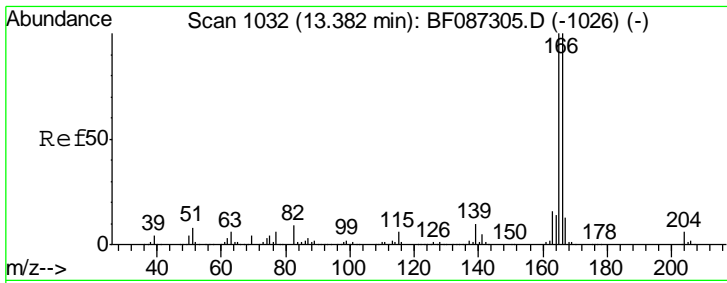
Tgt Ion	Resp	Lower	Upper
154	107430		
153	40.7	20.3	60.3
76	11.8	0.0	30.2



#48
 Acenaphthylene
 Concen: 37.63 ng
 RT: 12.07 min Scan# 917
 Delta R.T. -0.09 min
 Lab File: BF087598.D
 Acq: 1 Jun 2016 00:52

Tgt Ion	Resp	Lower	Upper
152	744487		
151	20.0	16.8	25.2
153	14.3	10.9	16.3

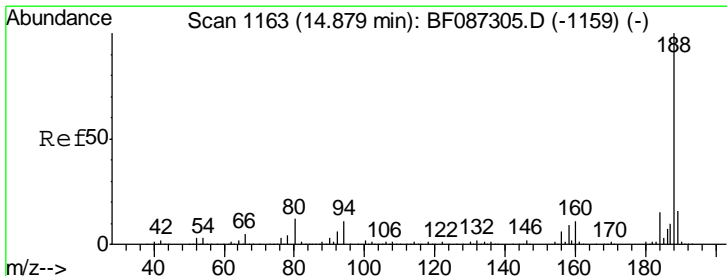
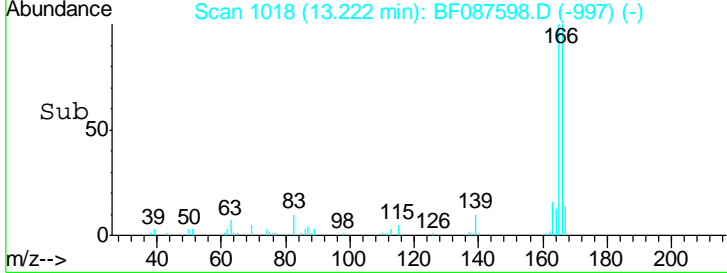
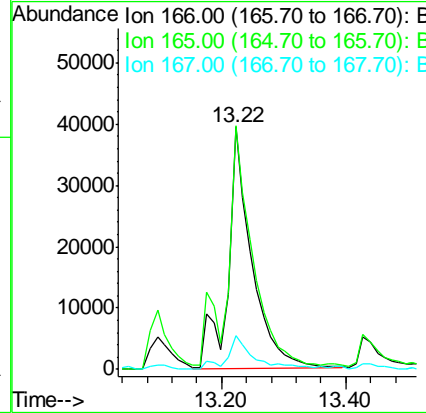
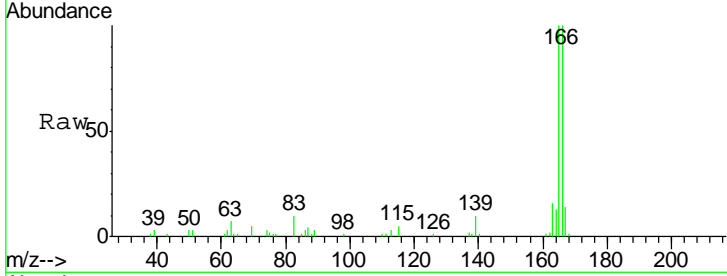




#57
 Fluorene
 Concen: 7.37 ng
 RT: 13.22 min Scan# 1018
 Delta R.T. -0.06 min
 Lab File: BF087598.D
 Acq: 1 Jun 2016 00:52

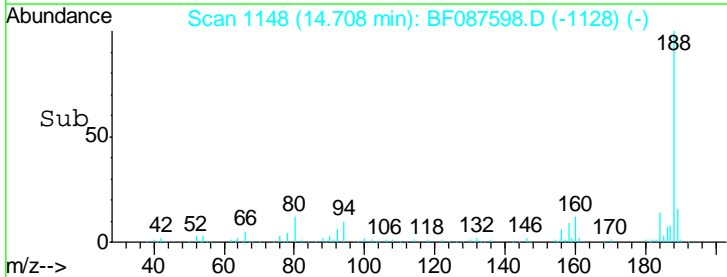
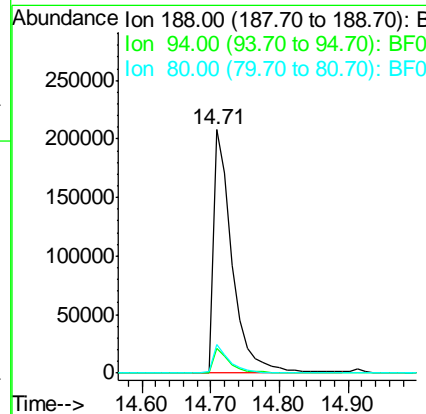
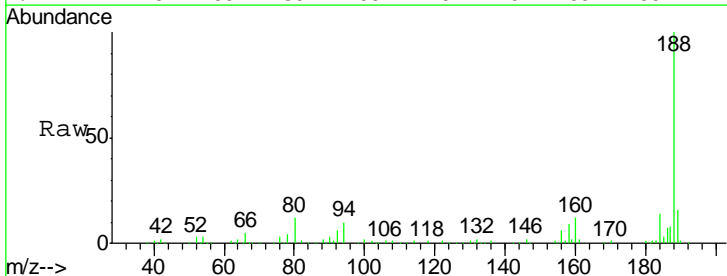
Instrument :
 BNA_F
 ClientSampled :
 WC-201605A

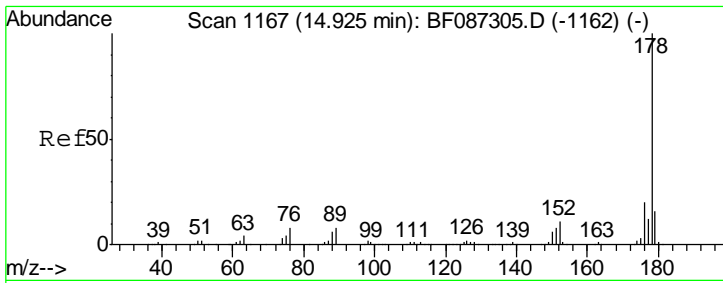
Tgt Ion	Resp	Lower	Upper
166	105151		
165	100.5	79.0	118.6
167	13.7	10.6	15.8



#63
 Phenanthrene-d10
 Concen: 20.00 ng
 RT: 14.71 min Scan# 1148
 Delta R.T. -0.07 min
 Lab File: BF087598.D
 Acq: 1 Jun 2016 00:52

Tgt Ion	Resp	Lower	Upper
188	400891		
94	10.2	6.8	10.2
80	11.8	7.1	10.7#

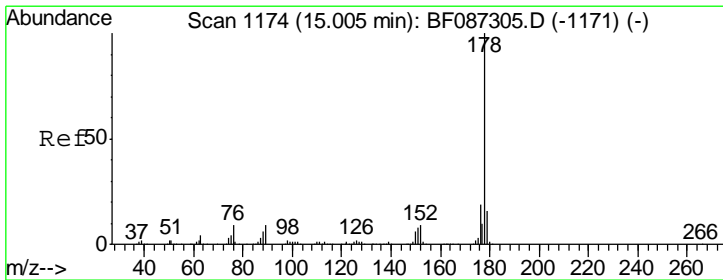
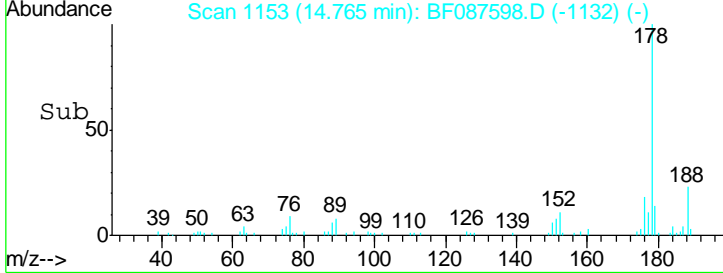
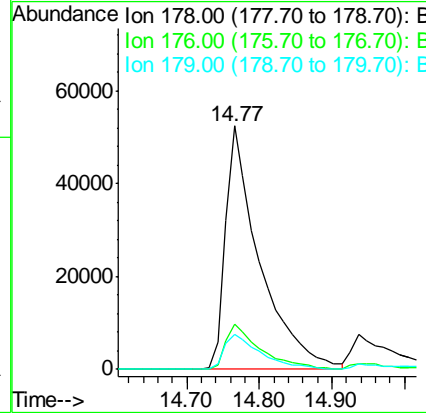
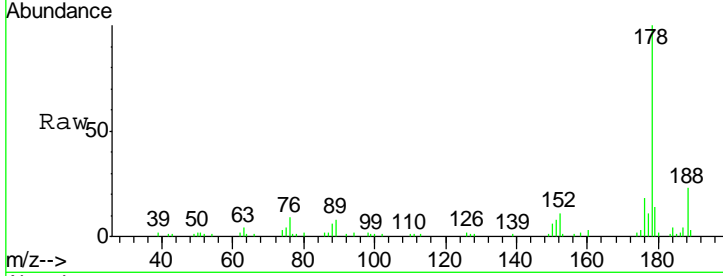




#70
 Phenanthrene
 Concen: 7.73 ng
 RT: 14.77 min Scan# 1153
 Delta R.T. -0.06 min
 Lab File: BF087598.D
 Acq: 1 Jun 2016 00:52

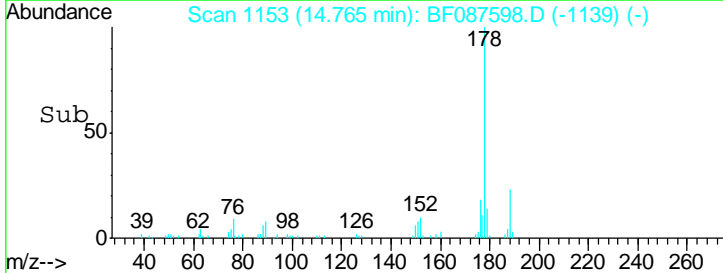
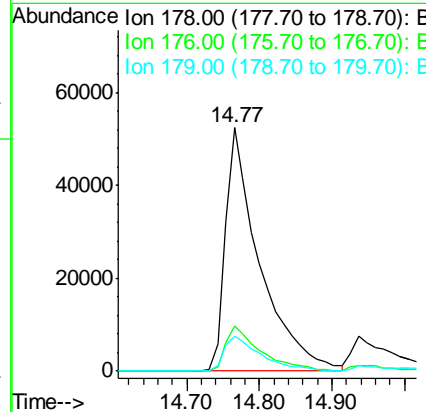
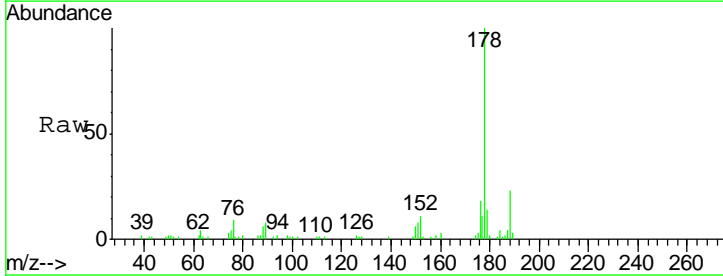
Instrument :
 BNA_F
 ClientSampled :
 WC-201605A

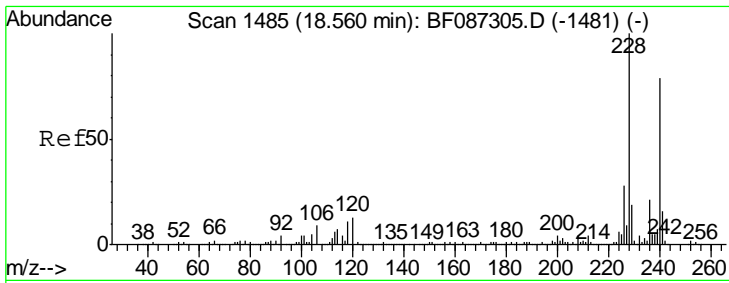
Tgt Ion	Resp	Lower	Upper
178	100		
176	18.4	16.0	24.0
179	14.4	12.6	18.8



#71
 Anthracene
 Concen: 7.65 ng
 RT: 14.77 min Scan# 1153
 Delta R.T. -0.14 min
 Lab File: BF087598.D
 Acq: 1 Jun 2016 00:52

Tgt Ion	Resp	Lower	Upper
178	100		
176	18.4	15.6	23.4
179	14.4	12.7	19.1

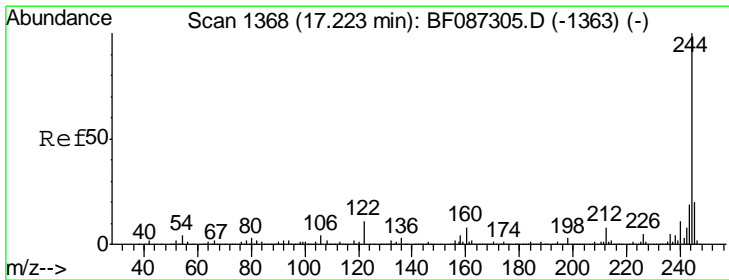
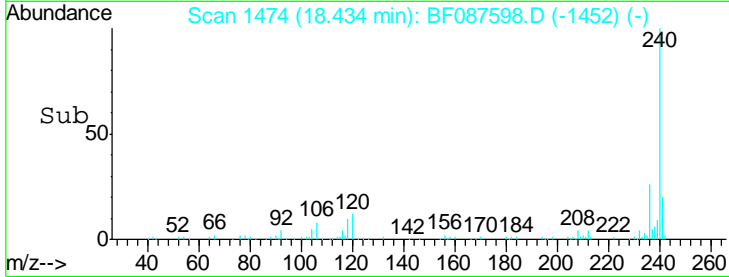
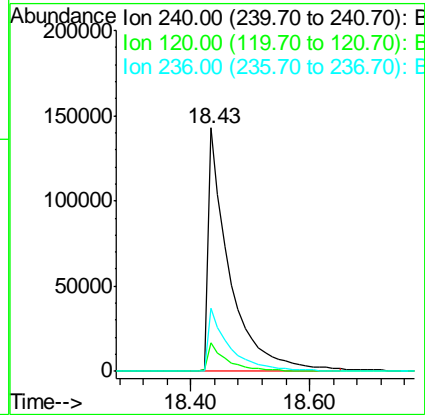
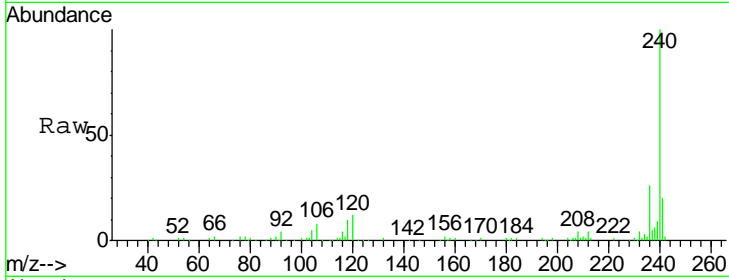




#75
 Chrysene-d12
 Concen: 20.00 ng
 RT: 18.43 min Scan# 1474
 Delta R.T. -0.05 min
 Lab File: BF087598.D
 Acq: 1 Jun 2016 00:52

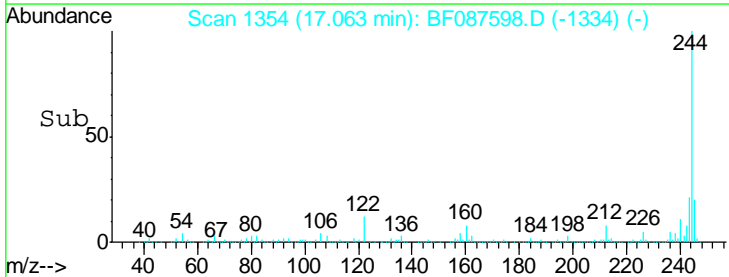
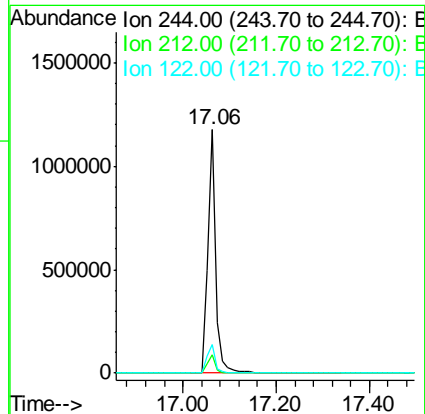
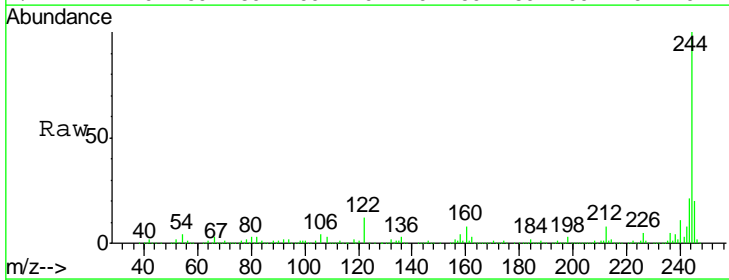
Instrument :
 BNA_F
 ClientSampled :
 WC-201605A

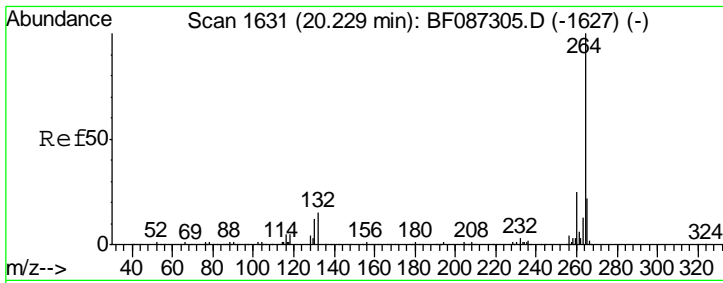
Tgt Ion	Resp	Lower	Upper
240	100		
120	11.9	11.2	16.8
236	25.7	21.2	31.8



#78
 Terphenyl-d14
 Concen: 84.99 ng
 RT: 17.06 min Scan# 1354
 Delta R.T. -0.07 min
 Lab File: BF087598.D
 Acq: 1 Jun 2016 00:52

Tgt Ion	Resp	Lower	Upper
244	100		
212	7.7	6.2	9.2
122	11.9	12.0	18.0#





#86
 Perylene-d12
 Concen: 20.00 ng
 RT: 20.13 min Scan# 1622
 Delta R.T. -0.01 min
 Lab File: BF087598.D
 Acq: 1 Jun 2016 00:52

Instrument :
 BNA_F
 ClientSampled :
 WC-201605A

Tgt Ion	Resp	Lower	Upper
264	287964		
260	24.9	19.5	29.3
265	22.1	17.3	25.9

