

Data Path : Z:\HPCHEM1\BNA F\DATA\BF072517\  
 Data File : BF097034.D  
 Acq On : 25 Jul 2017 17:40  
 Operator : SJ/JU  
 Sample : I4402-07  
 Misc :  
 ALS Vial : 10 Sample Multiplier: 1

Instrument :  
 BNA\_F  
 ClientSampleId :  
 FRAC-TANK-260783

Integration Parameters: rteint.p  
 Integrator: RTE  
 Smoothing : ON Filtering: 5  
 Sampling : 1 Min Area: 3 % of largest Peak  
 Start Thrs: 0.2 Max Peaks: 100  
 Stop Thrs : 0 Peak Location: TOP

If leading or trailing edge < 100 prefer < Baseline drop else tangent >  
 Peak separation: 5

Method : Z:\HPCHEM1\BNA F\METHODS\8270-BF072517.M  
 Title : ASP BNA STANDARDS FOR 5 POINT CALIBRATION

Signal : TIC

peak #	R.T. min	first scan	max scan	last scan	PK TY	peak height	corr. area	corr. % max.	% of total
1	4.645	465	469	477	rBV	88822	122832	3.13%	0.406%
2	5.098	542	546	558	rBV	1601338	1695673	43.18%	5.607%
3	6.157	722	726	737	rBV	1096885	1067539	27.18%	3.530%
4	6.269	741	745	749	rVB	2744667	2841328	72.35%	9.395%
5	6.498	780	784	788	rBV	840059	779945	19.86%	2.579%
6	6.657	806	811	814	rBV	2551557	2658710	67.70%	8.791%
7	6.922	850	856	859	rBV2	32730	44751	1.14%	0.148%
8	7.069	875	881	884	rBV	2016816	2230805	56.80%	7.376%
9	7.463	945	948	955	rVB	43690	51318	1.31%	0.170%
10	7.781	997	1002	1005	rBV	1265517	1125571	28.66%	3.722%
11	7.851	1010	1014	1021	rVV	148429	140440	3.58%	0.464%
12	7.945	1026	1030	1037	rVB2	134480	155266	3.95%	0.513%
13	8.045	1041	1047	1053	rBV3	108022	157180	4.00%	0.520%
14	8.157	1064	1066	1072	rVB3	43283	44138	1.12%	0.146%
15	8.375	1099	1103	1108	rVB	125454	109972	2.80%	0.364%
16	8.551	1129	1133	1136	rBV	95218	84627	2.15%	0.280%
17	8.863	1177	1186	1189	rBV	3372655	3927235	100.00%	12.986%
18	9.192	1236	1242	1247	rBV2	58457	81540	2.08%	0.270%
19	9.257	1250	1253	1255	rBV	73438	56363	1.44%	0.186%
20	9.304	1255	1261	1264	rBV2	47246	57699	1.47%	0.191%
21	9.527	1293	1299	1301	rBV	1227851	1206299	30.72%	3.989%
22	9.557	1301	1304	1308	rVB	980651	831279	21.17%	2.749%
23	9.598	1308	1311	1317	rVB	65147	56723	1.44%	0.188%
24	9.680	1320	1325	1329	rBV3	73541	108137	2.75%	0.358%
25	9.727	1330	1333	1336	rBV	195240	163330	4.16%	0.540%
26	9.816	1345	1348	1351	rBV2	62381	56833	1.45%	0.188%
27	10.010	1374	1381	1385	rBV2	151811	194893	4.96%	0.644%
28	10.069	1385	1391	1396	rVB	390729	358613	9.13%	1.186%
29	10.133	1396	1402	1404	rBV2	101323	142536	3.63%	0.471%
30	10.227	1415	1418	1423	rVB	116191	115623	2.94%	0.382%
31	10.316	1426	1433	1436	rVV	1923023	2194465	55.88%	7.256%
32	10.345	1436	1438	1443	rVB2	54250	64362	1.64%	0.213%
33	10.433	1449	1453	1459	rBV2	650756	637139	16.22%	2.107%
34	10.498	1461	1464	1468	rVB	104045	90243	2.30%	0.298%

Data Path : Z:\HPCHEM1\BNA F\DATA\BF072517\  
 Data File : BF097034.D  
 Acq On : 25 Jul 2017 17:40  
 Operator : SJ/JU  
 Sample : I4402-07  
 Misc :  
 ALS Vial : 10 Sample Multiplier: 1

Instrument :  
 BNA\_F  
 ClientSampleId :  
 FRAC-TANK-260783

Integration Parameters: rteint.p  
 Integrator: RTE  
 Smoothing : ON Filtering: 5  
 Sampling : 1 Min Area: 3 % of largest Peak  
 Start Thrs: 0.2 Max Peaks: 100  
 Stop Thrs : 0 Peak Location: TOP

If leading or trailing edge < 100 prefer < Baseline drop else tangent >  
 Peak separation: 5

Method : Z:\HPCHEM1\BNA F\METHODS\8270-BF072517.M  
 Title : ASP BNA STANDARDS FOR 5 POINT CALIBRATION

35	10.698	1493	1498	1501	rVB3	59982	64909	1.65%	0.215%
36	10.792	1512	1514	1516	rBV	48026	39997	1.02%	0.132%
37	10.892	1527	1531	1534	rBV2	65554	70534	1.80%	0.233%
38	10.998	1545	1549	1553	rVB	1194598	1053125	26.82%	3.482%
39	11.057	1556	1559	1561	rBV	66798	65032	1.66%	0.215%
40	11.110	1565	1568	1571	rVB	42324	41685	1.06%	0.138%
41	11.233	1583	1589	1597	rBV	270234	402752	10.26%	1.332%
42	11.298	1597	1600	1602	rVV2	59525	62681	1.60%	0.207%
43	11.339	1605	1607	1610	rVB	57568	51422	1.31%	0.170%
44	11.557	1641	1644	1646	rVV	168456	154168	3.93%	0.510%
45	11.610	1650	1653	1659	rVB	189622	186144	4.74%	0.615%
46	11.680	1662	1665	1668	rBV3	39045	48051	1.22%	0.159%
47	12.063	1727	1730	1736	rVB5	31528	40998	1.04%	0.136%
48	12.204	1750	1754	1757	rVB	327570	290202	7.39%	0.960%
49	12.339	1773	1777	1785	rBV3	114325	136869	3.49%	0.453%
50	12.427	1785	1792	1795	rVB	170131	179299	4.57%	0.593%
51	12.586	1814	1819	1822	rBV	2283101	2591909	66.00%	8.570%
52	13.621	1991	1995	2002	rVB	708466	676382	17.22%	2.236%
53	14.968	2220	2224	2230	rBV	402624	433629	11.04%	1.434%

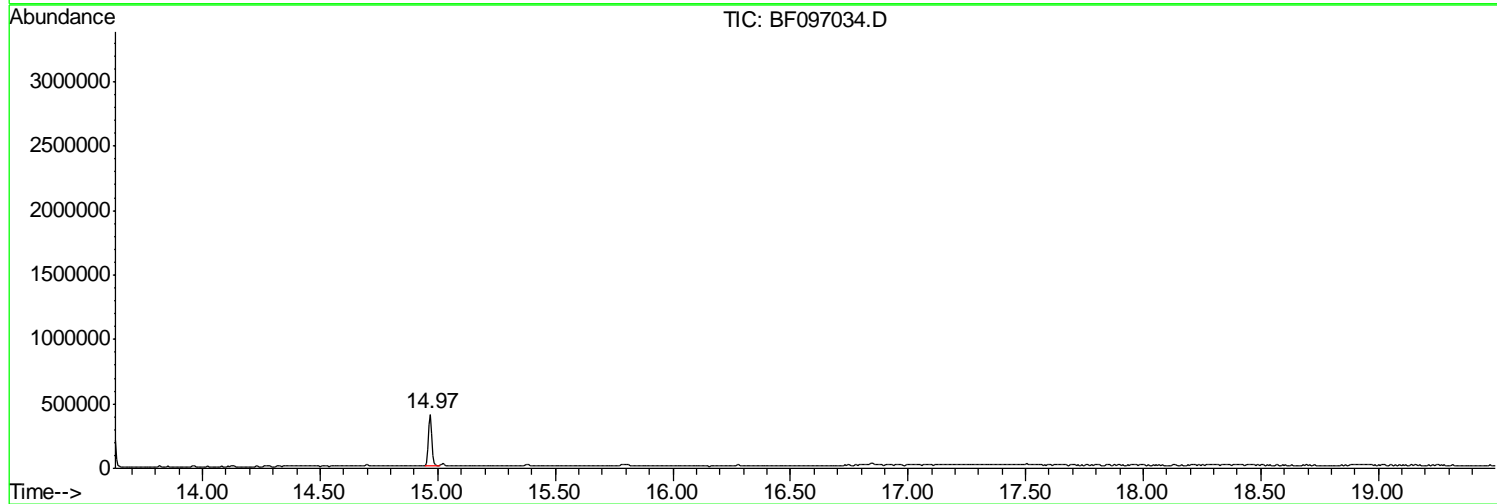
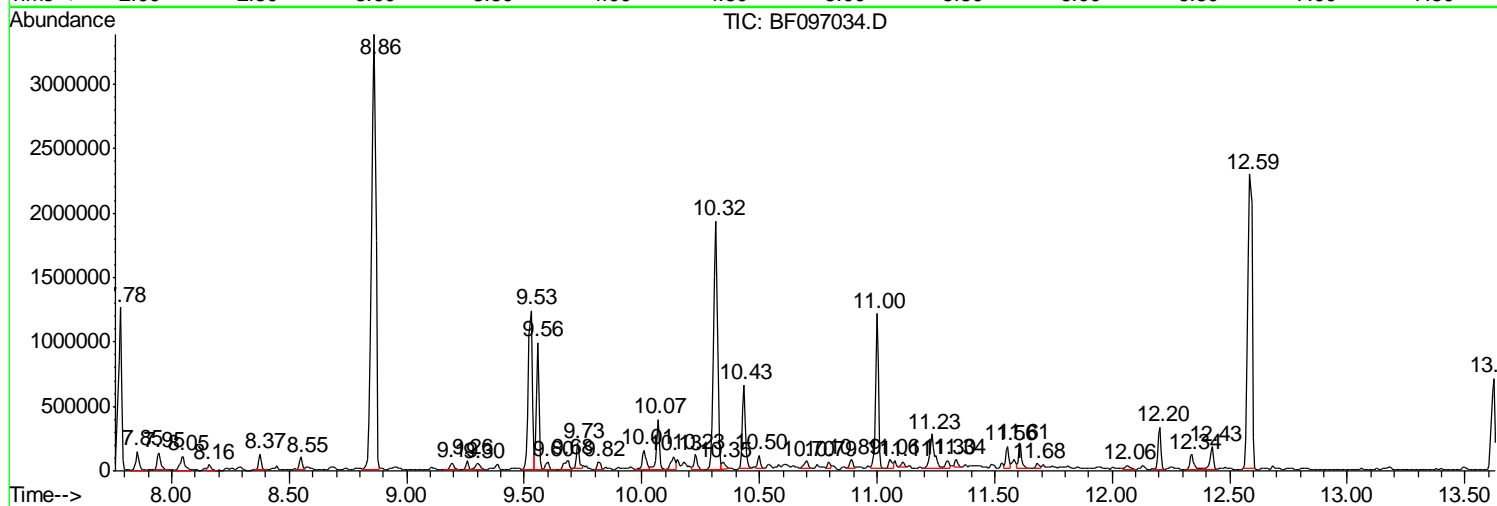
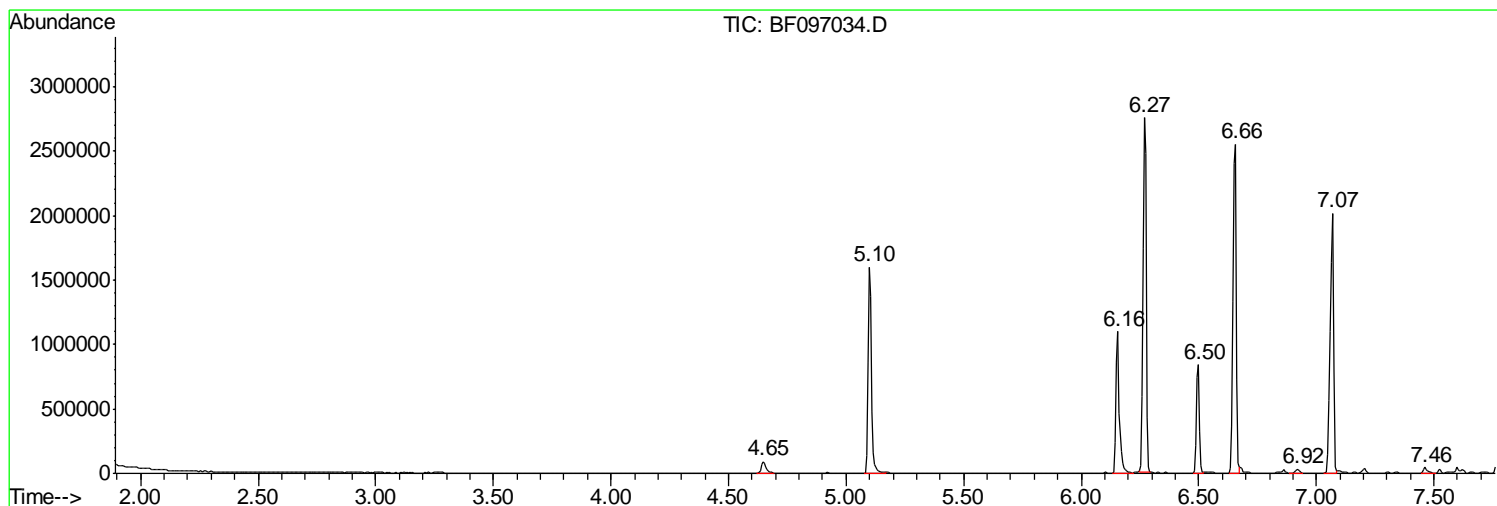
Sum of corrected areas: 30243195

Data Path : Z:\HPCHEM1\BNA F\DATA\BF072517\  
 Data File : BF097034.D  
 Acq On : 25 Jul 2017 17:40  
 Operator : SJ/JU  
 Sample : I4402-07  
 Misc :  
 ALS Vial : 10 Sample Multiplier: 1

**Instrument :**  
 BNA\_F  
**ClientSampleId :**  
 FRAC-TANK-260783

Quant Method : Z:\HPCHEM1\BNA F\METHODS\8270-BF072517.M  
 Quant Title : ASP BNA STANDARDS FOR 5 POINT CALIBRATION

TIC Library : C:\DATABASE\NIST11.L  
 TIC Integration Parameters: LSCINT.P



Data Path : Z:\HPCHEM1\BNA F\DATA\BF072517\  
 Data File : BF097034.D  
 Acq On : 25 Jul 2017 17:40  
 Operator : SJ/JU  
 Sample : I4402-07  
 Misc :  
 ALS Vial : 10 Sample Multiplier: 1

Instrument :  
 BNA\_F  
 ClientSampleID :  
 FRAC-TANK-260783

Quant Method : Z:\HPCHEM1\BNA F\METHODS\8270-BF072517.M  
 Quant Title : ASP BNA STANDARDS FOR 5 POINT CALIBRATION

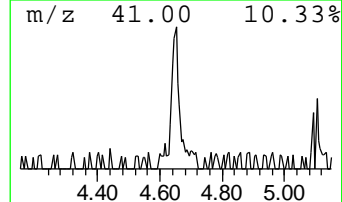
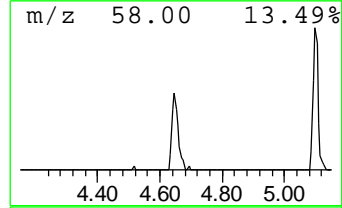
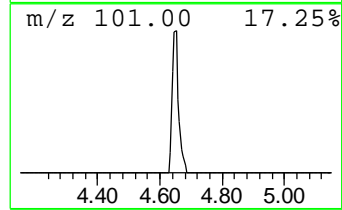
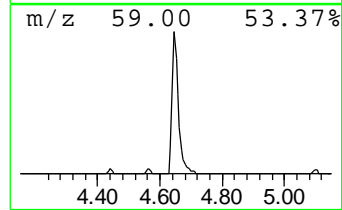
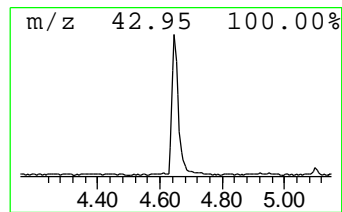
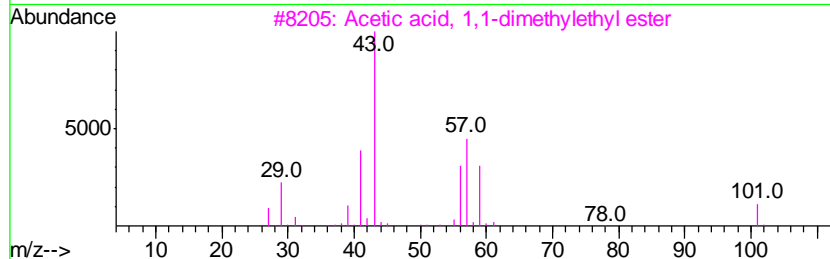
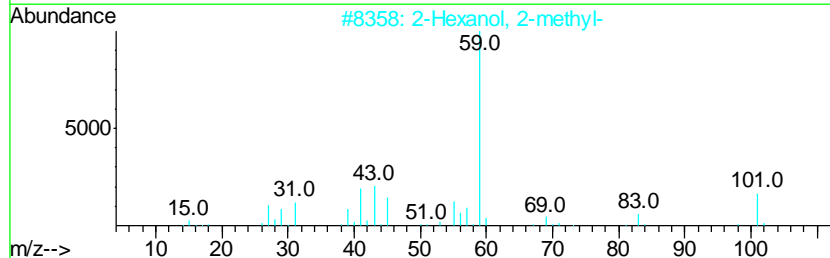
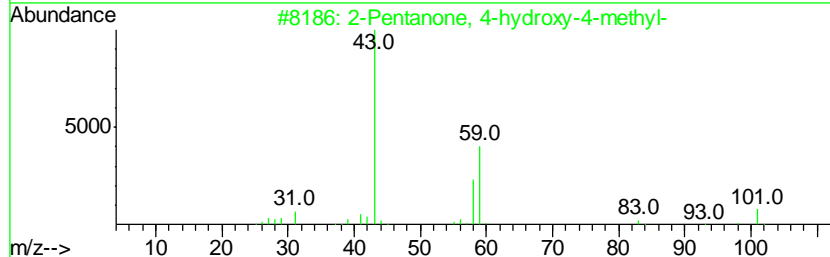
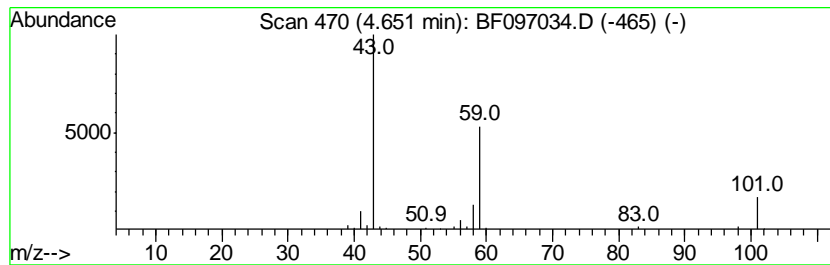
TIC Library : C:\DATABASE\NIST11.L  
 TIC Integration Parameters: LSCINT.P

\*\*\*\*\*  
 Peak Number 1 2-Pentanone, 4-hydroxy-4-me... Concentration Rank 7

R.T.	EstConc	Area	Relative to ISTD	R.T.
4.65	3.15 ng	122832	1,4-Dichlorobenzene-d4	6.50

Hit#	of	Tentative ID	MW	MolForm	CAS#	Qual
1	5	2-Pentanone, 4-hydroxy-4-methyl-	116	C6H12O2	000123-42-2	72
2		2-Hexanol, 2-methyl-	116	C7H16O	000625-23-0	28
3		Acetic acid, 1,1-dimethylethyl e...	116	C6H12O2	000540-88-5	28
4		Butyl aldoxime, 3-methyl-, syn-	101	C5H11NO	005780-40-5	23
5		Ethanone, 1-(2-methylcyclopropyl)-	98	C6H10O	000930-56-3	9



Data Path : Z:\HPCHEM1\BNA F\DATA\BF072517\  
 Data File : BF097034.D  
 Acq On : 25 Jul 2017 17:40  
 Operator : SJ/JU  
 Sample : I4402-07  
 Misc :  
 ALS Vial : 10 Sample Multiplier: 1

Instrument :  
 BNA\_F  
 ClientSampleID :  
 FRAC-TANK-260783

Quant Method : Z:\HPCHEM1\BNA F\METHODS\8270-BF072517.M  
 Quant Title : ASP BNA STANDARDS FOR 5 POINT CALIBRATION

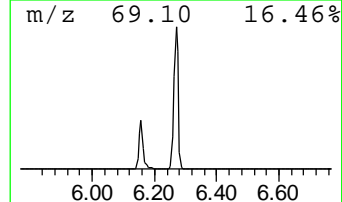
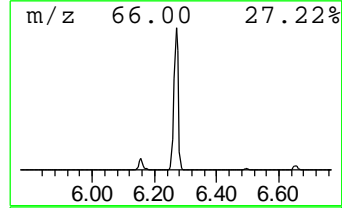
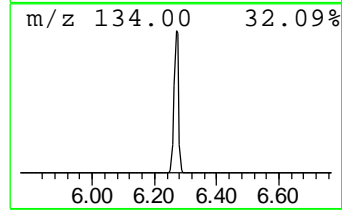
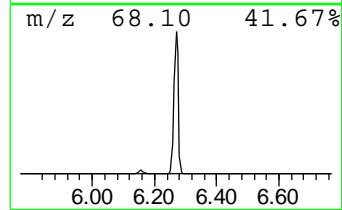
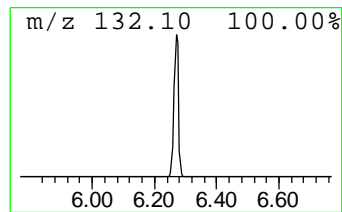
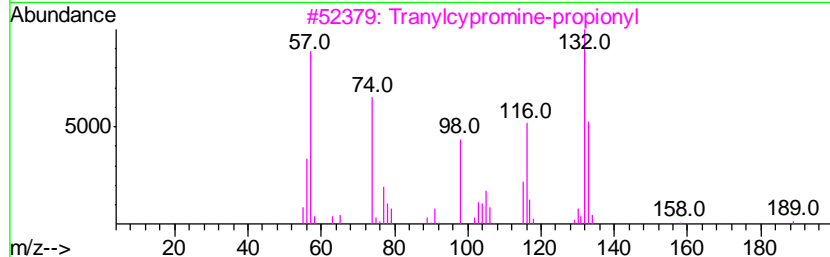
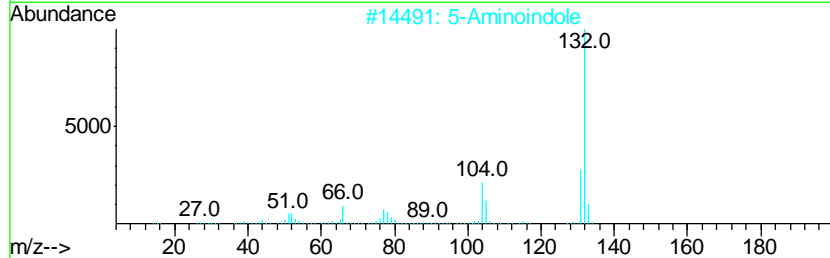
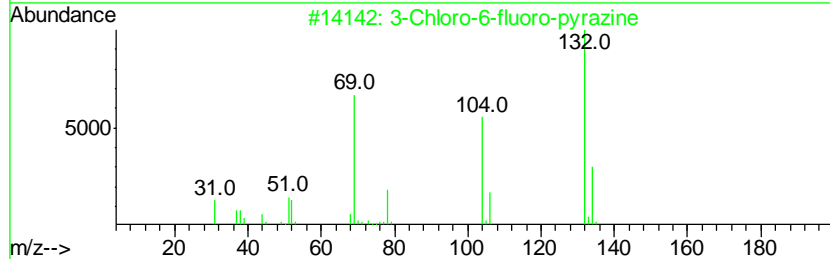
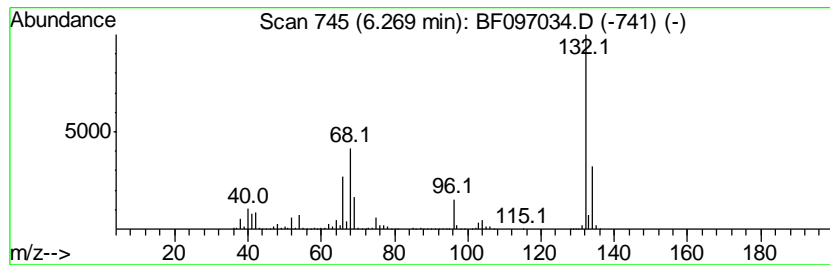
TIC Library : C:\DATABASE\NIST11.L  
 TIC Integration Parameters: LSCINT.P

\*\*\*\*\*  
 Peak Number 2 unknown6.27 Concentration Rank 1

R.T.	EstConc	Area	Relative to ISTD	R.T.
6.27	72.86 ng	2841330	1,4-Dichlorobenzene-d4	6.50

Hit#	of	Tentative ID	MW	MolForm	CAS#	Qual
1	5	3-Chloro-6-fluoro-pyrazine	132	C4H2ClFN2	1000146-10-7	27
2		5-Aminoindole	132	C8H8N2	005192-03-0	12
3		Tranlycypromine-propionyl	189	C12H15NO	1000123-86-3	10
4		5-Fluoro-2-chloropyrimidine	132	C4H2ClFN2	062802-42-0	9
5		4-Methylpyrrolo[1,2-a]pyrazine	132	C8H8N2	064608-60-2	9



Data Path : Z:\HPCHEM1\BNA F\DATA\BF072517\  
 Data File : BF097034.D  
 Acq On : 25 Jul 2017 17:40  
 Operator : SJ/JU  
 Sample : I4402-07  
 Misc :  
 ALS Vial : 10 Sample Multiplier: 1

Instrument :  
 BNA\_F  
 ClientSampleId :  
 FRAC-TANK-260783

Quant Method : Z:\HPCHEM1\BNA F\METHODS\8270-BF072517.M  
 Quant Title : ASP BNA STANDARDS FOR 5 POINT CALIBRATION

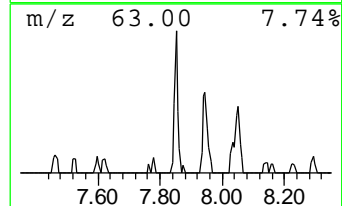
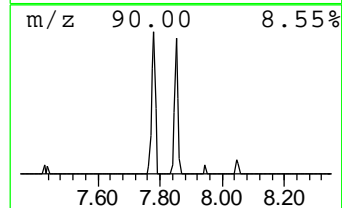
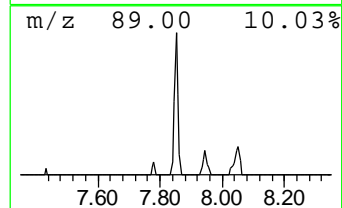
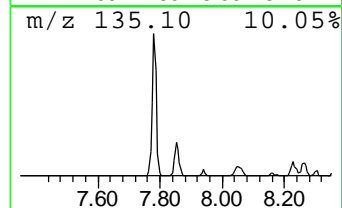
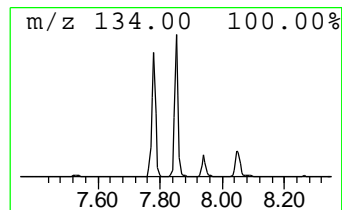
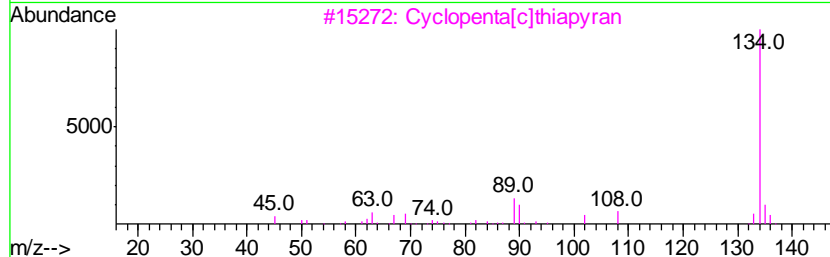
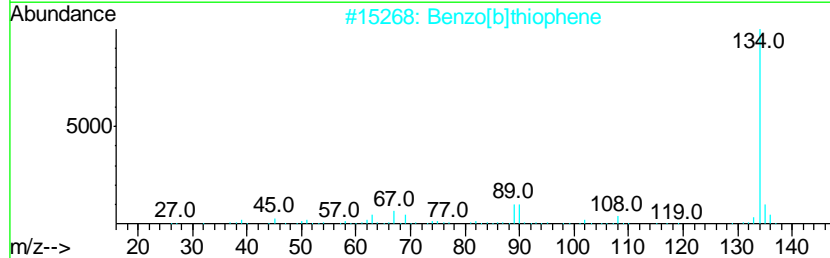
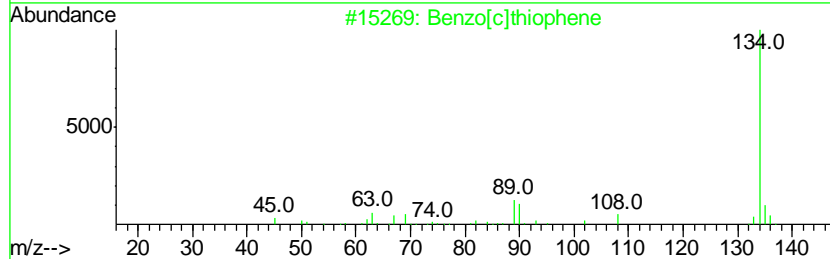
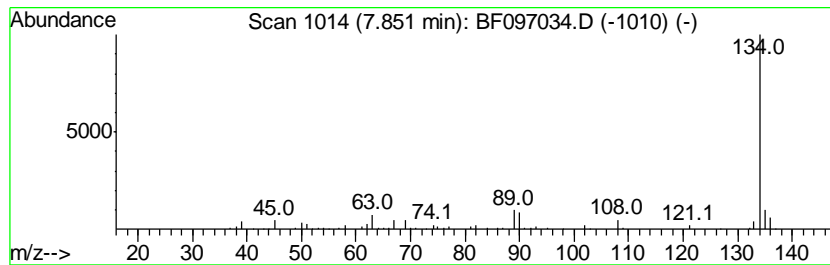
TIC Library : C:\DATABASE\NIST11.L  
 TIC Integration Parameters: LSCINT.P

\*\*\*\*\*  
 Peak Number 4 Benzo[c]thiophene Concentration Rank 11

R.T.	EstConc	Area	Relative to ISTD	R.T.
7.85	2.50 ng	140440	Naphthalene-d8	7.78

Hit#	of	Tentative ID	MW	MolForm	CAS#	Qual
1	5	Benzo[c]thiophene	134	C8H6S	000270-82-6	97
2		Benzo[b]thiophene	134	C8H6S	000095-15-8	95
3		Cyclopenta[c]thiapyran	134	C8H6S	000270-63-3	94
4		[1]Benzothieno[2',3':3,4]cyclobu...	246	C13H10O3S	034002-19-2	74
5		2H-Benzimidazol-2-one, 1,3-dihydro-	134	C7H6N2O	000615-16-7	45



Data Path : Z:\HPCHEM1\BNA F\DATA\BF072517\  
 Data File : BF097034.D  
 Acq On : 25 Jul 2017 17:40  
 Operator : SJ/JU  
 Sample : I4402-07  
 Misc :  
 ALS Vial : 10 Sample Multiplier: 1

Instrument :  
 BNA\_F  
 ClientSampleID :  
 FRAC-TANK-260783

Quant Method : Z:\HPCHEM1\BNA F\METHODS\8270-BF072517.M  
 Quant Title : ASP BNA STANDARDS FOR 5 POINT CALIBRATION

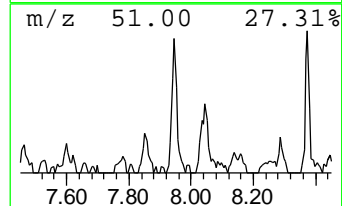
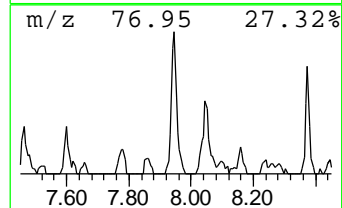
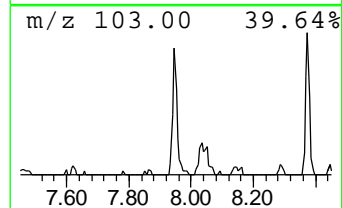
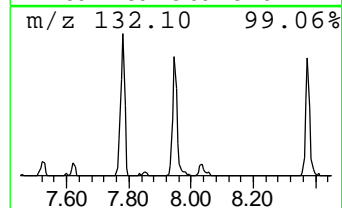
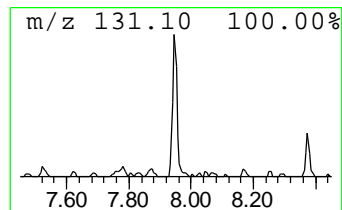
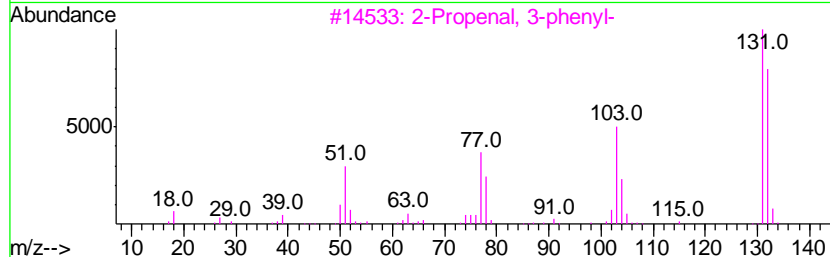
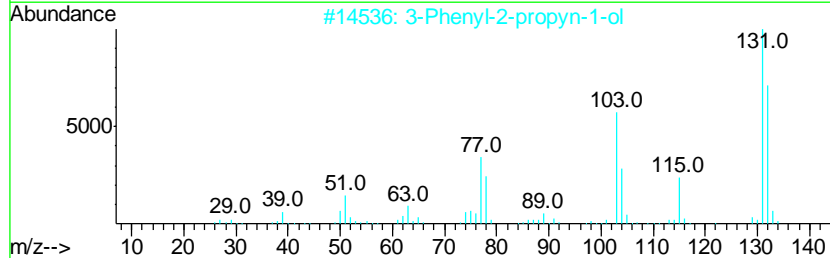
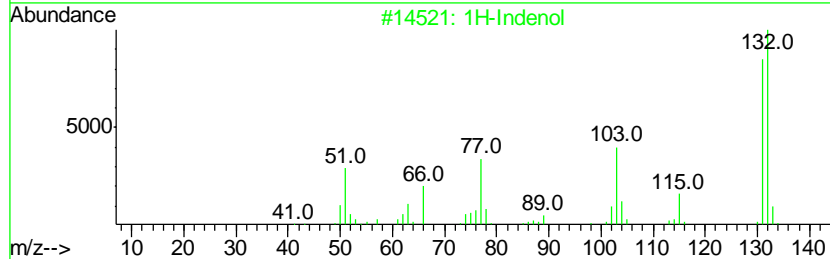
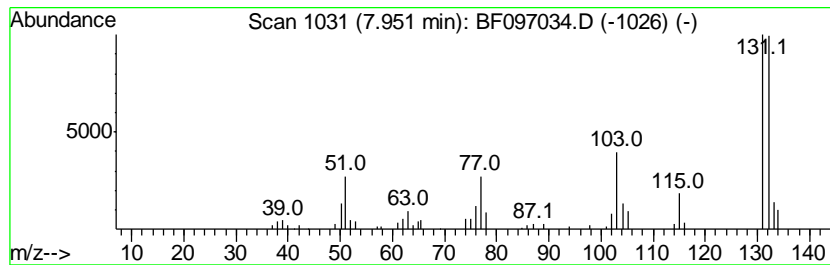
TIC Library : C:\DATABASE\NIST11.L  
 TIC Integration Parameters: LSCINT.P

\*\*\*\*\*  
 Peak Number 5 1H-Indenol Concentration Rank 10

R.T.	EstConc	Area	Relative to ISTD	R.T.
7.95	2.76 ng	155266	Napthalene-d8	7.78

Hit#	of	Tentative ID	MW	MolForm	CAS#	Qual
1	5	1H-Indenol	132	C9H8O	056631-57-3	95
2		3-Phenyl-2-propyn-1-ol	132	C9H8O	001504-58-1	90
3		2-Propenal, 3-phenyl-	132	C9H8O	000104-55-2	87
4		Cinnamaldehyde, (E)-	132	C9H8O	014371-10-9	81
5		Benzofuran, 2-methyl-	132	C9H8O	004265-25-2	68



Data Path : Z:\HPCHEM1\BNA F\DATA\BF072517\  
 Data File : BF097034.D  
 Acq On : 25 Jul 2017 17:40  
 Operator : SJ/JU  
 Sample : I4402-07  
 Misc :  
 ALS Vial : 10 Sample Multiplier: 1

Instrument :  
 BNA\_F  
 ClientSampleID :  
 FRAC-TANK-260783

Quant Method : Z:\HPCHEM1\BNA F\METHODS\8270-BF072517.M  
 Quant Title : ASP BNA STANDARDS FOR 5 POINT CALIBRATION

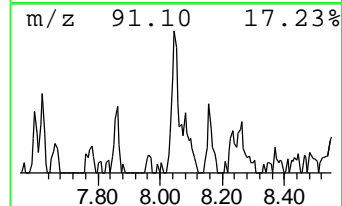
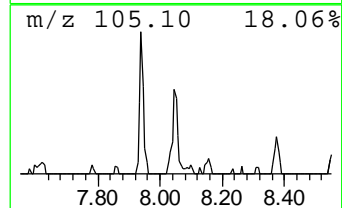
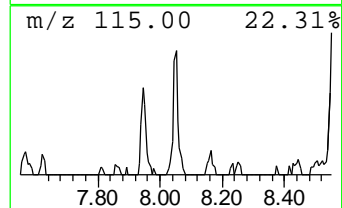
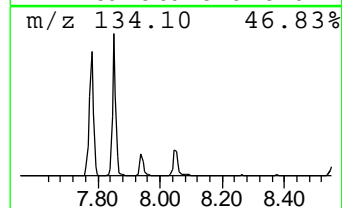
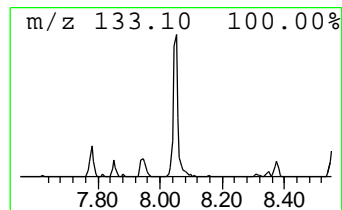
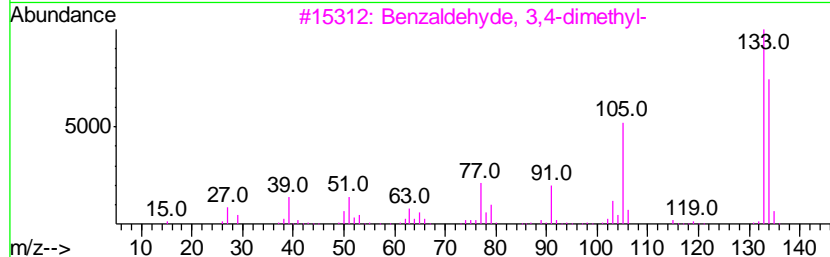
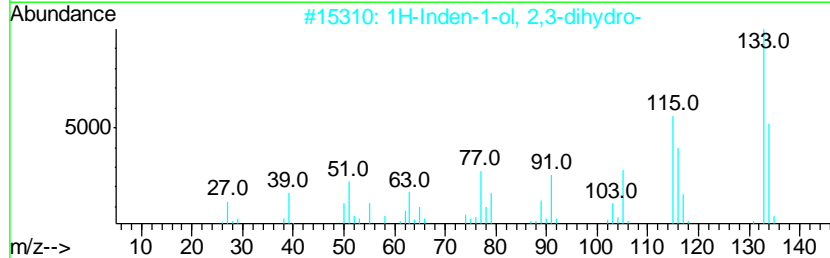
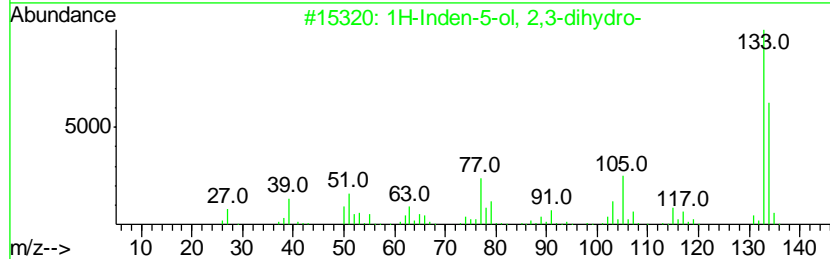
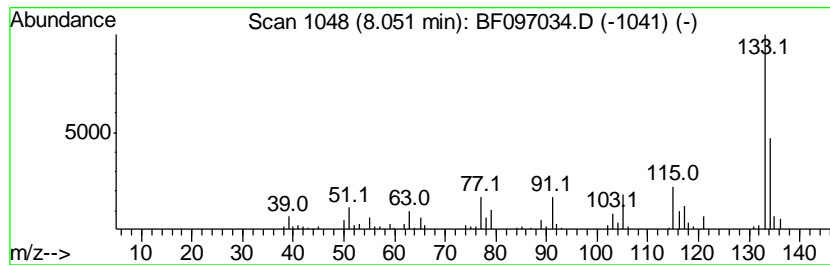
TIC Library : C:\DATABASE\NIST11.L  
 TIC Integration Parameters: LSCINT.P

\*\*\*\*\*  
 Peak Number 6 1H-Inden-5-ol, 2,3-dihydro- Concentration Rank 9

R.T.	EstConc	Area	Relative to ISTD	R.T.
8.05	2.79 ng	157180	Napthalene-d8	7.78

Hit#	of	Tentative ID	MW	MolForm	CAS#	Qual
1	5	1H-Inden-5-ol, 2,3-dihydro-	134	C9H10O	001470-94-6	89
2		1H-Inden-1-ol, 2,3-dihydro-	134	C9H10O	006351-10-6	89
3		Benzaldehyde, 3,4-dimethyl-	134	C9H10O	005973-71-7	58
4		Benzaldehyde, 2,4-dimethyl-	134	C9H10O	015764-16-6	49
5		Benzene, 1-isocyanato-4-methyl-	133	C8H7NO	000622-58-2	46





Data Path : Z:\HPCHEM1\BNA F\DATA\BF072517\  
 Data File : BF097034.D  
 Acq On : 25 Jul 2017 17:40  
 Operator : SJ/JU  
 Sample : I4402-07  
 Misc :  
 ALS Vial : 10 Sample Multiplier: 1

Instrument :  
 BNA\_F  
 ClientSampleId :  
 FRAC-TANK-260783

Quant Method : Z:\HPCHEM1\BNA F\METHODS\8270-BF072517.M  
 Quant Title : ASP BNA STANDARDS FOR 5 POINT CALIBRATION

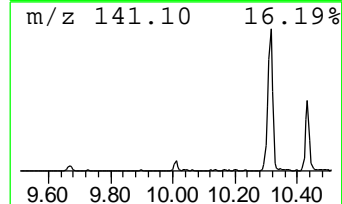
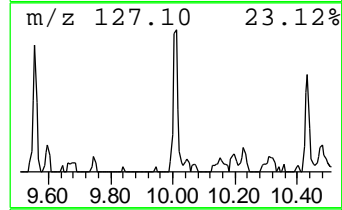
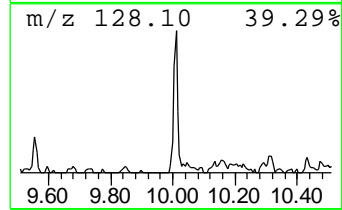
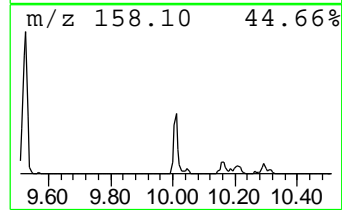
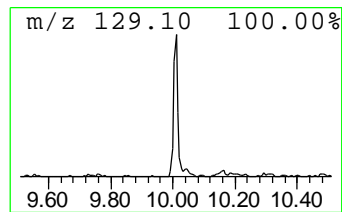
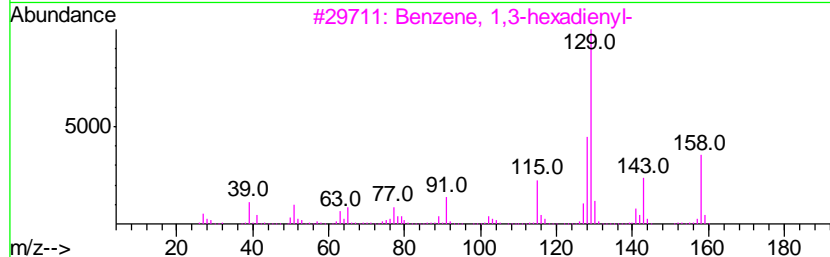
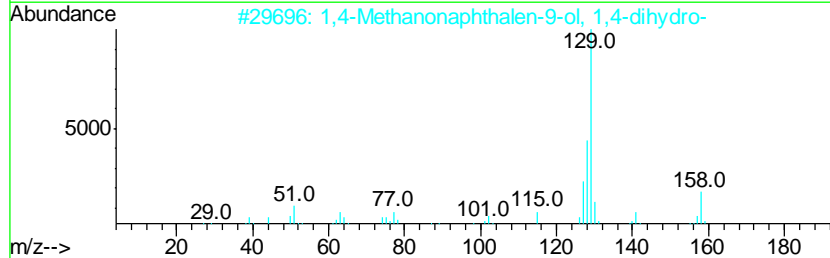
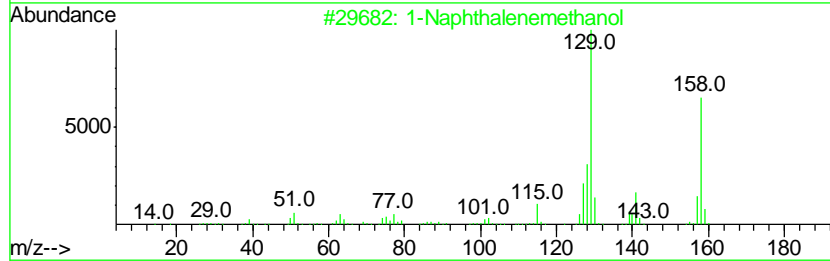
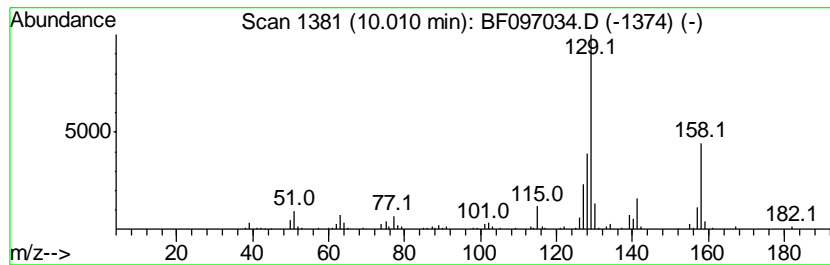
TIC Library : C:\DATABASE\NIST11.L  
 TIC Integration Parameters: LSCINT.P

\*\*\*\*\*  
 Peak Number 7 1-Naphthalenemethanol Concentration Rank 6

R.T.	EstConc	Area	Relative to ISTD	R.T.
10.01	3.23 ng	194893	Acenaphthene-d10	9.53

Hit#	of	Tentative ID	MW	MolForm	CAS#	Qual
1	5	1-Naphthalenemethanol	158	C11H10O	004780-79-4	94
2		1,4-Methanonaphthalen-9-ol, 1,4-...	158	C11H10O	004796-33-2	91
3		Benzene, 1,3-hexadienyl-	158	C12H14	041635-77-2	80
4		1,4-Ethanonaphthalene, 1,2,3,4-t...	158	C12H14	004175-52-4	59
5		(1-Ethylbuta-1,3-dienyl)benzene	158	C12H14	1000210-05-6	56



Data Path : Z:\HPCHEM1\BNA F\DATA\BF072517\  
 Data File : BF097034.D  
 Acq On : 25 Jul 2017 17:40  
 Operator : SJ/JU  
 Sample : I4402-07  
 Misc :  
 ALS Vial : 10 Sample Multiplier: 1

Instrument :  
 BNA\_F  
 ClientSampleId :  
 FRAC-TANK-260783

Quant Method : Z:\HPCHEM1\BNA F\METHODS\8270-BF072517.M  
 Quant Title : ASP BNA STANDARDS FOR 5 POINT CALIBRATION

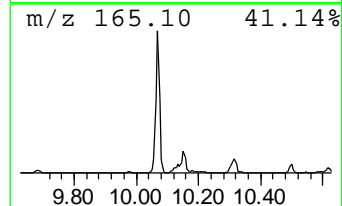
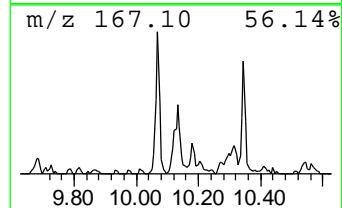
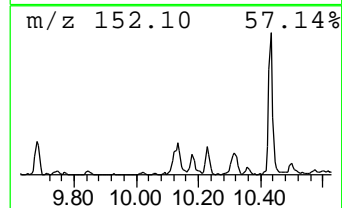
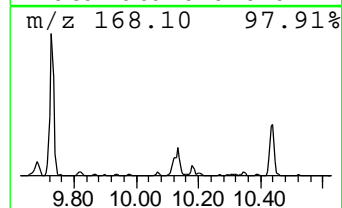
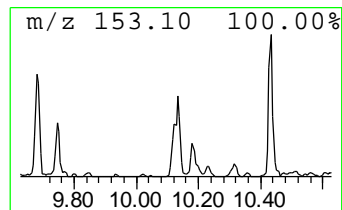
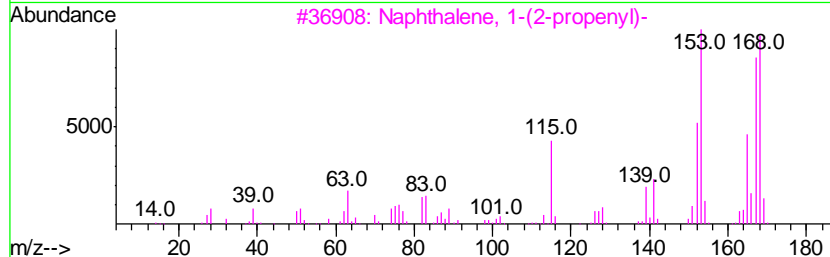
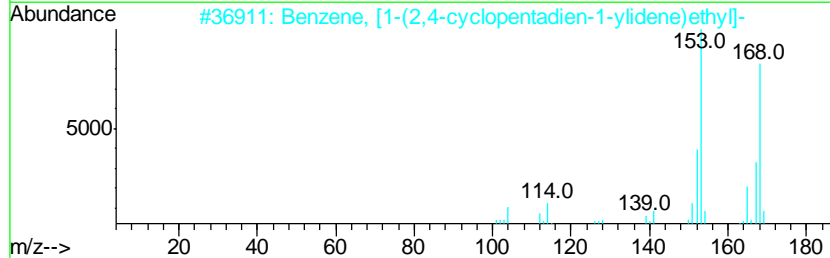
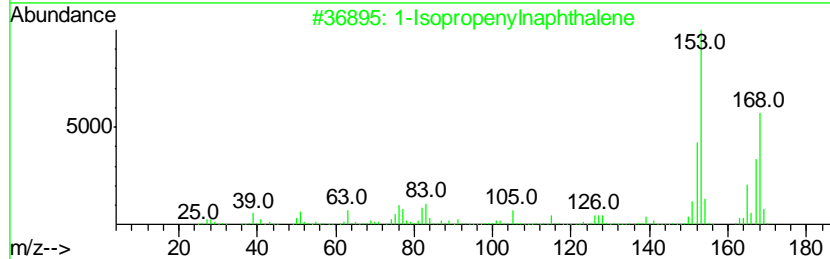
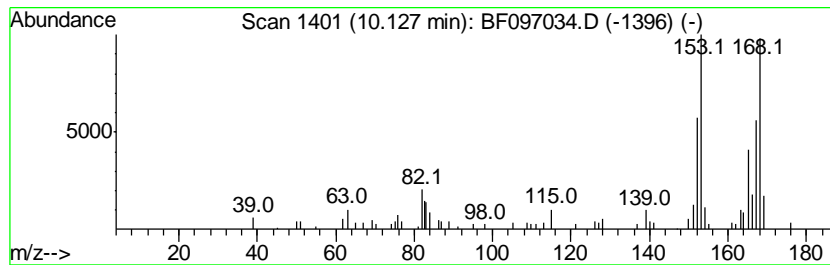
TIC Library : C:\DATABASE\NIST11.L  
 TIC Integration Parameters: LSCINT.P

\*\*\*\*\*  
 Peak Number 8 1-Isopropenylnaphthalene Concentration Rank 12

R.T.	EstConc	Area	Relative to ISTD	R.T.
10.13	2.36 ng	142536	Acenaphthene-d10	9.53

Hit#	of	Tentative ID	MW	MolForm	CAS#	Qual
1	5	1-Isopropenylnaphthalene	168	C13H12	001855-47-6	95
2		Benzene, [1-(2,4-cyclopentadien-...	168	C13H12	002320-32-3	68
3		Naphthalene, 1-(2-propenyl)-	168	C13H12	002489-86-3	58
4		1,1'-Biphenyl, 3-methyl-	168	C13H12	000643-93-6	55
5		Naphthalene, 2-(1-methylethenyl)-	168	C13H12	003710-23-4	53



Data Path : Z:\HPCHEM1\BNA F\DATA\BF072517\  
 Data File : BF097034.D  
 Acq On : 25 Jul 2017 17:40  
 Operator : SJ/JU  
 Sample : I4402-07  
 Misc :  
 ALS Vial : 10 Sample Multiplier: 1

Instrument :  
 BNA\_F  
 ClientSampleID :  
 FRAC-TANK-260783

Quant Method : Z:\HPCHEM1\BNA F\METHODS\8270-BF072517.M  
 Quant Title : ASP BNA STANDARDS FOR 5 POINT CALIBRATION

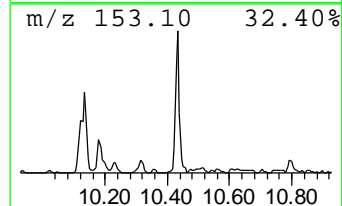
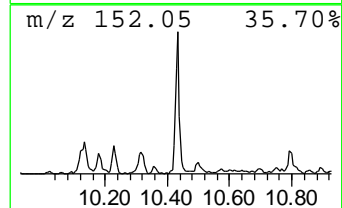
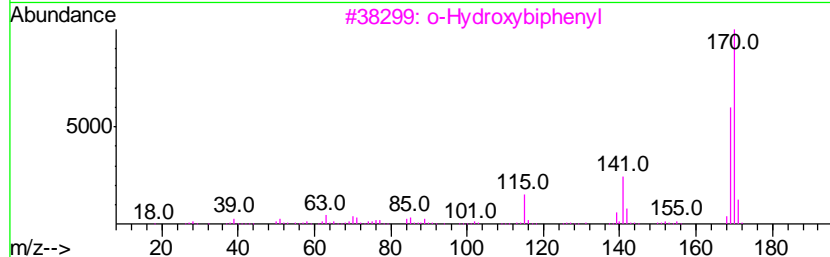
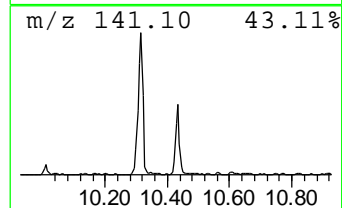
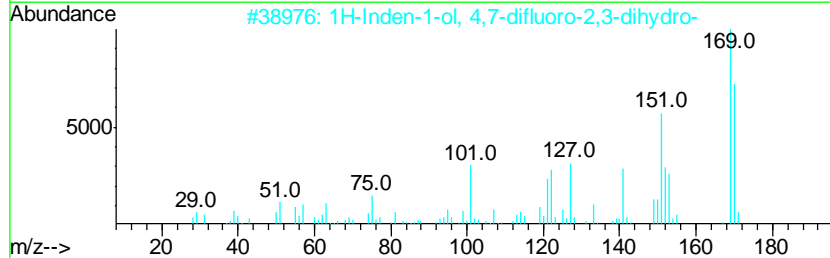
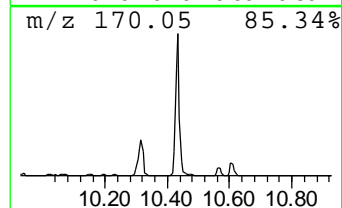
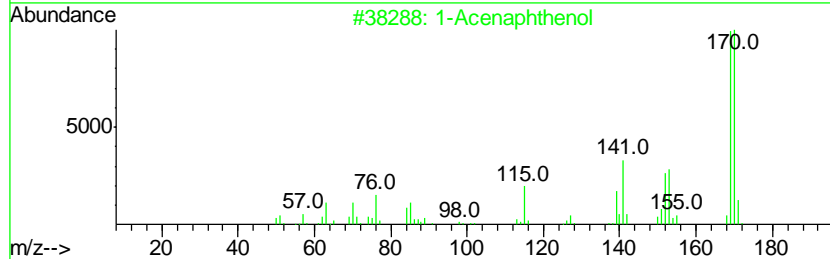
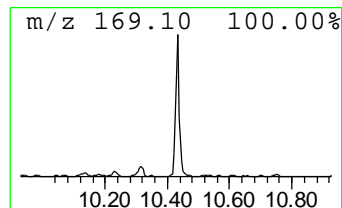
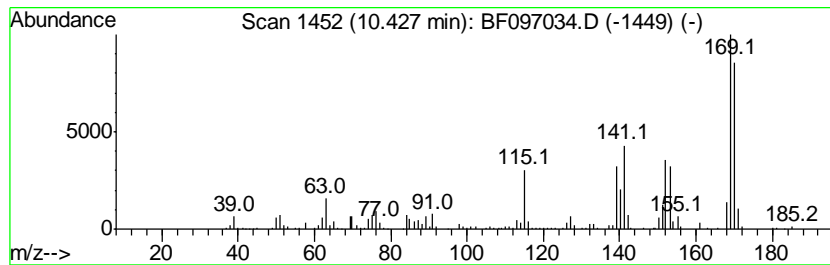
TIC Library : C:\DATABASE\NIST11.L  
 TIC Integration Parameters: LSCINT.P

\*\*\*\*\*  
 Peak Number 9 1-Acenaphthenol Concentration Rank 3

R.T.	EstConc	Area	Relative to ISTD	R.T.
10.43	12.10 ng	637139	Phenanthrene-d10	11.00

Hit#	of	Tentative ID	MW	MolForm	CAS#	Qual
1	5	1-Acenaphthenol	170	C12H10O	006306-07-6	95
2		1H-Inden-1-ol, 4,7-difluoro-2,3-...	170	C9H8F2O	130408-17-2	52
3		o-Hydroxybiphenyl	170	C12H10O	000090-43-7	43
4		5-Chloro-2-methoxy-2,4,6-cyclohe...	170	C8H7ClO2	013187-38-7	43
5		Naphthalene, 1-isocyanato-	169	C11H7NO	000086-84-0	38



Data Path : Z:\HPCHEM1\BNA F\DATA\BF072517\  
 Data File : BF097034.D  
 Acq On : 25 Jul 2017 17:40  
 Operator : SJ/JU  
 Sample : I4402-07  
 Misc :  
 ALS Vial : 10 Sample Multiplier: 1

Instrument :  
 BNA\_F  
 ClientSampleId :  
 FRAC-TANK-260783

Quant Method : Z:\HPCHEM1\BNA F\METHODS\8270-BF072517.M  
 Quant Title : ASP BNA STANDARDS FOR 5 POINT CALIBRATION

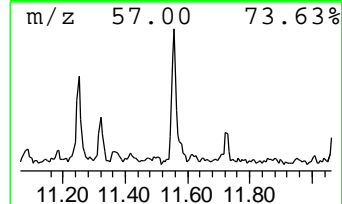
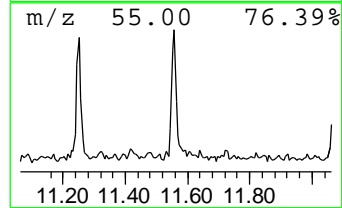
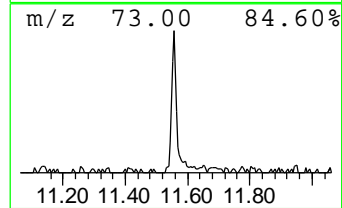
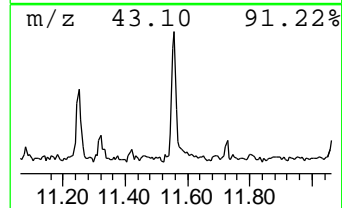
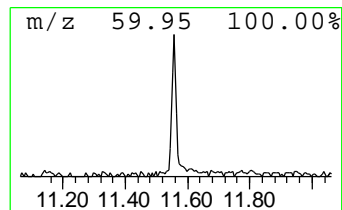
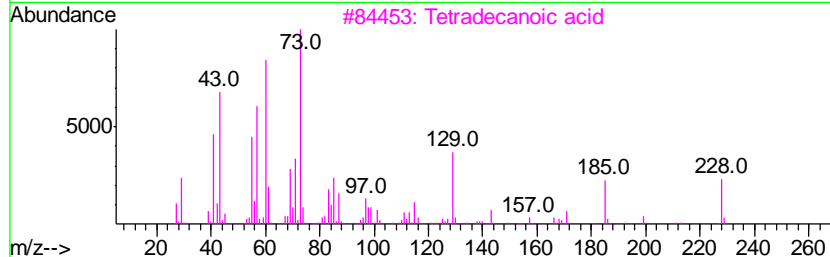
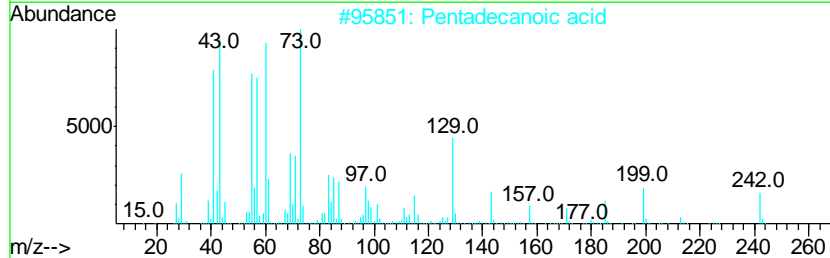
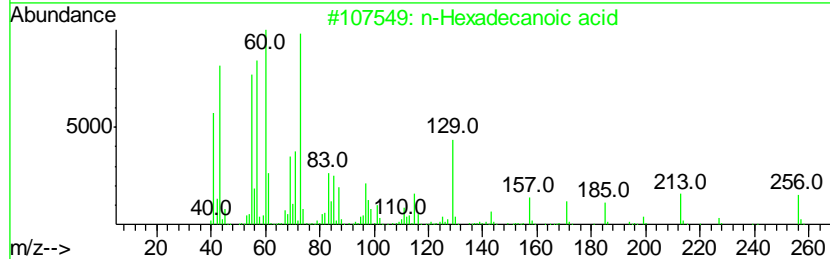
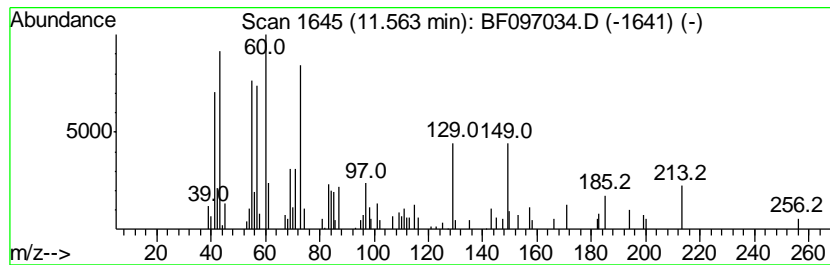
TIC Library : C:\DATABASE\NIST11.L  
 TIC Integration Parameters: LSCINT.P

\*\*\*\*\*  
 Peak Number 10 n-Hexadecanoic acid Concentration Rank 8

R.T.	EstConc	Area	Relative to ISTD	R.T.
11.56	2.93 ng	154168	Phenanthrene-d10	11.00

Hit#	of	Tentative ID	MW	MolForm	CAS#	Qual
1	5	n-Hexadecanoic acid	256	C16H32O2	000057-10-3	93
2		Pentadecanoic acid	242	C15H30O2	001002-84-2	87
3		Tetradecanoic acid	228	C14H28O2	000544-63-8	80
4		Undecanoic acid	186	C11H22O2	000112-37-8	72
5		Tridecanoic acid	214	C13H26O2	000638-53-9	72



Data Path : Z:\HPCHEM1\BNA F\DATA\BF072517\  
 Data File : BF097034.D  
 Acq On : 25 Jul 2017 17:40  
 Operator : SJ/JU  
 Sample : I4402-07  
 Misc :  
 ALS Vial : 10 Sample Multiplier: 1

Instrument :  
 BNA\_F  
 ClientSampleId :  
 FRAC-TANK-260783

Quant Method : Z:\HPCHEM1\BNA F\METHODS\8270-BF072517.M  
 Quant Title : ASP BNA STANDARDS FOR 5 POINT CALIBRATION

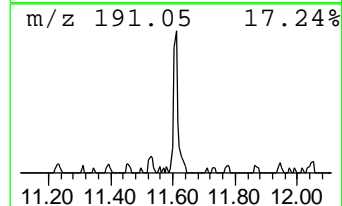
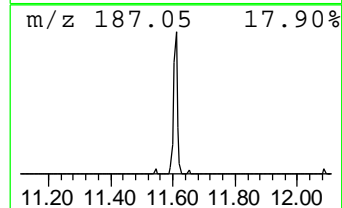
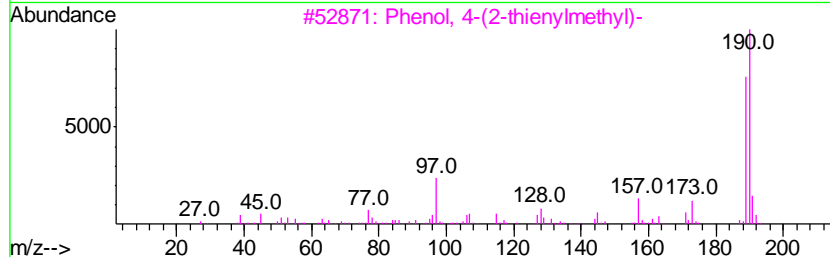
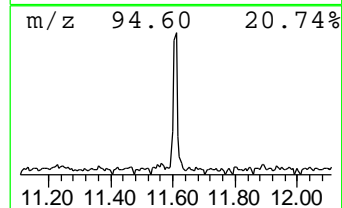
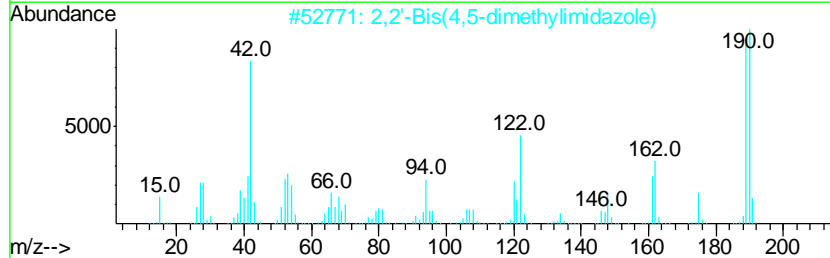
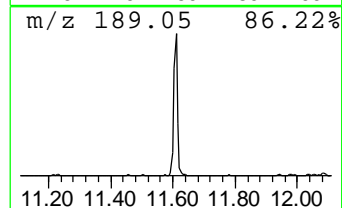
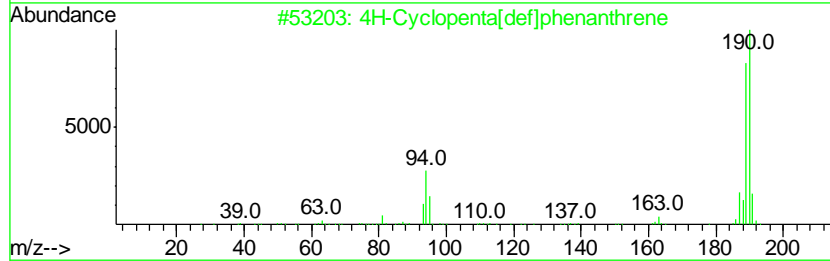
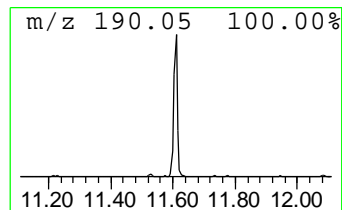
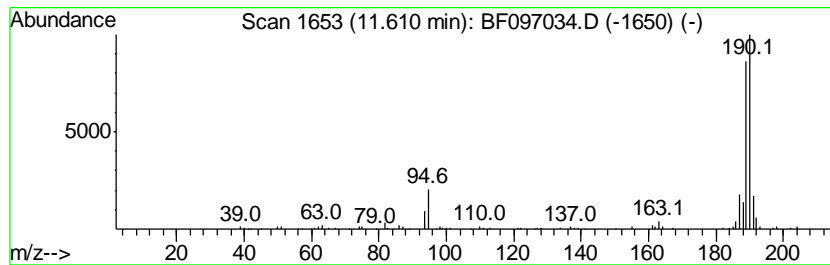
TIC Library : C:\DATABASE\NIST11.L  
 TIC Integration Parameters: LSCINT.P

\*\*\*\*\*  
 Peak Number 11 4H-Cyclopenta[def]phenanthrene Concentration Rank 5

R.T.	EstConc	Area	Relative to ISTD	R.T.
11.61	3.54 ng	186144	Phenanthrene-d10	11.00

Hit#	of	Tentative ID	MW	MolForm	CAS#	Qual
1	5	4H-Cyclopenta[def]phenanthrene	190	C15H10	000203-64-5	97
2		2,2'-Bis(4,5-dimethylimidazole)	190	C10H14N4	069286-06-2	72
3		Phenol, 4-(2-thienylmethyl)-	190	C11H10OS	091680-55-6	64
4		8H-Cyclopenta[d][1,2,4]triazolo[...]	190	C9H10N4O	1000337-56-4	50
5		Thiophene-3-carboxaldehyde, 5-ch...	190	C5H4BClO3S	036155-87-0	45



Data Path : Z:\HPCHEM1\BNA F\DATA\BF072517\  
 Data File : BF097034.D  
 Acq On : 25 Jul 2017 17:40  
 Operator : SJ/JU  
 Sample : I4402-07  
 Misc :  
 ALS Vial : 10 Sample Multiplier: 1

Instrument :  
 BNA\_F  
 ClientSampleId :  
 FRAC-TANK-260783

Quant Method : Z:\HPCHEM1\BNA F\METHODS\8270-BF072517.M  
 Quant Title : ASP BNA STANDARDS FOR 5 POINT CALIBRATION

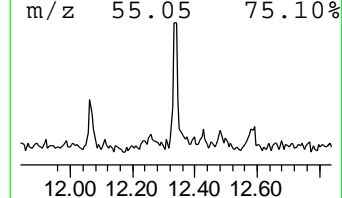
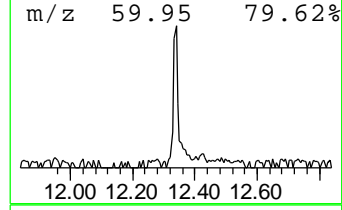
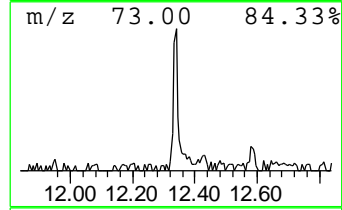
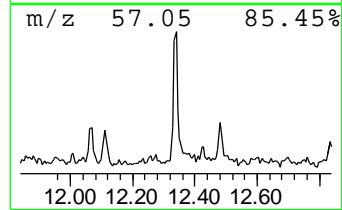
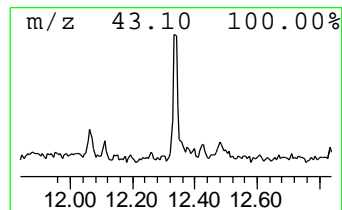
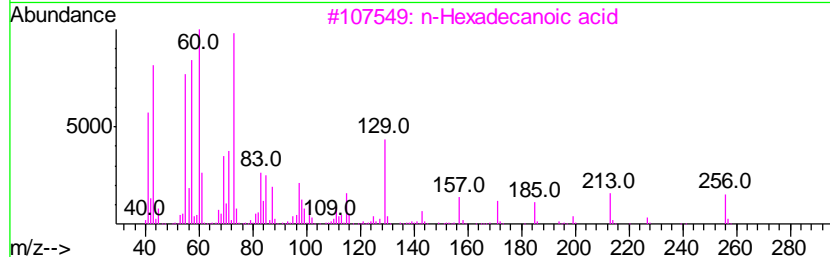
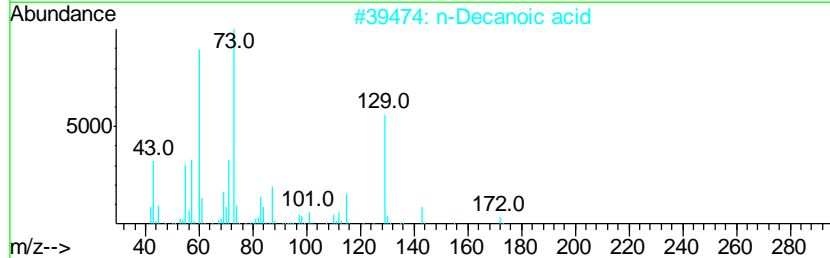
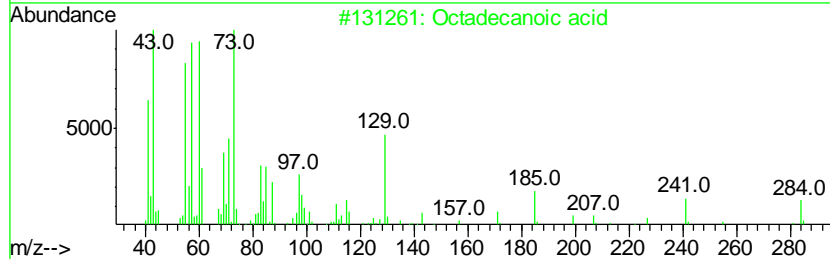
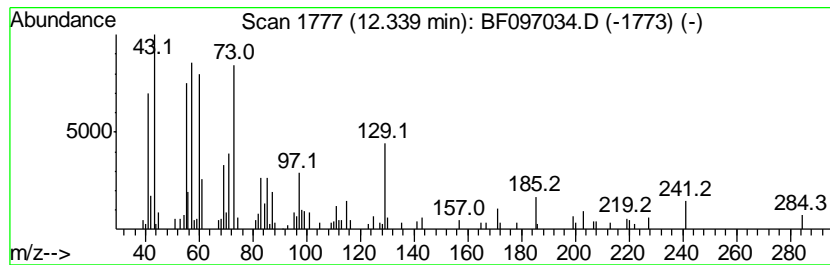
TIC Library : C:\DATABASE\NIST11.L  
 TIC Integration Parameters: LSCINT.P

\*\*\*\*\*  
 Peak Number 12 Octadecanoic acid Concentration Rank 4

R.T.	EstConc	Area	Relative to ISTD	R.T.
12.34	4.05 ng	136869	Chrysene-d12	13.62

Hit#	of	Tentative ID	MW	MolForm	CAS#	Qual
1	5	Octadecanoic acid	284	C18H36O2	000057-11-4	98
2		n-Decanoic acid	172	C10H20O2	000334-48-5	93
3		n-Hexadecanoic acid	256	C16H32O2	000057-10-3	90
4		Pentadecanoic acid	242	C15H30O2	001002-84-2	86
5		Undecanoic acid	186	C11H22O2	000112-37-8	81



Data Path : Z:\HPCHEM1\BNA\_F\DATA\BF072517\  
 Data File : BF097034.D  
 Acq On : 25 Jul 2017 17:40  
 Operator : SJ/JU  
 Sample : I4402-07  
 Misc :  
 ALS Vial : 10 Sample Multiplier: 1

Instrument :  
 BNA\_F  
 ClientSampleId :  
 FRAC-TANK-260783

Quant Method : Z:\HPCHEM1\BNA\_F\METHODS\8270-BF072517.M  
 Quant Title : ASP BNA STANDARDS FOR 5 POINT CALIBRATION

TIC Library : C:\DATABASE\NIST11.L  
 TIC Integration Parameters: LSCINT.P

TIC Top Hit name	RT	EstConc	Units	Response	--Internal Standard--			
					#	RT	Resp	Conc
2-Pentanone, 4-hy...	4.65	3.1	ng	122832	1	6.50	779945	20.0
unknown6.27	6.27	72.9	ng	2841330	1	6.50	779945	20.0
Benzo[c]thiophene	7.85	2.5	ng	140440	2	7.78	1125570	20.0
1H-Indenol	7.95	2.8	ng	155266	2	7.78	1125570	20.0
1H-Inden-5-ol, 2,...	8.05	2.8	ng	157180	2	7.78	1125570	20.0
1-Naphthalenemeth...	10.01	3.2	ng	194893	3	9.53	1206300	20.0
1-Isopropenylnaph...	10.13	2.4	ng	142536	3	9.53	1206300	20.0
1-Acenaphthenol	10.43	12.1	ng	637139	4	11.00	1053130	20.0
n-Hexadecanoic acid	11.56	2.9	ng	154168	4	11.00	1053130	20.0
4H-Cyclopenta[def...	11.61	3.5	ng	186144	4	11.00	1053130	20.0
Octadecanoic acid	12.34	4.0	ng	136869	5	13.62	676382	20.0