LSC Area Percent Report

Data Path : Z:\HPCHEM1\BNA F\DATA\BF072617\
Data File : BF097116.D
Acq On : 27 Jul 2017 10:25
Operator : SJ/JU
Sample : I4443-14 10X
Misc :
ALS Vial : 34 Sample Multiplier: 1

Instrument :
BNA_F
ClientSampleId :
E2-M8-BASE

Integration Parameters: rteint.p
Integrator: RTE
Smoothing : ON Filtering: 5
Sampling : 1 Min Area: 3 % of largest Peak
Start Thrs: 0.2 Max Peaks: 100
Stop Thrs : 0 Peak Location: TOP

If leading or trailing edge < 100 prefer < Baseline drop else tangent >
Peak separation: 5

Method : Z:\HPCHEM1\BNA_F\METHODS\8270-BF072517.M
Title : ASP BNA STANDARDS FOR 5 POINT CALIBRATION

Signal : TIC

peak #	R.T. min	first scan	max scan	last scan	PK TY	peak height	corr. area	corr. % max.	% of total
1	4.622	463	465	474	rBV	16884	24338	2.82%	0.334%
2	5.093	542	545	554	rBV	214623	252263	29.27%	3.460%
3	6.157	722	726	736	rBV	244535	297523	34.52%	4.081%
4	6.234	736	739	742	rVV	61402	51858	6.02%	0.711%
5	6.269	742	745	752	rVB	298214	277596	32.20%	3.808%
6	6.493	780	783	791	rBV	749581	662152	76.82%	9.083%
7	6.651	806	810	822	rVB2	213278	229611	26.64%	3.150%
8	7.057	877	879	888	rVB	138486	134351	15.59%	1.843%
9	7.604	967	972	979	rVB3	9145	17713	2.05%	0.243%
10	7.734	991	994	998	rBV	15125	14132	1.64%	0.194%
11	7.781	998	1002	1004	rVV	891601	851627	98.80%	11.682%
12	7.798	1004	1005	1010	rVB	64596	42431	4.92%	0.582%
13	8.163	1064	1067	1072	rVB2	15707	17362	2.01%	0.238%
14	8.492	1119	1123	1127	rVB	59493	48613	5.64%	0.667%
15	8.586	1134	1139	1143	rVB2	37138	35935	4.17%	0.493%
16	8.857	1181	1185	1188	rBV	286707	240748	27.93%	3.302%
17	8.957	1199	1202	1206	rVB	14171	13646	1.58%	0.187%
18	9.057	1215	1219	1226	rVB3	6564	9822	1.14%	0.135%
19	9.122	1226	1230	1233	rBV3	14712	19738	2.29%	0.271%
20	9.186	1236	1241	1244	rBV2	16390	21792	2.53%	0.299%
21	9.257	1251	1253	1258	rVB2	23307	21450	2.49%	0.294%
22	9.481	1287	1291	1294	rBV2	10900	11398	1.32%	0.156%
23	9.522	1294	1298	1302	rVV	713862	666209	77.29%	9.138%
24	9.551	1302	1303	1308	rVB3	8168	9653	1.12%	0.132%
25	9.639	1314	1318	1321	rBV5	6997	10137	1.18%	0.139%
26	9.775	1336	1341	1344	rVB6	8112	10668	1.24%	0.146%
27	9.981	1373	1376	1378	rVB2	15229	11907	1.38%	0.163%
28	10.204	1408	1414	1420	rBV4	9149	18852	2.19%	0.259%
29	10.310	1429	1432	1436	rBV	115274	96704	11.22%	1.326%
30	10.622	1481	1485	1488	rBV	1000071	861989	100.00%	11.824%
31	10.880	1527	1529	1531	rBV2	25425	24197	2.81%	0.332%
32	10.998	1545	1549	1552	rBV	673149	547914	63.56%	7.516%
33	11.075	1560	1562	1565	rVB	16708	14655	1.70%	0.201%
34	11.504	1631	1635	1638	rBV4	7143	10972	1.27%	0.151%

LSC Area Percent Report

Data Path : Z:\HPCHEM1\BNA F\DATA\BF072617\
Data File : BF097116.D
Acq On : 27 Jul 2017 10:25
Operator : SJ/JU
Sample : I4443-14 10X
Misc :
ALS Vial : 34 Sample Multiplier: 1

Instrument :
BNA_F
ClientSampleId :
E2-M8-BASE

Integration Parameters: rteint.p
Integrator: RTE
Smoothing : ON Filtering: 5
Sampling : 1 Min Area: 3 % of largest Peak
Start Thrs: 0.2 Max Peaks: 100
Stop Thrs : 0 Peak Location: TOP

If leading or trailing edge < 100 prefer < Baseline drop else tangent >
Peak separation: 5

Method : Z:\HPCHEM1\BNA_F\METHODS\8270-BF072517.M
Title : ASP BNA STANDARDS FOR 5 POINT CALIBRATION

35	11.557	1641	1644	1646	rBV4	17042	22844	2.65%	0.313%
36	12.051	1723	1728	1732	rBV7	11448	26637	3.09%	0.365%
37	12.204	1751	1754	1757	rBV	25477	22377	2.60%	0.307%
38	12.257	1757	1763	1769	rBV9	16799	38582	4.48%	0.529%
39	12.345	1774	1778	1781	rBV6	10057	18430	2.14%	0.253%
40	12.427	1789	1792	1796	rBV	27483	23812	2.76%	0.327%
41	12.580	1815	1818	1821	rBV	148554	121791	14.13%	1.671%
42	12.669	1831	1833	1837	rVB2	16309	13999	1.62%	0.192%
43	12.733	1842	1844	1846	rBV3	8687	9624	1.12%	0.132%
44	12.869	1864	1867	1871	rBV5	14507	16891	1.96%	0.232%
45	12.980	1884	1886	1887	rBV2	13045	11785	1.37%	0.162%
46	13.074	1900	1902	1907	rVV5	12484	13917	1.61%	0.191%
47	13.127	1908	1911	1915	rVB	35368	34915	4.05%	0.479%
48	13.210	1923	1925	1928	rBV	24165	25966	3.01%	0.356%
49	13.380	1951	1954	1957	rBV2	36897	32734	3.80%	0.449%
50	13.498	1970	1974	1981	rVB4	35942	59006	6.85%	0.809%
51	13.621	1991	1995	1999	rBV	523825	555757	64.47%	7.623%
52	13.692	2003	2007	2009	rBV3	16955	31117	3.61%	0.427%
53	13.821	2025	2029	2031	rBV5	14347	17526	2.03%	0.240%
54	13.910	2042	2044	2048	rBV4	16083	26679	3.10%	0.366%
55	14.016	2060	2062	2065	rBV3	19555	20596	2.39%	0.283%
56	14.127	2078	2081	2087	rBV6	37112	61005	7.08%	0.837%
57	14.263	2102	2104	2106	rBV2	24350	31005	3.60%	0.425%
58	14.974	2221	2225	2231	rVB	379351	428540	49.72%	5.878%
59	18.592	2838	2840	2849	rVB9	14067	23110	2.68%	0.317%
60	18.833	2879	2881	2886	rVB6	16454	21629	2.51%	0.297%

Sum of corrected areas: 7290230

LSC Report - Integrated Chromatogram

Data Path : Z:\HPCHEM1\BNA F\DATA\BF072617\
Data File : BF097116.D
Acq On : 27 Jul 2017 10:25
Operator : SJ/JU
Sample : I4443-14 10X
Misc :
ALS Vial : 34 Sample Multiplier: 1

Instrument :
BNA_F
ClientSampleId :
E2-M8-BASE

Quant Method : Z:\HPCHEM1\BNA_F\METHODS\8270-BF072517.M
Quant Title : ASP BNA STANDARDS FOR 5 POINT CALIBRATION

TIC Library : C:\DATABASE\NIST11.L
TIC Integration Parameters: LSCINT.P

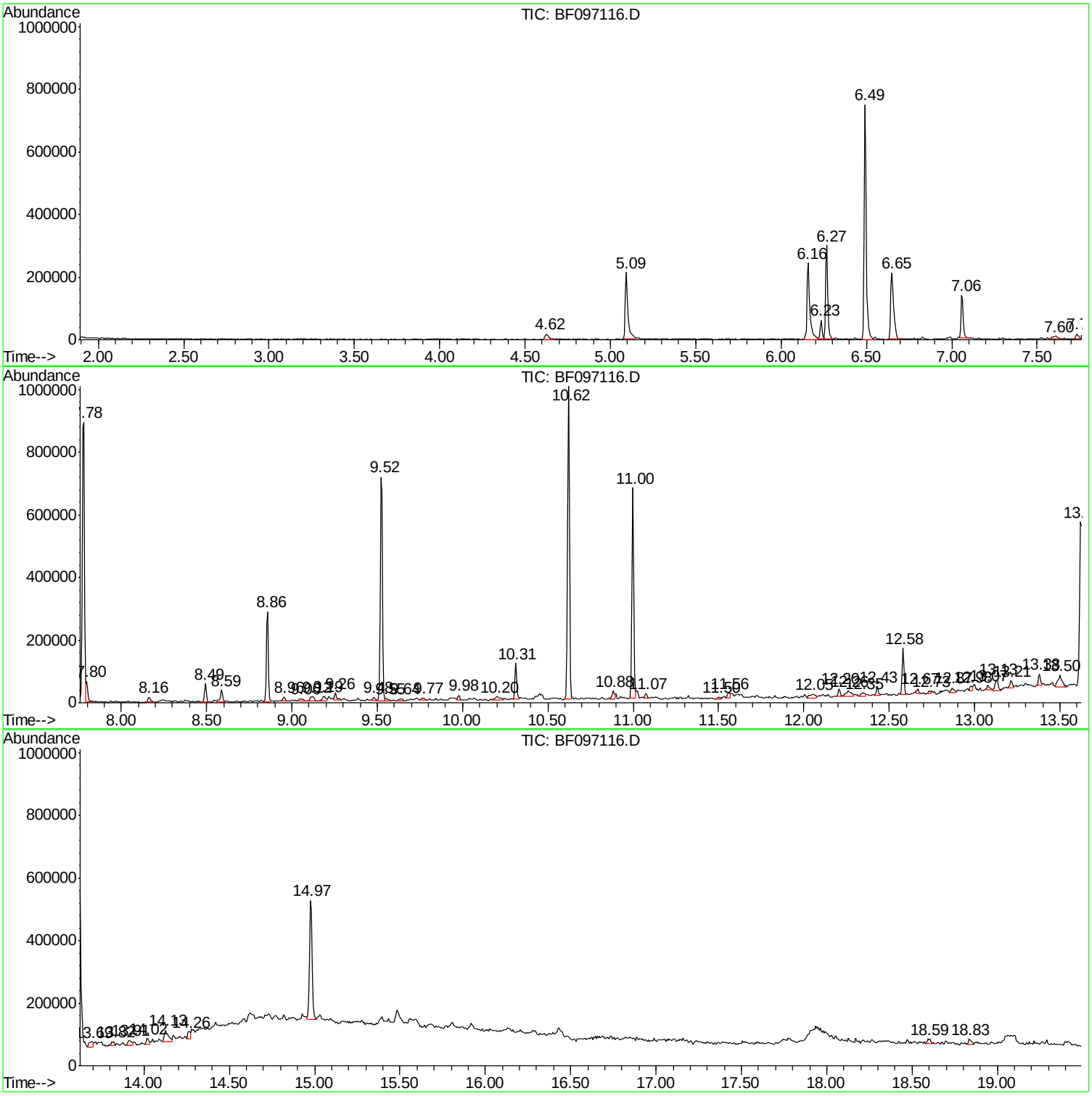

Library Search Compound Report

Data Path : Z:\HPCHEM1\BNA F\DATA\BF072617\
Data File : BF097116.D
Acq On : 27 Jul 2017 10:25
Operator : SJ/JU
Sample : I4443-14 10X
Misc :
ALS Vial : 34 Sample Multiplier: 1

Instrument :
BNA_F
ClientSampleId :
E2-M8-BASE

Quant Method : Z:\HPCHEM1\BNA_F\METHODS\8270-BF072517.M
Quant Title : ASP BNA STANDARDS FOR 5 POINT CALIBRATION

TIC Library : C:\DATABASE\NIST11.L
TIC Integration Parameters: LSCINT.P

****

Peak Number 2 n-Nonadecanol-1 Concentration Rank 3

R.T.	EstConc	Area	Relative to ISTD	R.T.
13.50	2.12 ng	59006	Chrysene-d12	13.63

Hit# of 5	Tentative ID	MW	MolForm	CAS#	Qual
1	n-Nonadecanol-1	284	C19H40O	001454-84-8	60
2	Behenic alcohol	326	C22H46O	000661-19-8	60
3	1-Heneicosanol	312	C21H44O	015594-90-8	60
4	1-Hexadecanol	242	C16H34O	036653-82-4	60
5	13-Tetradecen-1-ol acetate	254	C16H30O2	056221-91-1	58

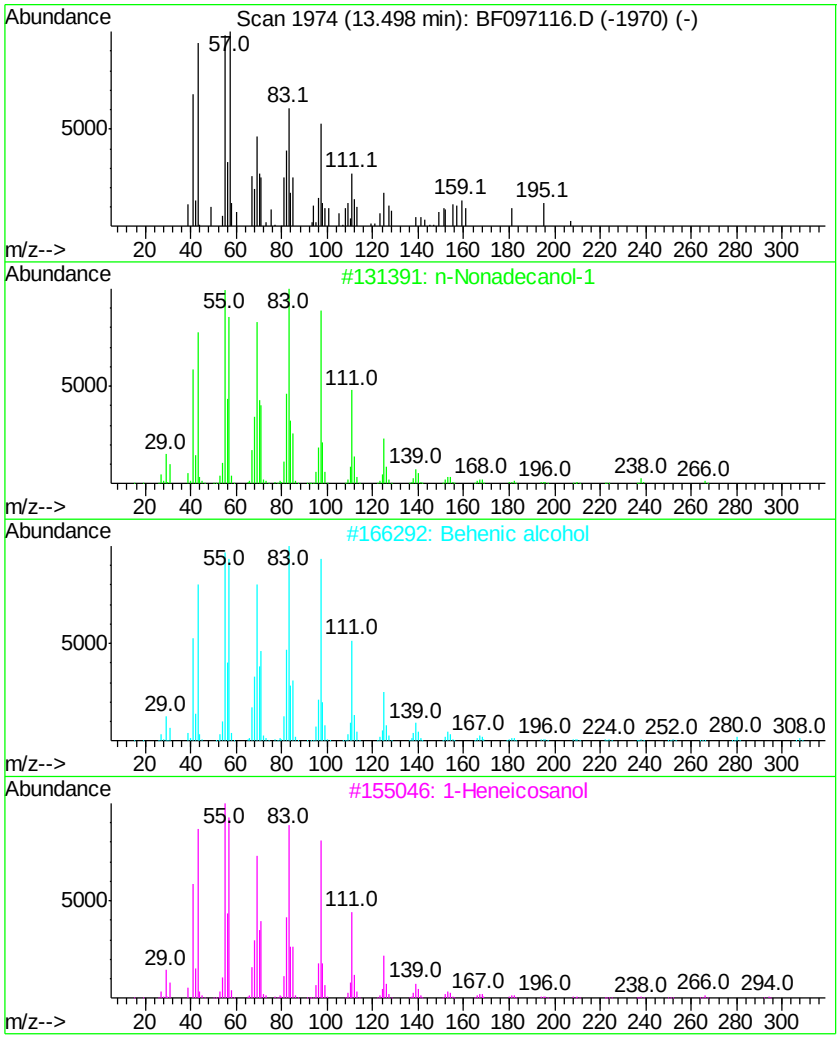

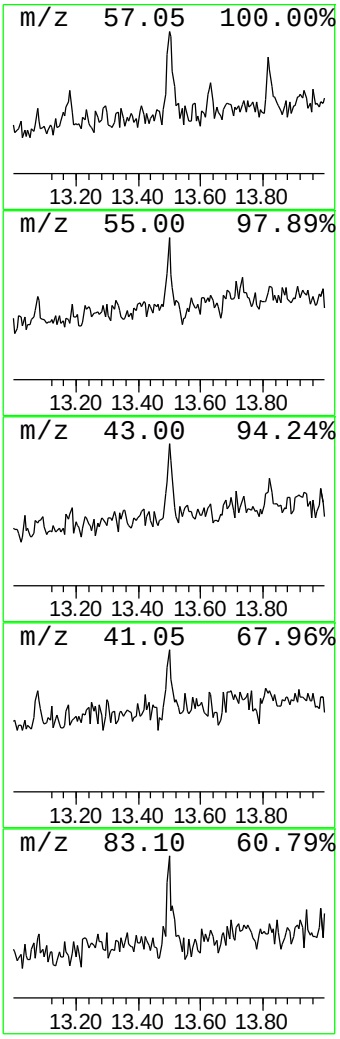

Data Path : Z:\HPCHEM1\BNA F\DATA\BF072617\
Data File : BF097116.D
Acq On : 27 Jul 2017 10:25
Operator : SJ/JU
Sample : I4443-14 10X
Misc :
ALS Vial : 34 Sample Multiplier: 1

Instrument :
BNA_F
ClientSampleId :
E2-M8-BASE

Quant Method : Z:\HPCHEM1\BNA_F\METHODS\8270-BF072517.M
Quant Title : ASP BNA STANDARDS FOR 5 POINT CALIBRATION

TIC Library : C:\DATABASE\NIST11.L
TIC Integration Parameters: LSCINT.P

****

Peak Number 3 Octadecane, 1-(ethenyloxy)- Concentration Rank 2

R.T.	EstConc	Area	Relative to ISTD	R.T.
14.13	2.20 ng	61005	Chrysene-d12	13.63

Hit# of 5	Tentative ID	MW	MolForm	CAS#	Qual
1	Octadecane, 1-(ethenyloxy)-	296	C20H40O	000930-02-9	53
2	1-Decanol, 2-hexyl-	242	C16H34O	002425-77-6	38
3	7-Tetradecene, (E)-	196	C14H28	041446-63-3	38
4	3-Tetradecene, (E)-	196	C14H28	041446-68-8	38
5	Undecane	156	C11H24	001120-21-4	30

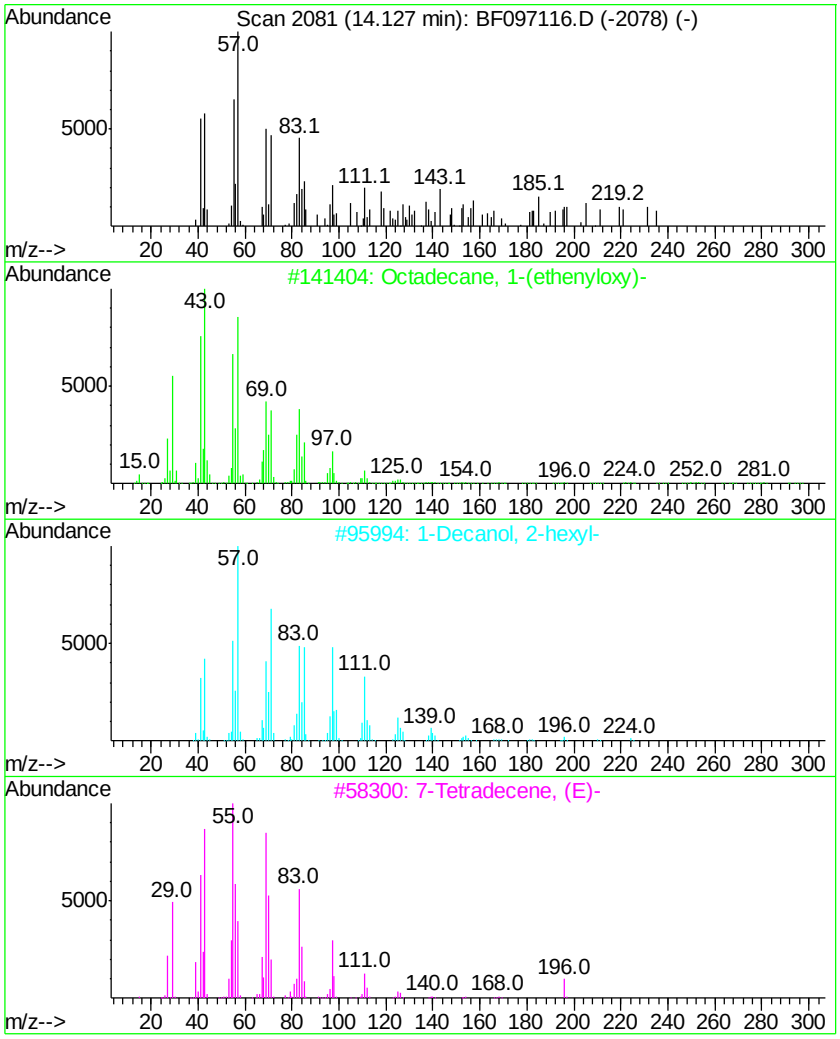

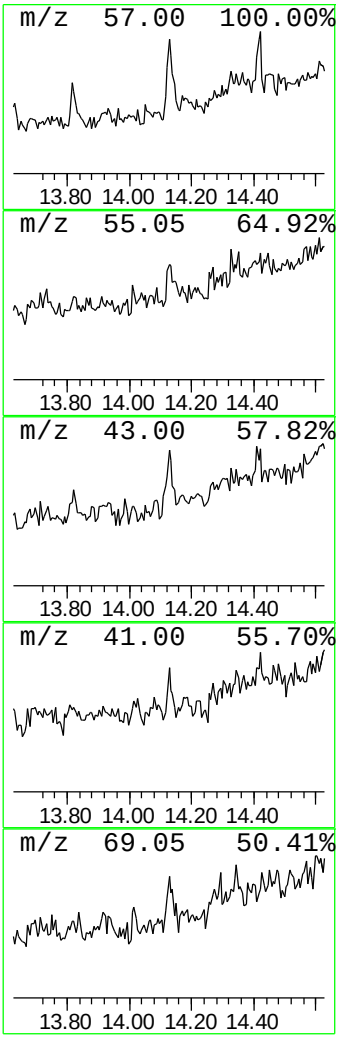

Tentatively Identified Compound (LSC) summary

Data Path : Z:\HPCHEM1\BNA_F\DATA\BF072617\
Data File : BF097116.D
Acq On : 27 Jul 2017 10:25
Operator : SJ/JU
Sample : I4443-14 10X
Misc :
ALS Vial : 34 Sample Multiplier: 1

Instrument :
BNA_F
ClientSampleId :
E2-M8-BASE

Quant Method : Z:\HPCHEM1\BNA_F\METHODS\8270-BF072517.M
Quant Title : ASP BNA STANDARDS FOR 5 POINT CALIBRATION

TIC Library : C:\DATABASE\NIST11.L
TIC Integration Parameters: LSCINT.P

TIC Top Hit name	RT	EstConc	Units	Response	Internal Standard #	RT	Resp	Conc
n-Nonadecanol-1	13.50	2.1	ng	59006	5	13.63	555757	20.0
Octadecane, 1-(et...	14.13	2.2	ng	61005	5	13.63	555757	20.0