

Data Path : Z:\HPCHEM1\BNA F\DATA\BF082917\
 Data File : BF098125.D
 Acq On : 29 Aug 2017 21:57
 Operator : SJ/JU
 Sample : I4994-07 10X
 Misc :
 ALS Vial : 19 Sample Multiplier: 1

Instrument :
 BNA_F
 ClientSampleId :
 EO-01-082517-C

Integration Parameters: rteint.p
 Integrator: RTE
 Smoothing : ON
 Sampling : 1
 Start Thrs: 0.2
 Stop Thrs : 0

Filtering: 5
 Min Area: 3 % of largest Peak
 Max Peaks: 100
 Peak Location: TOP

If leading or trailing edge < 100 prefer < Baseline drop else tangent >
 Peak separation: 5

Method : Z:\HPCHEM1\BNA F\METHODS\8270-BF081517.M
 Title : ASP BNA STANDARDS FOR 5 POINT CALIBRATION

Signal : TIC

peak #	R.T. min	first scan	max scan	last scan	PK TY	peak height	corr. area	corr. % max.	% of total
1	5.328	547	551	561	rBV	297283	290006	6.69%	1.385%
2	6.357	723	726	741	rBV	330055	318623	7.35%	1.522%
3	6.498	746	750	757	rBV	355642	318555	7.34%	1.522%
4	6.734	786	790	793	rBV	955699	829240	19.12%	3.961%
5	6.887	812	816	825	rBV	278625	232160	5.35%	1.109%
6	7.292	875	885	896	rBV	199324	202655	4.67%	0.968%
7	8.016	1003	1008	1015	rBV	1258524	1067548	24.61%	5.100%
8	9.092	1187	1191	1195	rVB	380478	317431	7.32%	1.516%
9	9.175	1200	1205	1209	rBV	50776	56452	1.30%	0.270%
10	9.363	1231	1237	1242	rBV5	37114	44789	1.03%	0.214%
11	9.486	1254	1258	1262	rBV2	79442	104463	2.41%	0.499%
12	9.704	1293	1295	1299	rVB	77710	63942	1.47%	0.305%
13	9.769	1299	1306	1310	rBV2	1173029	1017576	23.46%	4.861%
14	10.027	1346	1350	1353	rBV2	39917	43479	1.00%	0.208%
15	10.204	1377	1380	1383	rBV	135663	101774	2.35%	0.486%
16	10.427	1411	1418	1420	rBV	73220	93218	2.15%	0.445%
17	10.551	1435	1439	1443	rBV3	154170	153471	3.54%	0.733%
18	10.675	1457	1460	1469	rVB	181868	248396	5.73%	1.187%
19	11.122	1533	1536	1539	rBV	176157	156534	3.61%	0.748%
20	11.151	1539	1541	1548	rVB2	94883	106853	2.46%	0.510%
21	11.251	1554	1558	1560	rBV	948581	808795	18.65%	3.864%
22	11.274	1560	1562	1565	rVV	141655	116520	2.69%	0.557%
23	11.551	1606	1609	1612	rBV	164406	127654	2.94%	0.610%
24	11.651	1622	1626	1630	rVB	1925857	1516852	34.97%	7.246%
25	11.957	1675	1678	1683	rBV	134544	114040	2.63%	0.545%
26	12.339	1739	1743	1745	rBV	3915757	4337227	100.00%	20.720%
27	12.363	1745	1747	1753	rVV2	4181364	3849849	88.76%	18.392%
28	12.445	1757	1761	1766	rVB2	1118804	1049360	24.19%	5.013%
29	12.686	1797	1802	1805	rBV2	134324	169468	3.91%	0.810%
30	12.716	1805	1807	1810	rVV	74224	61454	1.42%	0.294%
31	12.833	1824	1827	1832	rVB	261983	227425	5.24%	1.086%
32	12.945	1844	1846	1852	rVB	55611	47712	1.10%	0.228%
33	13.004	1852	1856	1857	rBV3	61748	63529	1.46%	0.303%
34	13.027	1857	1860	1861	rVV2	81338	92792	2.14%	0.443%

Data Path : Z:\HPCHEM1\BNA F\DATA\BF082917\
 Data File : BF098125.D
 Acq On : 29 Aug 2017 21:57
 Operator : SJ/JU
 Sample : I4994-07 10X
 Misc :
 ALS Vial : 19 Sample Multiplier: 1

Instrument :
 BNA_F
 ClientSampleId :
 EO-01-082517-C

Integration Parameters: rteint.p
 Integrator: RTE
 Smoothing : ON Filtering: 5
 Sampling : 1 Min Area: 3 % of largest Peak
 Start Thrs: 0.2 Max Peaks: 100
 Stop Thrs : 0 Peak Location: TOP

If leading or trailing edge < 100 prefer < Baseline drop else tangent >
 Peak separation: 5

Method : Z:\HPCHEM1\BNA F\METHODS\8270-BF081517.M
 Title : ASP BNA STANDARDS FOR 5 POINT CALIBRATION

35	13.086	1865	1870	1873	rVB2	89941	146300	3.37%	0.699%
36	13.168	1881	1884	1887	rBV	121093	100423	2.32%	0.480%
37	13.274	1899	1902	1907	rBV3	52036	51165	1.18%	0.244%
38	13.592	1952	1956	1959	rBV2	58412	72496	1.67%	0.346%
39	13.833	1994	1997	2001	rBV	126292	112837	2.60%	0.539%
40	13.886	2001	2006	2009	rBV	870110	817287	18.84%	3.904%
41	14.457	2100	2103	2107	rBV3	58505	75794	1.75%	0.362%
42	14.662	2135	2138	2140	rBV	73147	70487	1.63%	0.337%
43	14.980	2190	2192	2200	rVB3	95173	109090	2.52%	0.521%
44	15.304	2243	2247	2251	rBV	466922	542189	12.50%	2.590%
45	15.339	2251	2253	2261	rVB	123291	150893	3.48%	0.721%
46	15.751	2320	2323	2327	rVB	106746	136801	3.15%	0.654%
47	16.227	2400	2404	2411	rVB	113450	197060	4.54%	0.941%

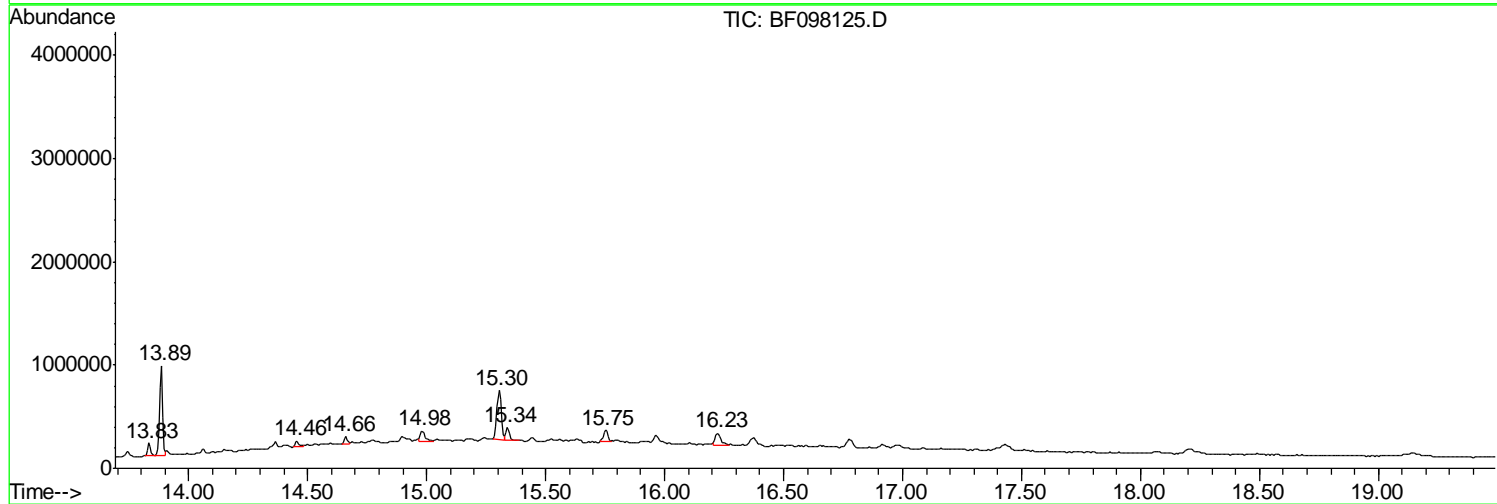
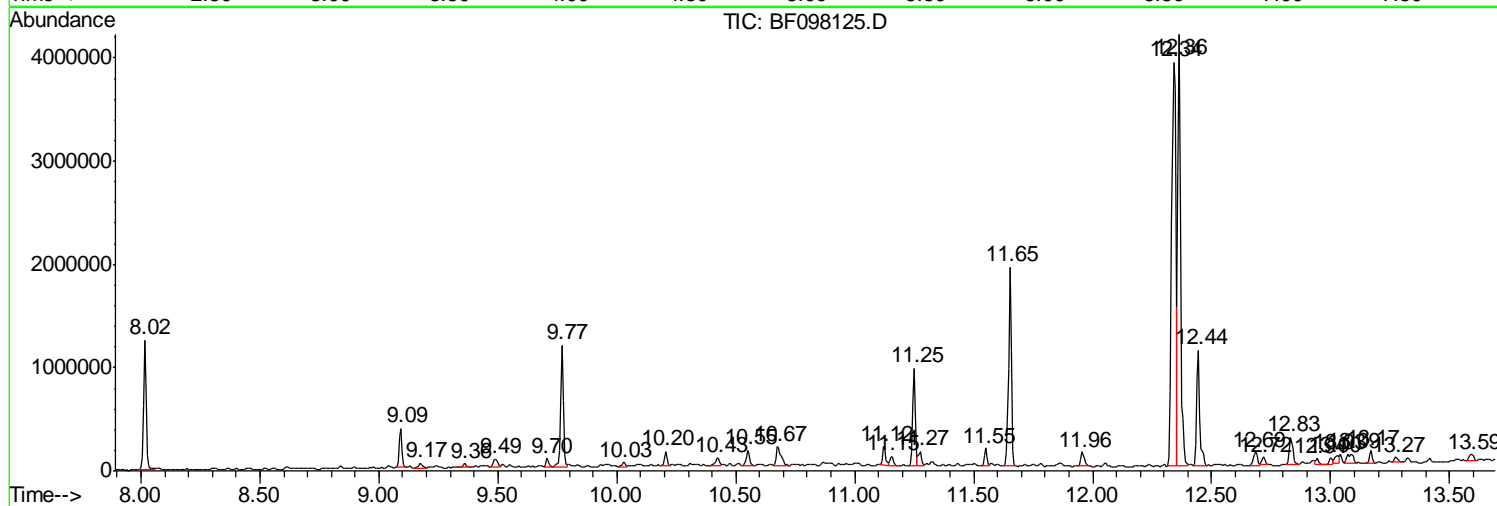
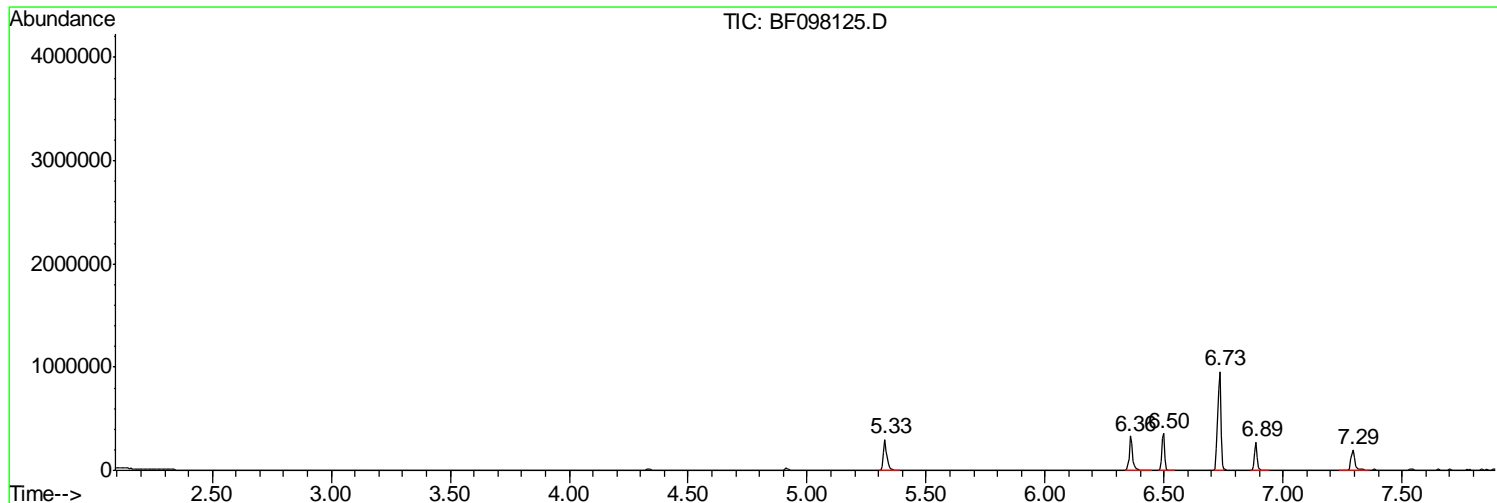
Sum of corrected areas: 20932664

Data Path : Z:\HPCHEM1\BNA F\DATA\BF082917\
 Data File : BF098125.D
 Acq On : 29 Aug 2017 21:57
 Operator : SJ/JU
 Sample : I4994-07 10X
 Misc :
 ALS Vial : 19 Sample Multiplier: 1

Instrument :
 BNA_F
 ClientSampleId :
 EO-01-082517-C

Quant Method : Z:\HPCHEM1\BNA F\METHODS\8270-BF081517.M
 Quant Title : ASP BNA STANDARDS FOR 5 POINT CALIBRATION

TIC Library : C:\DATABASE\NIST11.L
 TIC Integration Parameters: LSCINT.P



Data Path : Z:\HPCHEM1\BNA F\DATA\BF082917\
 Data File : BF098125.D
 Acq On : 29 Aug 2017 21:57
 Operator : SJ/JU
 Sample : I4994-07 10X
 Misc :
 ALS Vial : 19 Sample Multiplier: 1

Instrument :
 BNA_F
 ClientSampleId :
 EO-01-082517-C

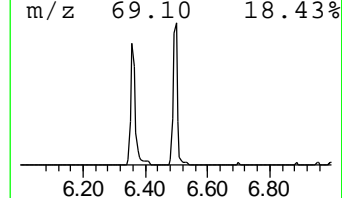
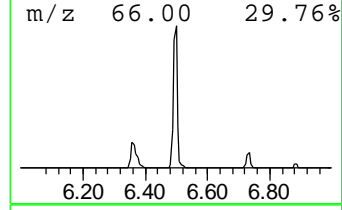
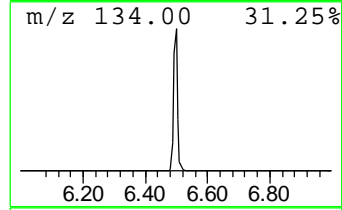
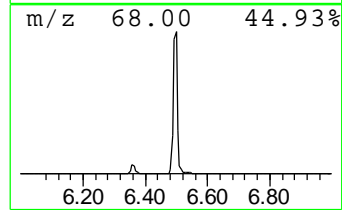
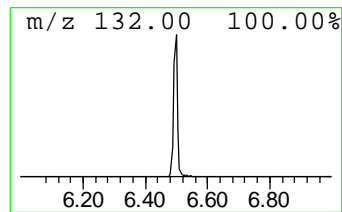
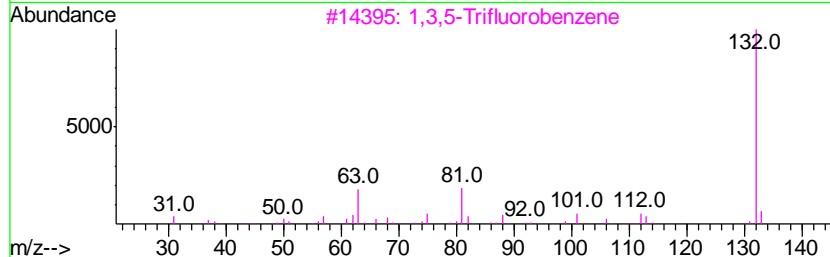
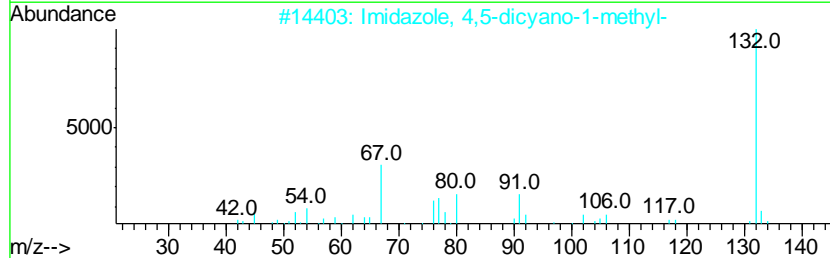
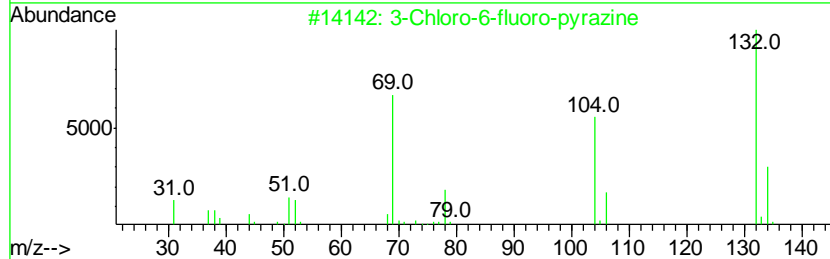
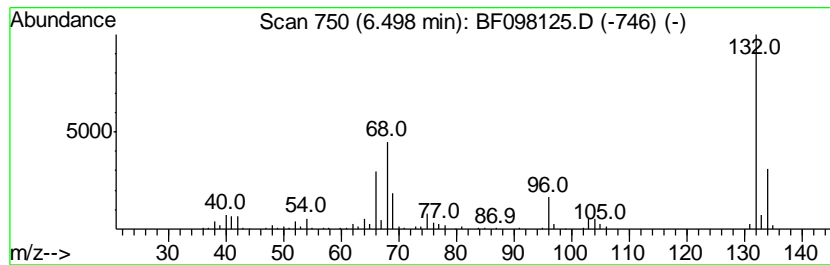
Quant Method : Z:\HPCHEM1\BNA F\METHODS\8270-BF081517.M
 Quant Title : ASP BNA STANDARDS FOR 5 POINT CALIBRATION

TIC Library : C:\DATABASE\NIST11.L
 TIC Integration Parameters: LSCINT.P

 Peak Number 1 unknown6.50 Concentration Rank 4

R.T.	EstConc	Area	Relative to ISTD	R.T.
6.50	7.68 ng	318555	1,4-Dichlorobenzene-d4	6.73

Hit#	of	Tentative ID	MW	MolForm	CAS#	Qual
1	5	3-Chloro-6-fluoro-pyrazine	132	C4H2ClFN2	1000146-10-7	25
2		Imidazole, 4,5-dicyano-1-methyl-	132	C6H4N4	019485-35-9	9
3		1,3,5-Trifluorobenzene	132	C6H3F3	000372-38-3	9
4		Xenon	132	Xe	007440-63-3	9
5		Bicyclo[4.2.0]octa-1,3,5-triene,...	132	C10H12	028749-81-7	9



Data Path : Z:\HPCHEM1\BNA F\DATA\BF082917\
 Data File : BF098125.D
 Acq On : 29 Aug 2017 21:57
 Operator : SJ/JU
 Sample : I4994-07 10X
 Misc :
 ALS Vial : 19 Sample Multiplier: 1

Instrument :
 BNA_F
 ClientSampled :
 EO-01-082517-C

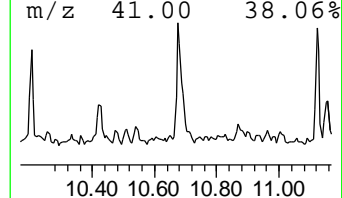
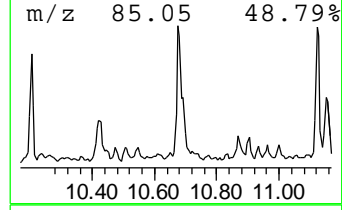
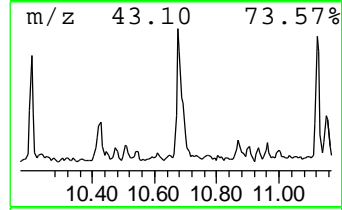
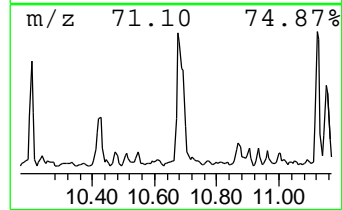
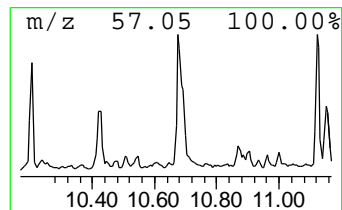
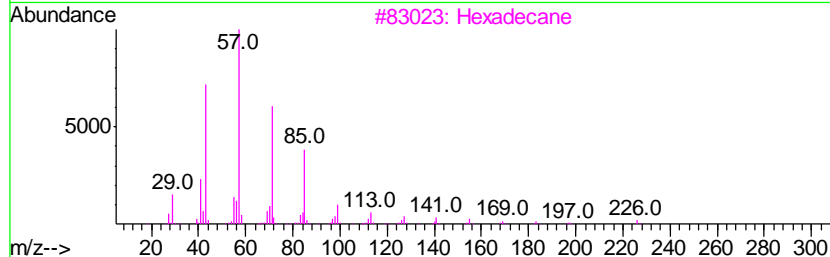
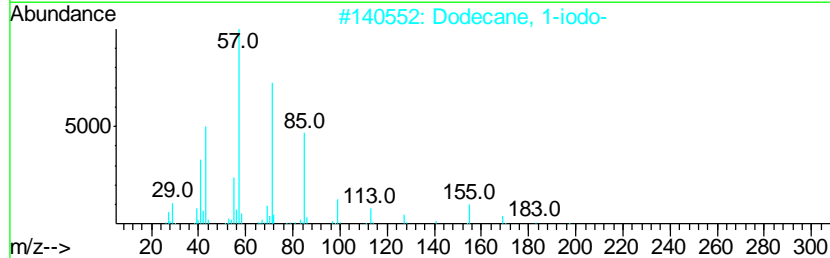
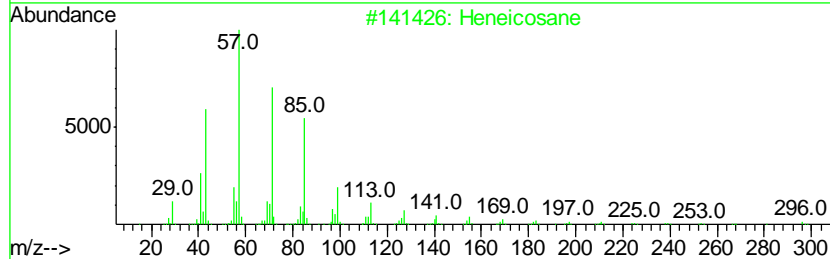
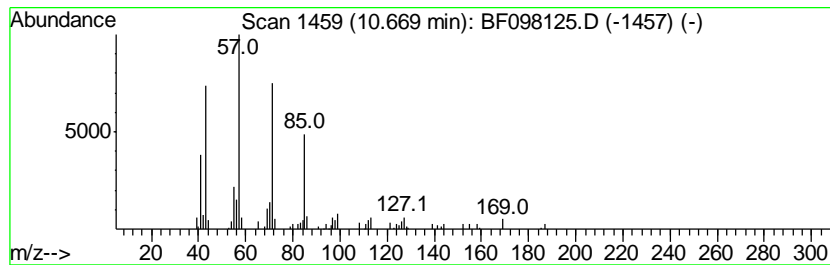
Quant Method : Z:\HPCHEM1\BNA F\METHODS\8270-BF081517.M
 Quant Title : ASP BNA STANDARDS FOR 5 POINT CALIBRATION

TIC Library : C:\DATABASE\NIST11.L
 TIC Integration Parameters: LSCINT.P

 Peak Number 4 Heneicosane Concentration Rank 6

R.T.	EstConc	Area	Relative to ISTD	R.T.
10.67	6.14 ng	248396	Phenanthrene-d10	11.25

Hit#	of	Tentative ID	MW	MolForm	CAS#	Qual
1	5	Heneicosane	296	C21H44	000629-94-7	90
2		Dodecane, 1-iodo-	296	C12H25I	004292-19-7	87
3		Hexadecane	226	C16H34	000544-76-3	86
4		Nonadecane	268	C19H40	000629-92-5	83
5		Tetracosane	338	C24H50	000646-31-1	80



Data Path : Z:\HPCHEM1\BNA F\DATA\BF082917\
 Data File : BF098125.D
 Acq On : 29 Aug 2017 21:57
 Operator : SJ/JU
 Sample : I4994-07 10X
 Misc :
 ALS Vial : 19 Sample Multiplier: 1

Instrument :
 BNA_F
 ClientSampleId :
 EO-01-082517-C

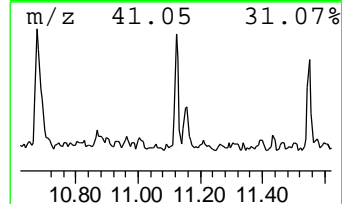
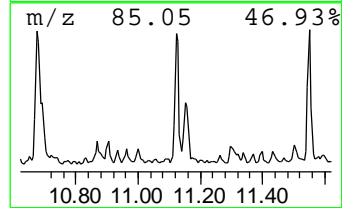
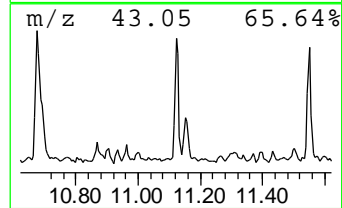
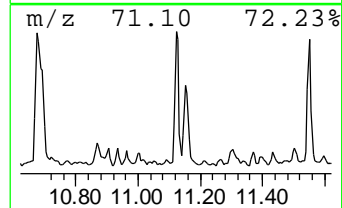
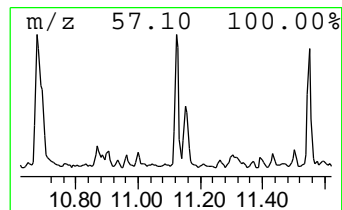
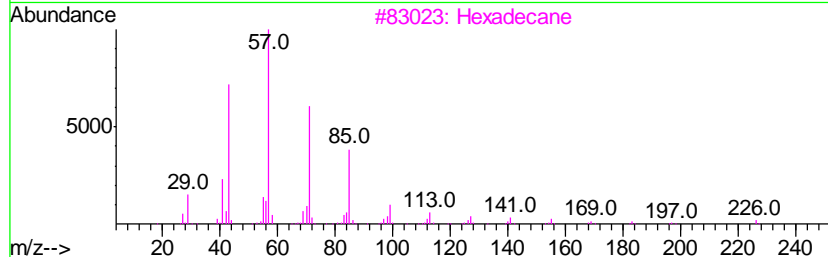
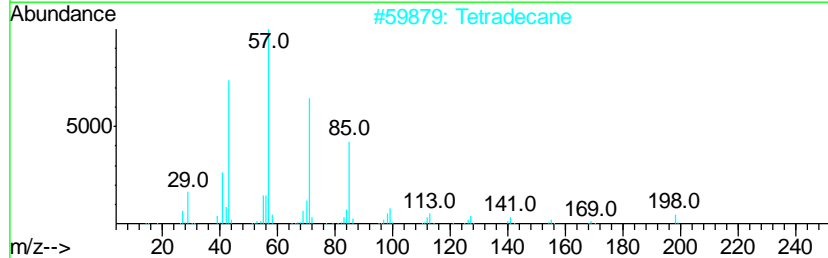
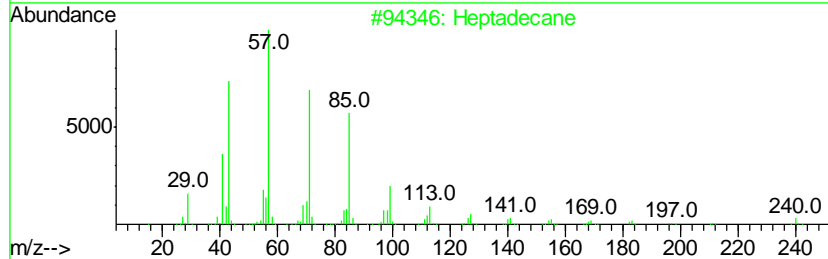
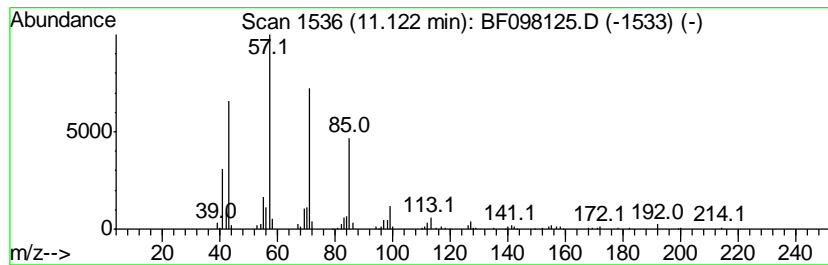
Quant Method : Z:\HPCHEM1\BNA F\METHODS\8270-BF081517.M
 Quant Title : ASP BNA STANDARDS FOR 5 POINT CALIBRATION

TIC Library : C:\DATABASE\NIST11.L
 TIC Integration Parameters: LSCINT.P

 Peak Number 5 Heptadecane Concentration Rank 11

R.T.	EstConc	Area	Relative to ISTD	R.T.
11.12	3.87 ng	156534	Phenanthrene-d10	11.25

Hit#	of	Tentative ID	MW	MolForm	CAS#	Qual
1	5	Heptadecane	240	C17H36	000629-78-7	91
2		Tetradecane	198	C14H30	000629-59-4	90
3		Hexadecane	226	C16H34	000544-76-3	90
4		Decane, 2,3,5-trimethyl-	184	C13H28	062238-11-3	80
5		Silane, trichlorooctadecyl-	386	C18H37Cl3Si	000112-04-9	72



Data Path : Z:\HPCHEM1\BNA F\DATA\BF082917\
 Data File : BF098125.D
 Acq On : 29 Aug 2017 21:57
 Operator : SJ/JU
 Sample : I4994-07 10X
 Misc :
 ALS Vial : 19 Sample Multiplier: 1

Instrument :
 BNA_F
 ClientSampled :
 EO-01-082517-C

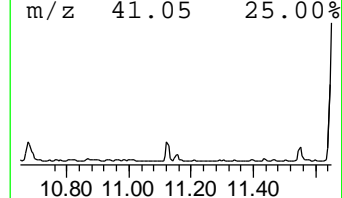
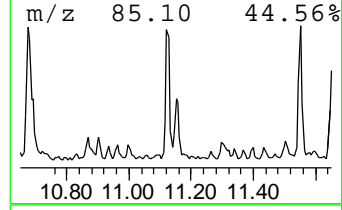
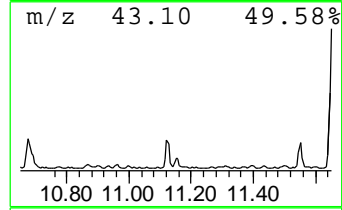
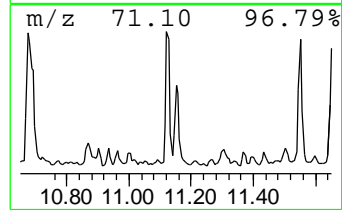
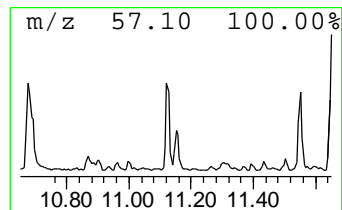
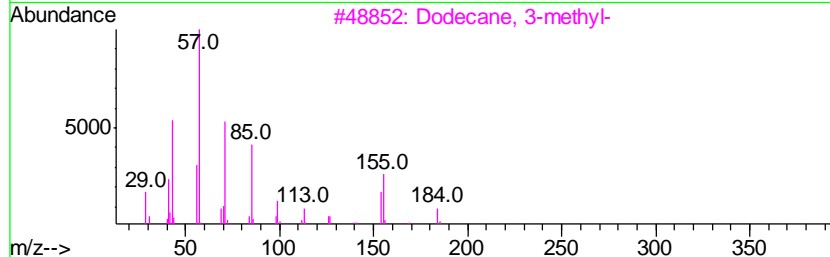
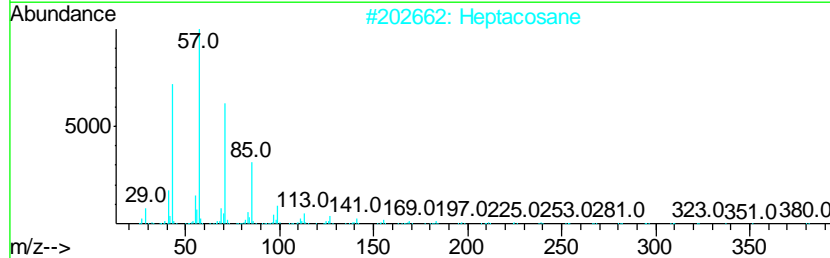
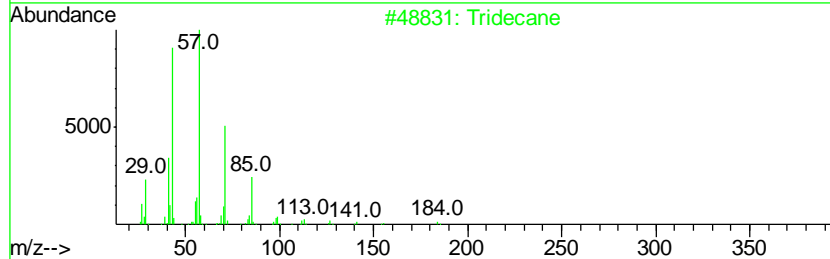
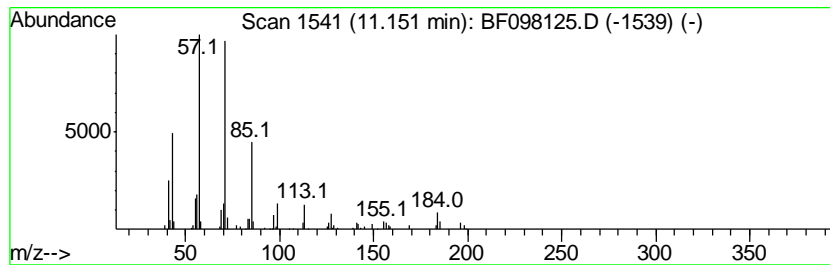
Quant Method : Z:\HPCHEM1\BNA F\METHODS\8270-BF081517.M
 Quant Title : ASP BNA STANDARDS FOR 5 POINT CALIBRATION

TIC Library : C:\DATABASE\NIST11.L
 TIC Integration Parameters: LSCINT.P

 Peak Number 6 Tridecane Concentration Rank 16

R.T.	EstConc	Area	Relative to ISTD	R.T.
11.15	2.64 ng	106853	Phenanthrene-d10	11.25

Hit#	of	Tentative ID	MW	MolForm	CAS#	Qual
1	5	Tridecane	184	C13H28	000629-50-5	86
2		Heptacosane	380	C27H56	000593-49-7	72
3		Dodecane, 3-methyl-	184	C13H28	017312-57-1	62
4		Eicosane	282	C20H42	000112-95-8	58
5		Tridecane, 2-methyl-	198	C14H30	001560-96-9	58



Data Path : Z:\HPCHEM1\BNA F\DATA\BF082917\
 Data File : BF098125.D
 Acq On : 29 Aug 2017 21:57
 Operator : SJ/JU
 Sample : I4994-07 10X
 Misc :
 ALS Vial : 19 Sample Multiplier: 1

Instrument :
 BNA_F
 ClientSampleID :
 EO-01-082517-C

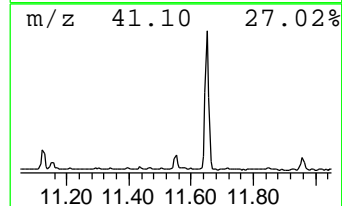
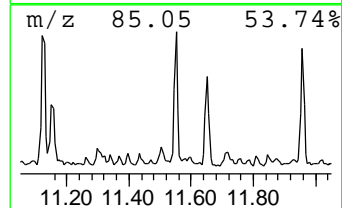
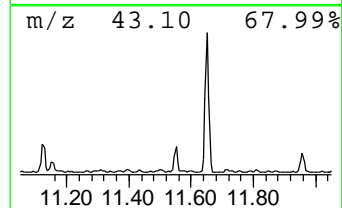
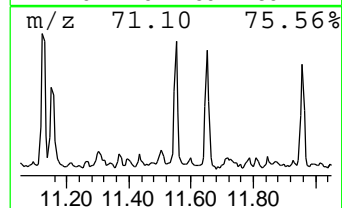
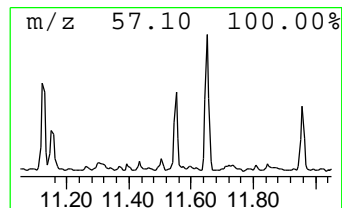
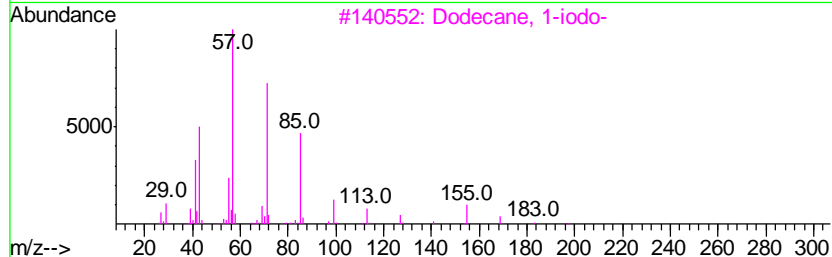
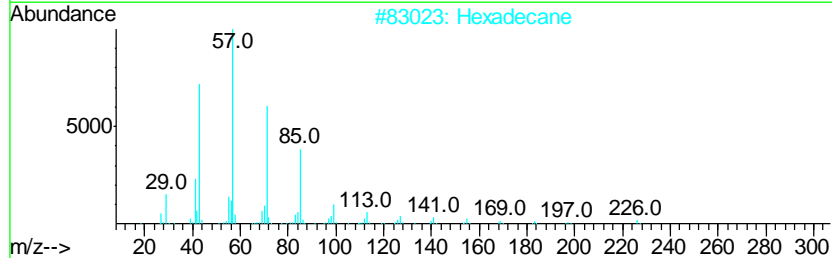
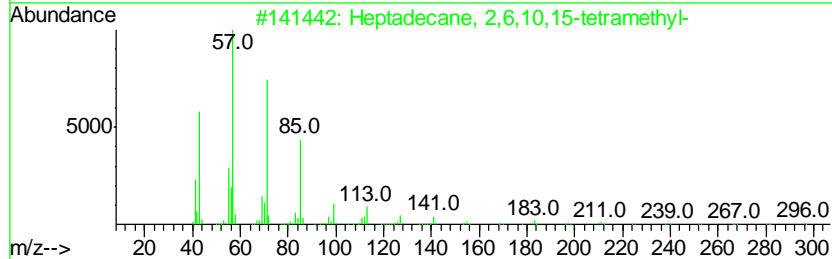
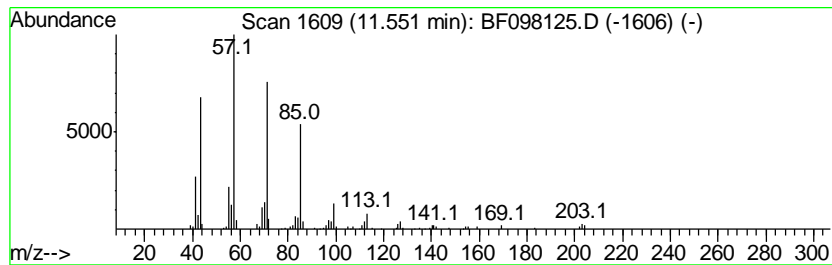
Quant Method : Z:\HPCHEM1\BNA F\METHODS\8270-BF081517.M
 Quant Title : ASP BNA STANDARDS FOR 5 POINT CALIBRATION

TIC Library : C:\DATABASE\NIST11.L
 TIC Integration Parameters: LSCINT.P

 Peak Number 7 Heptadecane, 2,6,10,15-tetr... Concentration Rank 13

R.T.	EstConc	Area	Relative to ISTD	R.T.
11.55	3.16 ng	127654	Phenanthrene-d10	11.25

Hit#	of	Tentative ID	MW	MolForm	CAS#	Qual
1	5	Heptadecane, 2,6,10,15-tetramethyl-	296	C21H44	054833-48-6	90
2		Hexadecane	226	C16H34	000544-76-3	90
3		Dodecane, 1-iodo-	296	C12H25I	004292-19-7	87
4		Tetracosane	338	C24H50	000646-31-1	80
5		Eicosane	282	C20H42	000112-95-8	72



Data Path : Z:\HPCHEM1\BNA F\DATA\BF082917\
 Data File : BF098125.D
 Acq On : 29 Aug 2017 21:57
 Operator : SJ/JU
 Sample : I4994-07 10X
 Misc :
 ALS Vial : 19 Sample Multiplier: 1

Instrument :
 BNA_F
 ClientSampleID :
 EO-01-082517-C

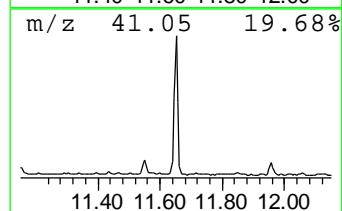
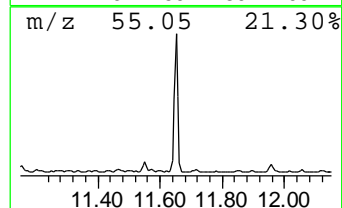
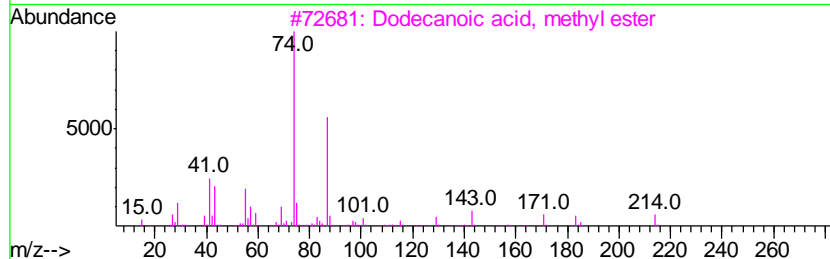
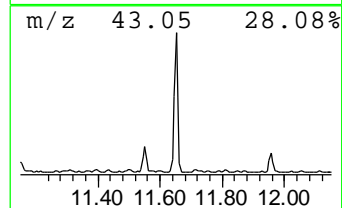
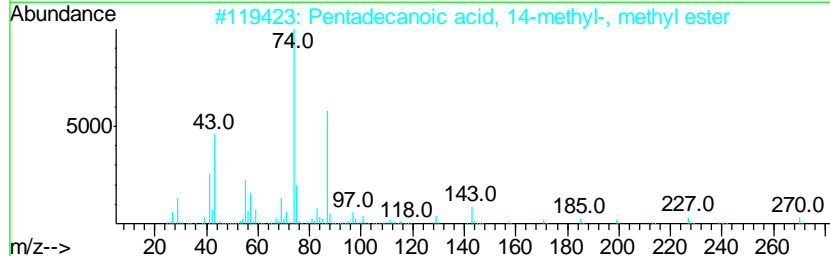
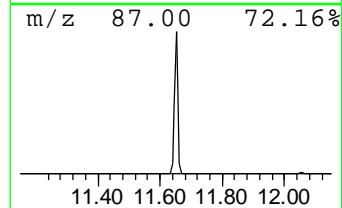
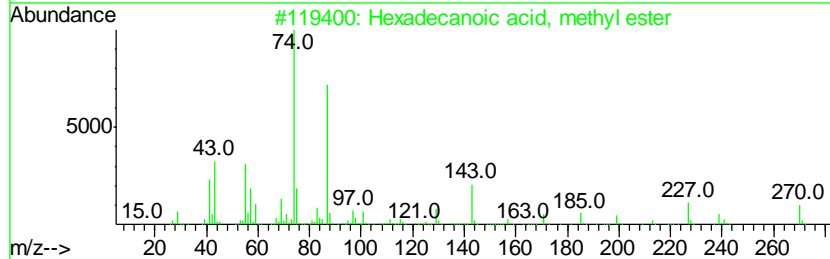
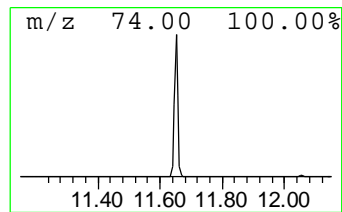
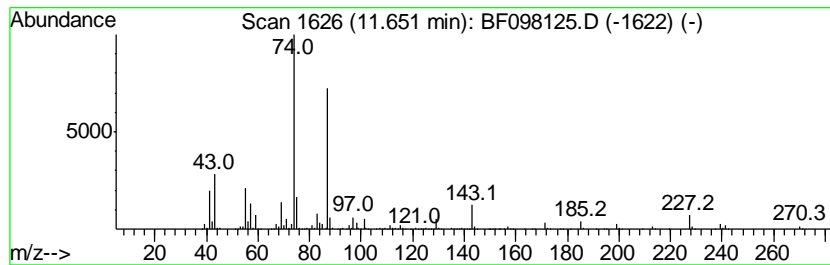
Quant Method : Z:\HPCHEM1\BNA F\METHODS\8270-BF081517.M
 Quant Title : ASP BNA STANDARDS FOR 5 POINT CALIBRATION

TIC Library : C:\DATABASE\NIST11.L
 TIC Integration Parameters: LSCINT.P

 Peak Number 8 Hexadecanoic acid, methyl e... Concentration Rank 3

R.T.	EstConc	Area	Relative to ISTD	R.T.
11.65	37.51 ng	1516850	Phenanthrene-d10	11.25

Hit#	of	Tentative ID	MW	MolForm	CAS#	Qual
1	5	Hexadecanoic acid, methyl ester	270	C17H34O2	000112-39-0	98
2		Pentadecanoic acid, 14-methyl-, ...	270	C17H34O2	005129-60-2	93
3		Dodecanoic acid, methyl ester	214	C13H26O2	000111-82-0	91
4		Tridecanoic acid, methyl ester	228	C14H28O2	001731-88-0	91
5		Hexadecanoic acid, 15-methyl-, m...	284	C18H36O2	006929-04-0	91



Data Path : Z:\HPCHEM1\BNA F\DATA\BF082917\
 Data File : BF098125.D
 Acq On : 29 Aug 2017 21:57
 Operator : SJ/JU
 Sample : I4994-07 10X
 Misc :
 ALS Vial : 19 Sample Multiplier: 1

Instrument :
 BNA_F
 ClientSampleID :
 EO-01-082517-C

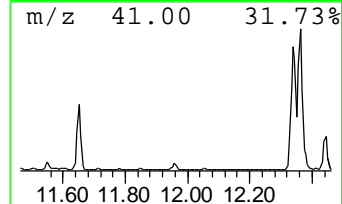
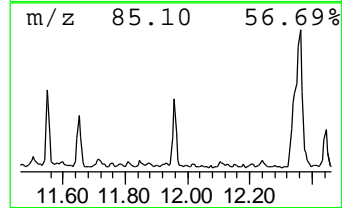
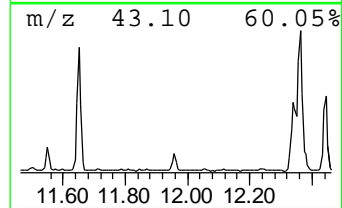
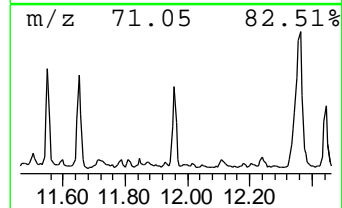
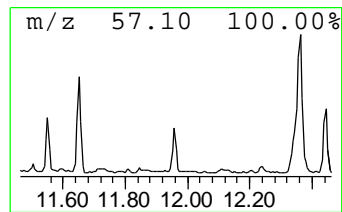
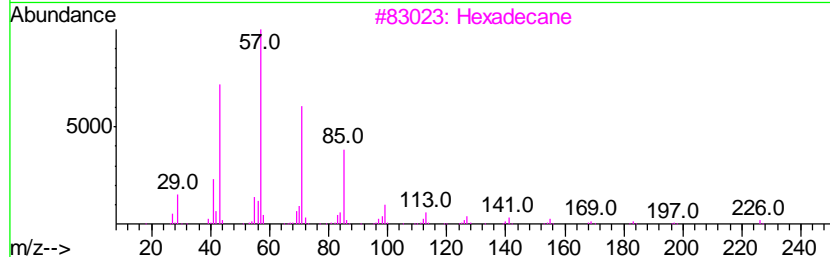
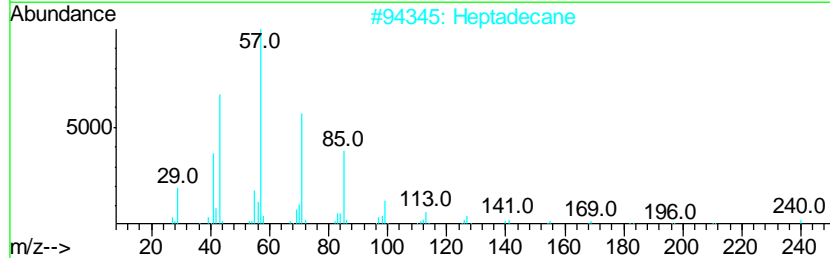
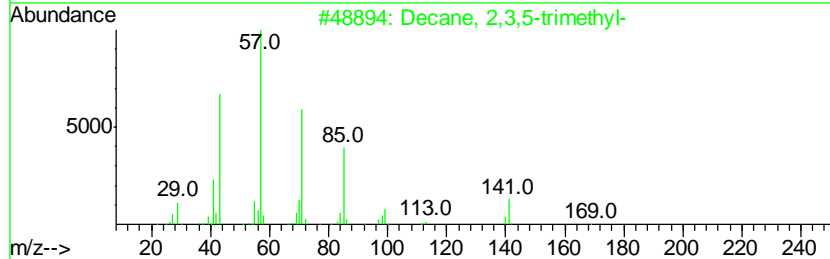
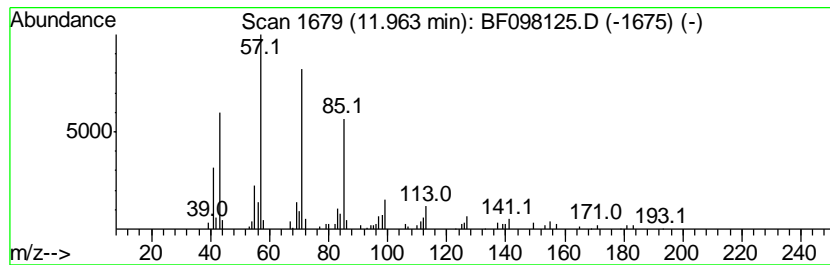
Quant Method : Z:\HPCHEM1\BNA F\METHODS\8270-BF081517.M
 Quant Title : ASP BNA STANDARDS FOR 5 POINT CALIBRATION

TIC Library : C:\DATABASE\NIST11.L
 TIC Integration Parameters: LSCINT.P

 Peak Number 9 Decane, 2,3,5-trimethyl- Concentration Rank 14

R.T.	EstConc	Area	Relative to ISTD	R.T.
11.96	2.82 ng	114040	Phenanthrene-d10	11.25

Hit#	of	Tentative ID	MW	MolForm	CAS#	Qual
1	5	Decane, 2,3,5-trimethyl-	184	C13H28	062238-11-3	86
2		Heptadecane	240	C17H36	000629-78-7	80
3		Hexadecane	226	C16H34	000544-76-3	80
4		Sulfurous acid, 2-ethylhexyl iso...	278	C14H30O3S	1000309-19-0	80
5		Tetradecane	198	C14H30	000629-59-4	80



Data Path : Z:\HPCHEM1\BNA F\DATA\BF082917\
 Data File : BF098125.D
 Acq On : 29 Aug 2017 21:57
 Operator : SJ/JU
 Sample : I4994-07 10X
 Misc :
 ALS Vial : 19 Sample Multiplier: 1

Instrument :
 BNA_F
 ClientSampleID :
 EO-01-082517-C

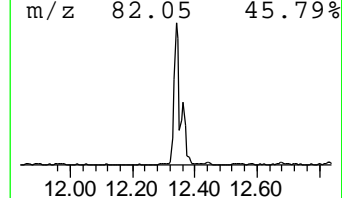
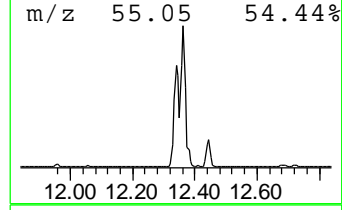
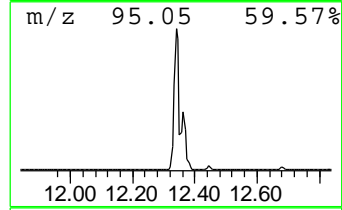
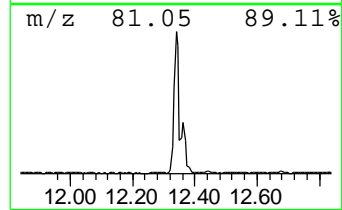
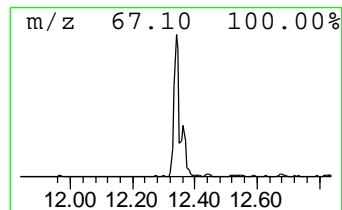
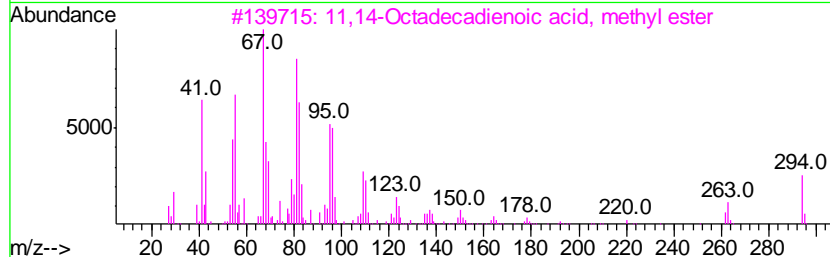
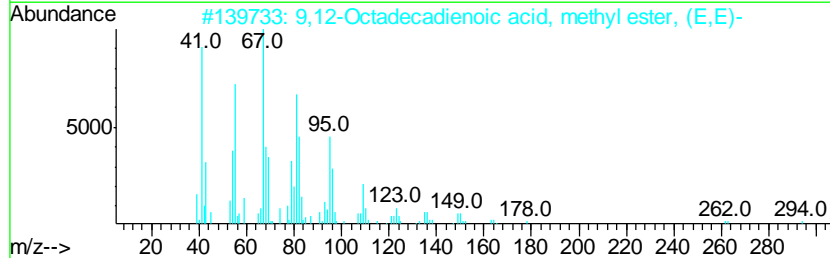
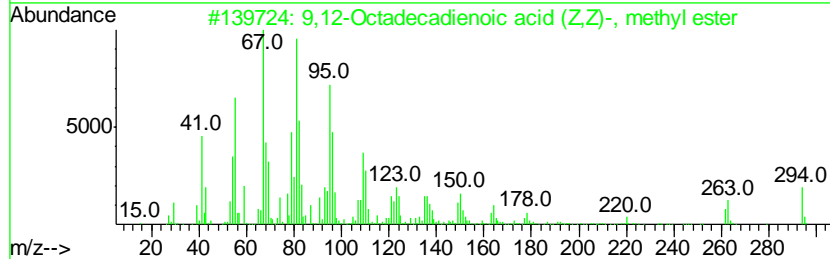
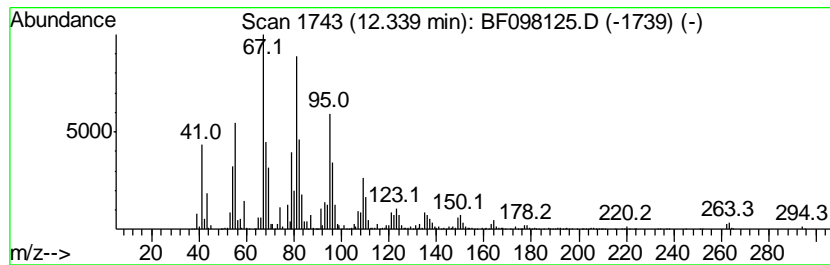
Quant Method : Z:\HPCHEM1\BNA F\METHODS\8270-BF081517.M
 Quant Title : ASP BNA STANDARDS FOR 5 POINT CALIBRATION

TIC Library : C:\DATABASE\NIST11.L
 TIC Integration Parameters: LSCINT.P

 Peak Number 10 9,12-Octadecadienoic acid (... Concentration Rank 1

R.T.	EstConc	Area	Relative to ISTD	R.T.
12.34	107.25 ng	4337230	Phenanthrene-d10	11.25

Hit#	of	Tentative ID	MW	MolForm	CAS#	Qual
1	5	9,12-Octadecadienoic acid (Z,Z)-...	294	C19H34O2	000112-63-0	99
2		9,12-Octadecadienoic acid, methy...	294	C19H34O2	002566-97-4	99
3		11,14-Octadecadienoic acid, meth...	294	C19H34O2	056554-61-1	98
4		Methyl 10-trans,12-cis-octadecad...	294	C19H34O2	1000336-44-2	98
5		10,13-Octadecadienoic acid, meth...	294	C19H34O2	056554-62-2	95



Data Path : Z:\HPCHEM1\BNA F\DATA\BF082917\
 Data File : BF098125.D
 Acq On : 29 Aug 2017 21:57
 Operator : SJ/JU
 Sample : I4994-07 10X
 Misc :
 ALS Vial : 19 Sample Multiplier: 1

Instrument :
 BNA_F
 ClientSampleID :
 EO-01-082517-C

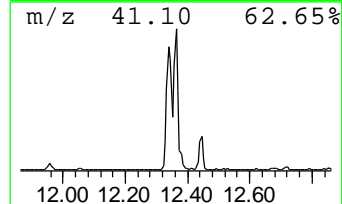
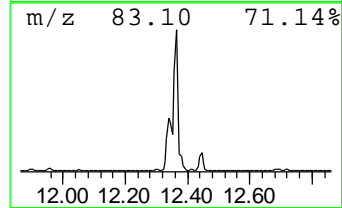
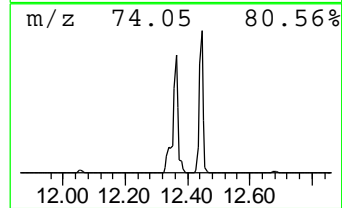
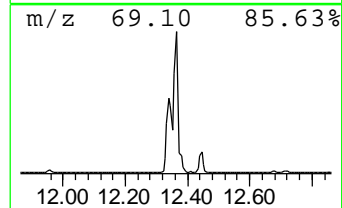
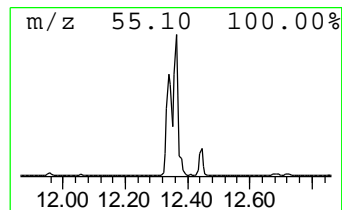
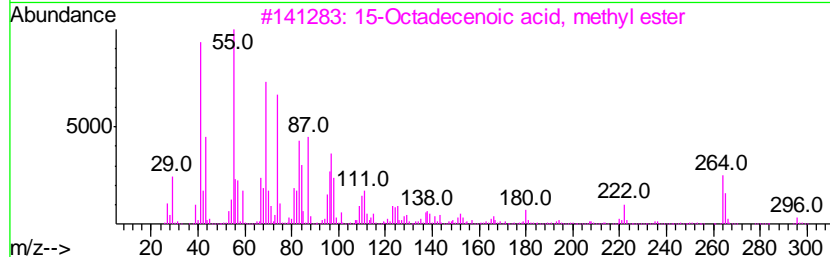
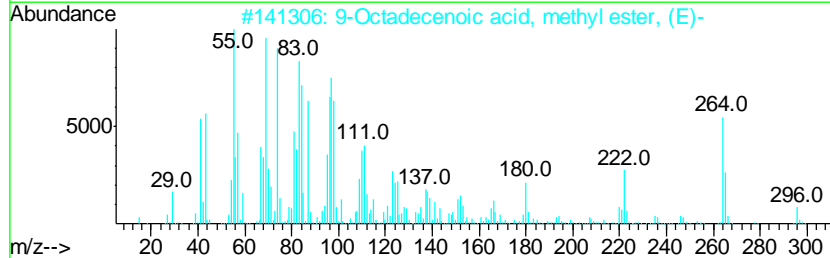
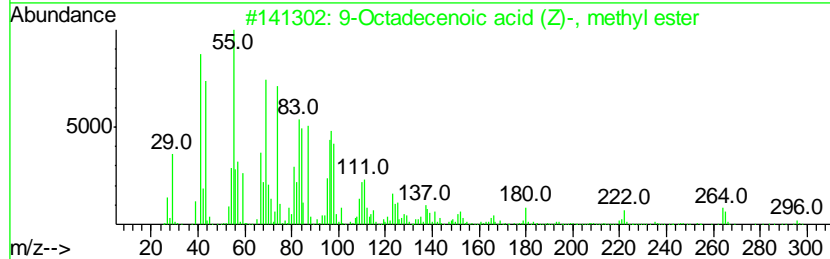
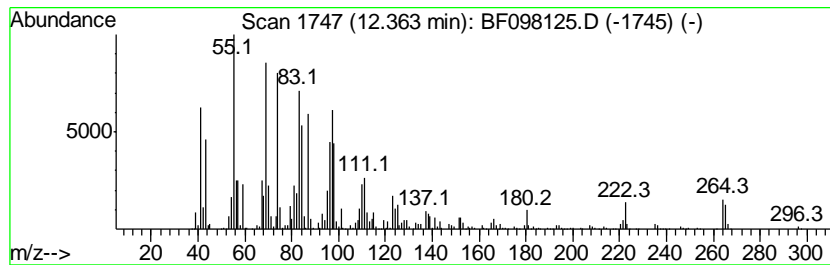
Quant Method : Z:\HPCHEM1\BNA F\METHODS\8270-BF081517.M
 Quant Title : ASP BNA STANDARDS FOR 5 POINT CALIBRATION

TIC Library : C:\DATABASE\NIST11.L
 TIC Integration Parameters: LSCINT.P

 Peak Number 11 9-Octadecenoic acid (Z)-, m... Concentration Rank 2

R.T.	EstConc	Area	Relative to ISTD	R.T.
12.36	95.20 ng	3849850	Phenanthrene-d10	11.25

Hit#	of	Tentative ID	MW	MolForm	CAS#	Qual
1	5	9-Octadecenoic acid (Z)-, methyl...	296	C19H36O2	000112-62-9	94
2		9-Octadecenoic acid, methyl este...	296	C19H36O2	001937-62-8	91
3		15-Octadecenoic acid, methyl ester	296	C19H36O2	004764-72-1	81
4		16-Octadecenoic acid, methyl ester	296	C19H36O2	056554-49-5	81
5		7-Octadecenoic acid, methyl ester	296	C19H36O2	057396-98-2	74



Data Path : Z:\HPCHEM1\BNA F\DATA\BF082917\
 Data File : BF098125.D
 Acq On : 29 Aug 2017 21:57
 Operator : SJ/JU
 Sample : I4994-07 10X
 Misc :
 ALS Vial : 19 Sample Multiplier: 1

Instrument :
 BNA_F
 ClientSampled :
 EO-01-082517-C

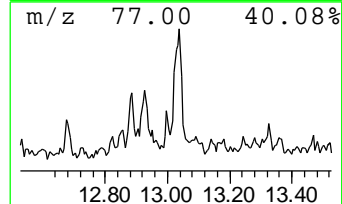
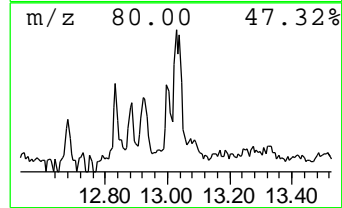
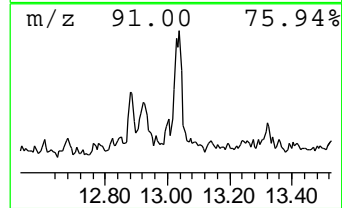
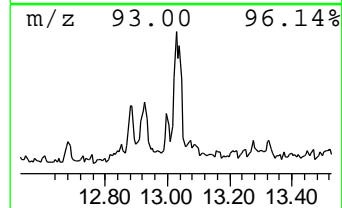
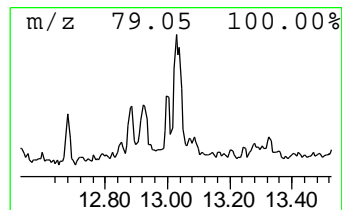
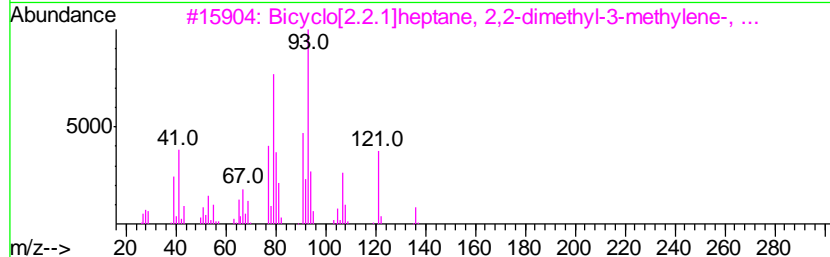
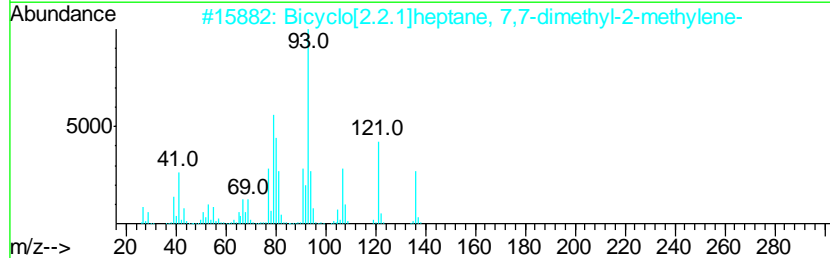
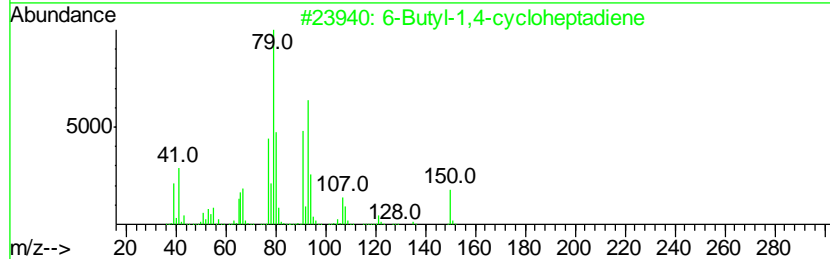
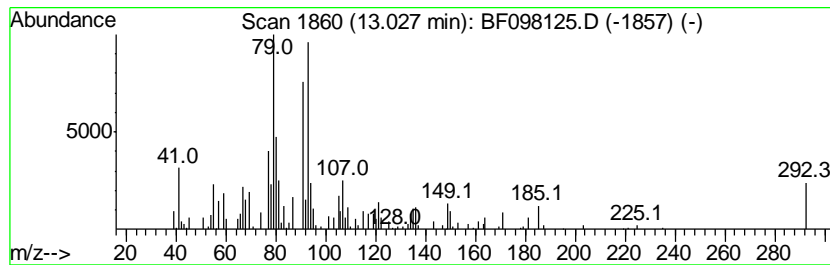
Quant Method : Z:\HPCHEM1\BNA F\METHODS\8270-BF081517.M
 Quant Title : ASP BNA STANDARDS FOR 5 POINT CALIBRATION

TIC Library : C:\DATABASE\NIST11.L
 TIC Integration Parameters: LSCINT.P

 Peak Number 13 6-Butyl-1,4-cycloheptadiene Concentration Rank 19

R.T.	EstConc	Area	Relative to ISTD	R.T.
13.03	2.27 ng	92792	Chrysene-d12	13.89

Hit#	of	Tentative ID	MW	MolForm	CAS#	Qual
1	5	6-Butyl-1,4-cycloheptadiene	150	C11H18	022735-58-6	90
2		Bicyclo[2.2.1]heptane, 7,7-dimet...	136	C10H16	000471-84-1	86
3		Bicyclo[2.2.1]heptane, 2,2-dimet...	136	C10H16	005794-03-6	83
4		m-Mentha-4,8-diene, (1S,3S)-(+)-	136	C10H16	005208-51-5	68
5		Bicyclo[3.1.1]heptane, 6,6-dimet...	136	C10H16	016022-04-1	59



Data Path : Z:\HPCHEM1\BNA F\DATA\BF082917\
 Data File : BF098125.D
 Acq On : 29 Aug 2017 21:57
 Operator : SJ/JU
 Sample : I4994-07 10X
 Misc :
 ALS Vial : 19 Sample Multiplier: 1

Instrument :
 BNA_F
 ClientSampled :
 EO-01-082517-C

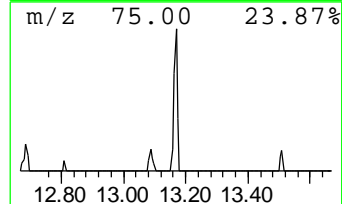
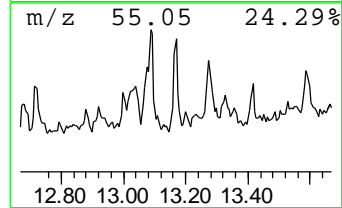
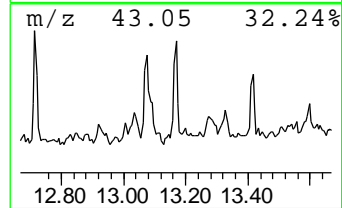
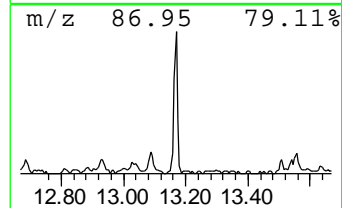
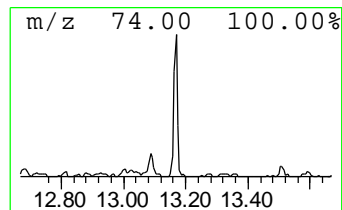
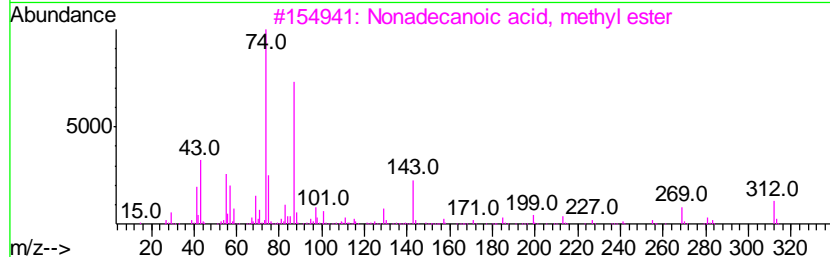
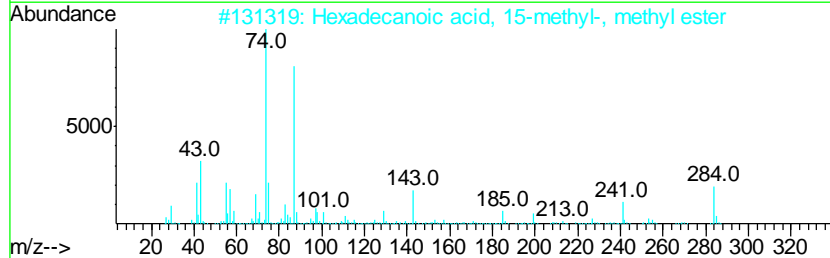
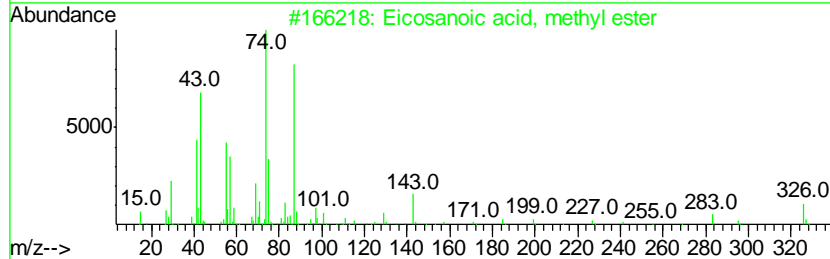
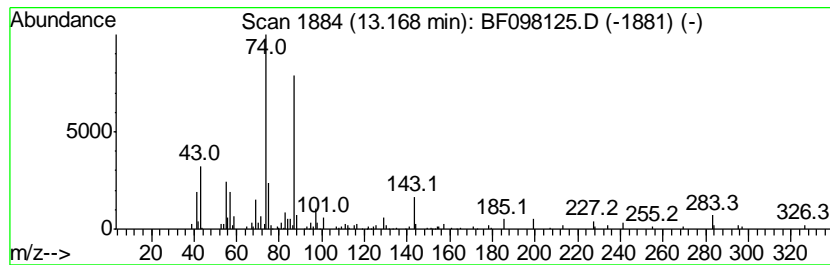
Quant Method : Z:\HPCHEM1\BNA F\METHODS\8270-BF081517.M
 Quant Title : ASP BNA STANDARDS FOR 5 POINT CALIBRATION

TIC Library : C:\DATABASE\NIST11.L
 TIC Integration Parameters: LSCINT.P

 Peak Number 15 Eicosanoic acid, methyl ester Concentration Rank 18

R.T.	EstConc	Area	Relative to ISTD	R.T.
13.17	2.46 ng	100423	Chrysene-d12	13.89

Hit#	of	Tentative ID	MW	MolForm	CAS#	Qual
1	5	Eicosanoic acid, methyl ester	326	C21H42O2	001120-28-1	95
2		Hexadecanoic acid, 15-methyl-, m...	284	C18H36O2	006929-04-0	94
3		Nonadecanoic acid, methyl ester	312	C20H40O2	001731-94-8	90
4		Heptadecanoic acid, methyl ester	284	C18H36O2	001731-92-6	87
5		Methyl stearate	298	C19H38O2	000112-61-8	87



Data Path : Z:\HPCHEM1\BNA F\DATA\BF082917\
 Data File : BF098125.D
 Acq On : 29 Aug 2017 21:57
 Operator : SJ/JU
 Sample : I4994-07 10X
 Misc :
 ALS Vial : 19 Sample Multiplier: 1

Instrument :
 BNA_F
 ClientSampleId :
 EO-01-082517-C

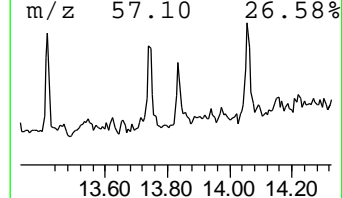
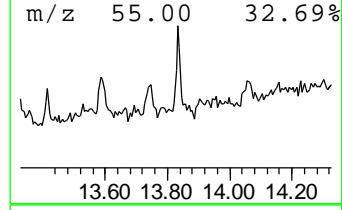
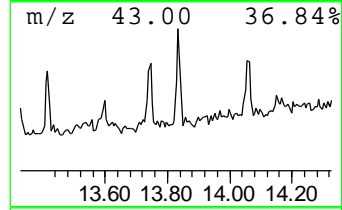
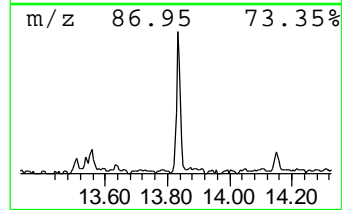
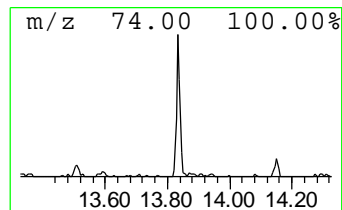
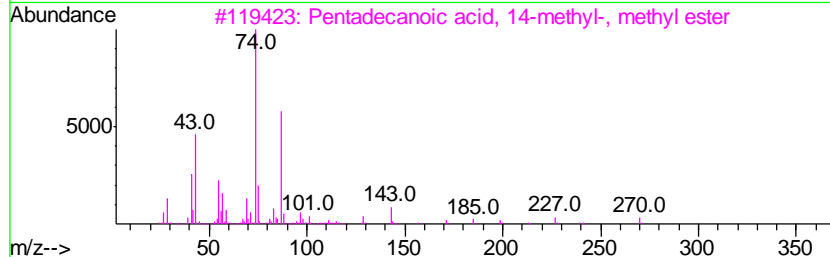
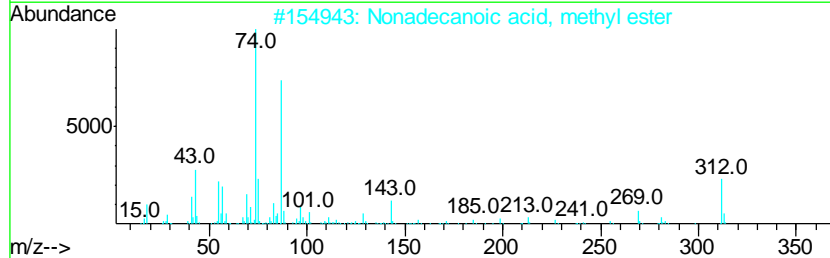
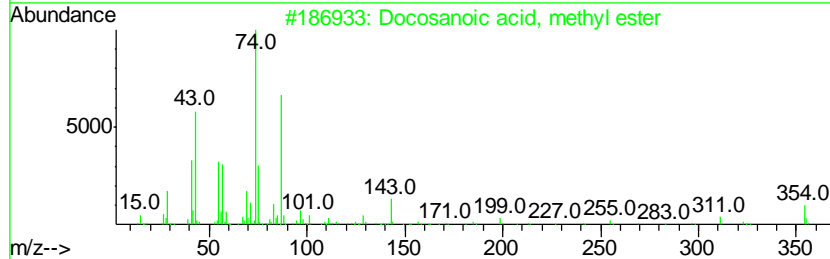
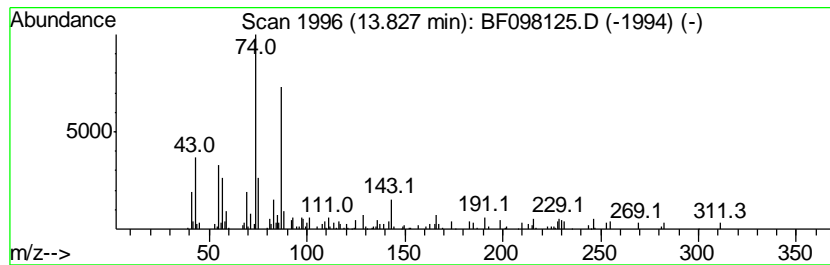
Quant Method : Z:\HPCHEM1\BNA F\METHODS\8270-BF081517.M
 Quant Title : ASP BNA STANDARDS FOR 5 POINT CALIBRATION

TIC Library : C:\DATABASE\NIST11.L
 TIC Integration Parameters: LSCINT.P

 Peak Number 16 Docosanoic acid, methyl ester Concentration Rank 15

R.T.	EstConc	Area	Relative to ISTD	R.T.
13.83	2.76 ng	112837	Chrysene-d12	13.89

Hit#	of	Tentative ID	MW	MolForm	CAS#	Qual
1	5	Docosanoic acid, methyl ester	354	C23H46O2	000929-77-1	97
2		Nonadecanoic acid, methyl ester	312	C20H40O2	001731-94-8	95
3		Pentadecanoic acid, 14-methyl-, ...	270	C17H34O2	005129-60-2	87
4		Hexadecanoic acid, 15-methyl-, m...	284	C18H36O2	006929-04-0	87
5		Methyl stearate	298	C19H38O2	000112-61-8	87



Data Path : Z:\HPCHEM1\BNA F\DATA\BF082917\
 Data File : BF098125.D
 Acq On : 29 Aug 2017 21:57
 Operator : SJ/JU
 Sample : I4994-07 10X
 Misc :
 ALS Vial : 19 Sample Multiplier: 1

Instrument :
 BNA_F
 ClientSampleID :
 EO-01-082517-C

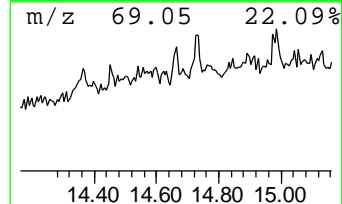
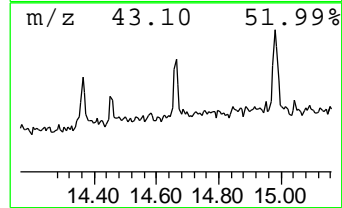
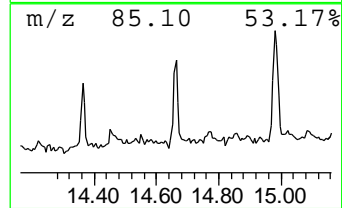
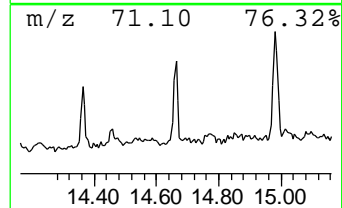
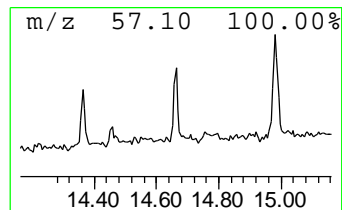
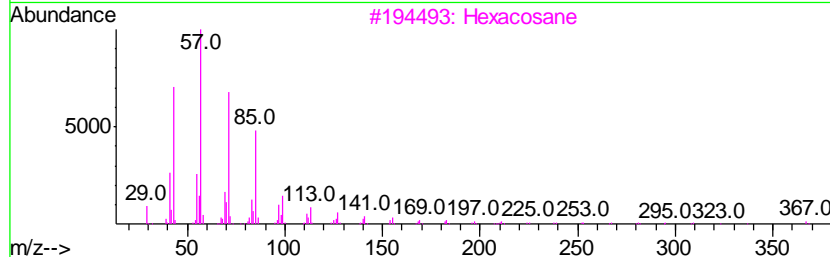
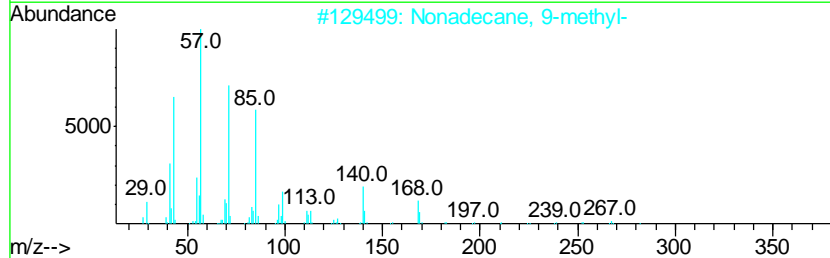
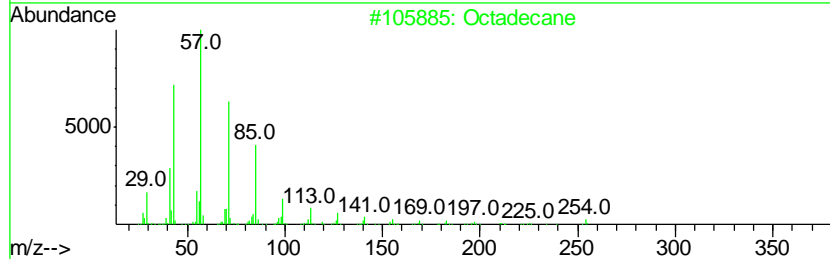
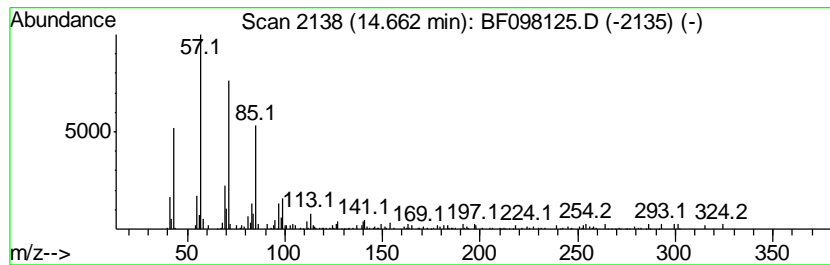
Quant Method : Z:\HPCHEM1\BNA F\METHODS\8270-BF081517.M
 Quant Title : ASP BNA STANDARDS FOR 5 POINT CALIBRATION

TIC Library : C:\DATABASE\NIST11.L
 TIC Integration Parameters: LSCINT.P

 Peak Number 17 Octadecane Concentration Rank 17

R.T.	EstConc	Area	Relative to ISTD	R.T.
14.66	2.60 ng	70487	Perylene-d12	15.30

Hit#	of	Tentative ID	MW	MolForm	CAS#	Qual
1	5	Octadecane	254	C18H38	000593-45-3	91
2		Nonadecane, 9-methyl-	282	C20H42	013287-24-6	86
3		Hexacosane	366	C26H54	000630-01-3	86
4		Pentadecane, 8-hexyl-	296	C21H44	013475-75-7	86
5		Tricosane, 2-methyl-	338	C24H50	001928-30-9	78



Data Path : Z:\HPCHEM1\BNA F\DATA\BF082917\
 Data File : BF098125.D
 Acq On : 29 Aug 2017 21:57
 Operator : SJ/JU
 Sample : I4994-07 10X
 Misc :
 ALS Vial : 19 Sample Multiplier: 1

Instrument :
 BNA_F
 ClientSampleID :
 EO-01-082517-C

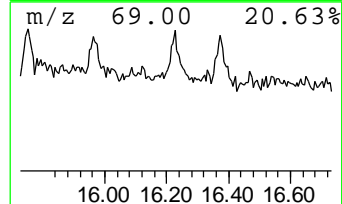
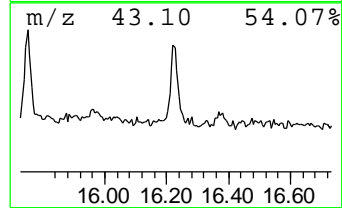
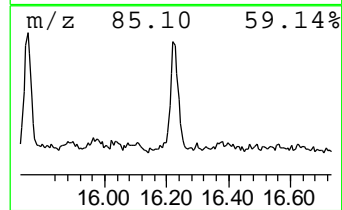
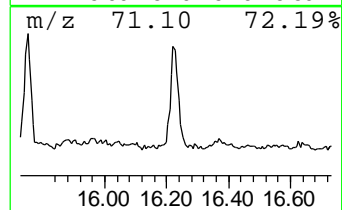
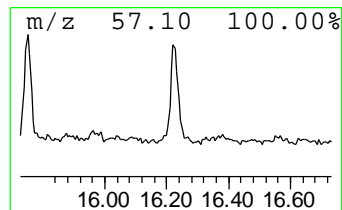
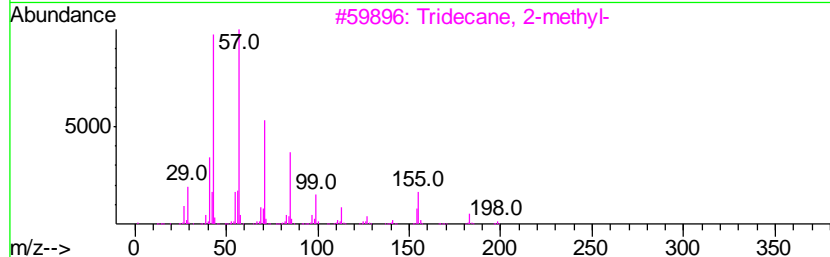
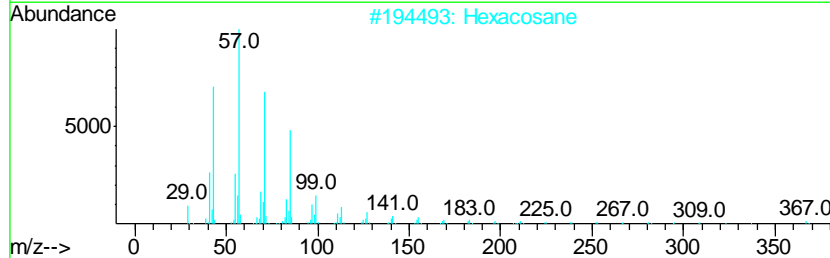
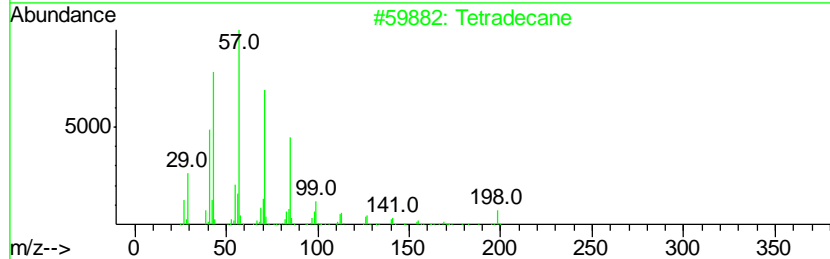
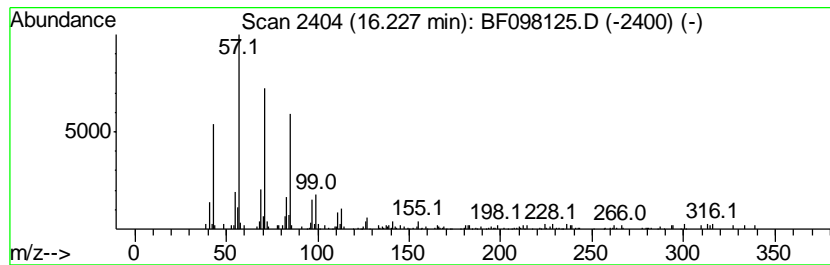
Quant Method : Z:\HPCHEM1\BNA F\METHODS\8270-BF081517.M
 Quant Title : ASP BNA STANDARDS FOR 5 POINT CALIBRATION

TIC Library : C:\DATABASE\NIST11.L
 TIC Integration Parameters: LSCINT.P

 Peak Number 20 Tetradecane Concentration Rank 5

R.T.	EstConc	Area	Relative to ISTD	R.T.
16.23	7.27 ng	197060	Perylene-d12	15.30

Hit#	of	Tentative ID	MW	MolForm	CAS#	Qual
1	5	Tetradecane	198	C14H30	000629-59-4	93
2		Hexacosane	366	C26H54	000630-01-3	86
3		Tridecane, 2-methyl-	198	C14H30	001560-96-9	64
4		Hexatriacontane	507	C36H74	000630-06-8	53
5		Undecane, 4,8-dimethyl-	184	C13H28	017301-33-6	53



Data Path : Z:\HPCHEM1\BNA_F\DATA\BF082917\
 Data File : BF098125.D
 Acq On : 29 Aug 2017 21:57
 Operator : SJ/JU
 Sample : I4994-07 10X
 Misc :
 ALS Vial : 19 Sample Multiplier: 1

Instrument :
 BNA_F
 ClientSampleId :
 EO-01-082517-C

Quant Method : Z:\HPCHEM1\BNA_F\METHODS\8270-BF081517.M
 Quant Title : ASP BNA STANDARDS FOR 5 POINT CALIBRATION

TIC Library : C:\DATABASE\NIST11.L
 TIC Integration Parameters: LSCINT.P

TIC Top Hit name	RT	EstConc	Units	Response	--Internal Standard--			
					#	RT	Resp	Conc
unknown6.50	6.50	7.7	ng	318555	1	6.73	829240	20.0
Heneicosane	10.67	6.1	ng	248396	4	11.25	808795	20.0
Heptadecane	11.12	3.9	ng	156534	4	11.25	808795	20.0
Tridecane	11.15	2.6	ng	106853	4	11.25	808795	20.0
Heptadecane, 2,6,...	11.55	3.2	ng	127654	4	11.25	808795	20.0
Hexadecanoic acid...	11.65	37.5	ng	1516850	4	11.25	808795	20.0
Decane, 2,3,5-tri...	11.96	2.8	ng	114040	4	11.25	808795	20.0
9,12-Octadecadien...	12.34	107.3	ng	4337230	4	11.25	808795	20.0
9-Octadecenoic ac...	12.36	95.2	ng	3849850	4	11.25	808795	20.0
6-Butyl-1,4-cyclo...	13.03	2.3	ng	92792	5	13.89	817287	20.0
Eicosanoic acid, ...	13.17	2.5	ng	100423	5	13.89	817287	20.0
Docosanoic acid, ...	13.83	2.8	ng	112837	5	13.89	817287	20.0
Octadecane	14.66	2.6	ng	70487	6	15.30	542189	20.0
Tetradecane	16.23	7.3	ng	197060	6	15.30	542189	20.0