

Data Path : Z:\HPCHEM1\BNA\_F\DATA\BF090915\  
 Data File : BF081555.D  
 Acq On : 9 Sep 2015 15:07  
 Operator : UM/IZ  
 Sample : SSTDCCC040  
 Misc :  
 ALS Vial : 2 Sample Multiplier: 1

Instrument :  
 BNA\_F  
 ClientSampleId :  
 SSTDCCC040

Quant Time: Sep 10 04:42:13 2015  
 Quant Method : Z:\HPCHEM1\BNA\_F\METHODS\8270-BF090115.M  
 Quant Title : ASP BNA STANDARDS FOR 5 POINT CALIBRATION  
 QLast Update : Thu Sep 10 04:35:20 2015  
 Response via : Initial Calibration

Internal Standards	R.T.	QIon	Response	Conc	Units	Dev(Min)
1) 1,4-Dichlorobenzene-d4	6.33	152	60215	20.00	ng	-0.01
21) Naphthalene-d8	7.62	136	226142	20.00	ng	-0.02
38) Acenaphthene-d10	9.37	164	115603	20.00	ng	-0.01
63) Phenanthrene-d10	10.83	188	226019	20.00	ng	-0.01
75) Chrysene-d12	13.44	240	195449	20.00	ng	-0.01
86) Perylene-d12	14.74	264	136525	20.00	ng	-0.01

## System Monitoring Compounds

5) 2-Fluorophenol	4.87	112	314363	81.00	ng	-0.01
7) Phenol-d6	6.01	99	399113	77.69	ng	-0.01
23) Nitrobenzene-d5	6.92	82	423815	90.42	ng	0.00
41) 2,4,6-Tribromophenol	10.16	330	84194	81.79	ng	0.00
44) 2-Fluorobiphenyl	8.71	172	621569	68.90	ng	-0.01
78) Terphenyl-d14	12.41	244	563331	67.09	ng	-0.01

## Target Compounds

Target Compounds	R.T.	QIon	Response	Conc	Units	Qvalue
2) 1,4-Dioxane	1.66	88	69947	40.13	ng	94
3) Pyridine	2.19	79	187682	39.05	ng	# 83
4) n-Nitrosodimethylamine	2.17	42	127854	47.88	ng	# 66
6) Aniline	6.00	93	289019	39.84	ng	# 79
8) 2-Chlorophenol	6.12	128	167695	39.21	ng	95
9) Benzaldehyde	5.87	77	120188	37.34	ng	# 78
10) Phenol	6.02	94	235993	39.61	ng	# 49
11) bis(2-Chloroethyl)ether	6.09	93	166117	38.65	ng	87
12) 1,3-Dichlorobenzene	6.27	146	186938	40.91	ng	# 93
13) 1,4-Dichlorobenzene	6.35	146	189837	40.80	ng	# 90
14) 1,2-Dichlorobenzene	6.50	146	152204	36.33	ng	# 87
15) Benzyl Alcohol	6.50	79	175092	41.55	ng	# 68
16) 2,2'-oxybis(1-Chloropropan	6.65	45	343275	41.67	ng	85
17) 2-Methylphenol	6.64	107	145029	42.50	ng	# 73
18) Hexachloroethane	6.84	117	74710	41.27	ng	89
19) n-Nitroso-di-n-propylamine	6.79	70	150356	43.00	ng	# 87
20) 3+4-Methylphenols	6.80	107	179480	39.01	ng	87
22) Acetophenone	6.78	105	259090	41.95	ng	# 83
24) Nitrobenzene	6.94	77	192022	39.45	ng	# 60
25) Isophorone	7.19	82	374502	42.96	ng	# 84
26) 2-Nitrophenol	7.26	139	95946	45.22	ng	# 46
27) 2,4-Dimethylphenol	7.32	122	161878	44.18	ng	# 80
28) bis(2-Chloroethoxy)methane	7.40	93	203007	40.31	ng	# 90
29) 2,4-Dichlorophenol	7.51	162	141014	44.38	ng	96
30) 1,2,4-Trichlorobenzene	7.58	180	148675	43.07	ng	98
31) Naphthalene	7.64	128	458036	37.98	ng	98
32) Benzoic acid	7.50	122	108048	41.66	ng	# 53
33) 4-Chloroaniline	7.71	127	188473	38.31	ng	# 79
34) Hexachlorobutadiene	7.77	225	86294	41.08	ng	99
35) Caprolactam	8.11	113	38008	39.00	ng	# 9
36) 4-Chloro-3-methylphenol	8.23	107	170943	48.06	ng	# 81
37) 2-Methylnaphthalene	8.34	142	326081	41.55	ng	# 91
39) 1,2,4,5-Tetrachlorobenzene	8.50	216	127269	34.81	ng	97
40) Hexachlorocyclopentadiene	8.49	237	60707	33.84	ng	95

Data Path : Z:\HPCHEM1\BNA\_F\DATA\BF090915\  
 Data File : BF081555.D  
 Acq On : 9 Sep 2015 15:07  
 Operator : UM/IZ  
 Sample : SSTDCCC040  
 Misc :  
 ALS Vial : 2 Sample Multiplier: 1

Instrument :  
 BNA\_F  
 ClientSampleId :  
 SSTDCCC040

Quant Time: Sep 10 04:42:13 2015  
 Quant Method : Z:\HPCHEM1\BNA\_F\METHODS\8270-BF090115.M  
 Quant Title : ASP BNA STANDARDS FOR 5 POINT CALIBRATION  
 QLast Update : Thu Sep 10 04:35:20 2015  
 Response via : Initial Calibration

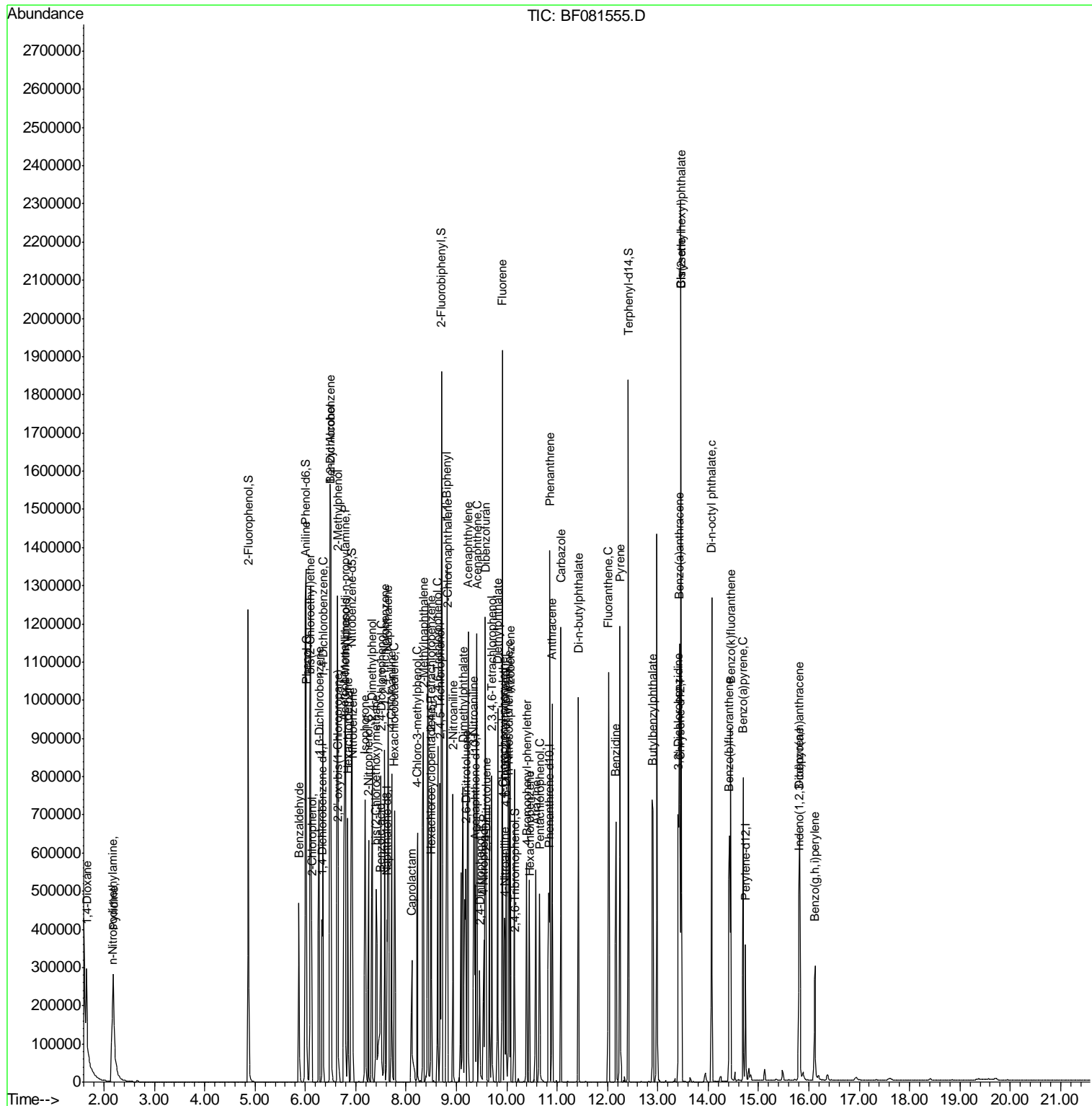
Internal Standards	R.T.	QIon	Response	Conc	Units	Dev(Min)
42) 2,4,6-Trichlorophenol	8.63	196	96399	38.21	ng	98
43) 2,4,5-Trichlorophenol	8.67	196	101767	39.54	ng #	86
45) 1,1'-Biphenyl	8.81	154	419387	39.43	ng	96
46) 2-Chloronaphthalene	8.82	162	275360	35.85	ng #	87
47) 2-Nitroaniline	8.94	65	141423	45.18	ng #	62
48) Acenaphthylene	9.23	152	511153	37.51	ng	98
49) Dimethylphthalate	9.13	163	359708	40.05	ng #	96
50) 2,6-Dinitrotoluene	9.19	165	82556	40.50	ng #	76
51) Acenaphthene	9.40	154	311395	40.17	ng	90
52) 3-Nitroaniline	9.35	138	89582	38.60	ng #	44
53) 2,4-Dinitrophenol	9.46	184	46139	47.34	ng #	62
54) Dibenzofuran	9.58	168	439819	38.86	ng #	90
55) 4-Nitrophenol	9.54	139	62263m	42.70	ng	
56) 2,4-Dinitrotoluene	9.59	165	114786	44.22	ng #	96
57) Fluorene	9.91	166	315485	36.73	ng	95
58) 2,3,4,6-Tetrachlorophenol	9.70	232	88312	44.94	ng	92
59) Diethylphthalate	9.82	149	346115	36.63	ng	95
60) 4-Chlorophenyl-phenylether	9.92	204	156447	39.08	ng	91
61) 4-Nitroaniline	9.96	138	101215	43.17	ng #	44
62) Azobenzene	10.07	77	386271	36.77	ng #	80
64) 4,6-Dinitro-2-methylphenol	9.99	198	54711	43.28	ng #	58
65) n-Nitrosodiphenylamine	10.04	169	303128	36.86	ng	92
66) 4-Bromophenyl-phenylether	10.40	248	92109	40.30	ng	92
67) Hexachlorobenzene	10.46	284	94223	39.43	ng #	76
68) Atrazine	10.58	200	102195	42.94	ng	82
69) Pentachlorophenol	10.65	266	50864	47.69	ng	99
70) Phenanthrene	10.86	178	505000	40.19	ng	97
71) Anthracene	10.90	178	446890	34.62	ng	97
72) Carbazole	11.07	167	495199	40.88	ng	96
73) Di-n-butylphthalate	11.43	149	615829	43.05	ng #	98
74) Fluoranthene	12.02	202	479124	35.22	ng	91
76) Benzidine	12.17	184	306384	36.52	ng	98
77) Pyrene	12.25	202	581374	40.16	ng	98
79) Butylbenzylphthalate	12.90	149	260517	41.38	ng	99
80) Benzo(a)anthracene	13.43	228	482382	38.76	ng	98
81) 3,3'-Dichlorobenzidine	13.41	252	141529	33.71	ng #	97
82) Chrysene	13.46	228	344399	30.87	ng	94
83) Bis(2-ethylhexyl)phthalate	13.46	149	338553	40.74	ng #	90
84) Di-n-octyl phthalate	14.07	149	560355	40.96	ng	94
85) Indeno(1,2,3-cd)pyrene	15.81	276	295143	36.05	ng #	84
87) Benzo(b)fluoranthene	14.42	252	439851m	45.13	ng	
88) Benzo(k)fluoranthene	14.45	252	300675m	37.18	ng	
89) Benzo(a)pyrene	14.70	252	322833	39.09	ng #	85
90) Dibenzo(a,h)anthracene	15.82	278	246503	38.62	ng #	80
91) Benzo(g,h,i)perylene	16.13	276	231069	37.93	ng #	70

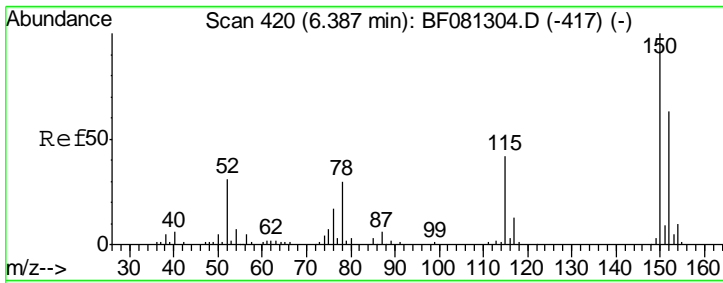
(#) = qualifier out of range (m) = manual integration (+) = signals summed

Data Path : Z:\HPCHEM1\BNA\_F\DATA\BF090915\  
 Data File : BF081555.D  
 Acq On : 9 Sep 2015 15:07  
 Operator : UM/IZ  
 Sample : SSTDCCC040  
 Misc :  
 ALS Vial : 2 Sample Multiplier: 1

Instrument :  
 BNA\_F  
 Client Sampled :  
 SSTDCCC040

Quant Time: Sep 10 04:42:13 2015  
 Quant Method : Z:\HPCHEM1\BNA\_F\METHODS\8270-BF090115.M  
 Quant Title : ASP BNA STANDARDS FOR 5 POINT CALIBRATION  
 QLast Update : Thu Sep 10 04:35:20 2015  
 Response via : Initial Calibration

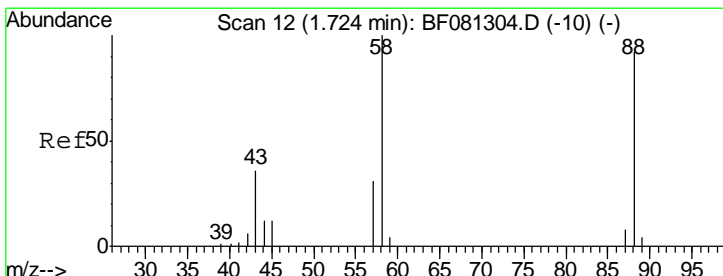
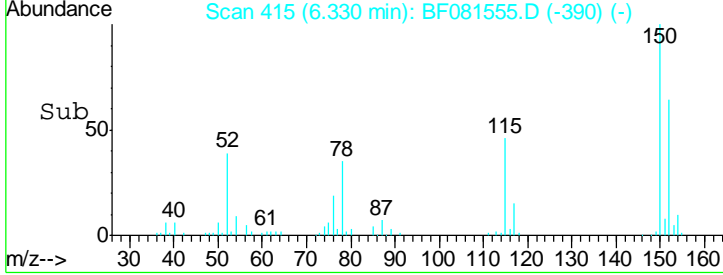
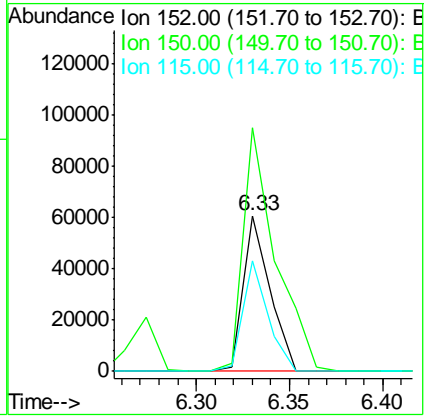
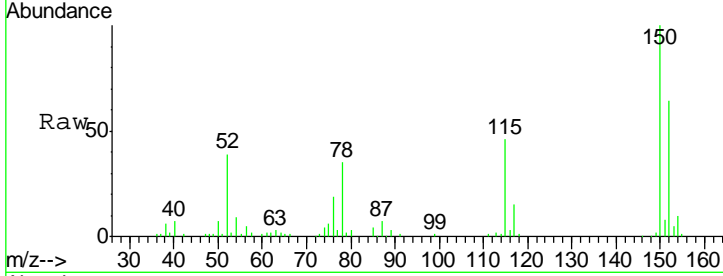




#1  
 1,4-Dichlorobenzene-d4  
 Concen: 20.00 ng  
 RT: 6.33 min Scan# 415  
 Delta R.T. -0.01 min  
 Lab File: BF081555.D  
 Acq: 9 Sep 2015 15:07

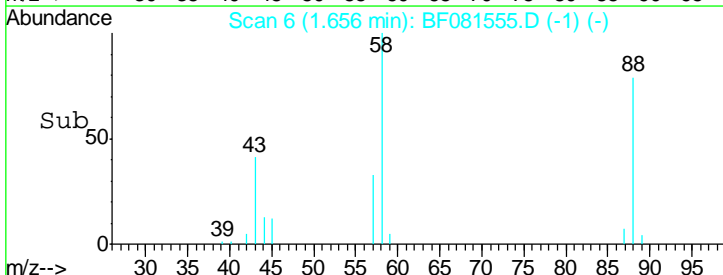
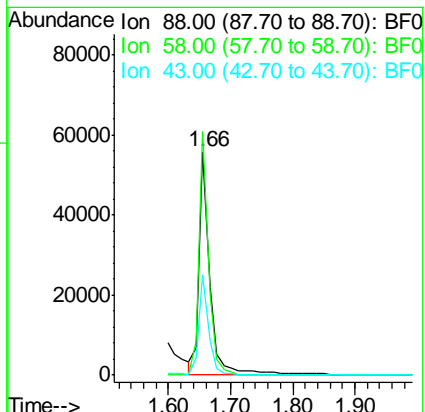
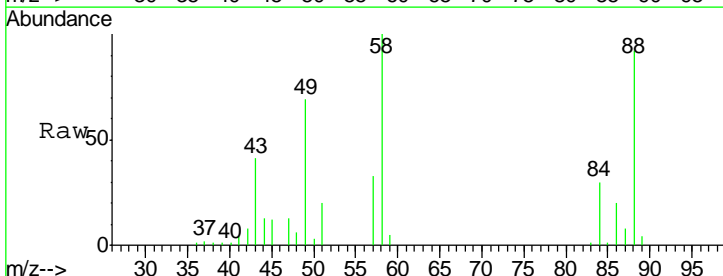
**Instrument :**  
 BNA\_F  
**ClientSampleId :**  
 SSTDCCC040

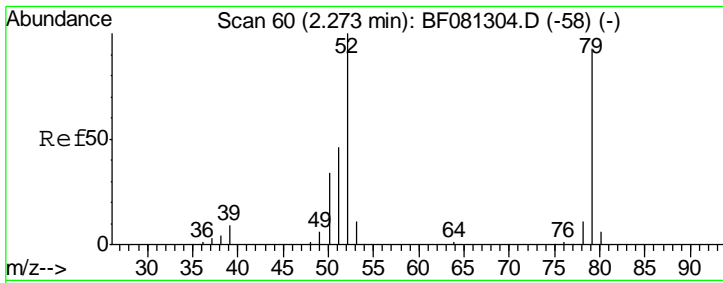
Tgt Ion	Resp	Lower	Upper
152	60215		
152	100		
150	156.2	124.7	187.1
115	71.2	39.0	58.4#



#2  
 1,4-Dioxane  
 Concen: 40.13 ng  
 RT: 1.66 min Scan# 6  
 Delta R.T. 0.01 min  
 Lab File: BF081555.D  
 Acq: 9 Sep 2015 15:07

Tgt Ion	Resp	Lower	Upper
88	69947		
88	100		
58	93.5	77.7	116.5
43	39.7	26.6	40.0

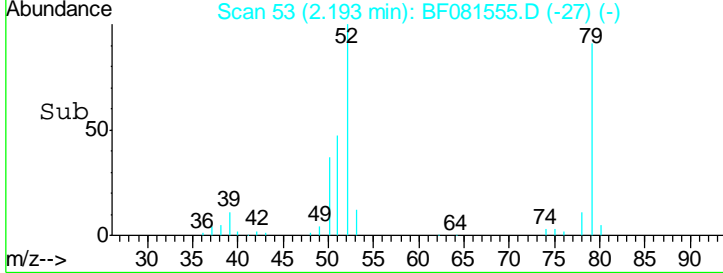
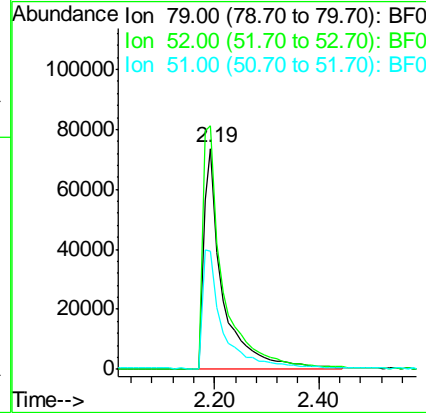
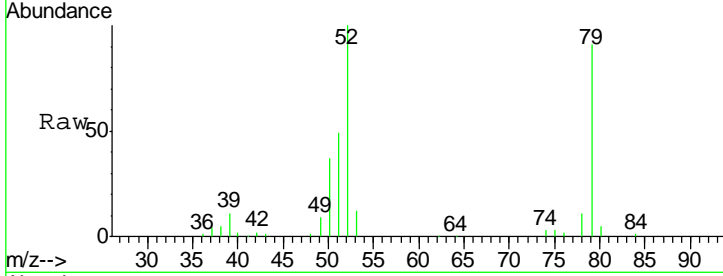




#3  
 Pyridine  
 Concen: 39.05 ng  
 RT: 2.19 min Scan# 53  
 Delta R.T. 0.00 min  
 Lab File: BF081555.D  
 Acq: 9 Sep 2015 15:07

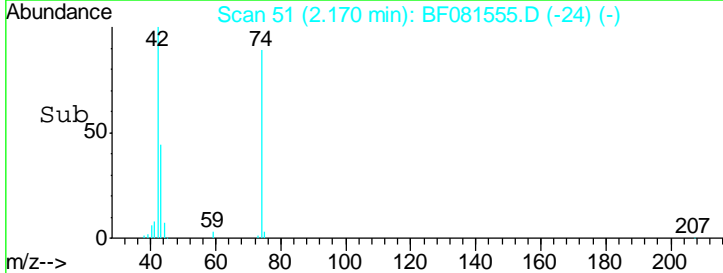
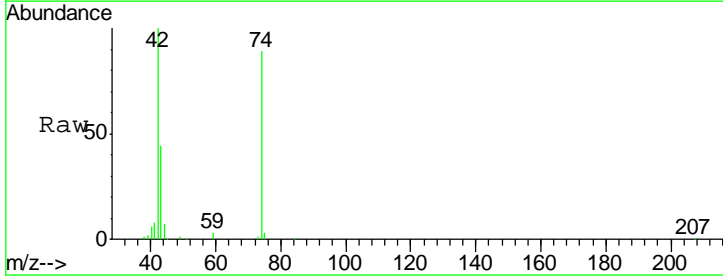
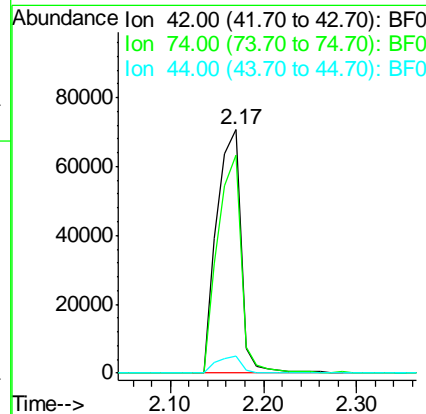
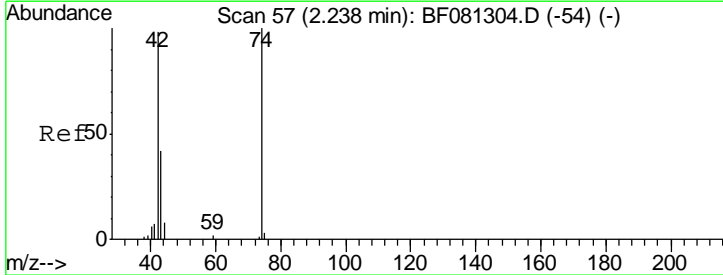
**Instrument :**  
 BNA\_F  
**ClientSampleId :**  
 SSTDCCC040

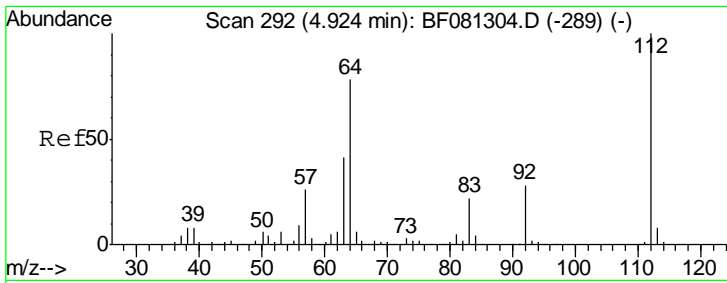
Tgt Ion	Resp	Lower	Upper
79	187682		
79	100		
52	110.3	76.8	115.2
51	53.6	32.2	48.4#



#4  
 n-Nitrosodimethylamine  
 Concen: 47.88 ng  
 RT: 2.17 min Scan# 51  
 Delta R.T. 0.01 min  
 Lab File: BF081555.D  
 Acq: 9 Sep 2015 15:07

Tgt Ion	Resp	Lower	Upper
42	127854		
42	100		
74	89.5	105.0	157.6#
44	6.9	6.6	10.0

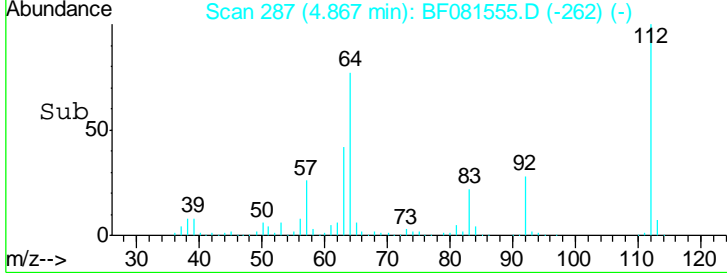
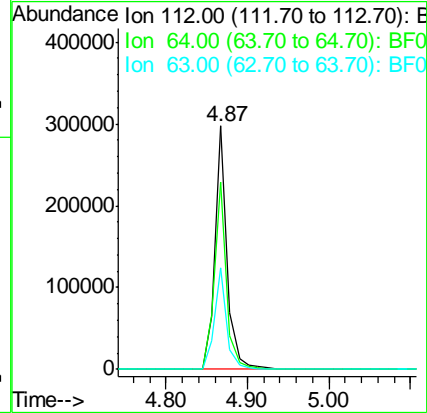
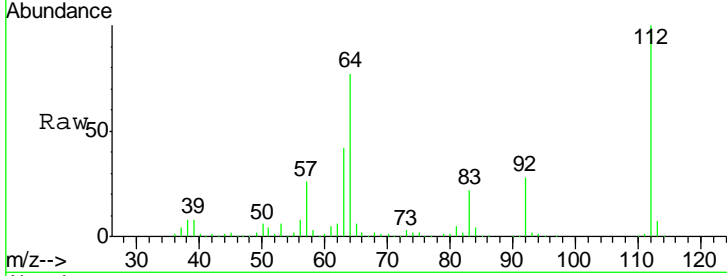




#5  
 2-Fluorophenol  
 Concen: 81.00 ng  
 RT: 4.87 min Scan# 287  
 Delta R.T. -0.01 min  
 Lab File: BF081555.D  
 Acq: 9 Sep 2015 15:07

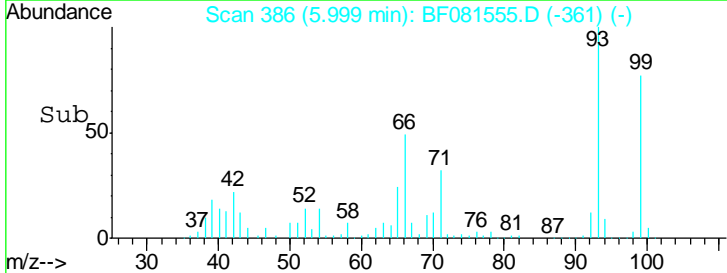
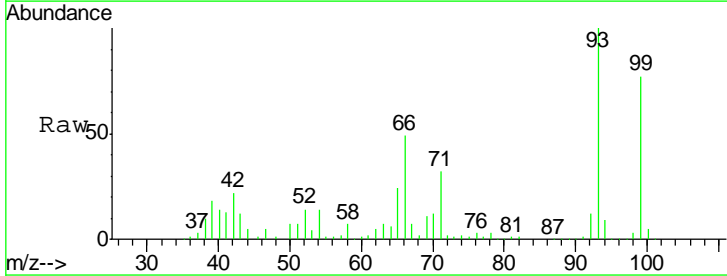
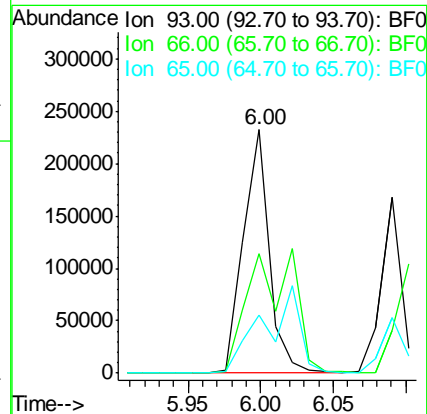
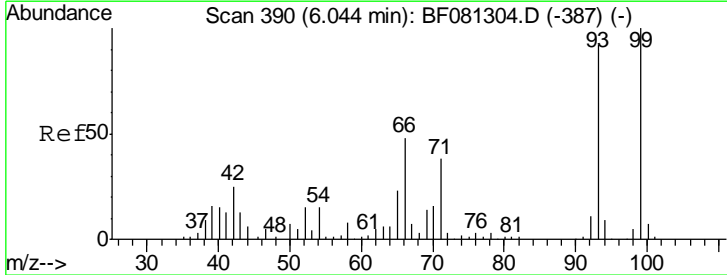
Instrument :  
 BNA\_F  
 ClientSampleId :  
 SSTDCCC040

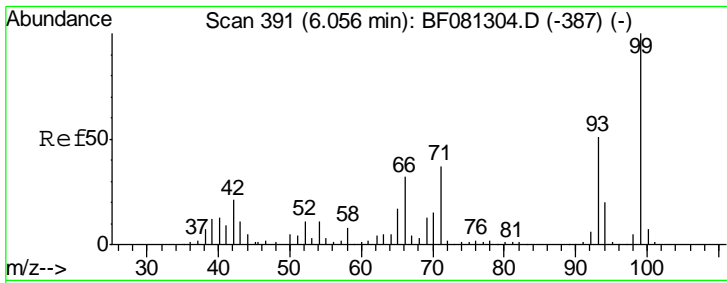
Tgt Ion	Resp	Lower	Upper
112	100		
64	77.1	39.7	59.5#
63	41.6	17.4	26.0#



#6  
 Aniline  
 Concen: 39.84 ng  
 RT: 6.00 min Scan# 386  
 Delta R.T. -0.01 min  
 Lab File: BF081555.D  
 Acq: 9 Sep 2015 15:07

Tgt Ion	Resp	Lower	Upper
93	100		
66	49.0	27.2	40.8#
65	24.0	14.7	22.1#

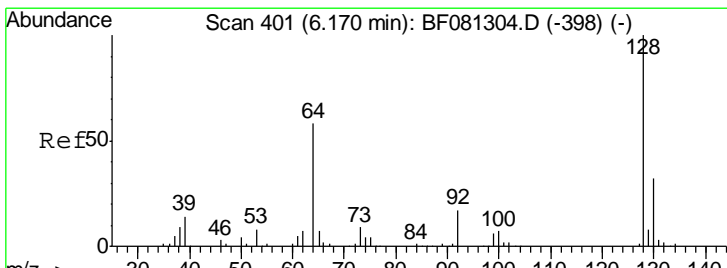
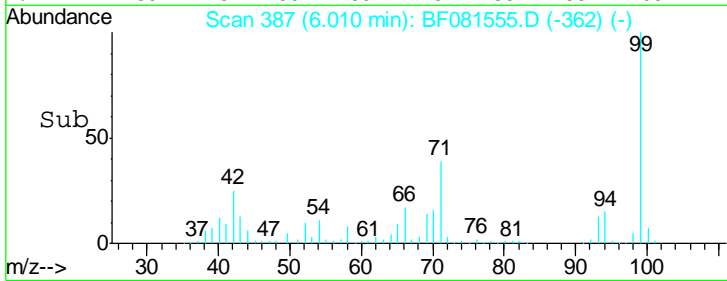
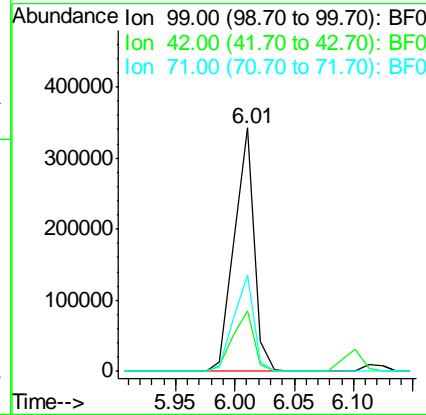
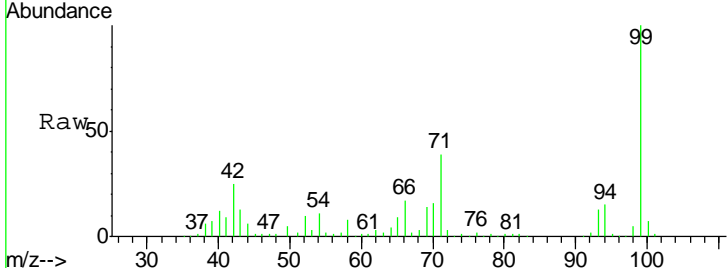




#7  
 Phenol-d6  
 Concen: 77.69 ng  
 RT: 6.01 min Scan# 387  
 Delta R.T. -0.01 min  
 Lab File: BF081555.D  
 Acq: 9 Sep 2015 15:07

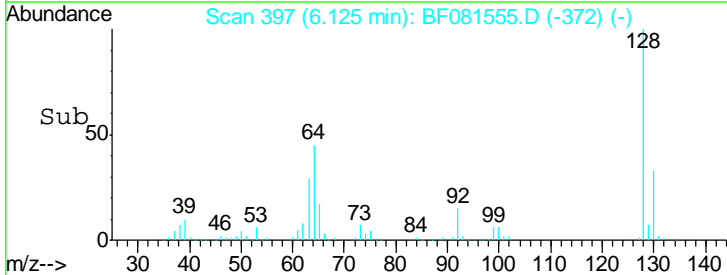
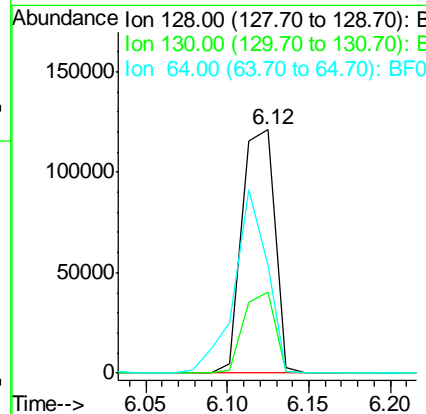
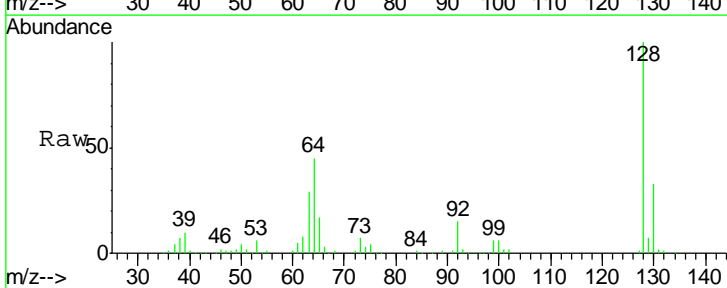
Instrument :  
 BNA\_F  
 ClientSampleId :  
 SSTDCCC040

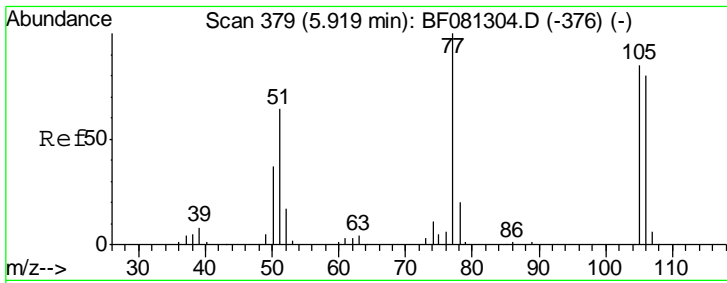
Tgt Ion	Resp	Lower	Upper
99	399113		
42	24.9	13.7	20.5#
71	39.5	14.2	21.2#



#8  
 2-Chlorophenol  
 Concen: 39.21 ng  
 RT: 6.12 min Scan# 397  
 Delta R.T. -0.01 min  
 Lab File: BF081555.D  
 Acq: 9 Sep 2015 15:07

Tgt Ion	Resp	Lower	Upper
128	167695		
130	33.4	12.2	52.2
64	44.6	20.5	60.5

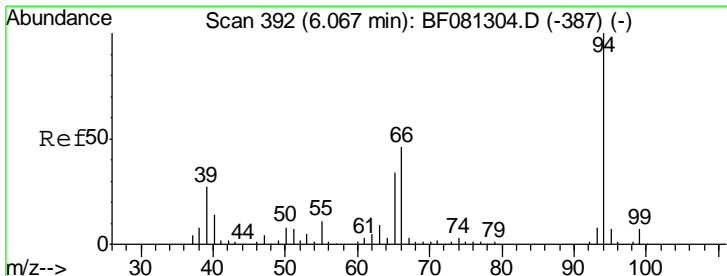
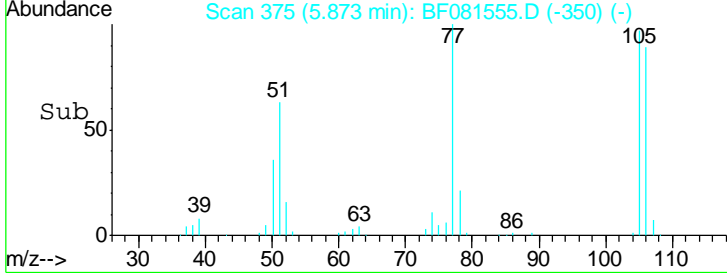
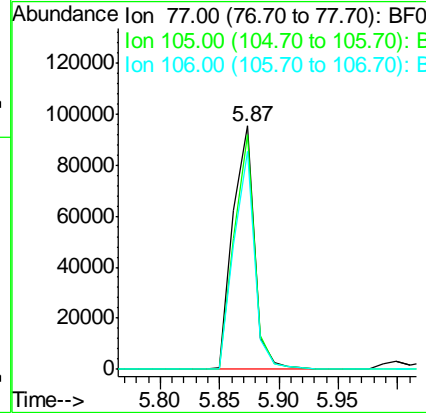
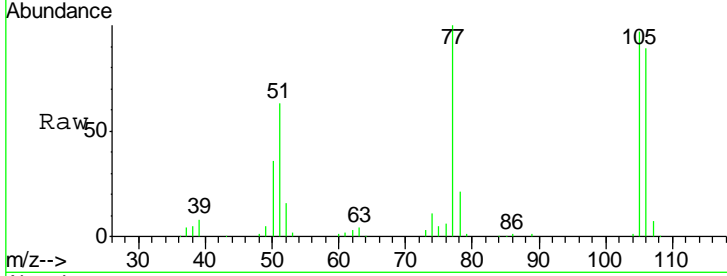




#9  
Benzaldehyde  
Concen: 37.34 ng  
RT: 5.87 min Scan# 375  
Delta R.T. -0.01 min  
Lab File: BF081555.D  
Acq: 9 Sep 2015 15:07

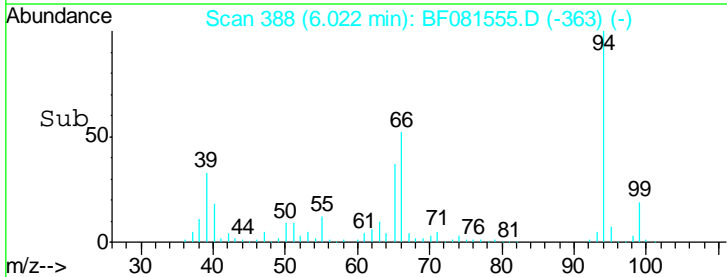
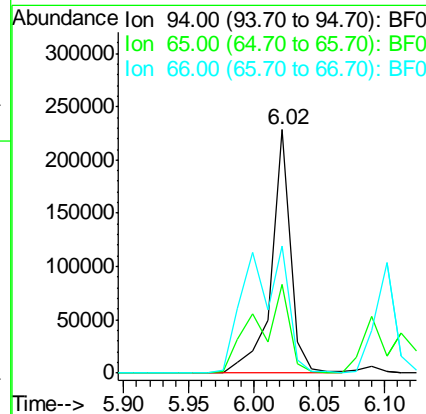
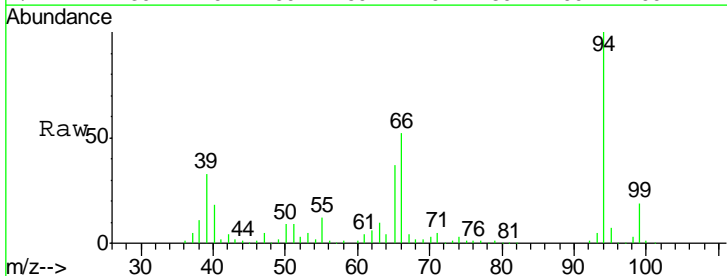
Instrument :  
BNA\_F  
ClientSampleId :  
SSTDCCC040

Tgt Ion	Resp	Lower	Upper
77	120188		
105	96.6	91.6	131.6
106	89.5	102.6	142.6

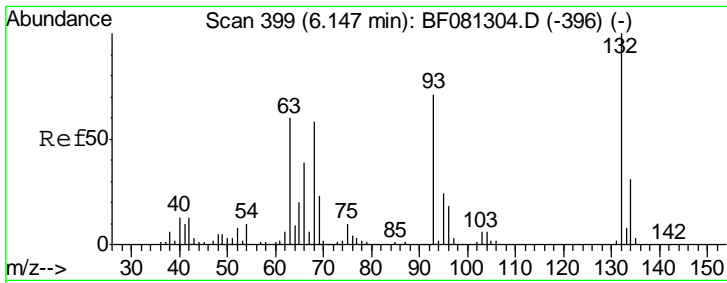


#10  
Phenol  
Concen: 39.61 ng  
RT: 6.02 min Scan# 388  
Delta R.T. -0.01 min  
Lab File: BF081555.D  
Acq: 9 Sep 2015 15:07

Tgt Ion	Resp	Lower	Upper
94	235993		
65	36.7	0.7	40.7
66	52.3	0.8	40.8



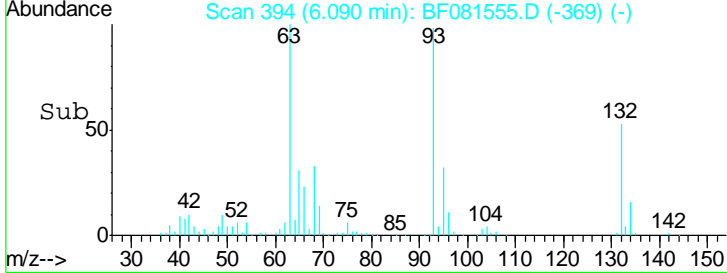
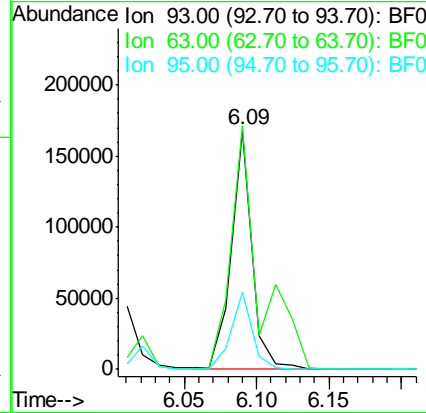
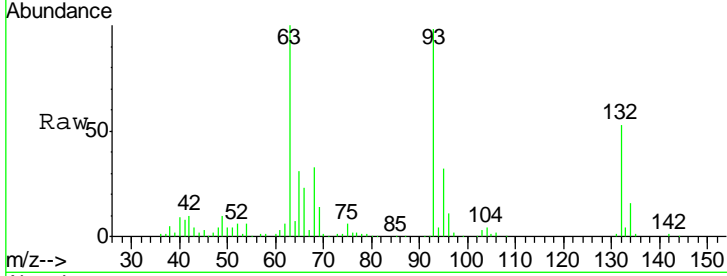




#11  
 bis(2-Chloroethyl)ether  
 Concen: 38.65 ng  
 RT: 6.09 min Scan# 394  
 Delta R.T. -0.01 min  
 Lab File: BF081555.D  
 Acq: 9 Sep 2015 15:07

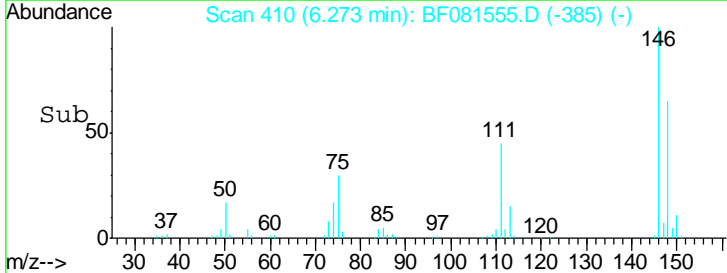
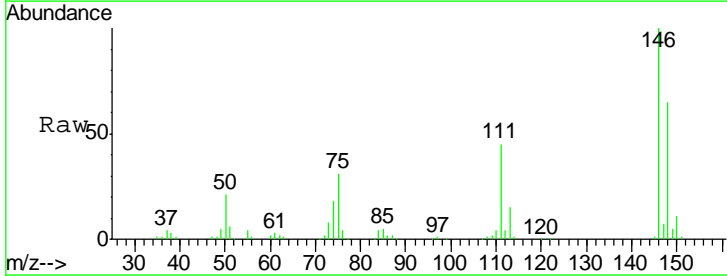
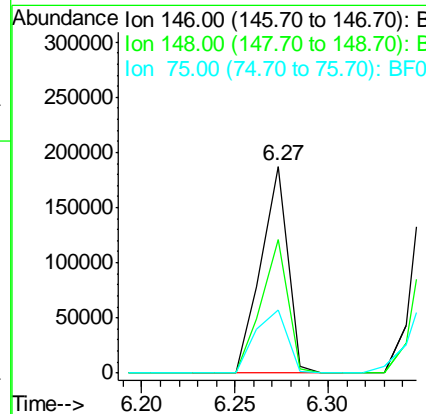
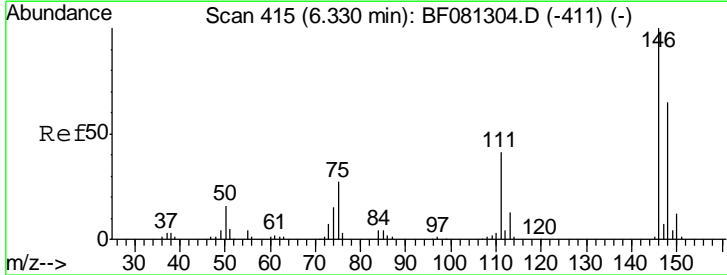
**Instrument :**  
 BNA\_F  
**ClientSampleId :**  
 SSTDCCC040

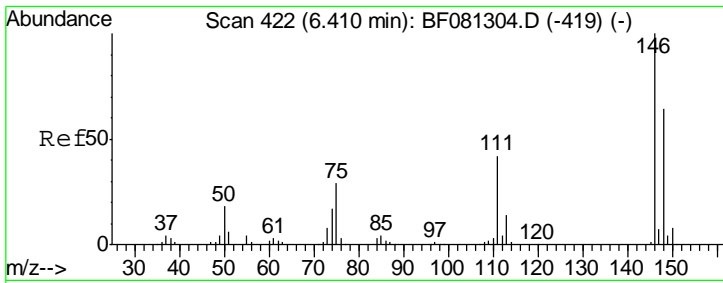
Tgt Ion	Resp	Lower	Upper
93	166117		
93	100		
63	102.1	65.6	105.6
95	32.5	13.6	53.6



#12  
 1,3-Dichlorobenzene  
 Concen: 40.91 ng  
 RT: 6.27 min Scan# 410  
 Delta R.T. -0.01 min  
 Lab File: BF081555.D  
 Acq: 9 Sep 2015 15:07

Tgt Ion	Resp	Lower	Upper
146	186938		
146	100		
148	64.9	51.0	76.4
75	30.7	15.0	22.6#

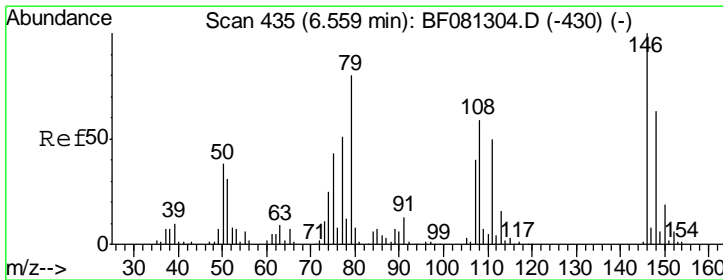
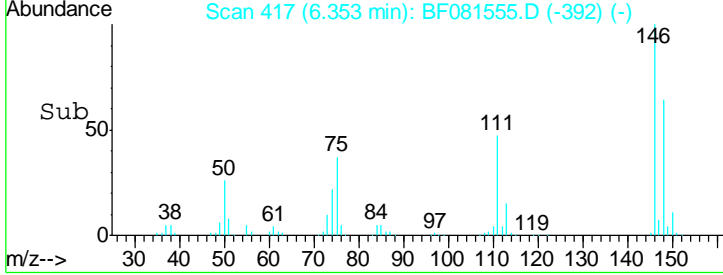
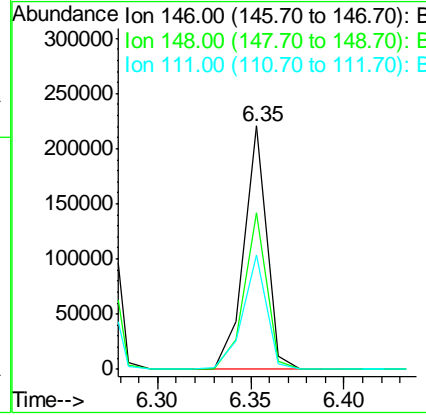
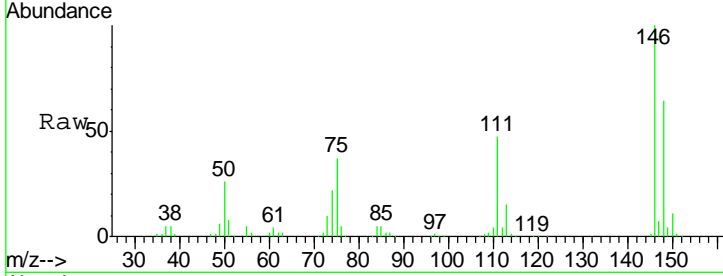




#13  
 1,4-Dichlorobenzene  
 Concen: 40.80 ng  
 RT: 6.35 min Scan# 417  
 Delta R.T. -0.01 min  
 Lab File: BF081555.D  
 Acq: 9 Sep 2015 15:07

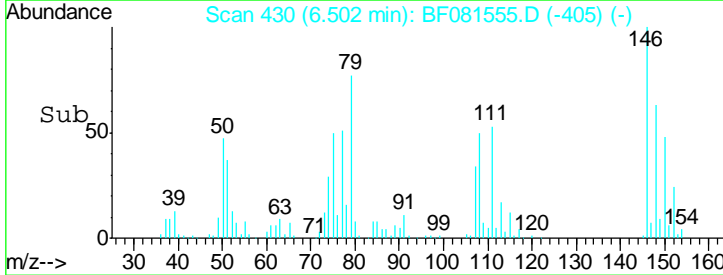
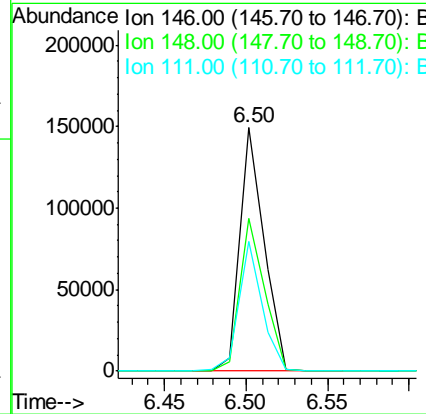
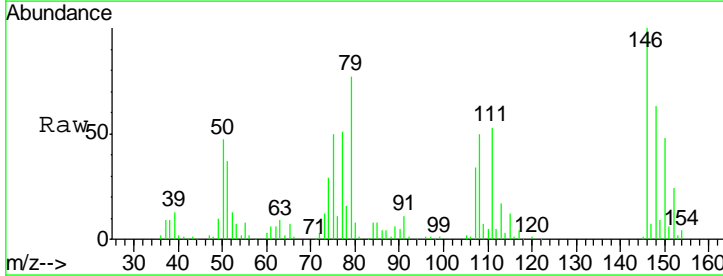
Instrument :  
 BNA\_F  
 ClientSampleId :  
 SSTDCCC040

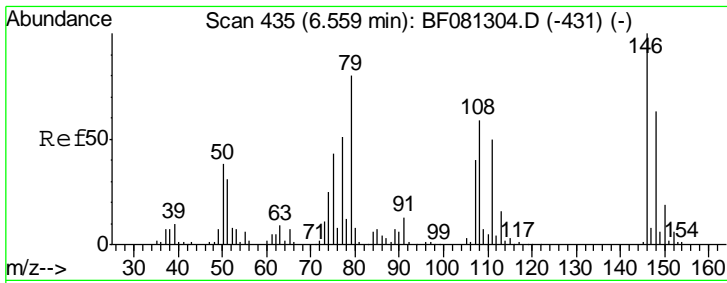
Tgt Ion	Resp	Lower	Upper
146	189837		
148	64.5	51.8	77.6
111	46.9	24.9	37.3#



#14  
 1,2-Dichlorobenzene  
 Concen: 36.33 ng  
 RT: 6.50 min Scan# 430  
 Delta R.T. -0.01 min  
 Lab File: BF081555.D  
 Acq: 9 Sep 2015 15:07

Tgt Ion	Resp	Lower	Upper
146	152204		
148	62.6	52.7	79.1
111	53.4	28.8	43.2#

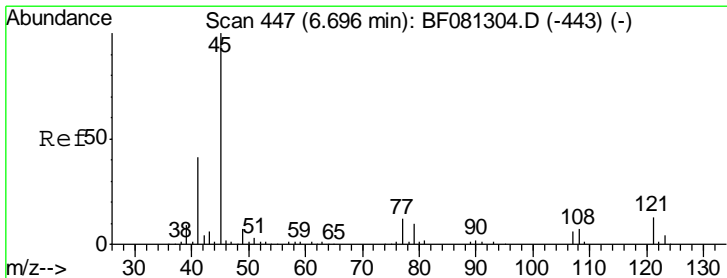
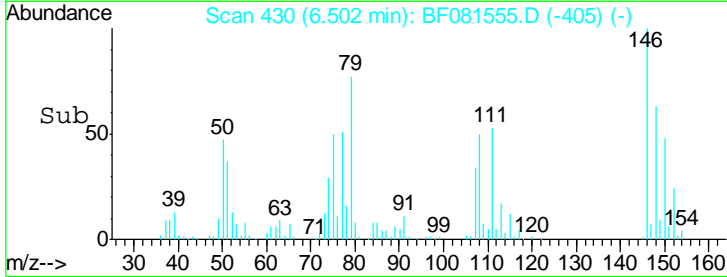
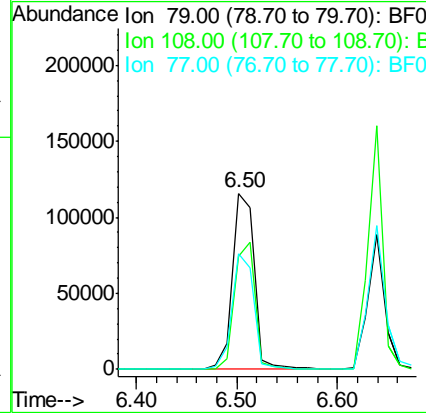
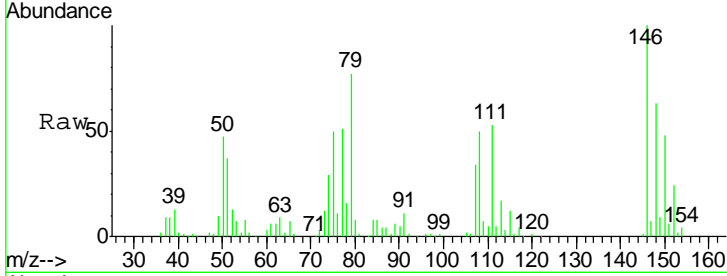




#15  
 Benzyl Alcohol  
 Concen: 41.55 ng  
 RT: 6.50 min Scan# 430  
 Delta R.T. -0.01 min  
 Lab File: BF081555.D  
 Acq: 9 Sep 2015 15:07

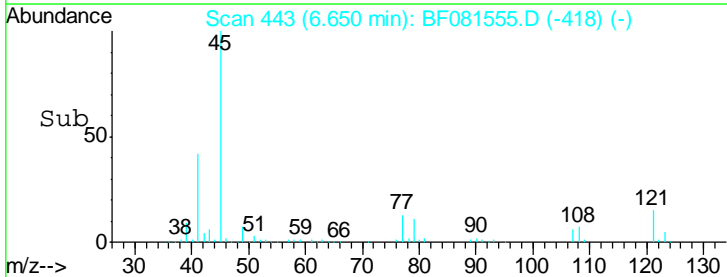
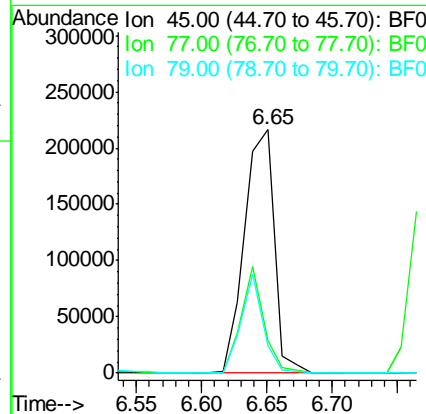
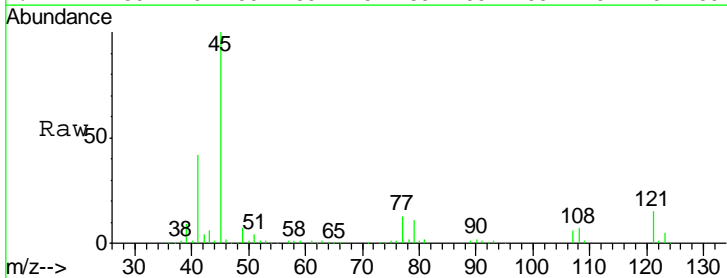
Instrument :  
 BNA\_F  
 ClientSampleId :  
 SSTDCCC040

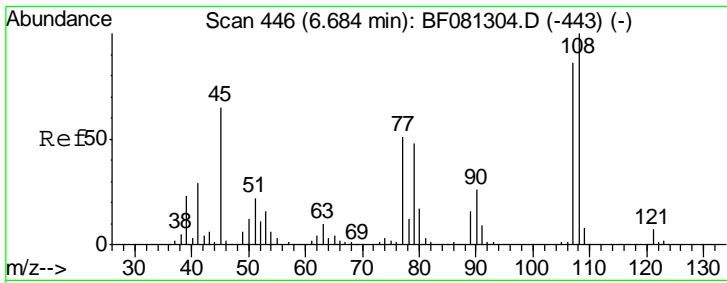
Tgt Ion	Resp	Lower	Upper
79	175092		
108	64.0	88.6	132.8#
77	65.4	47.0	70.4



#16  
 2,2'-oxybis(1-Chloropropane)  
 Concen: 41.67 ng  
 RT: 6.65 min Scan# 443  
 Delta R.T. -0.01 min  
 Lab File: BF081555.D  
 Acq: 9 Sep 2015 15:07

Tgt Ion	Resp	Lower	Upper
45	343275		
77	13.4	0.0	28.1
79	11.2	0.0	26.0

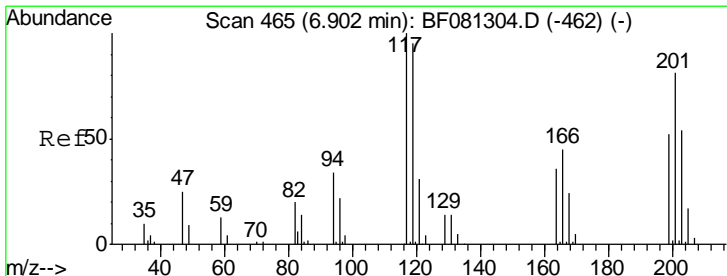
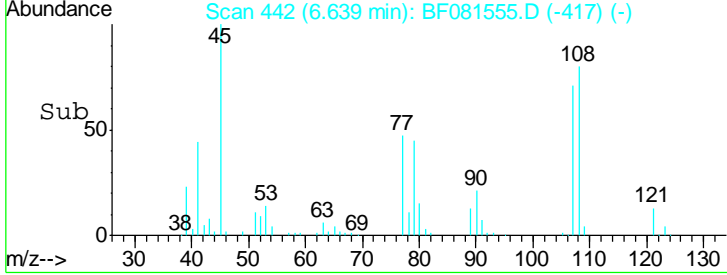
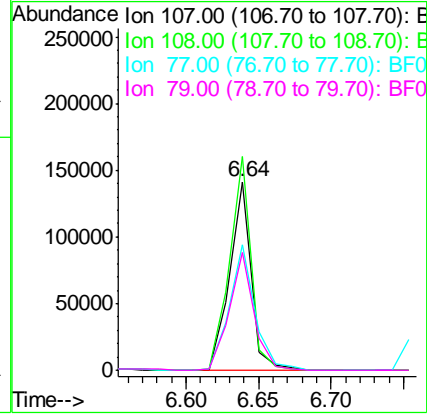
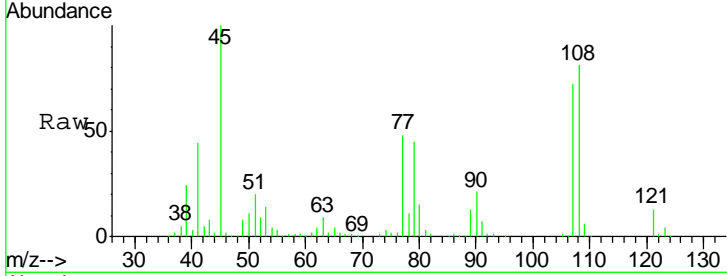




#17  
 2-Methylphenol  
 Concen: 42.50 ng  
 RT: 6.64 min Scan# 442  
 Delta R.T. -0.01 min  
 Lab File: BF081555.D  
 Acq: 9 Sep 2015 15:07

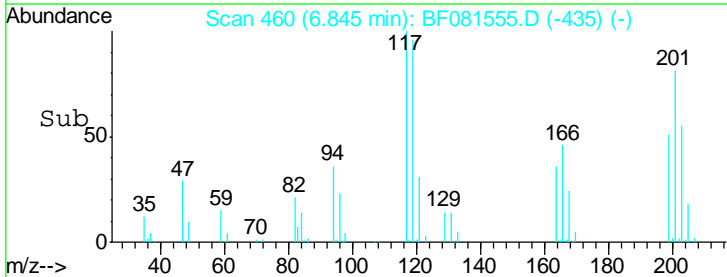
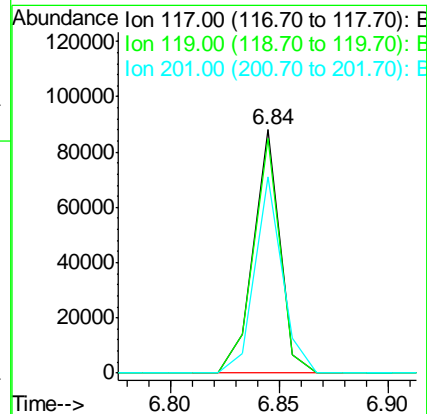
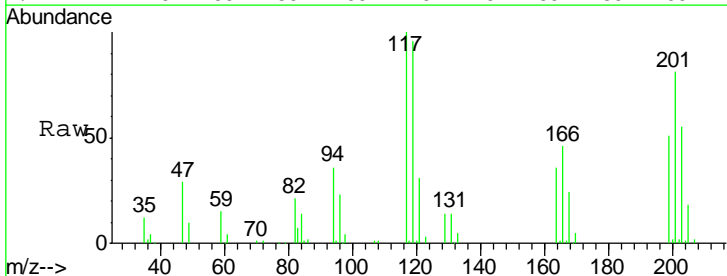
Instrument :  
 BNA\_F  
 ClientSampleID :  
 SSTDCCC040

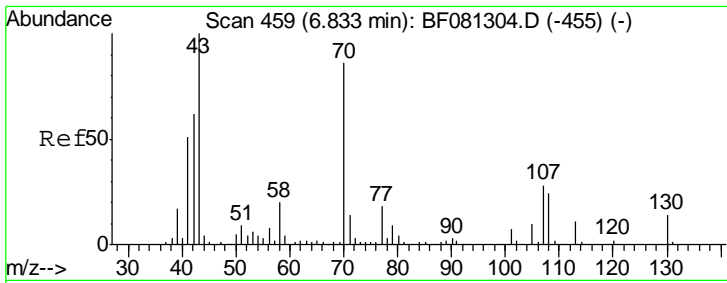
Tgt Ion	Resp	Lower	Upper
107	145029		
107	100		
108	113.3	96.6	145.0
77	66.7	23.3	34.9#
79	62.4	22.0	33.0#



#18  
 Hexachloroethane  
 Concen: 41.27 ng  
 RT: 6.84 min Scan# 460  
 Delta R.T. -0.01 min  
 Lab File: BF081555.D  
 Acq: 9 Sep 2015 15:07

Tgt Ion	Resp	Lower	Upper
117	74710		
117	100		
119	96.4	83.8	125.6
201	80.7	55.1	82.7

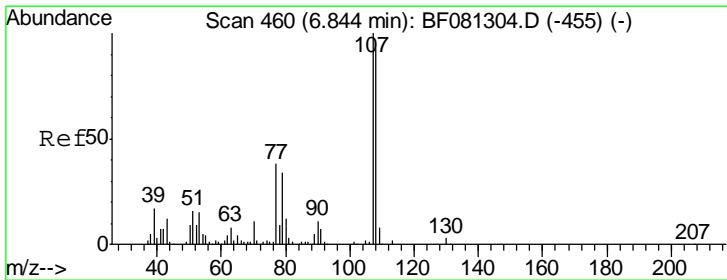
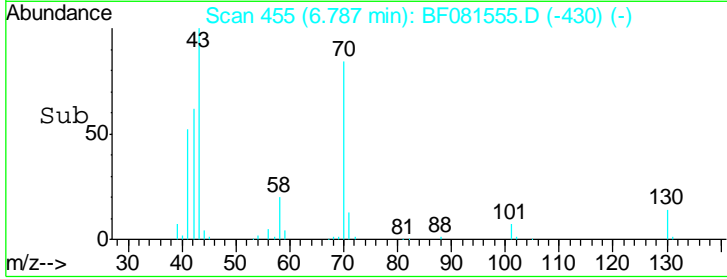
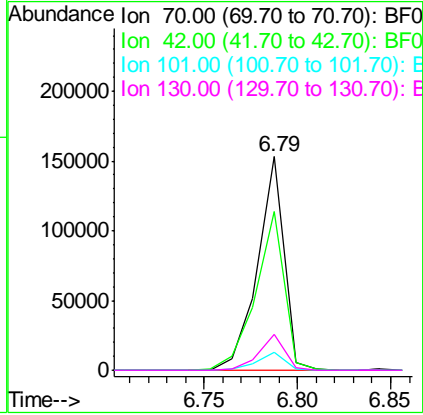
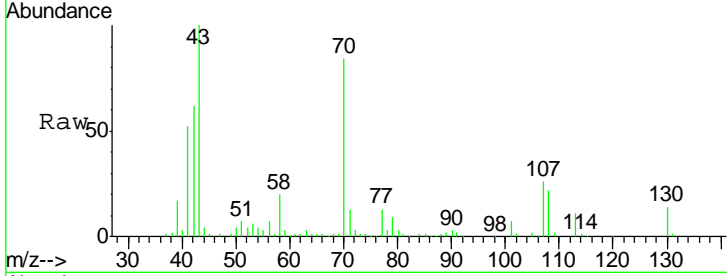




#19  
 n-Nitroso-di-n-propylamine  
 Concen: 43.00 ng  
 RT: 6.79 min Scan# 455  
 Delta R.T. -0.01 min  
 Lab File: BF081555.D  
 Acq: 9 Sep 2015 15:07

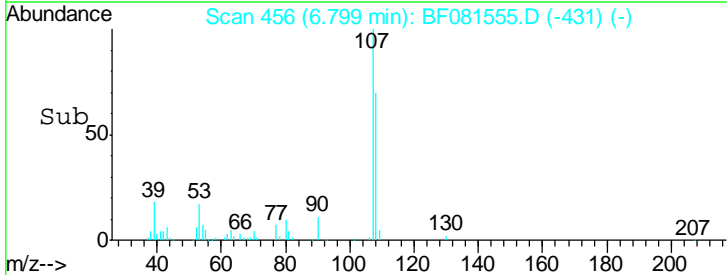
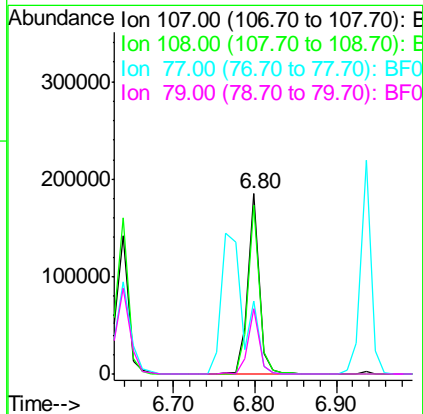
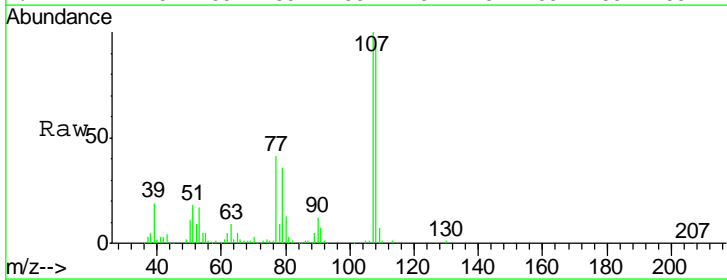
**Instrument :**  
 BNA\_F  
**ClientSampleId :**  
 SSTDCCC040

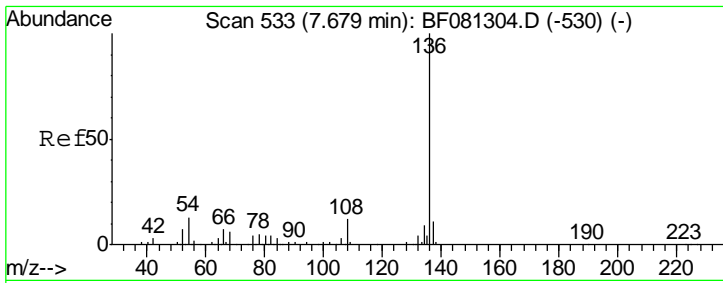
Tgt Ion	Resp	Lower	Upper
70	150356		
42	74.3	63.8	95.6
101	8.6	9.2	13.8#
130	16.9	27.3	40.9#



#20  
 3+4-Methylphenols  
 Concen: 39.01 ng  
 RT: 6.80 min Scan# 456  
 Delta R.T. -0.01 min  
 Lab File: BF081555.D  
 Acq: 9 Sep 2015 15:07

Tgt Ion	Resp	Lower	Upper
107	179480		
108	93.9	74.6	114.6
77	40.7	0.7	40.7
79	36.3	0.0	38.9

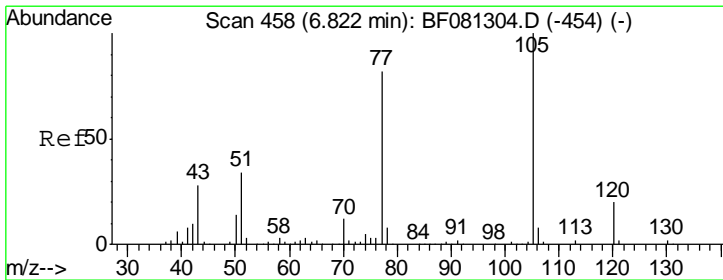
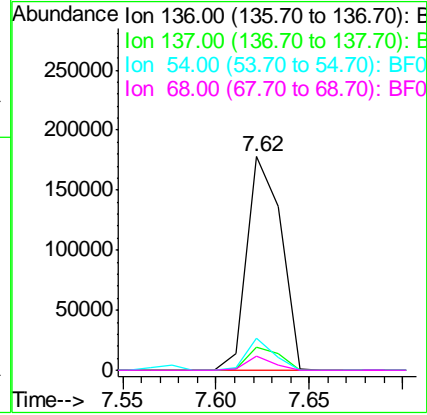
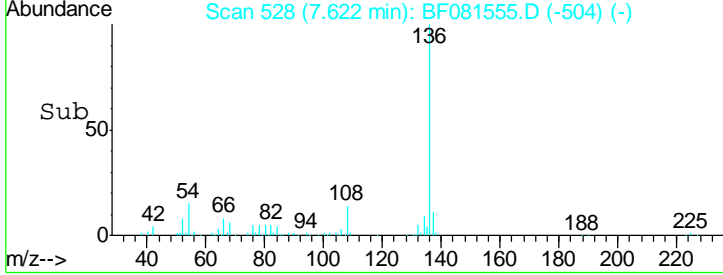
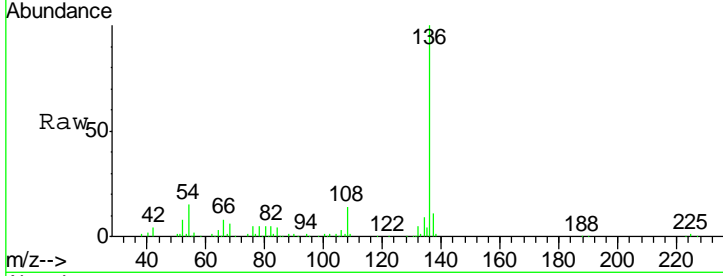




#21  
 Naphthalene-d8  
 Concen: 20.00 ng  
 RT: 7.62 min Scan# 528  
 Delta R.T. -0.02 min  
 Lab File: BF081555.D  
 Acq: 9 Sep 2015 15:07

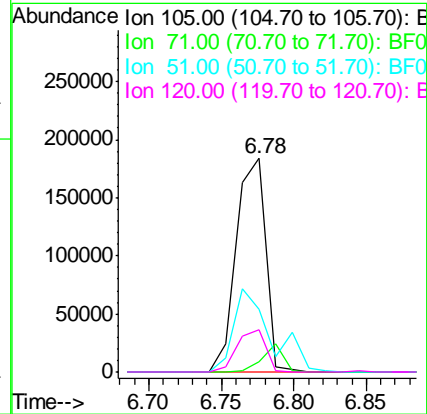
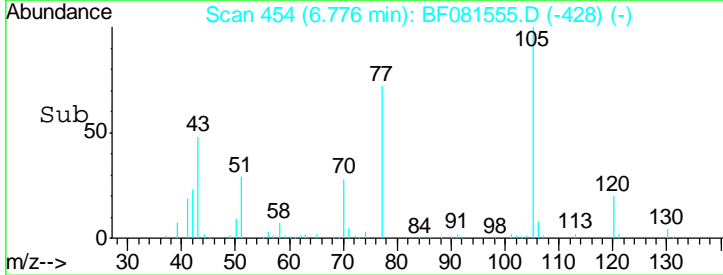
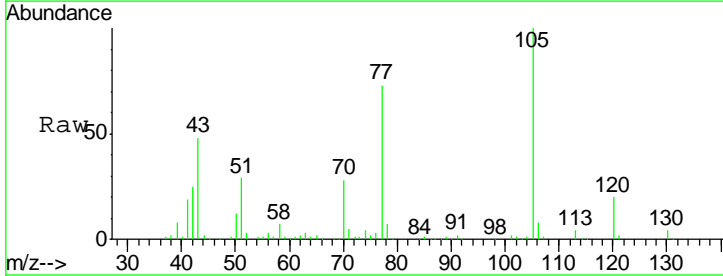
Instrument :  
 BNA\_F  
 ClientSampleId :  
 SSTDCCC040

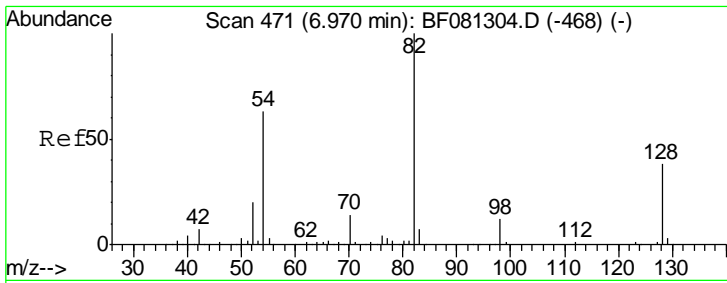
Tgt Ion	Resp	Lower	Upper
136	100		
137	11.1	9.0	13.6
54	15.0	8.2	12.2#
68	6.4	5.8	8.6



#22  
 Acetophenone  
 Concen: 41.95 ng  
 RT: 6.78 min Scan# 454  
 Delta R.T. 0.00 min  
 Lab File: BF081555.D  
 Acq: 9 Sep 2015 15:07

Tgt Ion	Resp	Lower	Upper
105	100		
71	4.8	4.7	7.1
51	29.5	22.0	33.0
120	20.1	30.1	45.1#

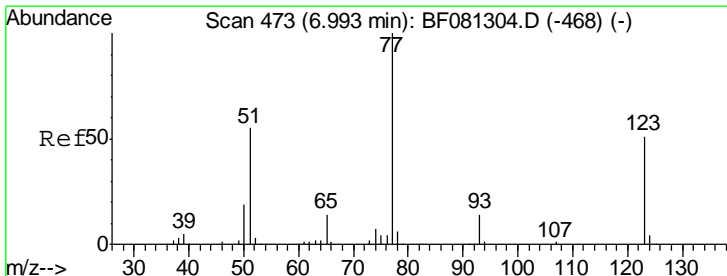
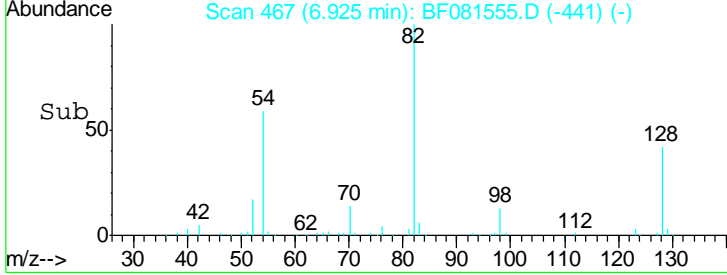
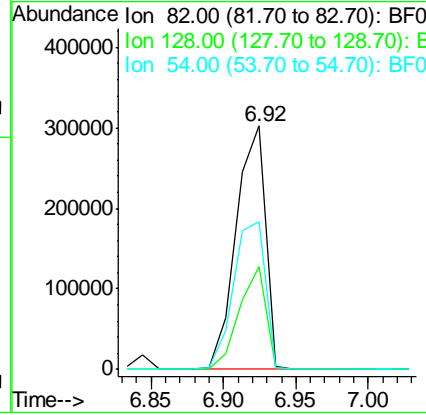
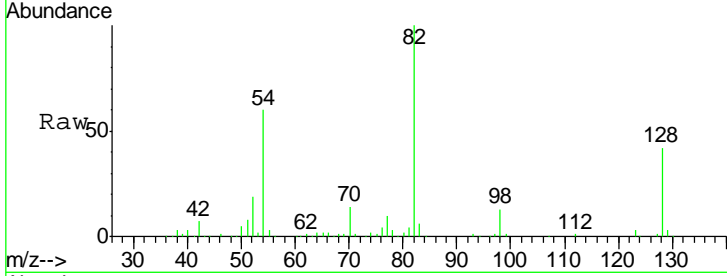




#23  
 Nitrobenzene-d5  
 Concen: 90.42 ng  
 RT: 6.92 min Scan# 467  
 Delta R.T. 0.00 min  
 Lab File: BF081555.D  
 Acq: 9 Sep 2015 15:07

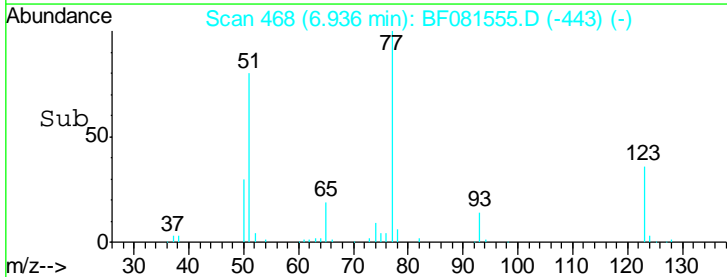
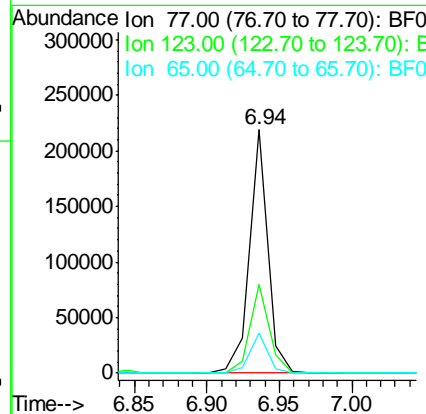
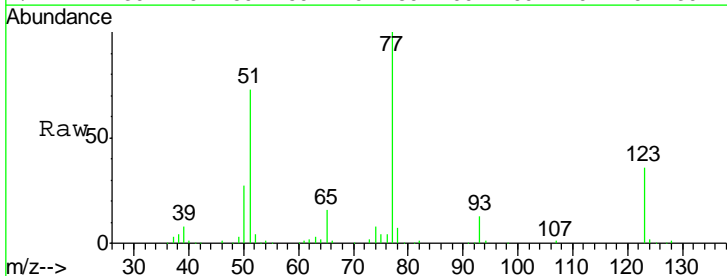
Instrument :  
 BNA\_F  
 ClientSampleId :  
 SSTDCCC040

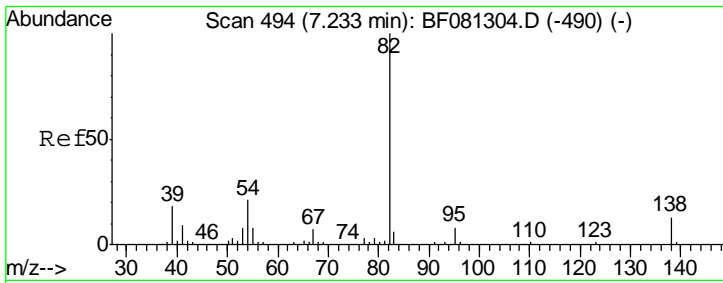
Tgt Ion	Resp	Lower	Upper
82	423815		
128	42.2	51.0	76.6#
54	60.4	47.5	71.3



#24  
 Nitrobenzene  
 Concen: 39.45 ng  
 RT: 6.94 min Scan# 468  
 Delta R.T. -0.01 min  
 Lab File: BF081555.D  
 Acq: 9 Sep 2015 15:07

Tgt Ion	Resp	Lower	Upper
77	192022		
123	36.3	59.8	89.8#
65	16.5	10.2	15.4#

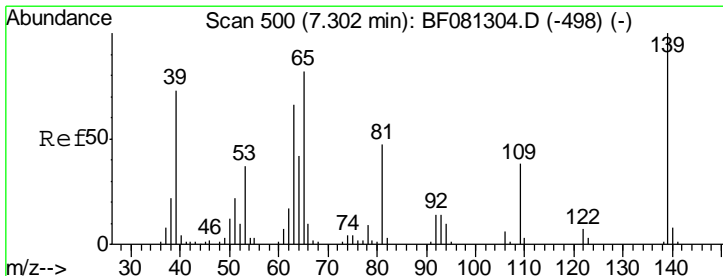
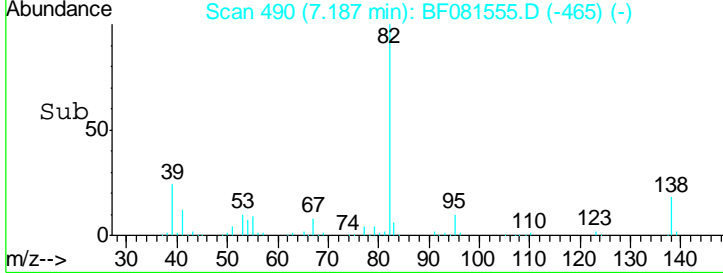
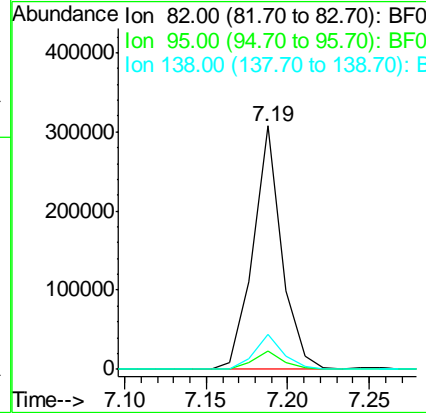
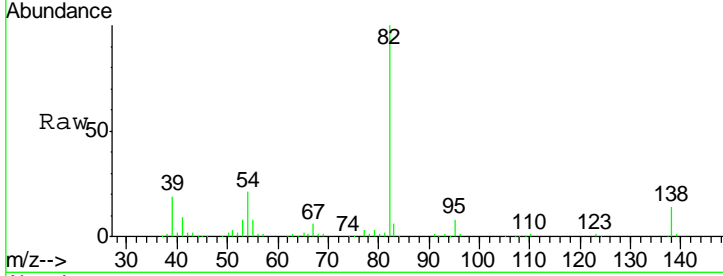




#25  
 Isophorone  
 Concen: 42.96 ng  
 RT: 7.19 min Scan# 490  
 Delta R.T. -0.01 min  
 Lab File: BF081555.D  
 Acq: 9 Sep 2015 15:07

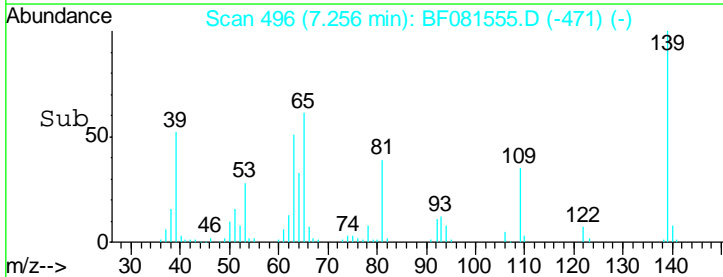
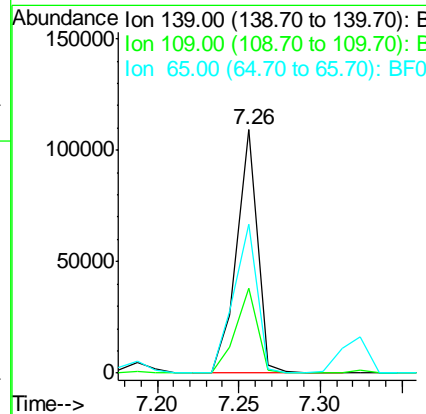
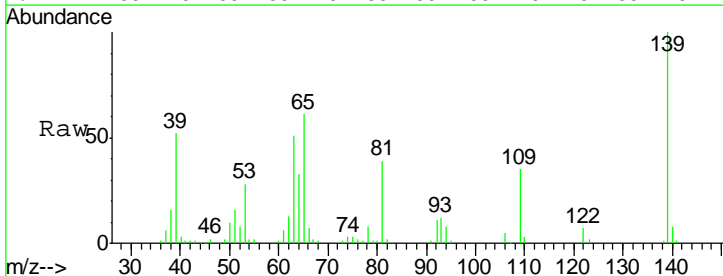
Instrument :  
 BNA\_F  
 ClientSampleId :  
 SSTDCCC040

Tgt Ion	Resp	Lower	Upper
82	374502		
95	7.6	4.0	6.0#
138	14.2	18.3	27.5#

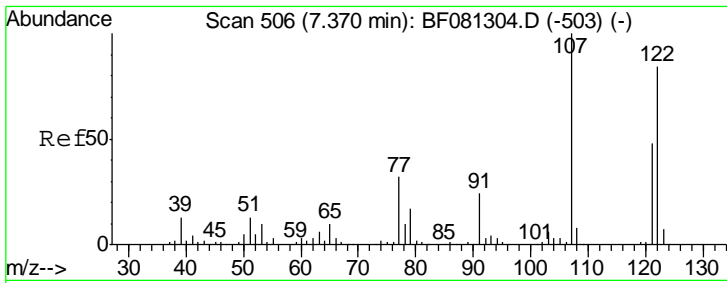


#26  
 2-Nitrophenol  
 Concen: 45.22 ng  
 RT: 7.26 min Scan# 496  
 Delta R.T. -0.01 min  
 Lab File: BF081555.D  
 Acq: 9 Sep 2015 15:07

Tgt Ion	Resp	Lower	Upper
139	95946		
109	34.9	11.0	16.4#
65	61.2	24.7	37.1#



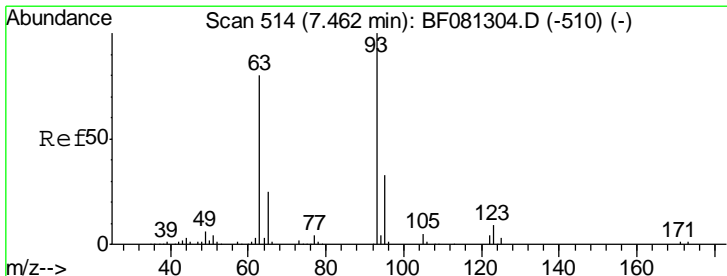
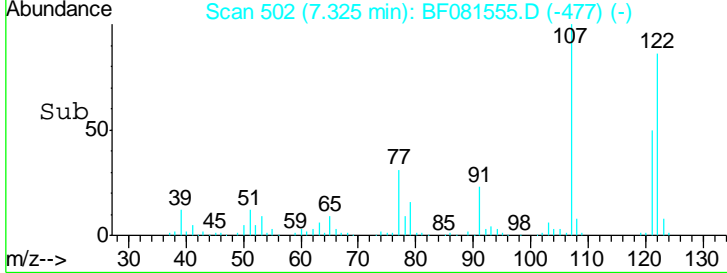
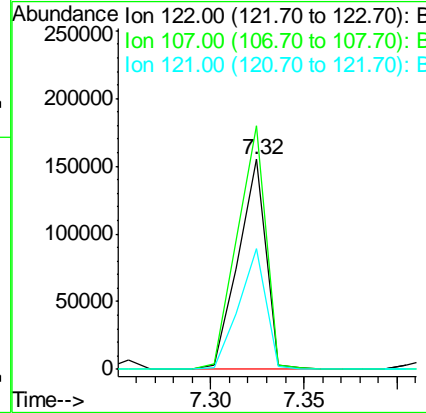
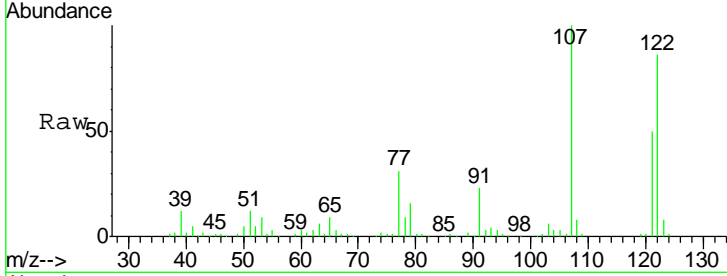




#27  
 2,4-Dimethylphenol  
 Concen: 44.18 ng  
 RT: 7.32 min Scan# 502  
 Delta R.T. -0.01 min  
 Lab File: BF081555.D  
 Acq: 9 Sep 2015 15:07

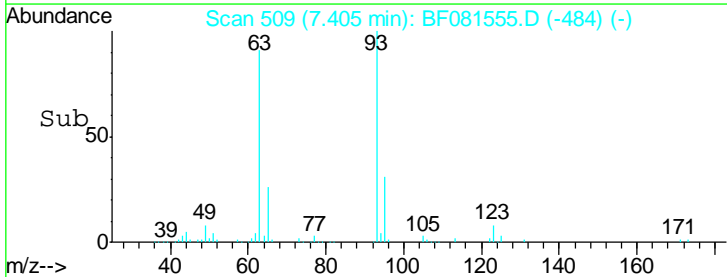
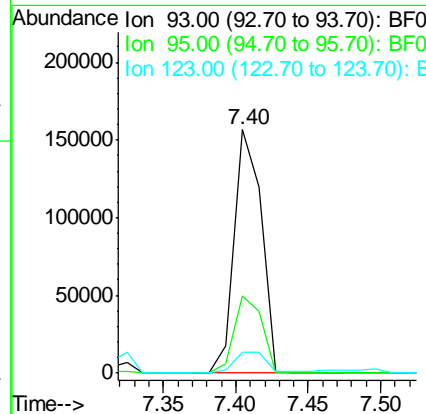
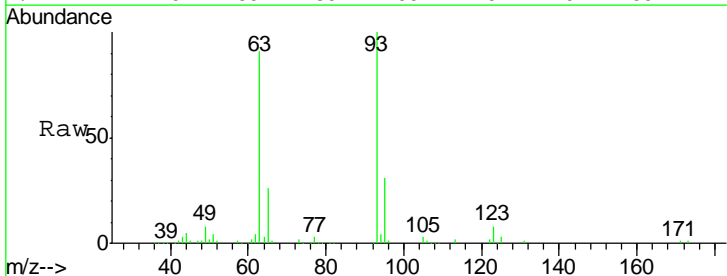
Instrument :  
 BNA\_F  
 ClientSampled :  
 SSTDCCC040

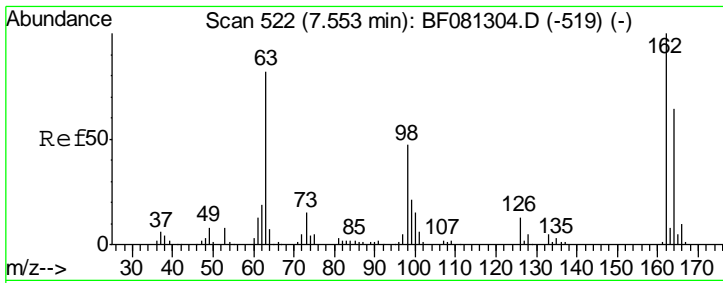
Tgt Ion	Resp	Lower	Upper
122	161878		
107	115.9	71.8	107.6#
121	57.4	42.3	63.5



#28  
 bis(2-Chloroethoxy)methane  
 Concen: 40.31 ng  
 RT: 7.40 min Scan# 509  
 Delta R.T. -0.01 min  
 Lab File: BF081555.D  
 Acq: 9 Sep 2015 15:07

Tgt Ion	Resp	Lower	Upper
93	203007		
95	31.5	27.5	41.3
123	8.4	13.7	20.5#

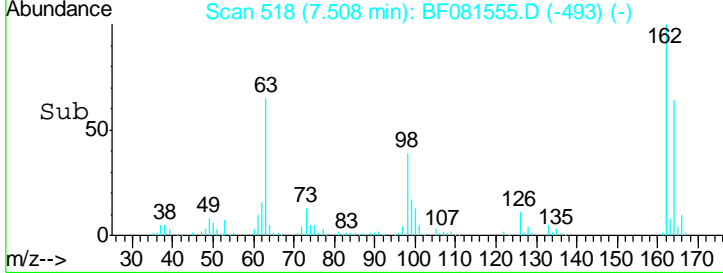
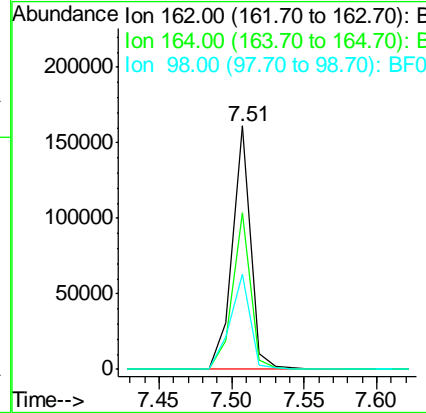
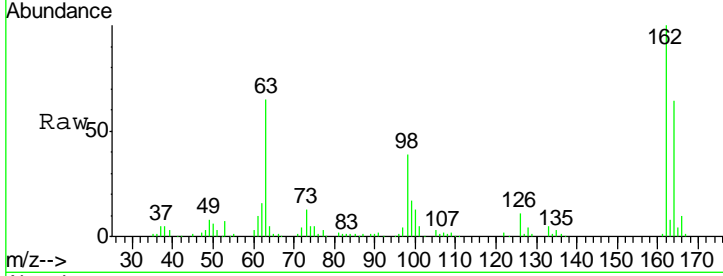




#29  
 2,4-Dichlorophenol  
 Concen: 44.38 ng  
 RT: 7.51 min Scan# 518  
 Delta R.T. -0.01 min  
 Lab File: BF081555.D  
 Acq: 9 Sep 2015 15:07

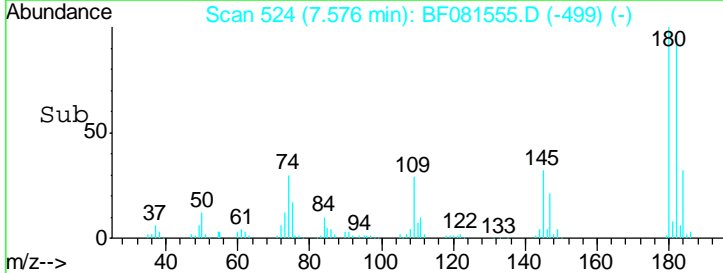
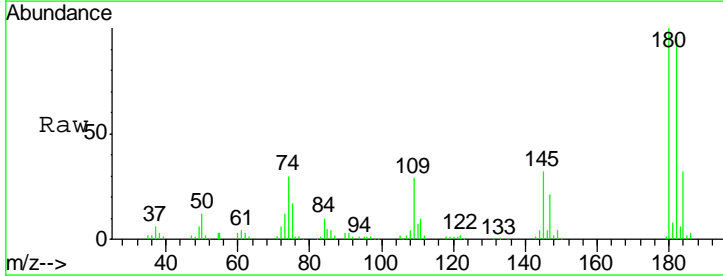
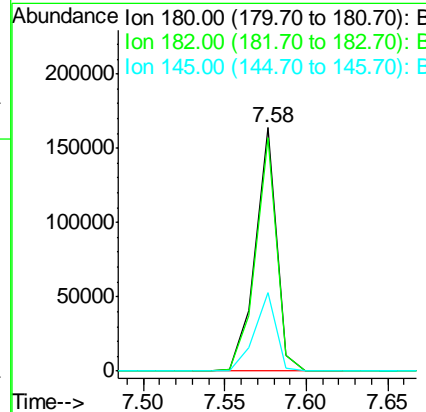
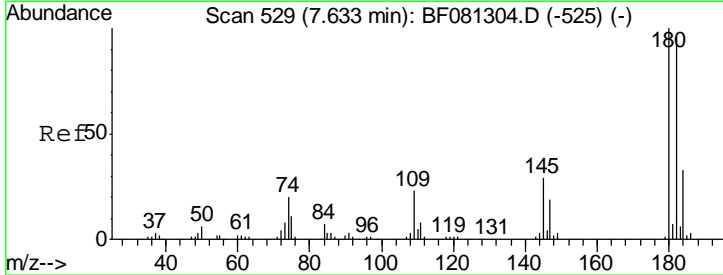
**Instrument :**  
 BNA\_F  
**ClientSampled :**  
 SSTDCCC040

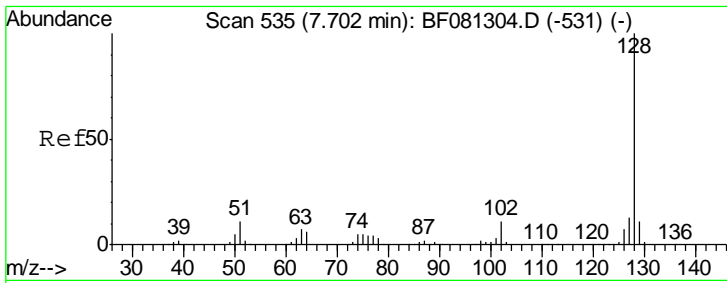
Tgt Ion	Resp	Lower	Upper
162	141014		
164	64.3	44.9	84.9
98	38.9	13.0	53.0



#30  
 1,2,4-Trichlorobenzene  
 Concen: 43.07 ng  
 RT: 7.58 min Scan# 524  
 Delta R.T. -0.01 min  
 Lab File: BF081555.D  
 Acq: 9 Sep 2015 15:07

Tgt Ion	Resp	Lower	Upper
180	148675		
182	95.9	77.1	115.7
145	32.3	23.3	34.9

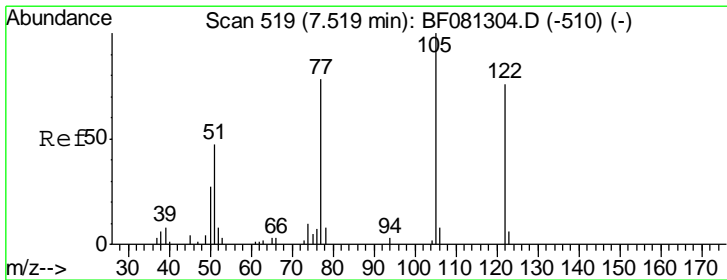
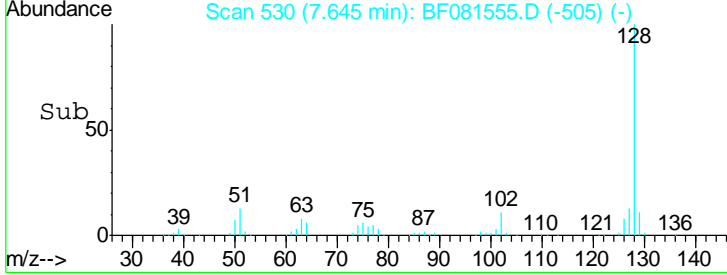
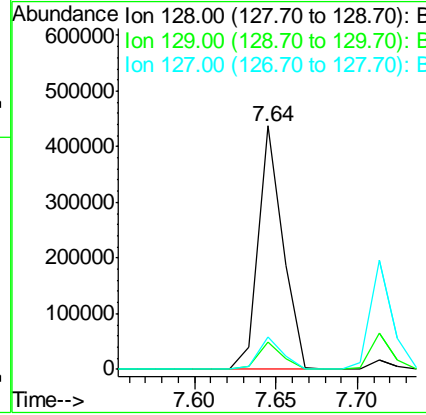
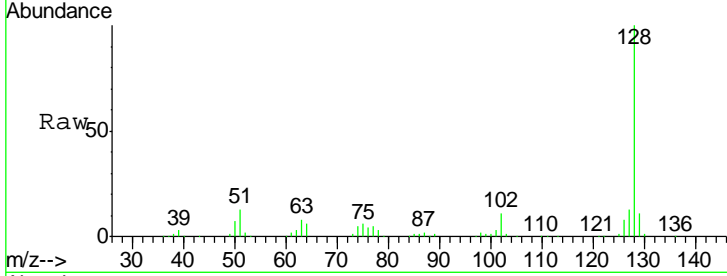




#31  
 Naphthalene  
 Concen: 37.98 ng  
 RT: 7.64 min Scan# 530  
 Delta R.T. -0.01 min  
 Lab File: BF081555.D  
 Acq: 9 Sep 2015 15:07

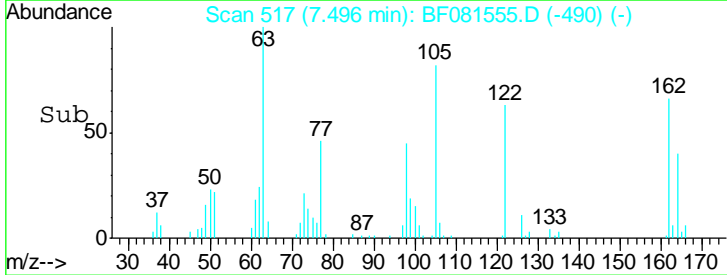
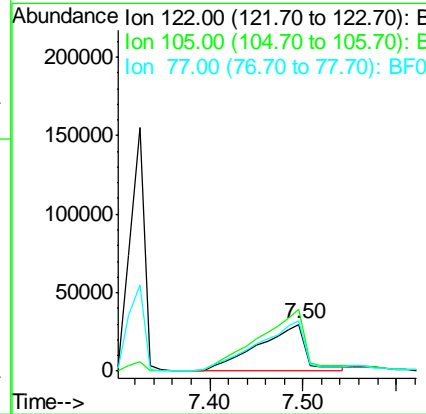
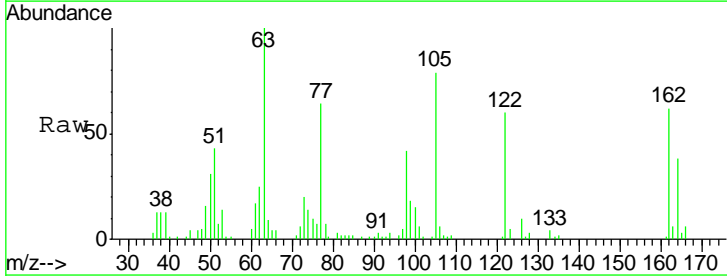
Instrument :  
 BNA\_F  
 ClientSampleId :  
 SSTDCCC040

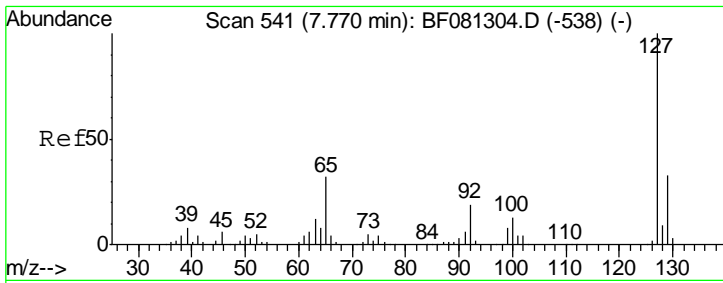
Tgt Ion	Resp	Lower	Upper
128	458036		
129	11.4	8.4	12.6
127	13.2	9.9	14.9



#32  
 Benzoic acid  
 Concen: 41.66 ng  
 RT: 7.50 min Scan# 517  
 Delta R.T. 0.01 min  
 Lab File: BF081555.D  
 Acq: 9 Sep 2015 15:07

Tgt Ion	Resp	Lower	Upper
122	108048		
105	132.4	76.1	116.1#
77	107.7	40.5	80.5#

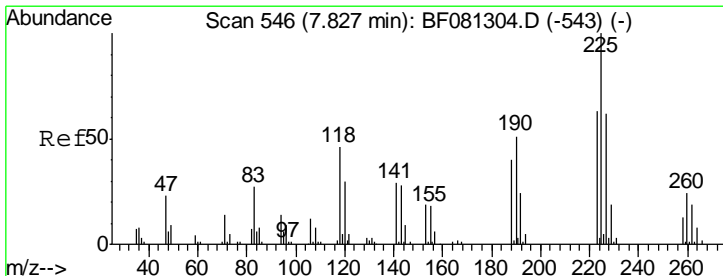
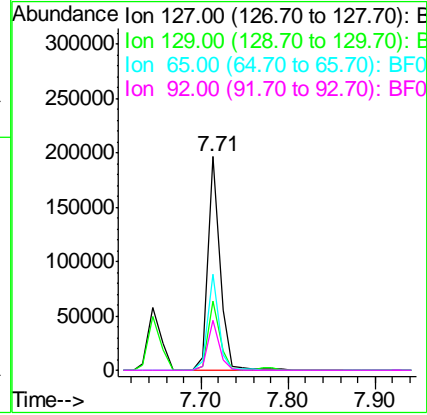
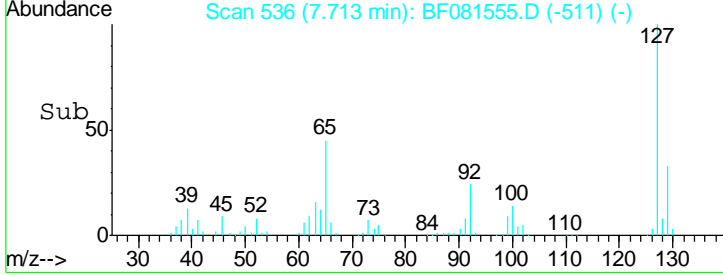
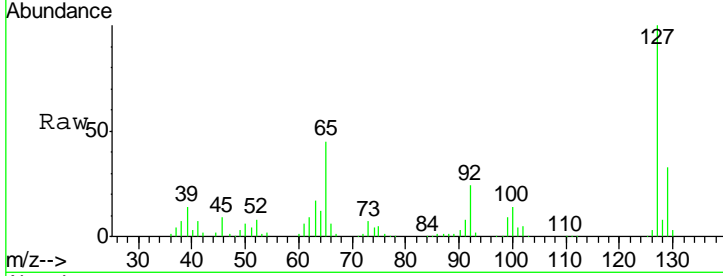




#33  
 4-Chloroaniline  
 Concen: 38.31 ng  
 RT: 7.71 min Scan# 536  
 Delta R.T. -0.01 min  
 Lab File: BF081555.D  
 Acq: 9 Sep 2015 15:07

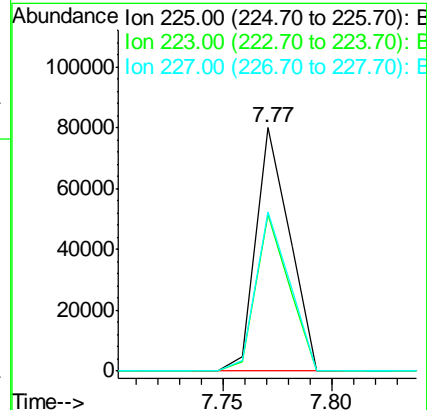
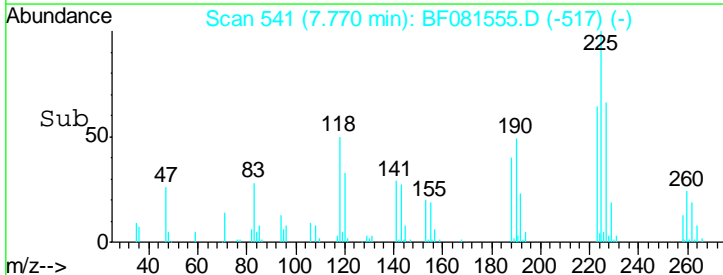
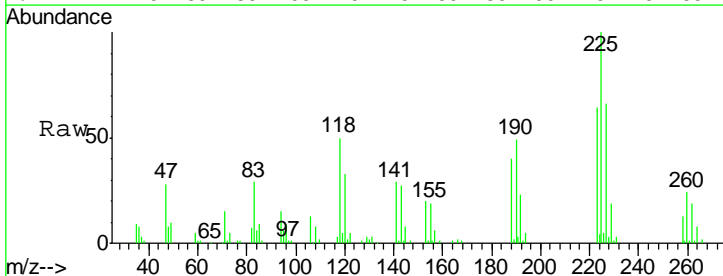
Instrument :  
 BNA\_F  
 ClientSampleId :  
 SSTDCCC040

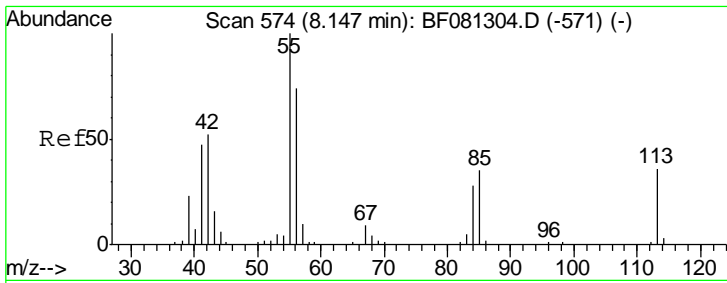
Tgt Ion	Resp	Lower	Upper
127	188473		
129	32.6	25.8	38.6
65	45.2	17.9	26.9#
92	23.6	10.5	15.7#



#34  
 Hexachlorobutadiene  
 Concen: 41.08 ng  
 RT: 7.77 min Scan# 541  
 Delta R.T. -0.02 min  
 Lab File: BF081555.D  
 Acq: 9 Sep 2015 15:07

Tgt Ion	Resp	Lower	Upper
225	86294		
223	64.1	50.2	75.2
227	65.6	52.2	78.2

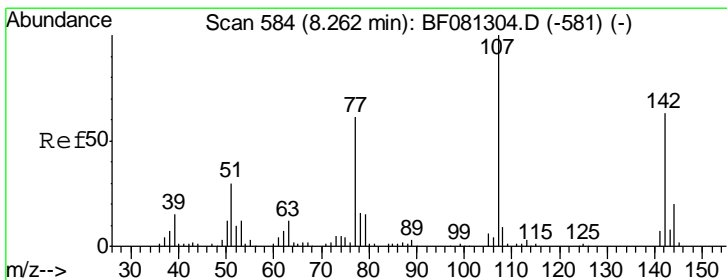
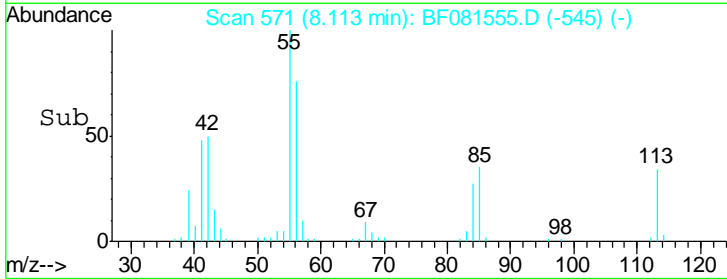
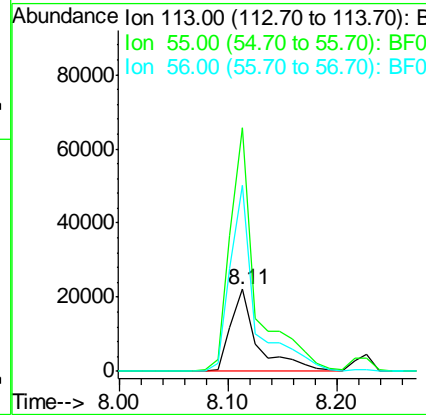
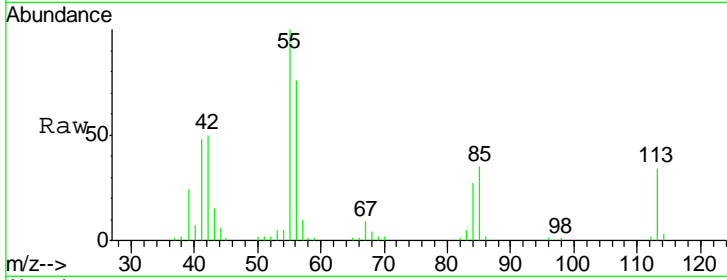




#35  
 Caprolactam  
 Concen: 39.00 ng  
 RT: 8.11 min Scan# 571  
 Delta R.T. 0.00 min  
 Lab File: BF081555.D  
 Acq: 9 Sep 2015 15:07

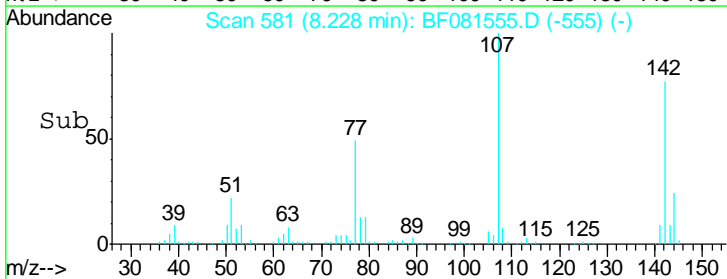
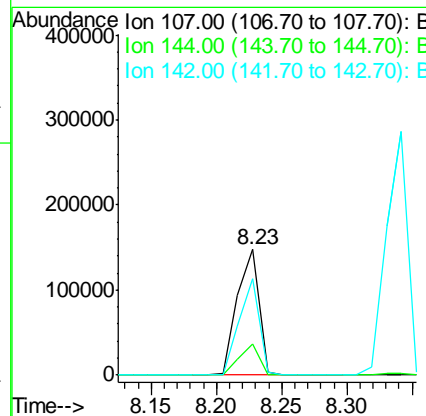
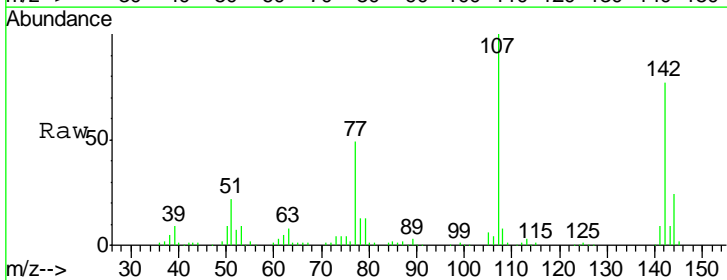
**Instrument :**  
 BNA\_F  
**ClientSampleId :**  
 SSTDCCC040

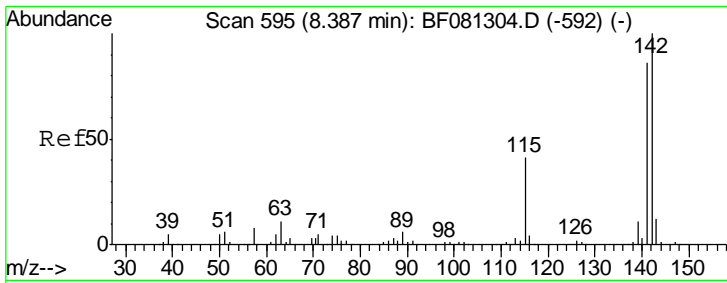
Tgt Ion	Resp	Lower	Upper
113	100		
55	297.8	152.4	192.4#
56	227.5	104.6	144.6#



#36  
 4-Chloro-3-methylphenol  
 Concen: 48.06 ng  
 RT: 8.23 min Scan# 581  
 Delta R.T. 0.00 min  
 Lab File: BF081555.D  
 Acq: 9 Sep 2015 15:07

Tgt Ion	Resp	Lower	Upper
107	100		
144	24.3	25.4	38.0#
142	76.6	77.3	115.9#

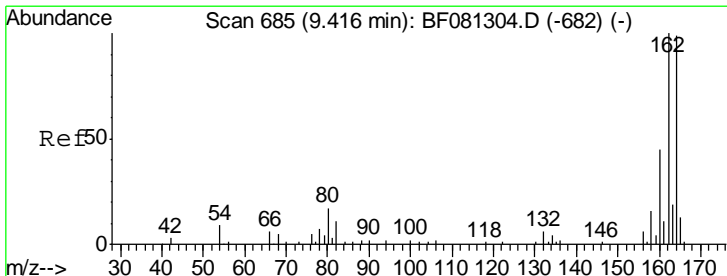
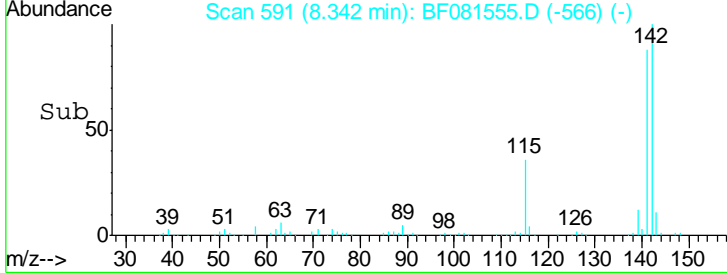
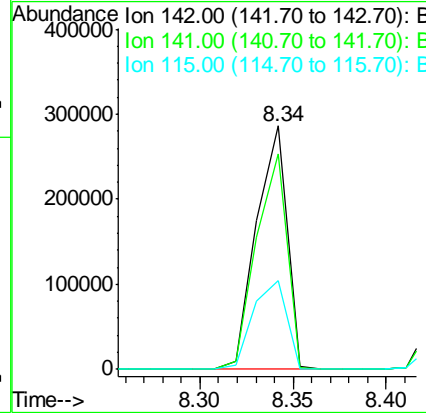
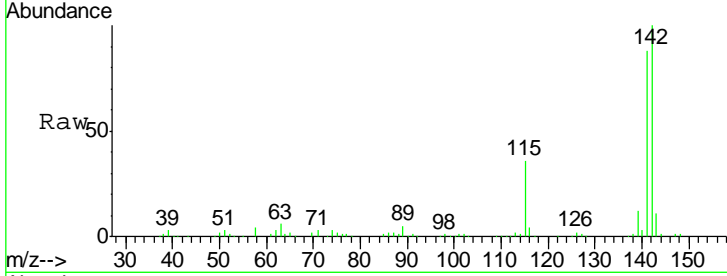




#37  
 2-Methylnaphthalene  
 Concen: 41.55 ng  
 RT: 8.34 min Scan# 591  
 Delta R.T. -0.01 min  
 Lab File: BF081555.D  
 Acq: 9 Sep 2015 15:07

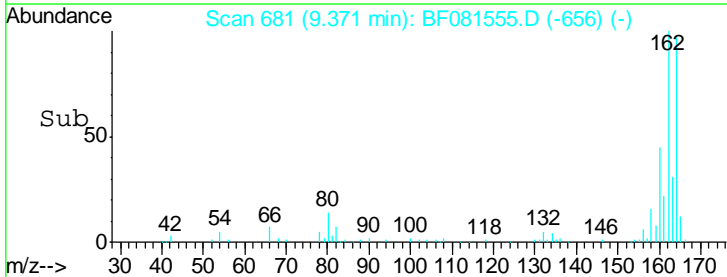
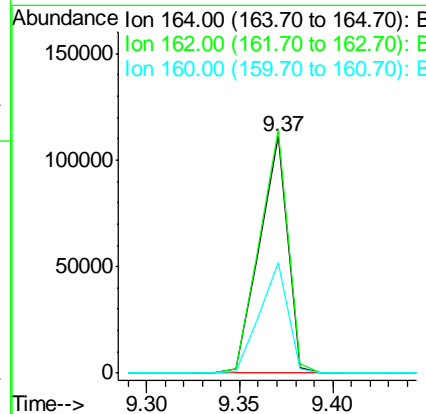
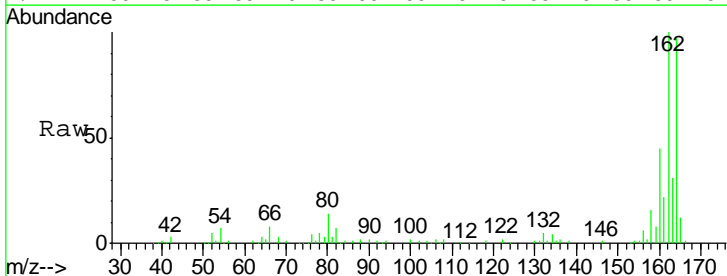
Instrument :  
 BNA\_F  
 ClientSampled :  
 SSTDCCC040

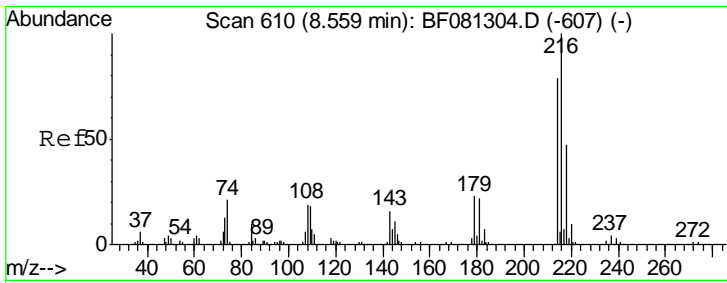
Tgt Ion	Resp	Lower	Upper
142	100		
141	88.4	67.5	101.3
115	36.4	18.2	27.2



#38  
 Acenaphthene-d10  
 Concen: 20.00 ng  
 RT: 9.37 min Scan# 681  
 Delta R.T. -0.01 min  
 Lab File: BF081555.D  
 Acq: 9 Sep 2015 15:07

Tgt Ion	Resp	Lower	Upper
164	100		
162	102.7	75.2	112.8
160	46.3	31.5	47.3

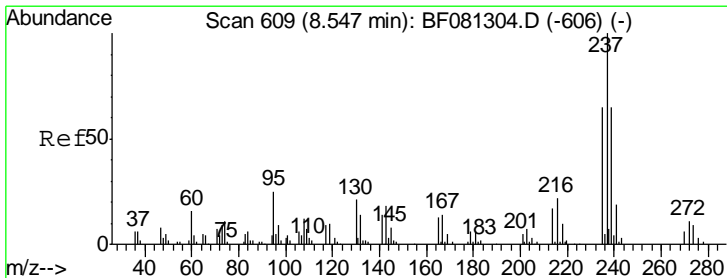
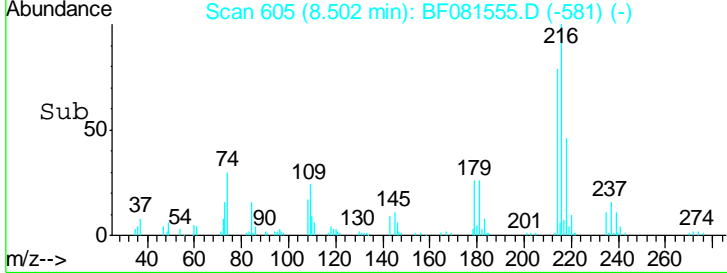
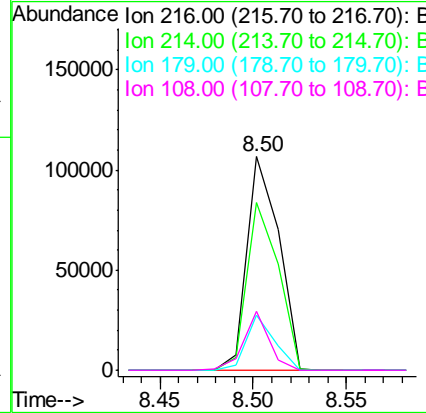
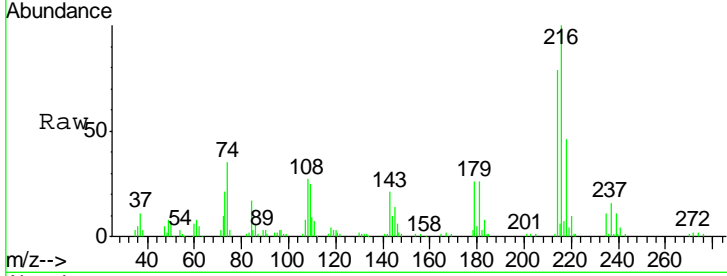




#39  
 1,2,4,5-Tetrachlorobenzene  
 Concen: 34.81 ng  
 RT: 8.50 min Scan# 605  
 Delta R.T. -0.02 min  
 Lab File: BF081555.D  
 Acq: 9 Sep 2015 15:07

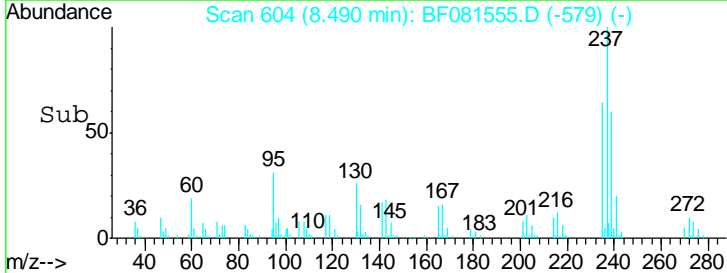
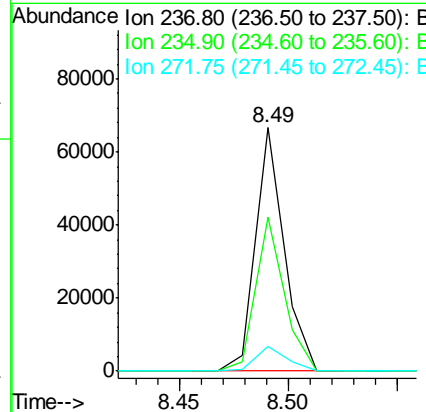
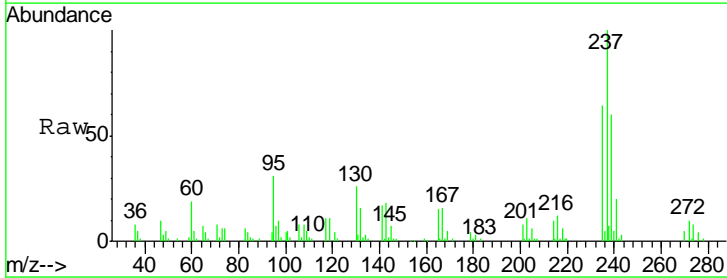
**Instrument :**  
 BNA\_F  
**ClientSampleId :**  
 SSTDCCC040

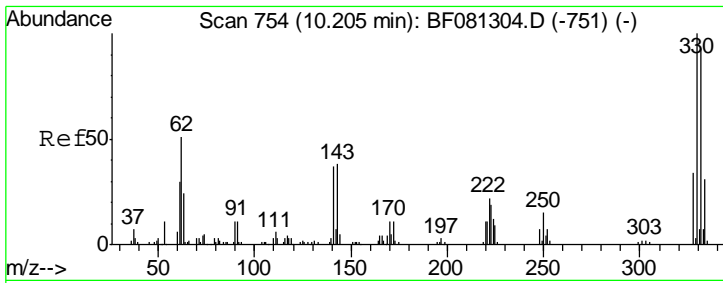
Tgt Ion	Resp	Lower	Upper
216	127269		
214	77.7	63.5	95.3
179	22.6	16.6	24.8
108	22.0	16.3	24.5



#40  
 Hexachlorocyclopentadiene  
 Concen: 33.84 ng  
 RT: 8.49 min Scan# 604  
 Delta R.T. -0.01 min  
 Lab File: BF081555.D  
 Acq: 9 Sep 2015 15:07

Tgt Ion	Resp	Lower	Upper
237	60707		
235	63.5	42.0	82.0
272	9.9	0.0	36.1

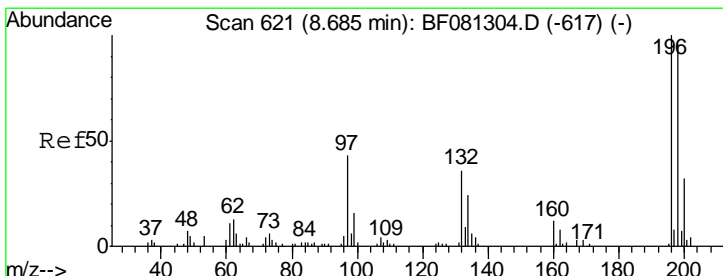
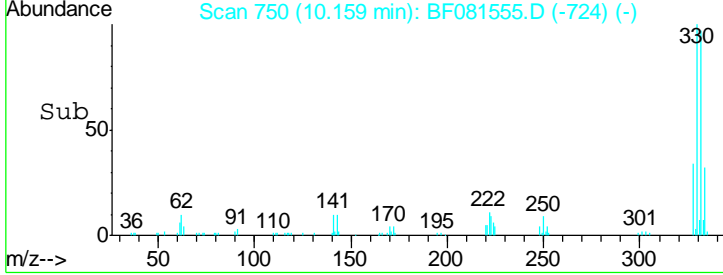
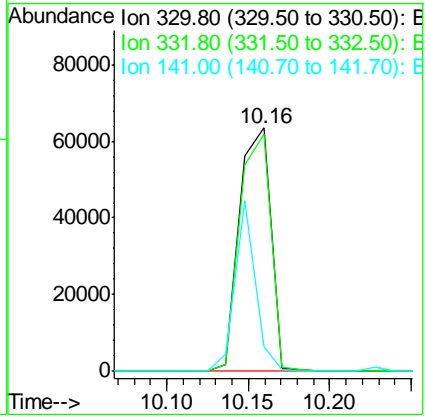
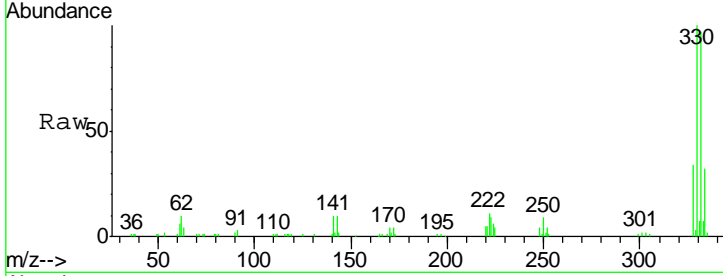




#41  
 2,4,6-Tribromophenol  
 Concen: 81.79 ng  
 RT: 10.16 min Scan# 750  
 Delta R.T. 0.00 min  
 Lab File: BF081555.D  
 Acq: 9 Sep 2015 15:07

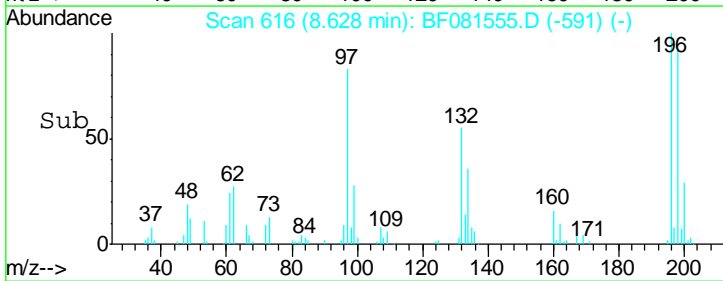
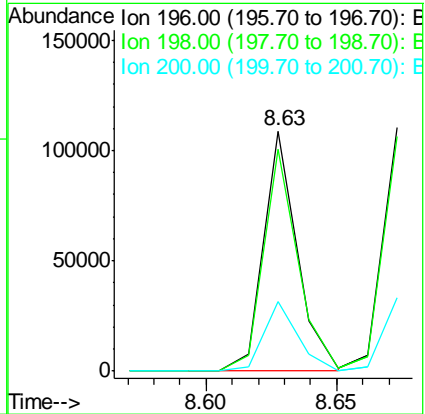
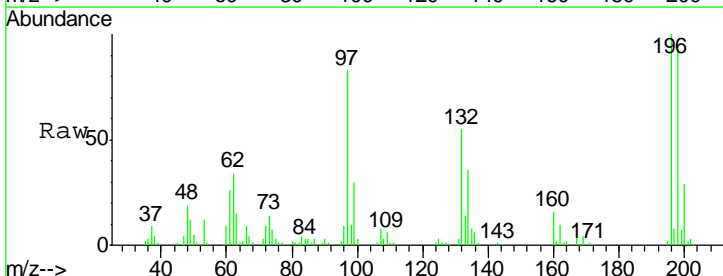
Instrument :  
 BNA\_F  
 ClientSampled :  
 SSTDCCC040

Tgt Ion	Resp	Lower	Upper
330	100		
332	96.9	76.6	114.8
141	45.4	29.7	44.5#

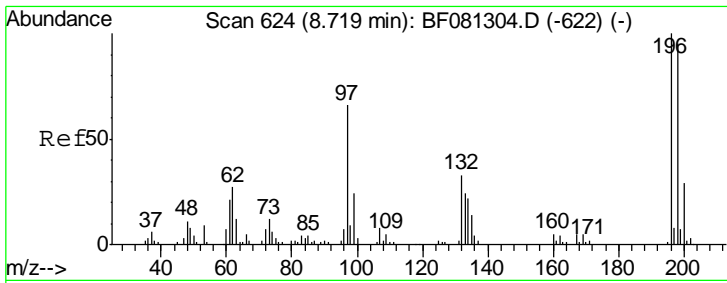


#42  
 2,4,6-Trichlorophenol  
 Concen: 38.21 ng  
 RT: 8.63 min Scan# 616  
 Delta R.T. -0.01 min  
 Lab File: BF081555.D  
 Acq: 9 Sep 2015 15:07

Tgt Ion	Resp	Lower	Upper
196	100		
198	92.8	75.7	113.5
200	29.0	23.9	35.9



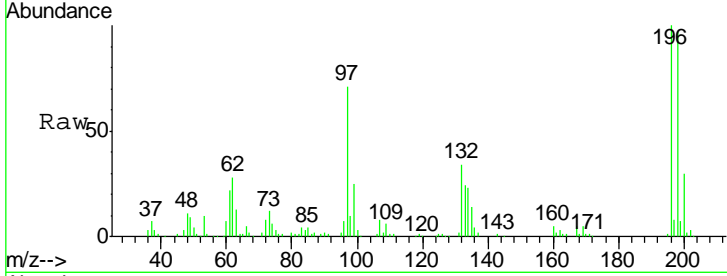




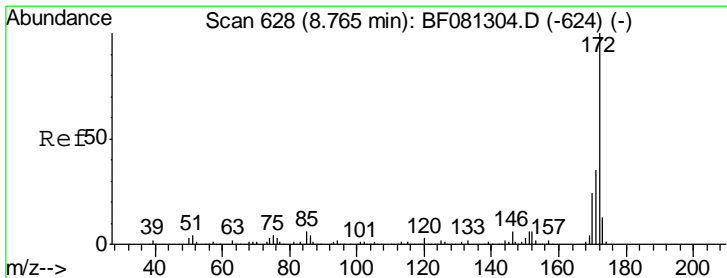
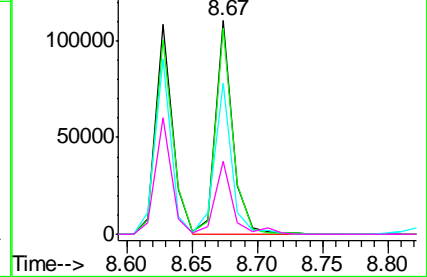
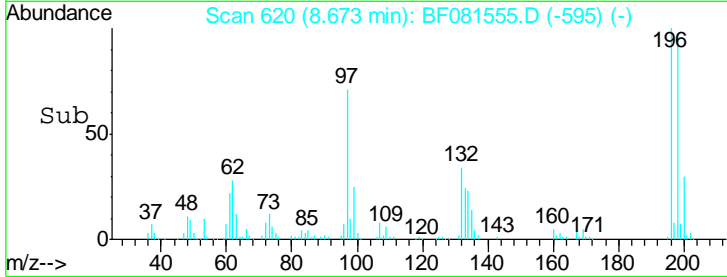
#43  
 2,4,5-Trichlorophenol  
 Concen: 39.54 ng  
 RT: 8.67 min Scan# 620  
 Delta R.T. -0.01 min  
 Lab File: BF081555.D  
 Acq: 9 Sep 2015 15:07

Instrument :  
 BNA\_F  
 ClientSampleId :  
 SSTDCCC040

Tgt Ion	Resp	Lower	Upper
196	101767		
198	96.6	75.4	113.0
97	70.8	33.3	49.9#
132	34.0	24.6	37.0

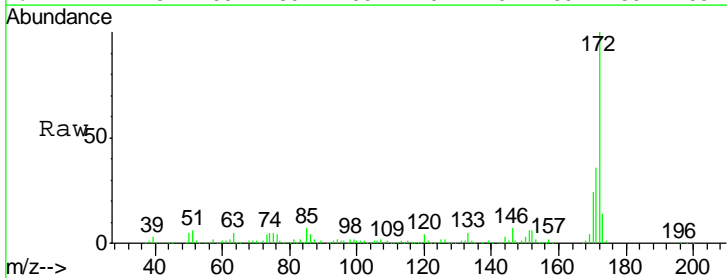


Abundance Ion 196.00 (195.70 to 196.70): E  
 Ion 198.00 (197.70 to 198.70): E  
 Ion 97.00 (96.70 to 97.70): BF0  
 Ion 132.00 (131.70 to 132.70): E

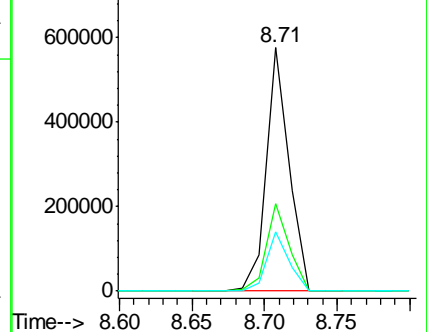
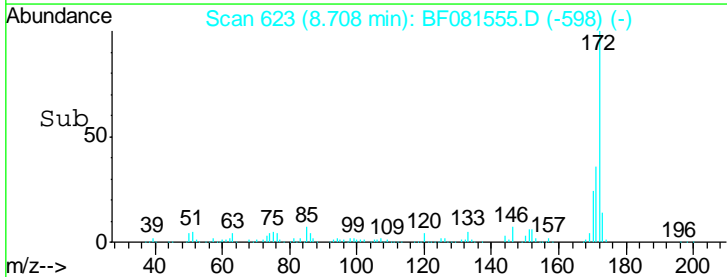


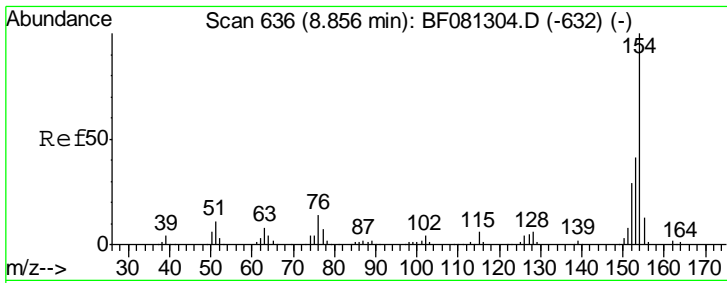
#44  
 2-Fluorobiphenyl  
 Concen: 68.90 ng  
 RT: 8.71 min Scan# 623  
 Delta R.T. -0.01 min  
 Lab File: BF081555.D  
 Acq: 9 Sep 2015 15:07

Tgt Ion	Resp	Lower	Upper
172	621569		
171	36.0	26.1	39.1
170	24.3	17.4	26.2



Abundance Ion 172.00 (171.70 to 172.70): E  
 Ion 171.00 (170.70 to 171.70): E  
 Ion 170.00 (169.70 to 170.70): E

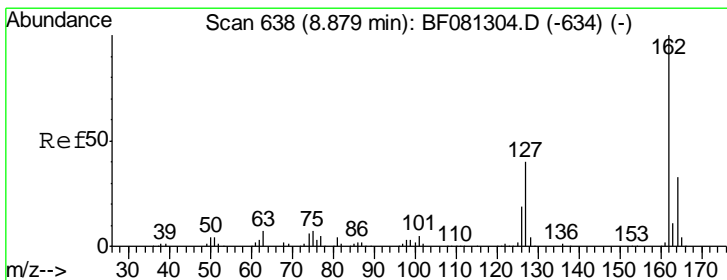

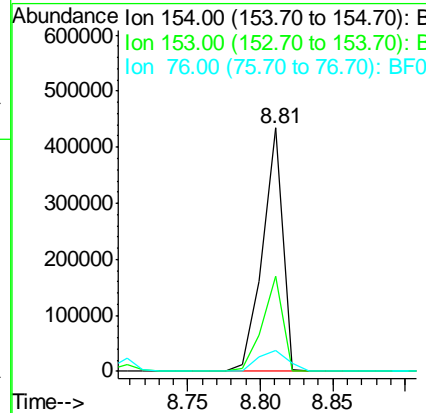





#45  
 1,1'-Biphenyl  
 Concen: 39.43 ng  
 RT: 8.81 min Scan# 632  
 Delta R.T. -0.01 min  
 Lab File: BF081555.D  
 Acq: 9 Sep 2015 15:07


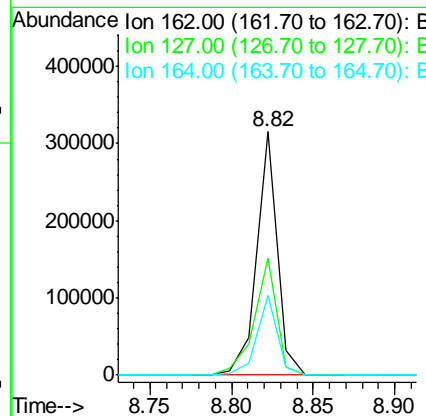
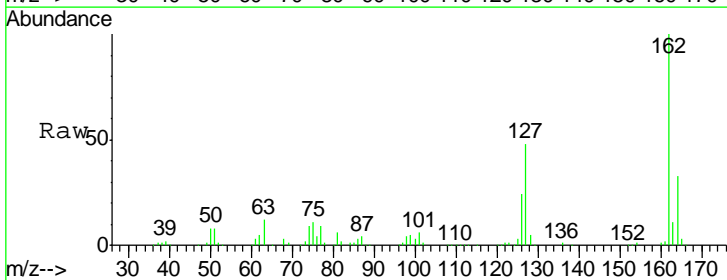
**Instrument :**  
 BNA\_F  
**ClientSampleId :**  
 SSTDCCC040

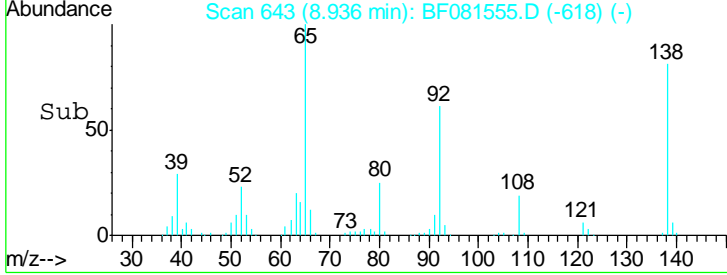
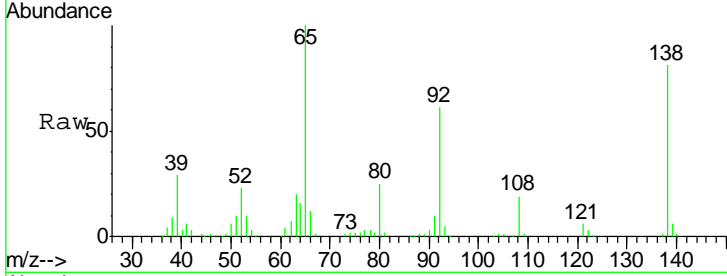
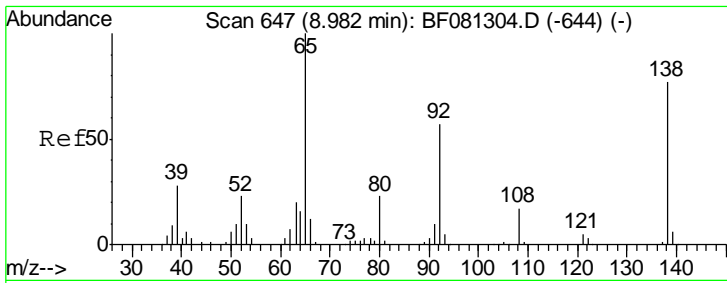
Tgt Ion	Resp	Lower	Upper
154	419387		
153	38.9	17.1	57.1
76	8.4	0.0	31.6



#46  
 2-Chloronaphthalene  
 Concen: 35.85 ng  
 RT: 8.82 min Scan# 633  
 Delta R.T. -0.01 min  
 Lab File: BF081555.D  
 Acq: 9 Sep 2015 15:07

Tgt Ion	Resp	Lower	Upper
162	275360		
127	48.2	27.6	41.4#
164	33.0	25.4	38.2



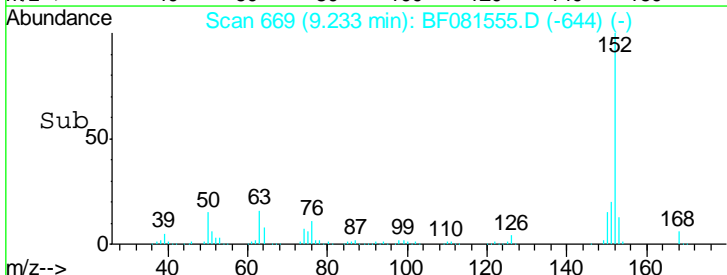
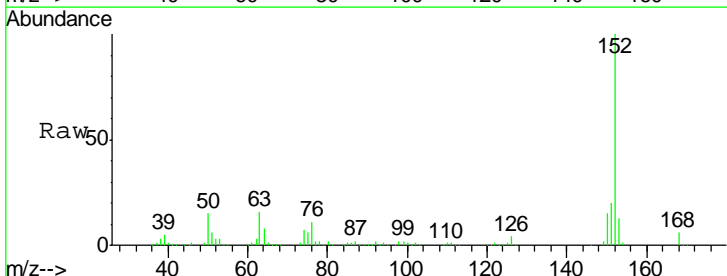
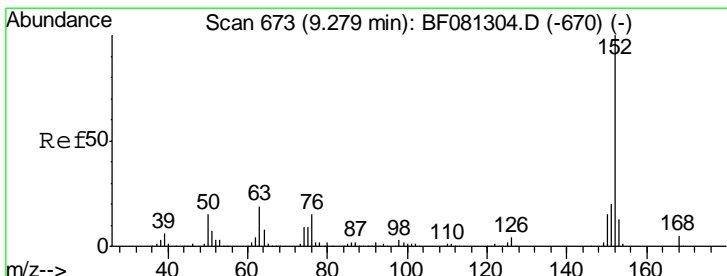
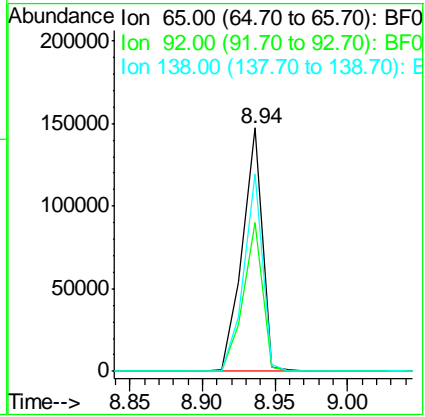


#47  
 2-Nitroaniline  
 Concen: 45.18 ng  
 RT: 8.94 min Scan# 643  
 Delta R.T. -0.01 min  
 Lab File: BF081555.D  
 Acq: 9 Sep 2015 15:07

Instrument :  
 BNA\_F  
 ClientSampleId :  
 SSTDCCC040

Tgt Ion: 65 Resp: 141423

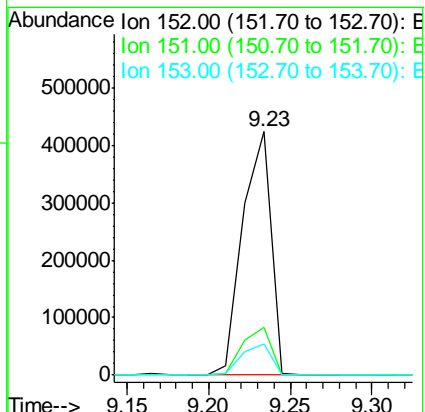
Ion	Ratio	Lower	Upper
65	100		
92	61.3	55.4	83.0
138	81.1	115.5	173.3#

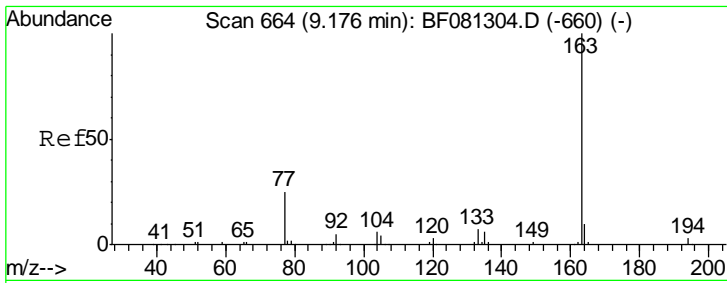


#48  
 Acenaphthylene  
 Concen: 37.51 ng  
 RT: 9.23 min Scan# 669  
 Delta R.T. -0.01 min  
 Lab File: BF081555.D  
 Acq: 9 Sep 2015 15:07

Tgt Ion: 152 Resp: 511153

Ion	Ratio	Lower	Upper
152	100		
151	19.8	14.6	22.0
153	12.7	10.3	15.5

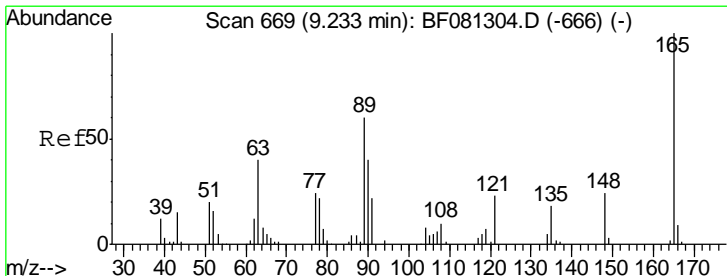
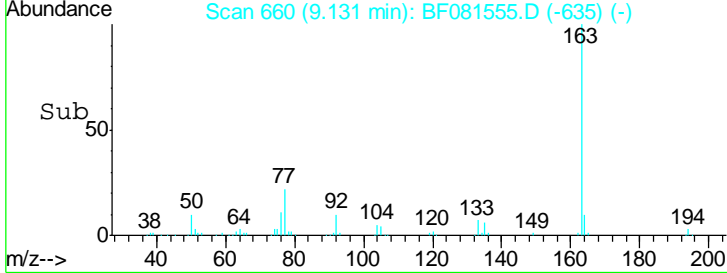
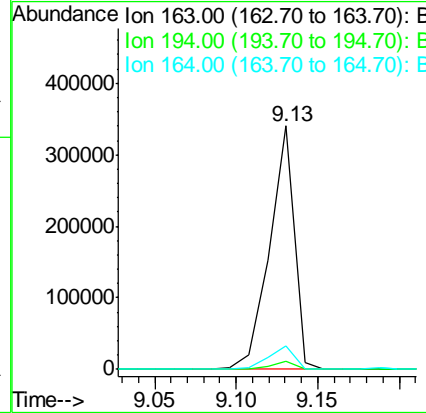
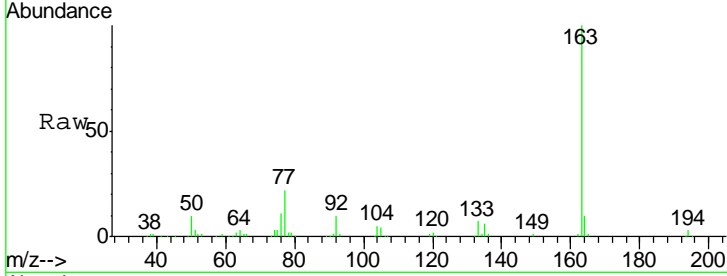




#49  
 Dimethylphthalate  
 Concen: 40.05 ng  
 RT: 9.13 min Scan# 660  
 Delta R.T. -0.01 min  
 Lab File: BF081555.D  
 Acq: 9 Sep 2015 15:07

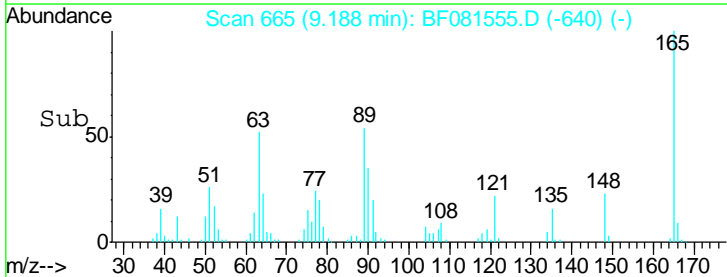
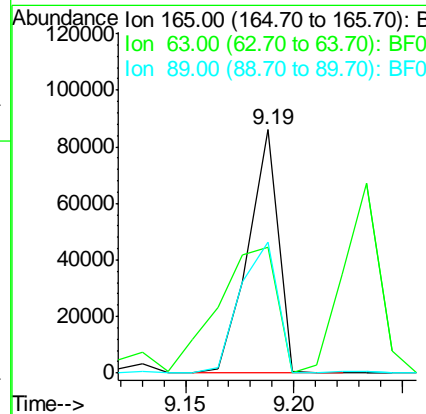
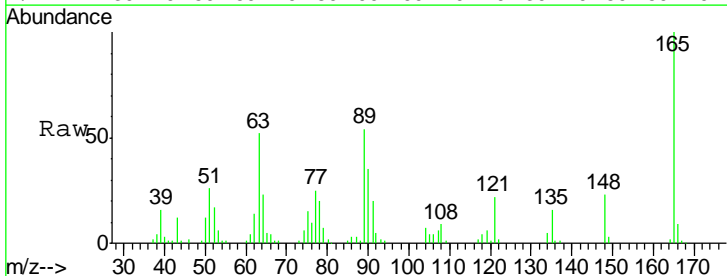
Instrument :  
 BNA\_F  
 ClientSampleId :  
 SSTDCCC040

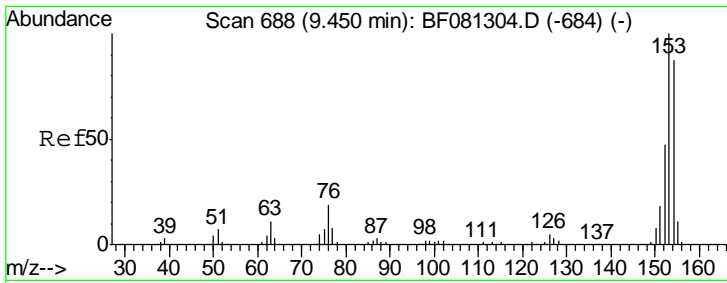
Tgt Ion	Resp	Lower	Upper
163	100		
194	3.2	4.4	6.6#
164	9.7	8.3	12.5



#50  
 2,6-Dinitrotoluene  
 Concen: 40.50 ng  
 RT: 9.19 min Scan# 665  
 Delta R.T. -0.01 min  
 Lab File: BF081555.D  
 Acq: 9 Sep 2015 15:07

Tgt Ion	Resp	Lower	Upper
165	100		
63	51.6	32.3	48.5#
89	53.6	28.6	43.0#

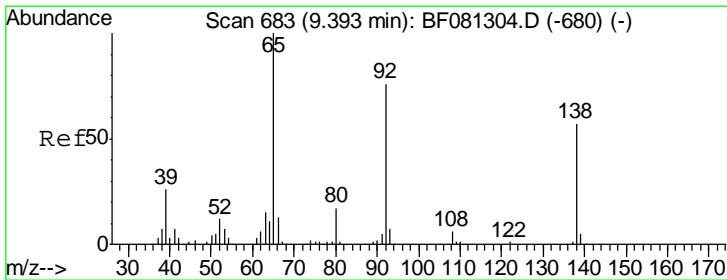
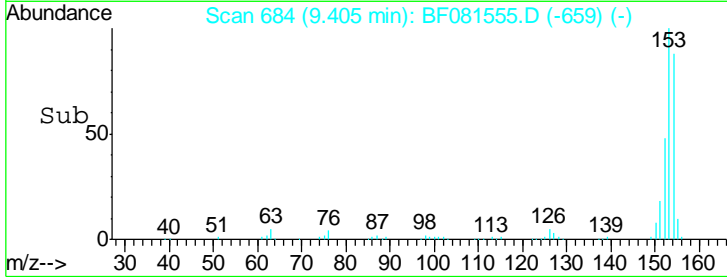
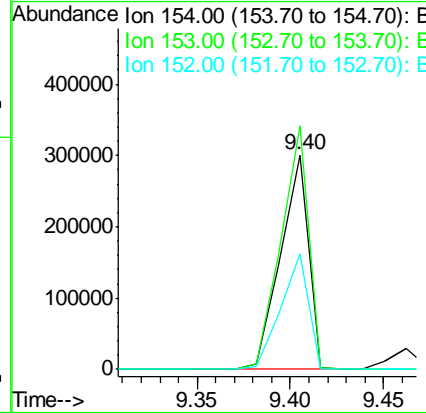
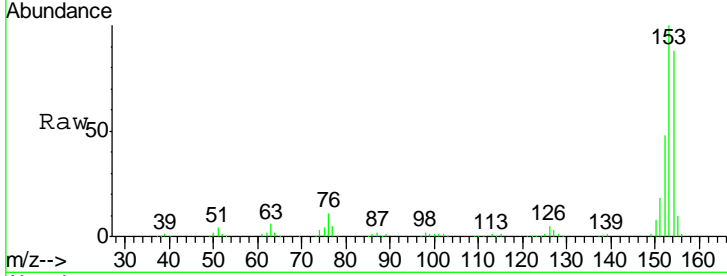




#51  
 Acenaphthene  
 Concen: 40.17 ng  
 RT: 9.40 min Scan# 684  
 Delta R.T. -0.01 min  
 Lab File: BF081555.D  
 Acq: 9 Sep 2015 15:07

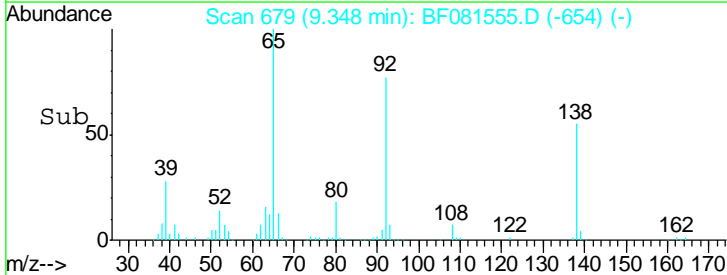
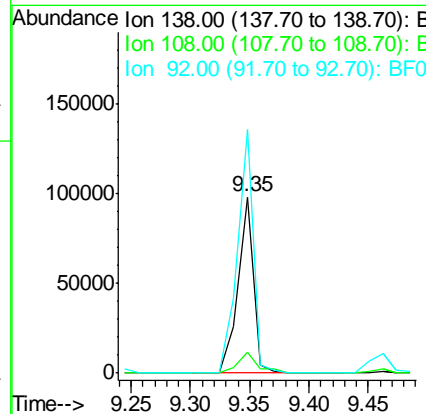
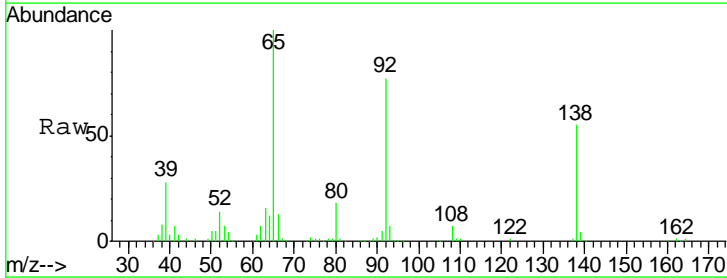
Instrument :  
 BNA\_F  
 ClientSampleId :  
 SSTDCCC040

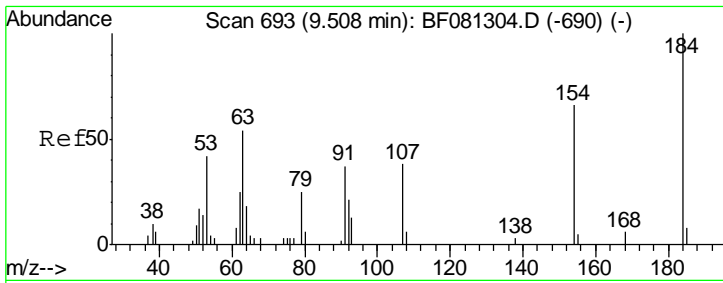
Tgt Ion	Resp	Lower	Upper
154	100		
153	113.4	82.1	123.1
152	54.0	37.9	56.9



#52  
 3-Nitroaniline  
 Concen: 38.60 ng  
 RT: 9.35 min Scan# 679  
 Delta R.T. -0.01 min  
 Lab File: BF081555.D  
 Acq: 9 Sep 2015 15:07

Tgt Ion	Resp	Lower	Upper
138	100		
108	11.8	5.7	8.5#
92	138.4	67.7	101.5#

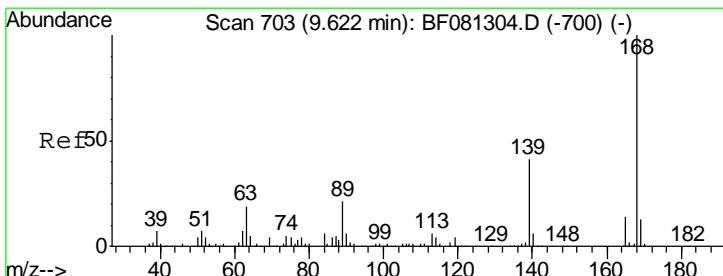
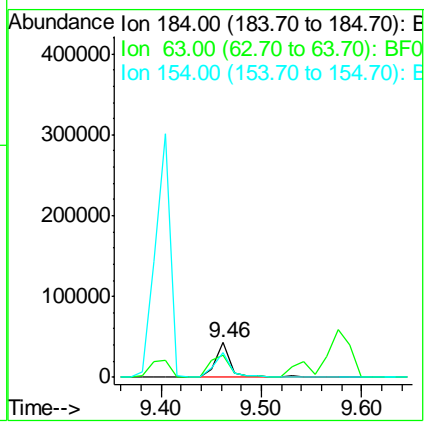
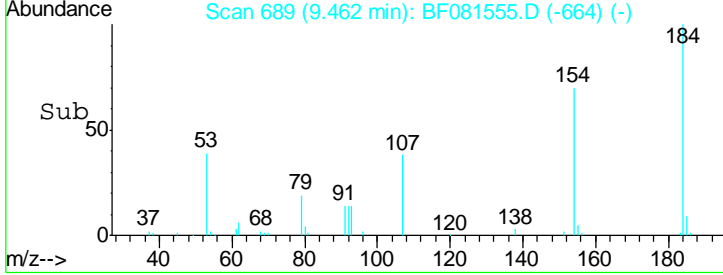
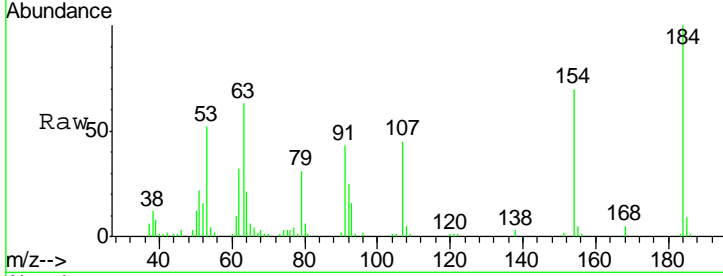




#53  
 2,4-Dinitrophenol  
 Concen: 47.34 ng  
 RT: 9.46 min Scan# 689  
 Delta R.T. -0.01 min  
 Lab File: BF081555.D  
 Acq: 9 Sep 2015 15:07

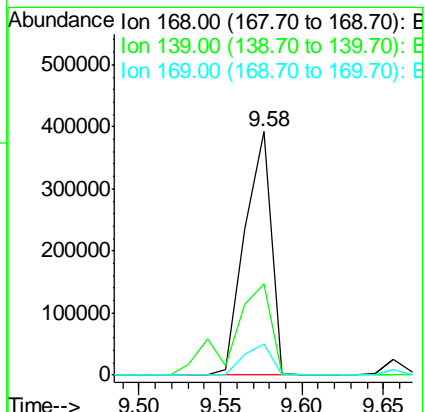
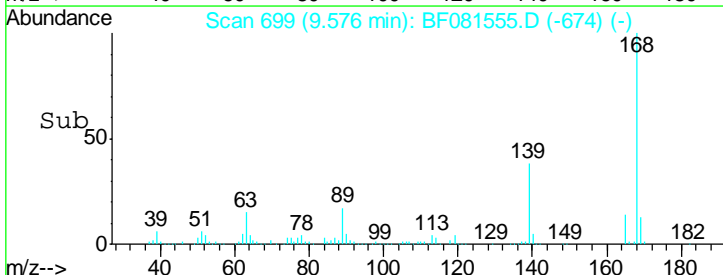
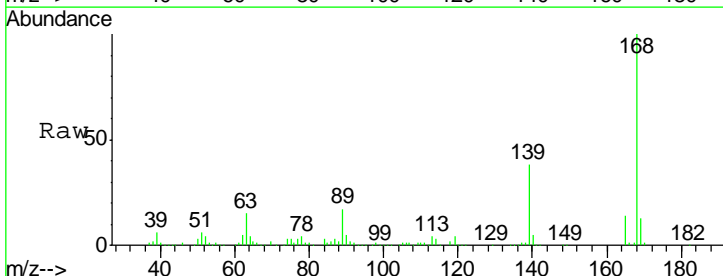
Instrument :  
 BNA\_F  
 ClientSampleId :  
 SSTDCCC040

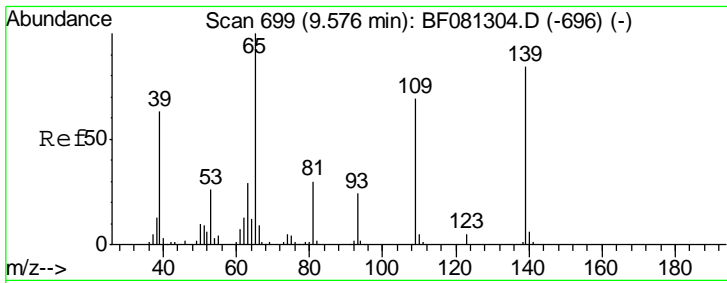
Tgt Ion	Resp	Lower	Upper
184	46139		
184	100		
63	63.2	35.4	53.2#
154	70.4	32.2	48.4#



#54  
 Dibenzofuran  
 Concen: 38.86 ng  
 RT: 9.58 min Scan# 699  
 Delta R.T. -0.01 min  
 Lab File: BF081555.D  
 Acq: 9 Sep 2015 15:07

Tgt Ion	Resp	Lower	Upper
168	439819		
168	100		
139	37.6	24.2	36.2#
169	13.0	10.6	15.8

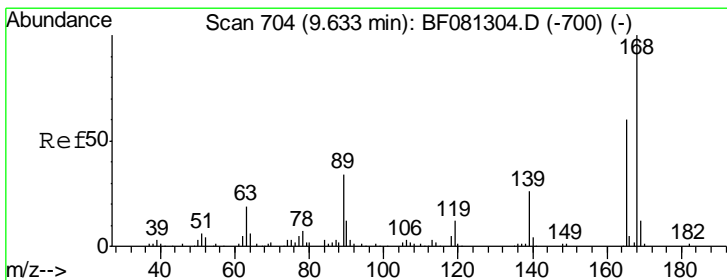
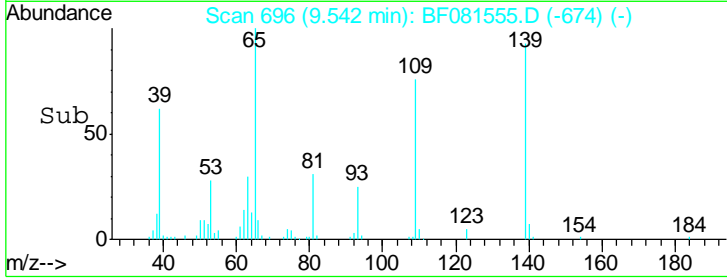
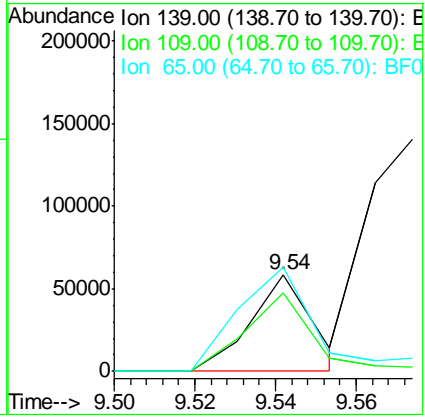
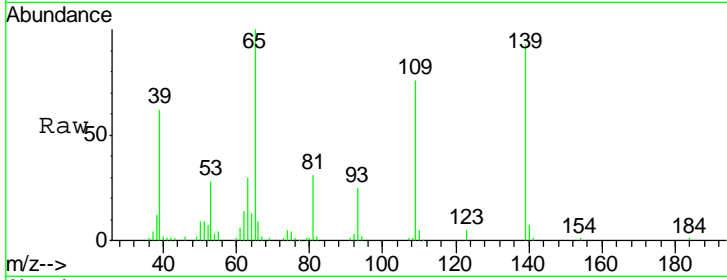




#55  
 4-Nitrophenol  
 Concen: 42.70 ng m  
 RT: 9.54 min Scan# 696  
 Delta R.T. -0.05 min  
 Lab File: BF081555.D  
 Acq: 9 Sep 2015 15:07

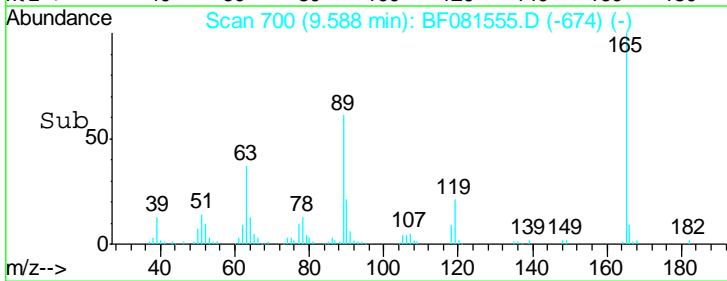
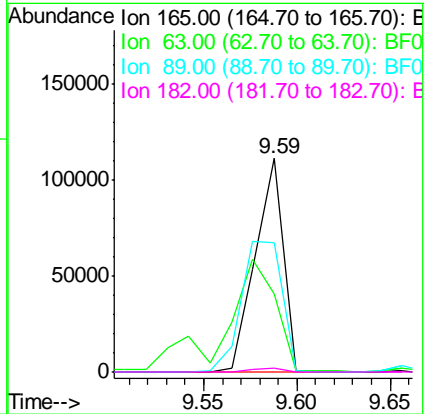
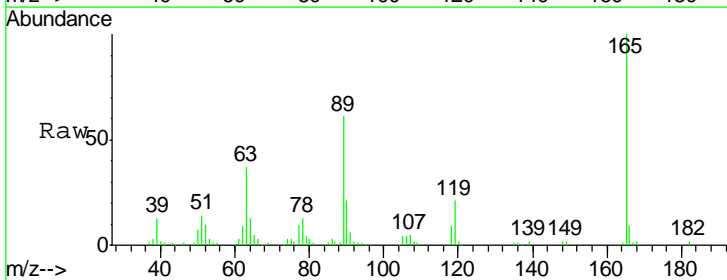
Instrument :  
 BNA\_F  
 ClientSampleID :  
 SSTDCCC040

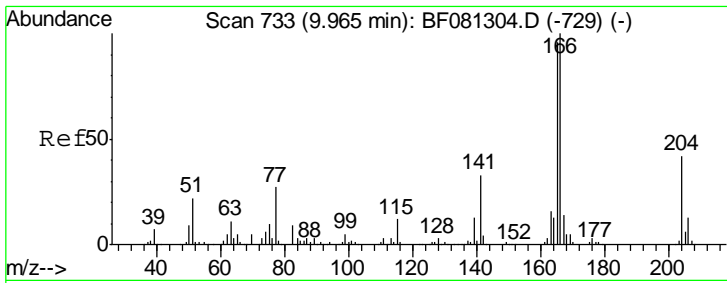
Tgt Ion	Resp	Lower	Upper
139	100		
109	81.9	12.7	52.7#
65	107.6	45.9	85.9#



#56  
 2,4-Dinitrotoluene  
 Concen: 44.22 ng  
 RT: 9.59 min Scan# 700  
 Delta R.T. 0.00 min  
 Lab File: BF081555.D  
 Acq: 9 Sep 2015 15:07

Tgt Ion	Resp	Lower	Upper
165	100		
63	36.8	29.8	44.6
89	60.5	44.5	66.7
182	2.0	3.0	4.4#

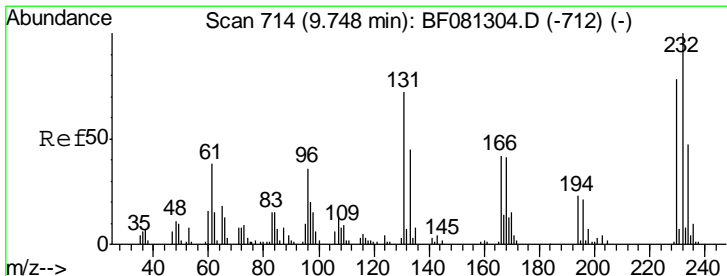
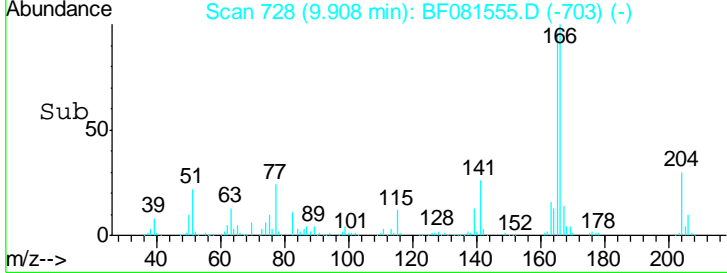
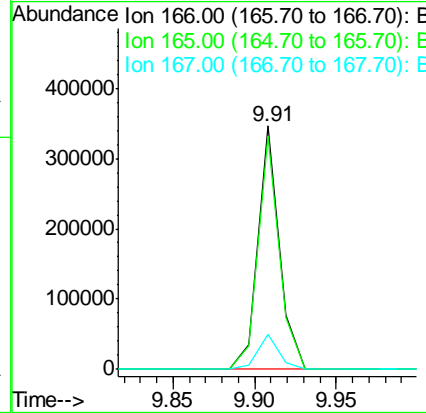
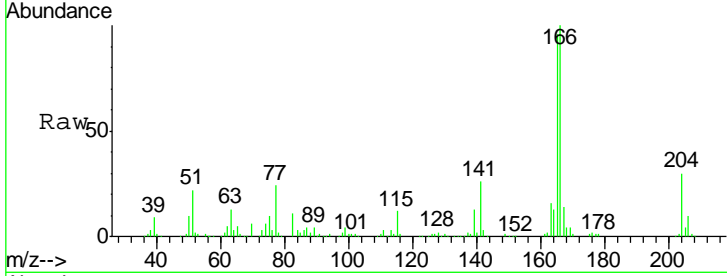




#57  
 Fluorene  
 Concen: 36.73 ng  
 RT: 9.91 min Scan# 728  
 Delta R.T. -0.01 min  
 Lab File: BF081555.D  
 Acq: 9 Sep 2015 15:07

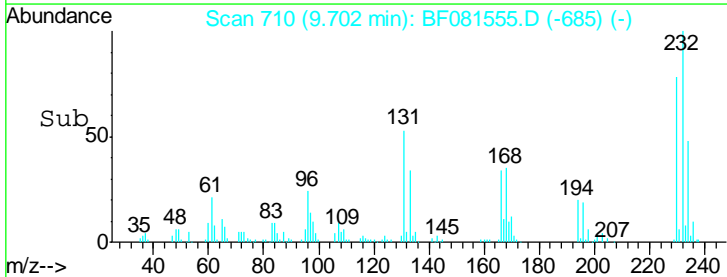
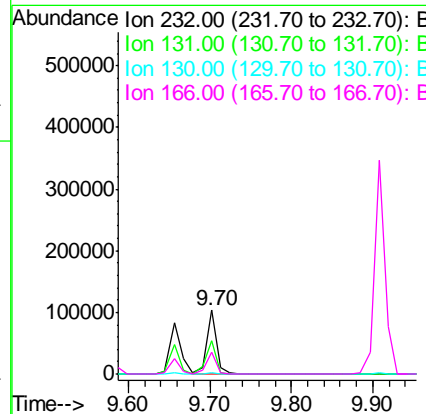
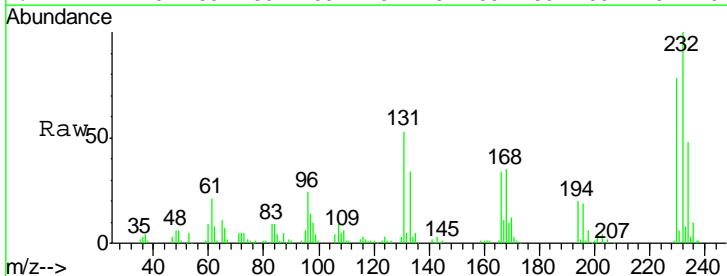
Instrument :  
 BNA\_F  
 ClientSampled :  
 SSTDCCC040

Tgt Ion	Resp	Lower	Upper
166	315485		
165	95.9	72.6	109.0
167	14.1	10.6	16.0

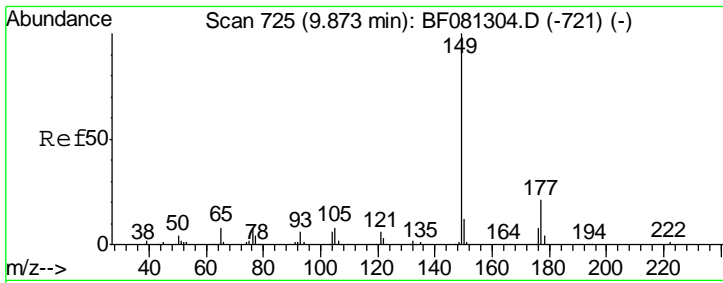


#58  
 2,3,4,6-Tetrachlorophenol  
 Concen: 44.94 ng  
 RT: 9.70 min Scan# 710  
 Delta R.T. -0.01 min  
 Lab File: BF081555.D  
 Acq: 9 Sep 2015 15:07

Tgt Ion	Resp	Lower	Upper
232	88312		
131	55.2	38.5	57.7
130	2.4	1.8	2.6
166	34.0	25.0	37.6



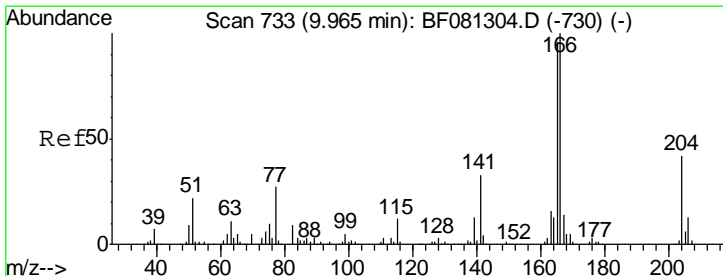
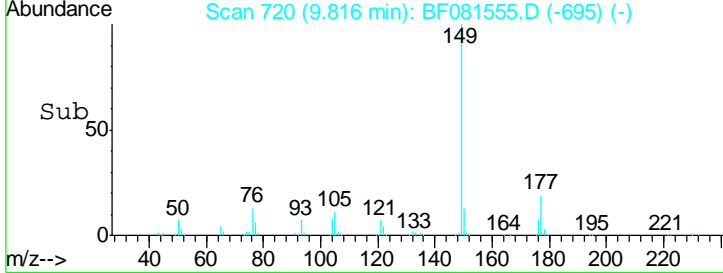
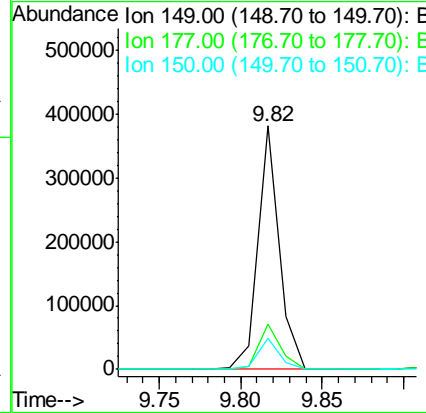
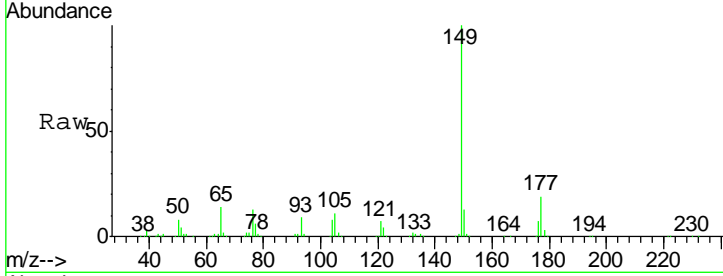




#59  
 Diethylphthalate  
 Concen: 36.63 ng  
 RT: 9.82 min Scan# 720  
 Delta R.T. -0.01 min  
 Lab File: BF081555.D  
 Acq: 9 Sep 2015 15:07

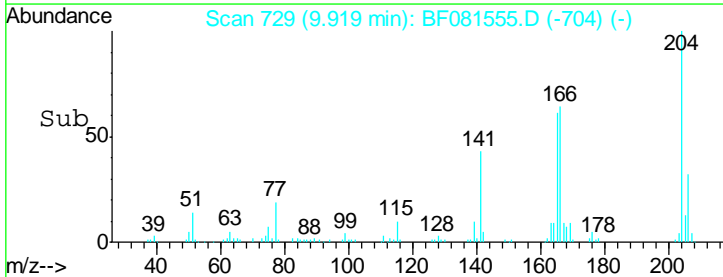
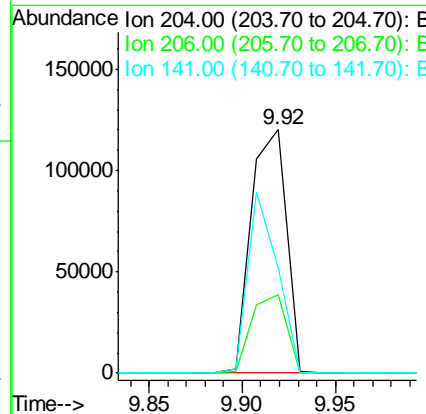
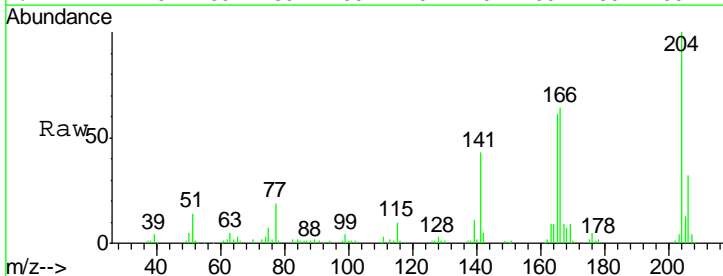
Instrument :  
 BNA\_F  
 ClientSampleId :  
 SSTDCCC040

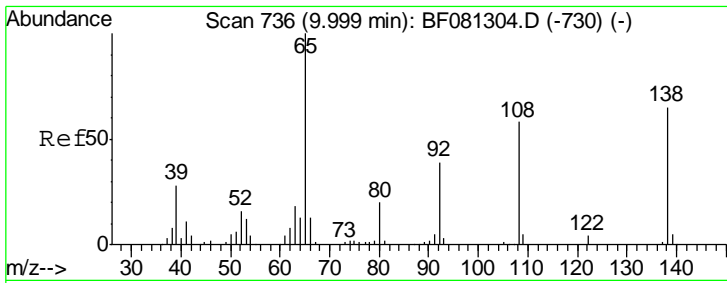
Tgt Ion	Resp	Lower	Upper
149	346115		
177	18.5	17.5	26.3
150	12.6	9.4	14.2



#60  
 4-Chlorophenyl-phenylether  
 Concen: 39.08 ng  
 RT: 9.92 min Scan# 729  
 Delta R.T. -0.01 min  
 Lab File: BF081555.D  
 Acq: 9 Sep 2015 15:07

Tgt Ion	Resp	Lower	Upper
204	156447		
206	32.3	24.8	37.2
141	43.2	42.2	63.4

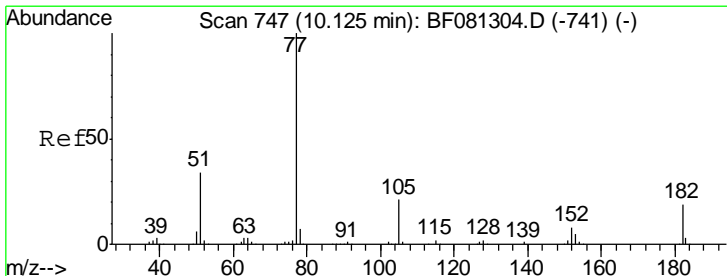
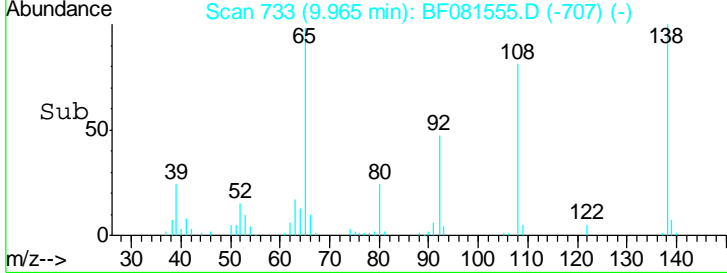
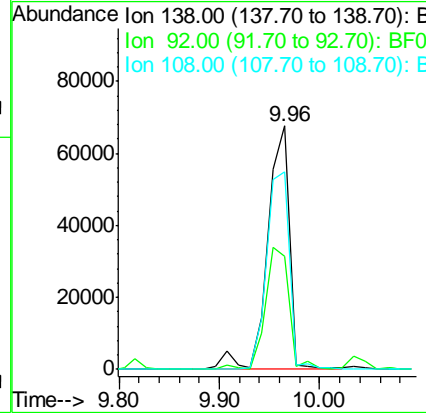
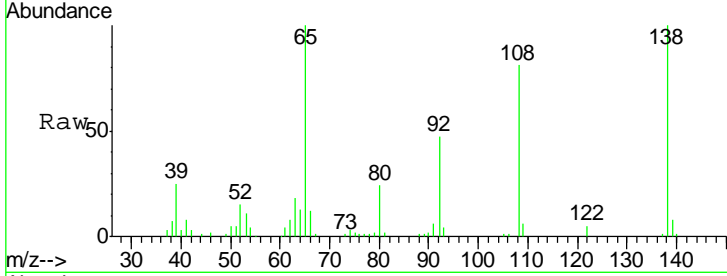




#61  
 4-Nitroaniline  
 Concen: 43.17 ng  
 RT: 9.96 min Scan# 733  
 Delta R.T. 0.00 min  
 Lab File: BF081555.D  
 Acq: 9 Sep 2015 15:07

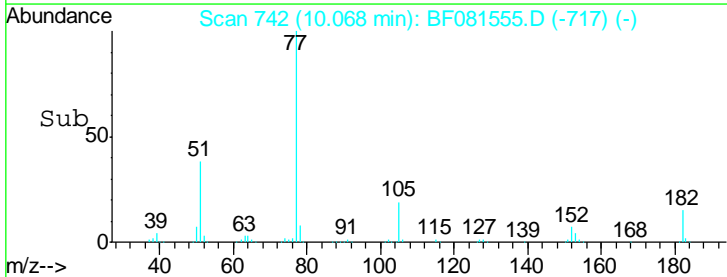
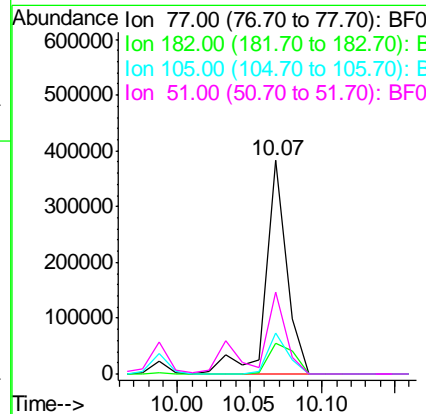
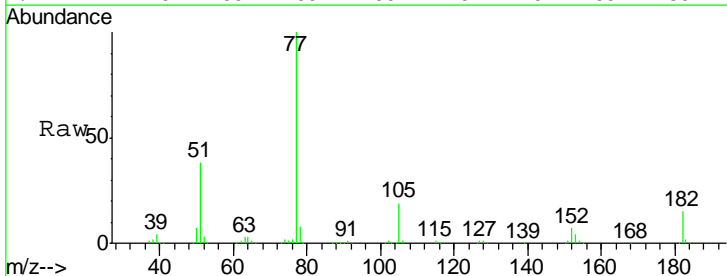
Instrument :  
 BNA\_F  
 ClientSampleId :  
 SSTDCCC040

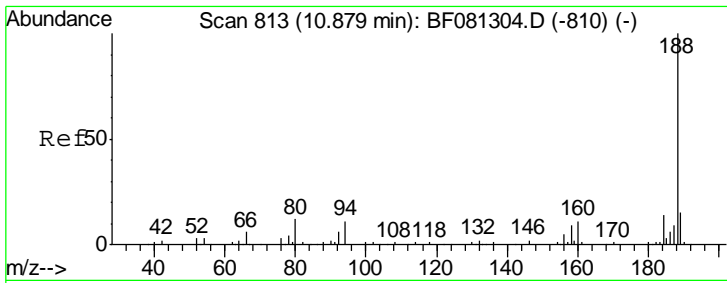
Tgt Ion	Resp	Lower	Upper
138	101215		
138	100		
92	46.6	12.6	52.6
108	81.4	12.4	52.4#



#62  
 Azobenzene  
 Concen: 36.77 ng  
 RT: 10.07 min Scan# 742  
 Delta R.T. -0.01 min  
 Lab File: BF081555.D  
 Acq: 9 Sep 2015 15:07

Tgt Ion	Resp	Lower	Upper
77	386271		
77	100		
182	14.5	15.1	55.1#
105	19.1	3.4	43.4
51	38.2	12.0	52.0

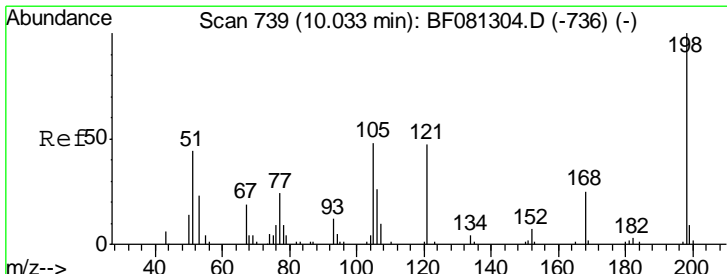
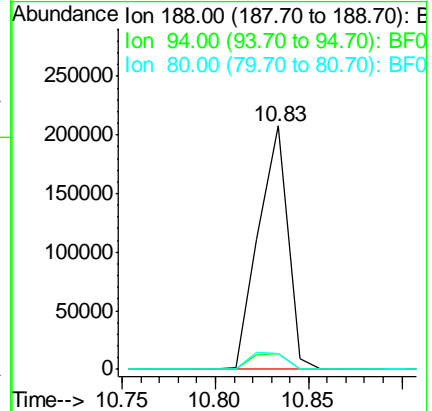
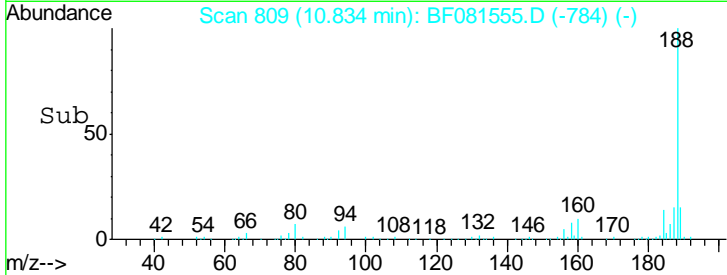
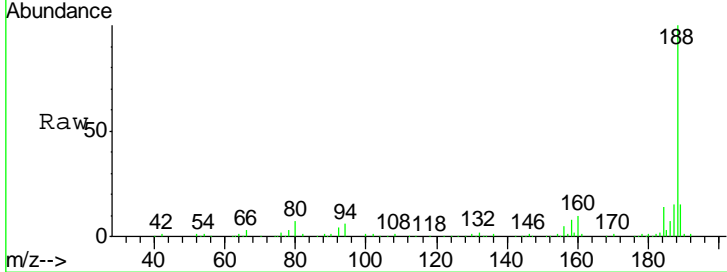




#63  
 Phenanthrene-d10  
 Concen: 20.00 ng  
 RT: 10.83 min Scan# 809  
 Delta R.T. -0.01 min  
 Lab File: BF081555.D  
 Acq: 9 Sep 2015 15:07

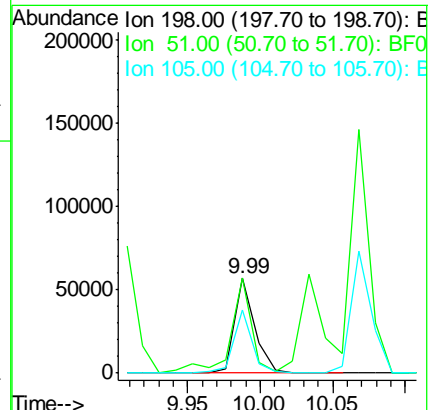
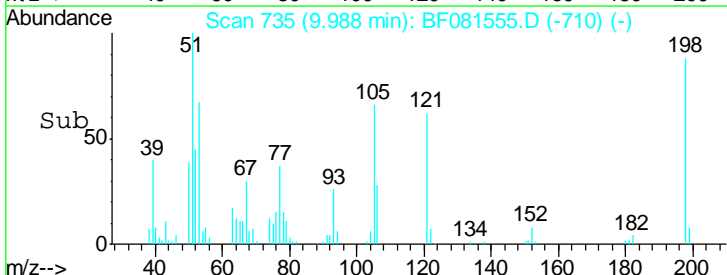
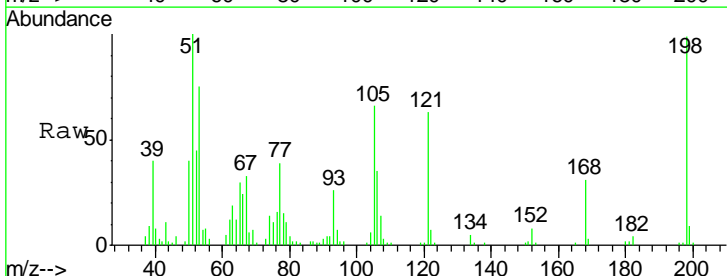
Instrument :  
 BNA\_F  
 ClientSampleID :  
 SSTDCCC040

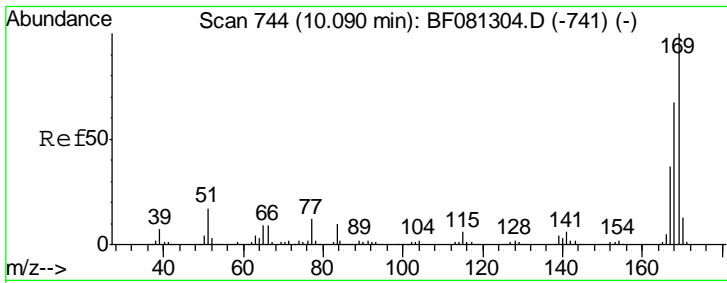
Tgt Ion	Resp	Lower	Upper
188	100		
94	6.5	11.1	16.7#
80	6.7	11.0	16.4#



#64  
 4,6-Dinitro-2-methylphenol  
 Concen: 43.28 ng  
 RT: 9.99 min Scan# 735  
 Delta R.T. -0.01 min  
 Lab File: BF081555.D  
 Acq: 9 Sep 2015 15:07

Tgt Ion	Resp	Lower	Upper
198	100		
51	100.6	39.6	79.6#
105	66.4	28.5	68.5

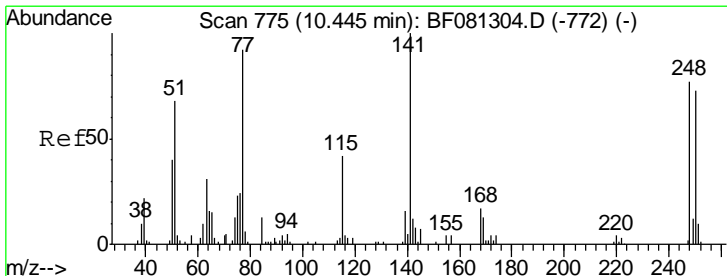
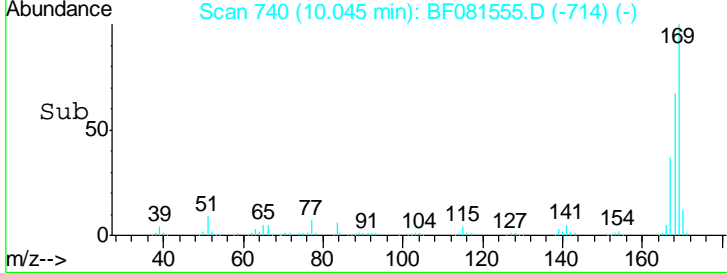
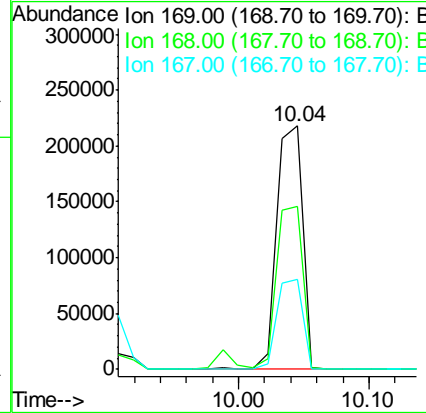
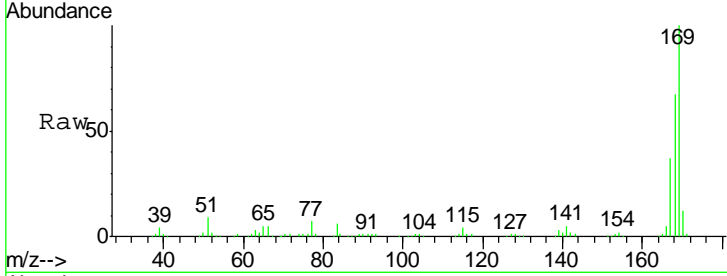




#65  
 n-Nitrosodiphenylamine  
 Concen: 36.86 ng  
 RT: 10.04 min Scan# 740  
 Delta R.T. 0.00 min  
 Lab File: BF081555.D  
 Acq: 9 Sep 2015 15:07

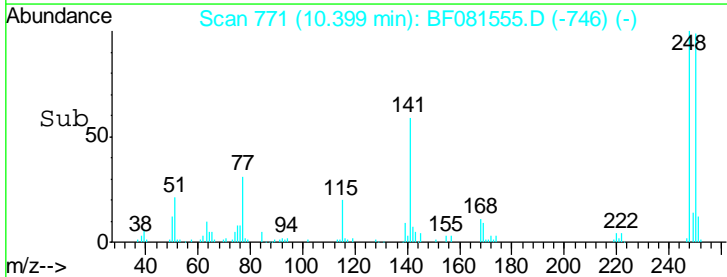
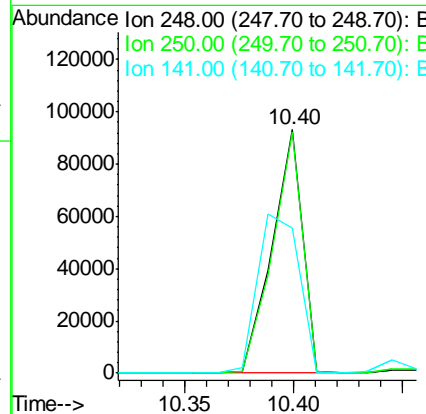
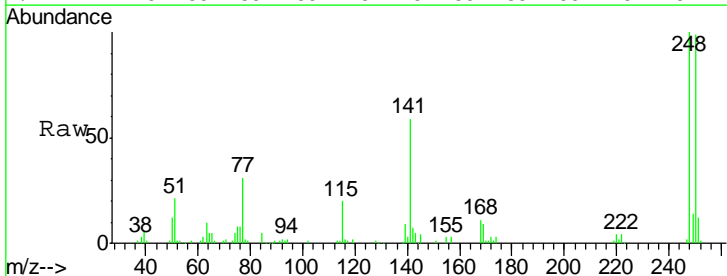
Instrument :  
 BNA\_F  
 ClientSampleId :  
 SSTDCCC040

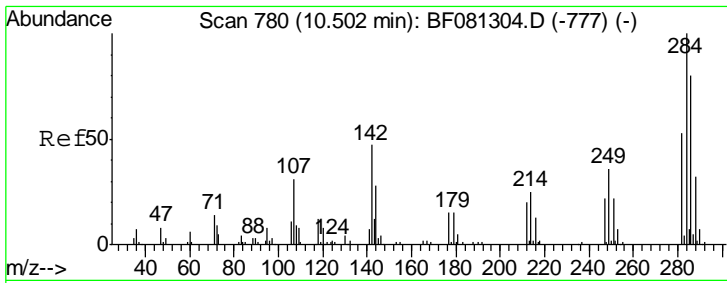
Tgt Ion	Resp	Lower	Upper
169	100		
168	66.9	48.9	73.3
167	37.2	26.2	39.4



#66  
 4-Bromophenyl-phenylether  
 Concen: 40.30 ng  
 RT: 10.40 min Scan# 771  
 Delta R.T. -0.01 min  
 Lab File: BF081555.D  
 Acq: 9 Sep 2015 15:07

Tgt Ion	Resp	Lower	Upper
248	100		
250	99.2	78.5	117.7
141	59.4	59.0	88.6

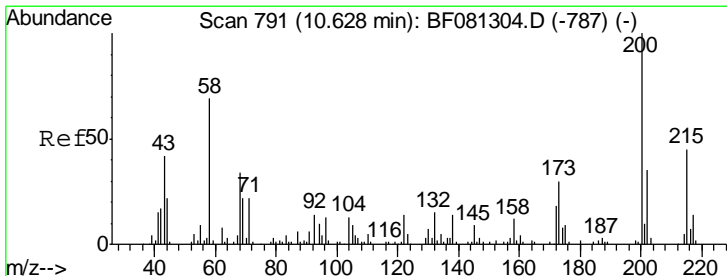
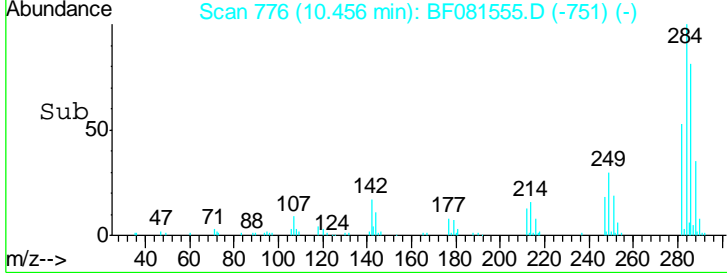
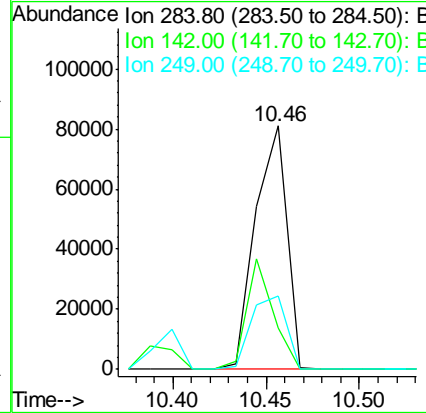
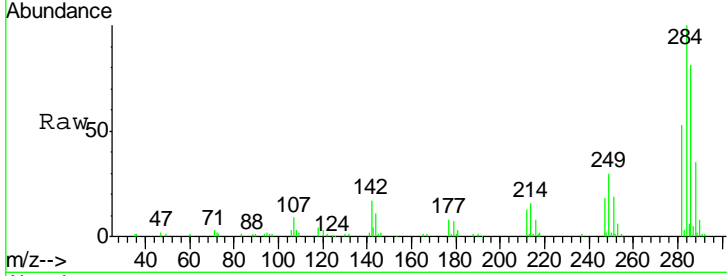




#67  
 Hexachlorobenzene  
 Concen: 39.43 ng  
 RT: 10.46 min Scan# 776  
 Delta R.T. -0.01 min  
 Lab File: BF081555.D  
 Acq: 9 Sep 2015 15:07

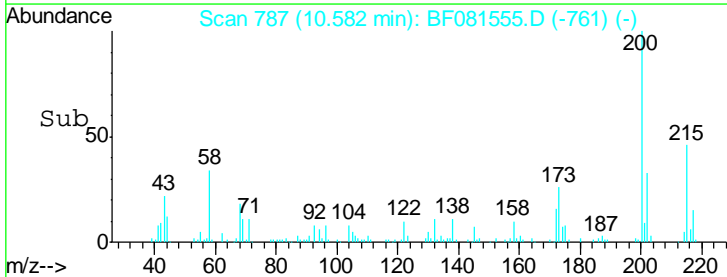
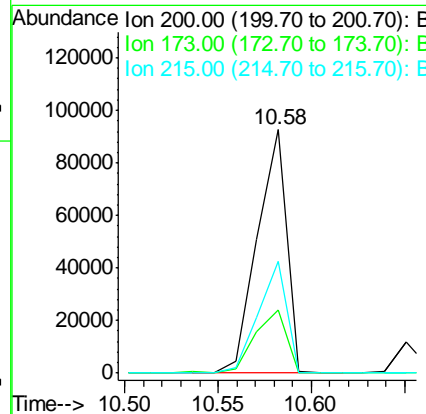
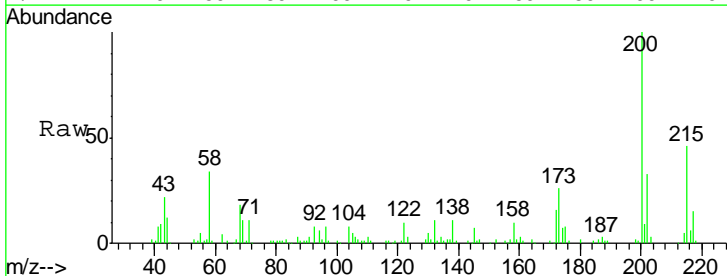
Instrument :  
 BNA\_F  
 ClientSampleId :  
 SSTDCCC040

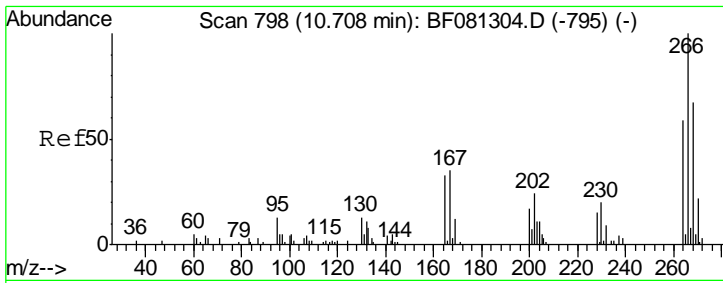
Tgt Ion	Resp	Lower	Upper
284	94223		
142	17.2	29.5	44.3#
249	29.9	19.5	29.3#



#68  
 Atrazine  
 Concen: 42.94 ng  
 RT: 10.58 min Scan# 787  
 Delta R.T. 0.00 min  
 Lab File: BF081555.D  
 Acq: 9 Sep 2015 15:07

Tgt Ion	Resp	Lower	Upper
200	102195		
173	26.0	13.2	53.2
215	45.8	41.8	81.8

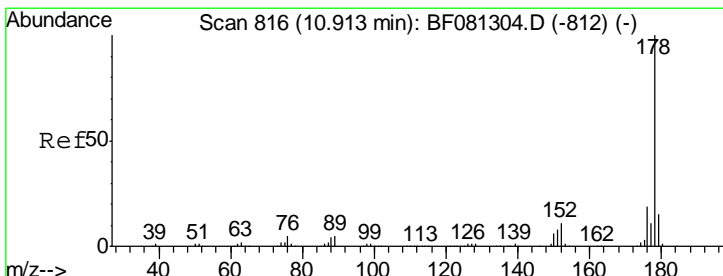
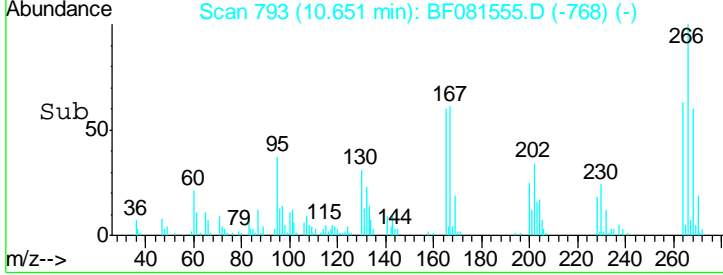
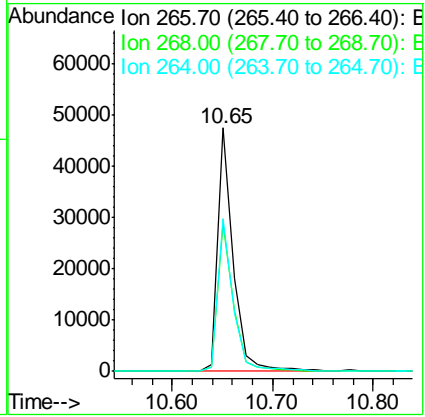
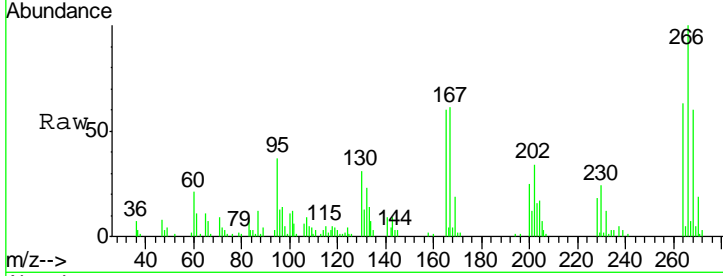




#69  
 Pentachlorophenol  
 Concen: 47.69 ng  
 RT: 10.65 min Scan# 793  
 Delta R.T. -0.01 min  
 Lab File: BF081555.D  
 Acq: 9 Sep 2015 15:07

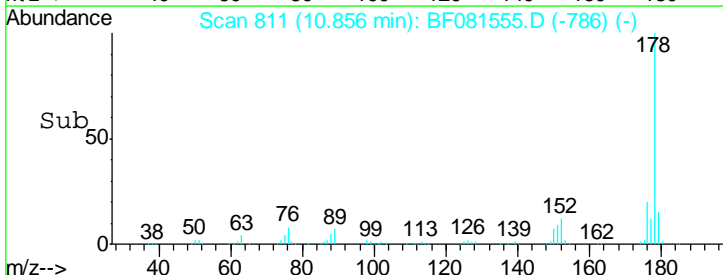
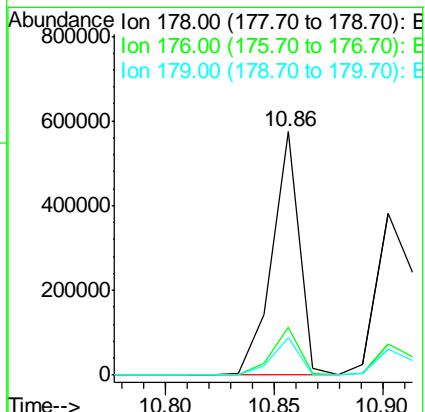
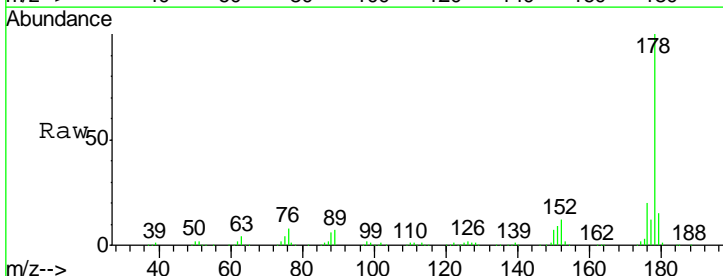
**Instrument :**  
 BNA\_F  
**ClientSampled :**  
 SSTDCCC040

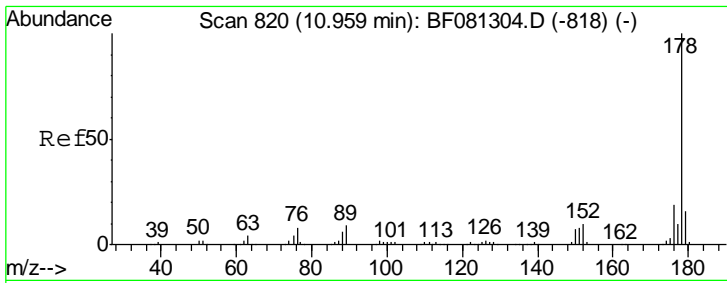
Tgt Ion	Resp	Lower	Upper
266	100		
268	60.5	49.8	74.6
264	62.8	50.2	75.2



#70  
 Phenanthrene  
 Concen: 40.19 ng  
 RT: 10.86 min Scan# 811  
 Delta R.T. -0.01 min  
 Lab File: BF081555.D  
 Acq: 9 Sep 2015 15:07

Tgt Ion	Resp	Lower	Upper
178	100		
176	19.7	13.8	20.8
179	15.4	12.2	18.2

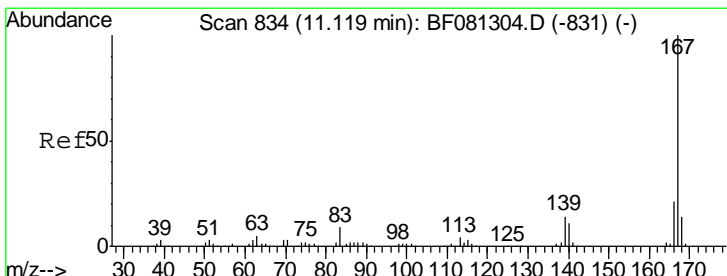
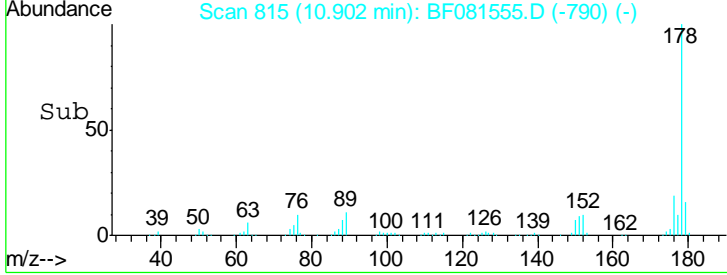
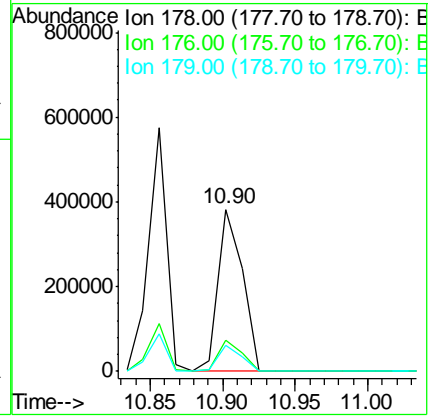
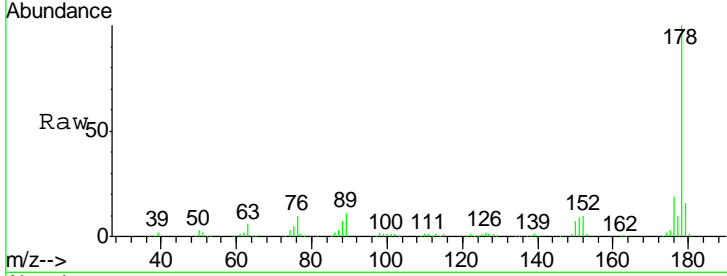




#71  
 Anthracene  
 Concen: 34.62 ng  
 RT: 10.90 min Scan# 815  
 Delta R.T. -0.01 min  
 Lab File: BF081555.D  
 Acq: 9 Sep 2015 15:07

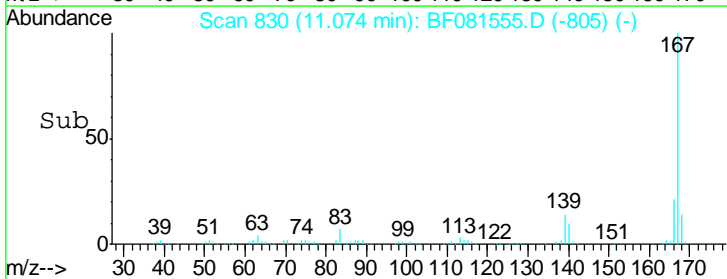
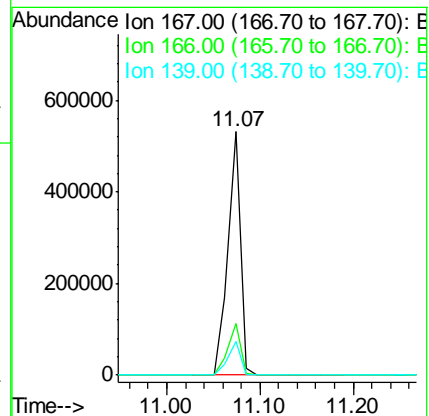
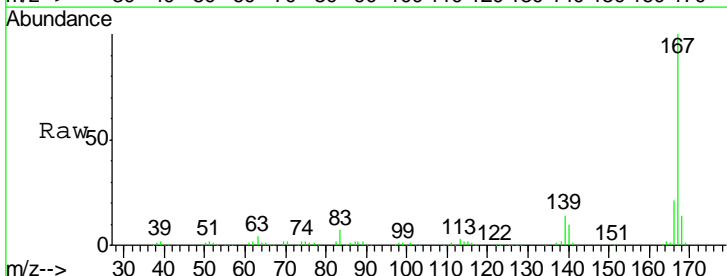
Instrument :  
 BNA\_F  
 ClientSampled :  
 SSTDCCC040

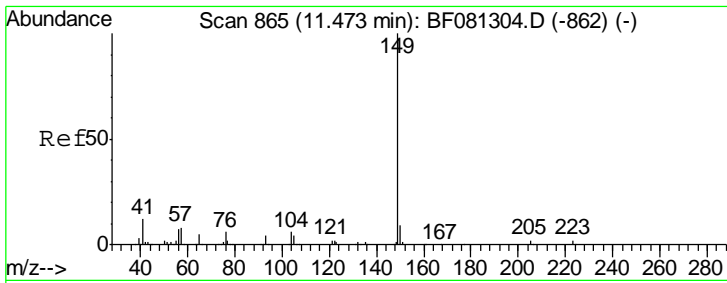
Tgt Ion	Resp	Lower	Upper
178	446890		
176	19.4	14.1	21.1
179	16.2	12.2	18.2



#72  
 Carbazole  
 Concen: 40.88 ng  
 RT: 11.07 min Scan# 830  
 Delta R.T. -0.01 min  
 Lab File: BF081555.D  
 Acq: 9 Sep 2015 15:07

Tgt Ion	Resp	Lower	Upper
167	495199		
166	21.1	15.7	23.5
139	13.9	9.5	14.3

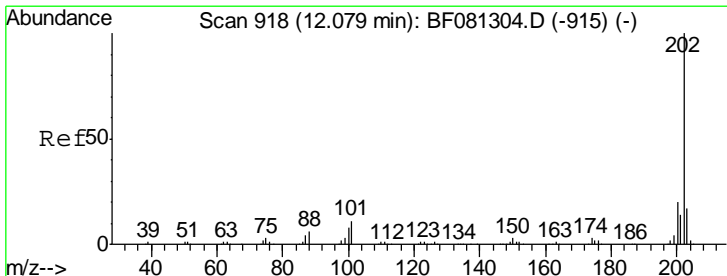
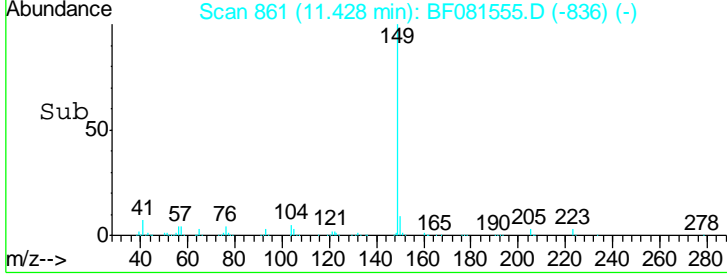
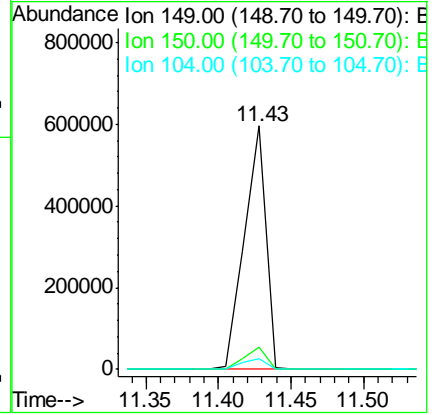
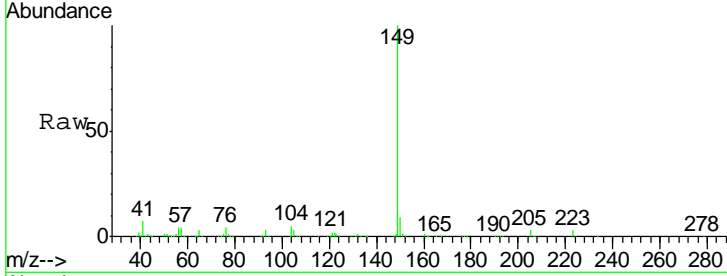




#73  
 Di-n-butylphthalate  
 Concen: 43.05 ng  
 RT: 11.43 min Scan# 861  
 Delta R.T. -0.01 min  
 Lab File: BF081555.D  
 Acq: 9 Sep 2015 15:07

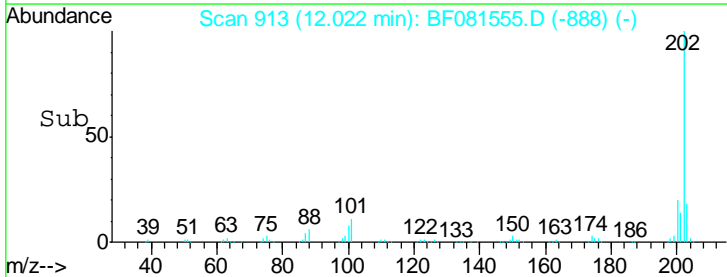
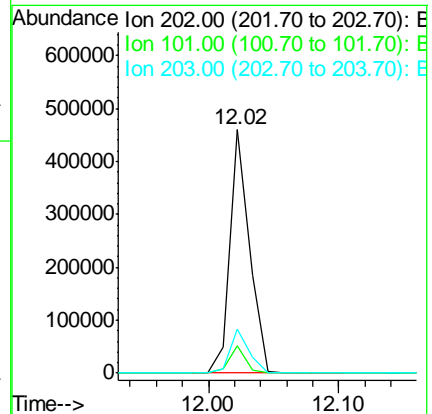
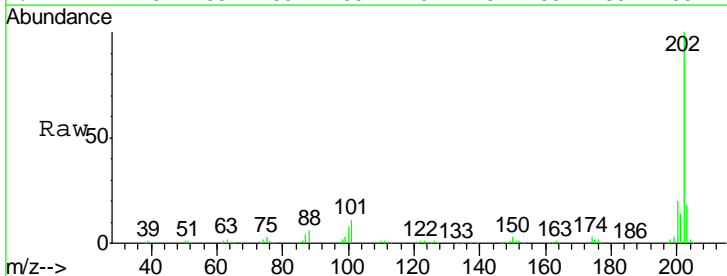
Instrument :  
 BNA\_F  
 ClientSampleId :  
 SSTDCCC040

Tgt Ion	Resp	Lower	Upper
149	100		
150	9.1	7.4	11.2
104	4.6	2.4	3.6

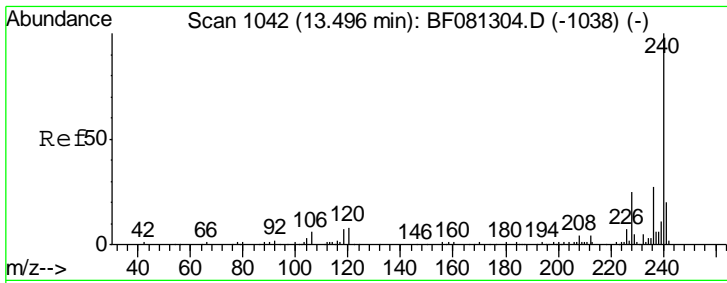


#74  
 Fluoranthene  
 Concen: 35.22 ng  
 RT: 12.02 min Scan# 913  
 Delta R.T. -0.01 min  
 Lab File: BF081555.D  
 Acq: 9 Sep 2015 15:07

Tgt Ion	Resp	Lower	Upper
202	100		
101	11.1	0.0	38.3
203	17.9	0.0	37.3



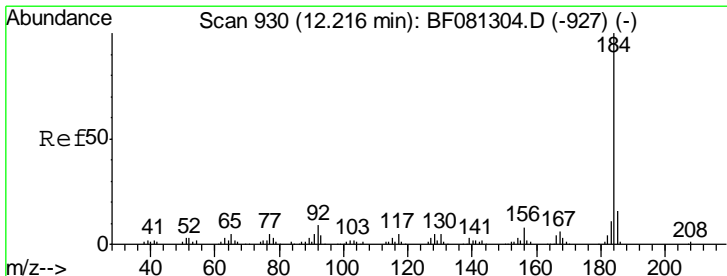

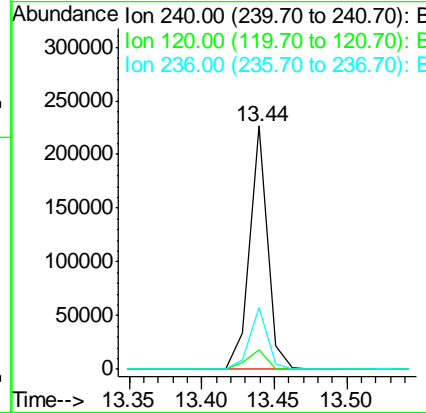
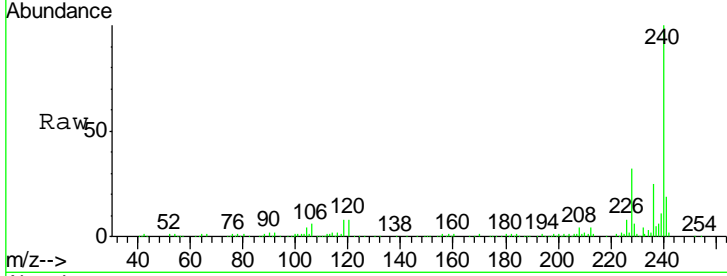




#75  
 Chrysene-d12  
 Concen: 20.00 ng  
 RT: 13.44 min Scan# 1037  
 Delta R.T. -0.01 min  
 Lab File: BF081555.D  
 Acq: 9 Sep 2015 15:07

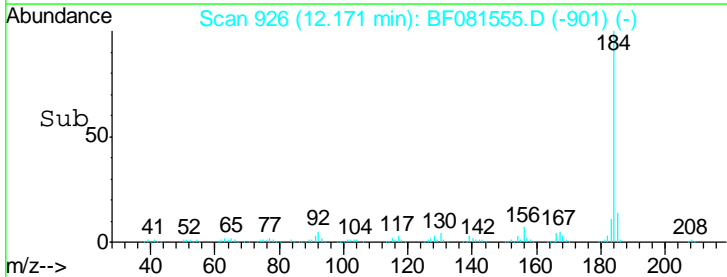
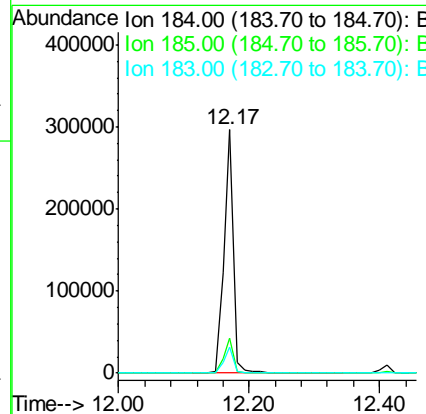
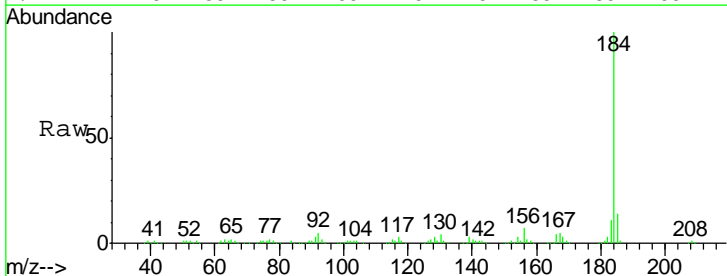
Instrument :  
 BNA\_F  
 ClientSampleId :  
 SSTDCCC040

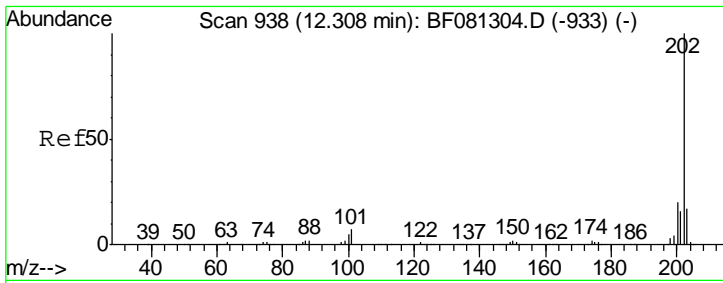
Tgt Ion	Resp	Lower	Upper
240	195449		
120	7.9	16.2	24.2#
236	25.2	18.4	27.6



#76  
 Benzidine  
 Concen: 36.52 ng  
 RT: 12.17 min Scan# 926  
 Delta R.T. -0.01 min  
 Lab File: BF081555.D  
 Acq: 9 Sep 2015 15:07

Tgt Ion	Resp	Lower	Upper
184	306384		
185	14.3	11.8	17.6
183	10.6	7.6	11.4

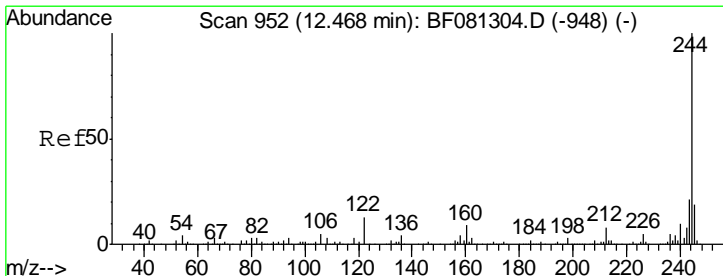

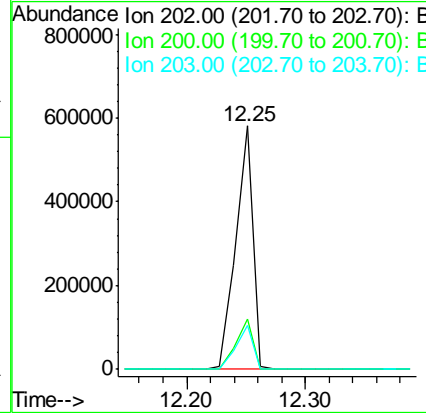
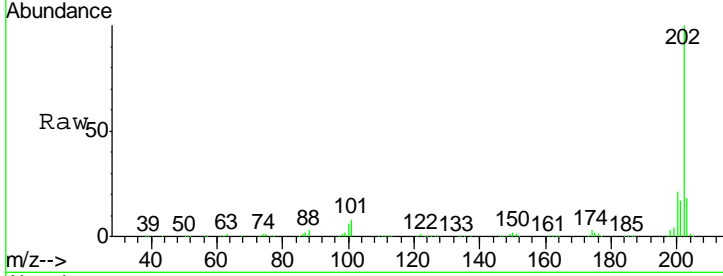




#77  
 Pyrene  
 Concen: 40.16 ng  
 RT: 12.25 min Scan# 933  
 Delta R.T. -0.01 min  
 Lab File: BF081555.D  
 Acq: 9 Sep 2015 15:07


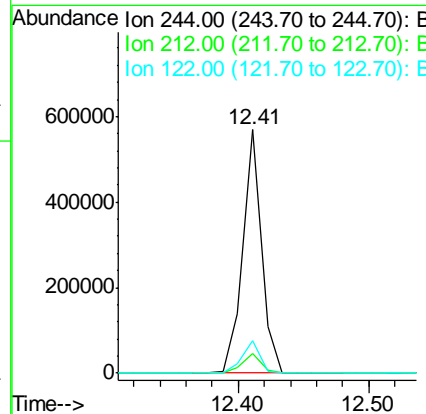
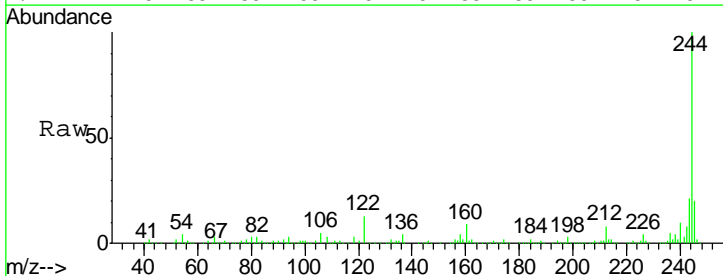
Instrument :  
 BNA\_F  
 ClientSampleId :  
 SSTDCCC040

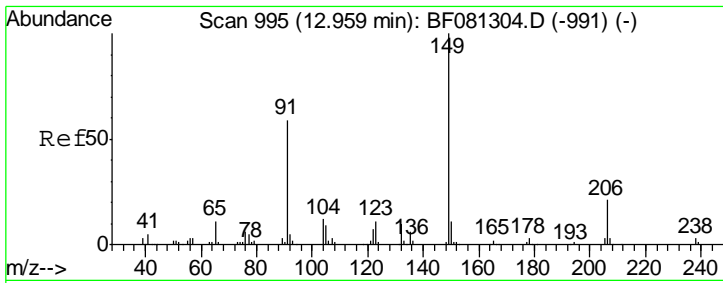
Tgt Ion	Resp	Lower	Upper
202	100		
200	20.5	15.0	22.4
203	17.8	14.1	21.1



#78  
 Terphenyl-d14  
 Concen: 67.09 ng  
 RT: 12.41 min Scan# 947  
 Delta R.T. -0.01 min  
 Lab File: BF081555.D  
 Acq: 9 Sep 2015 15:07

Tgt Ion	Resp	Lower	Upper
244	100		
212	8.1	4.3	6.5#
122	13.3	17.4	26.2#

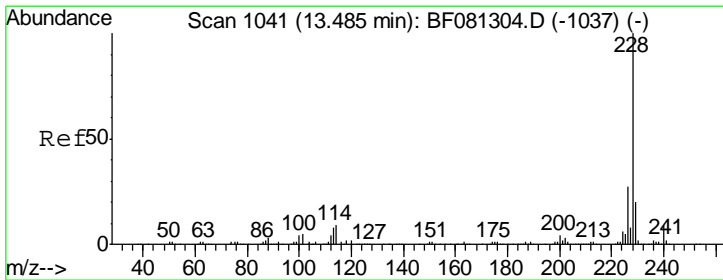
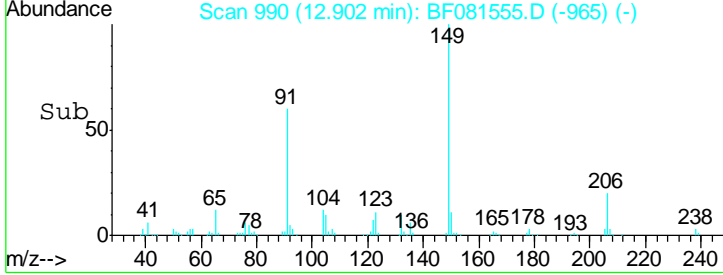
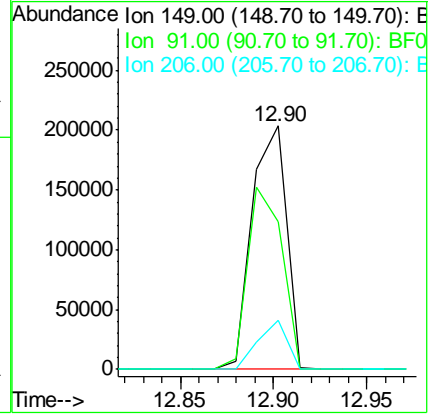
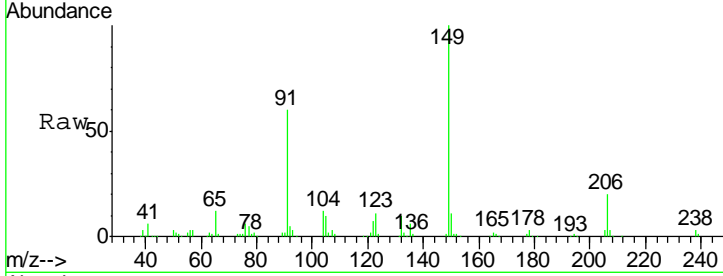




#79  
 Butylbenzylphthalate  
 Concen: 41.38 ng  
 RT: 12.90 min Scan# 990  
 Delta R.T. -0.01 min  
 Lab File: BF081555.D  
 Acq: 9 Sep 2015 15:07


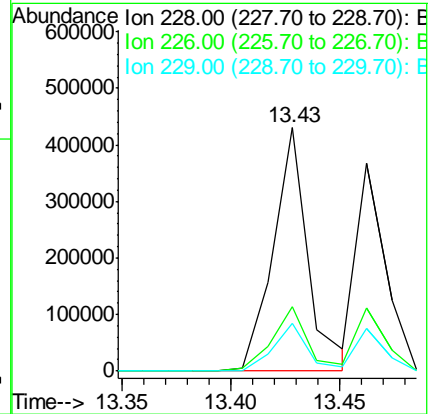
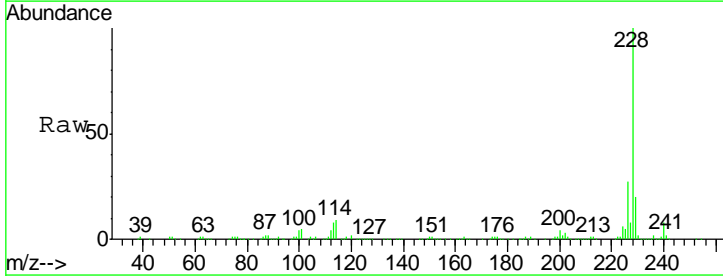
Instrument :  
 BNA\_F  
 ClientSampleID :  
 SSTDCCC040

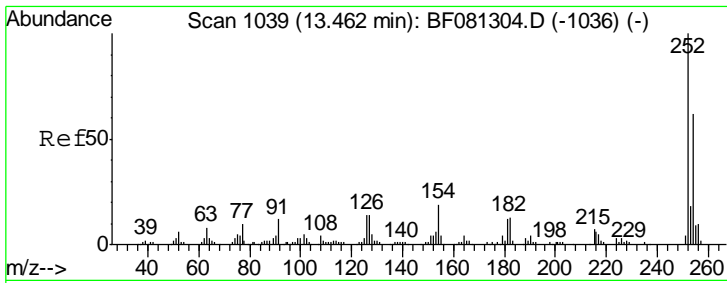
Tgt Ion	Resp	Lower	Upper
149	260517		
91	60.5	48.6	72.8
206	20.0	14.9	22.3



#80  
 Benzo(a)anthracene  
 Concen: 38.76 ng  
 RT: 13.43 min Scan# 1036  
 Delta R.T. -0.01 min  
 Lab File: BF081555.D  
 Acq: 9 Sep 2015 15:07

Tgt Ion	Resp	Lower	Upper
228	482382		
226	26.7	20.0	30.0
229	19.7	15.4	23.2

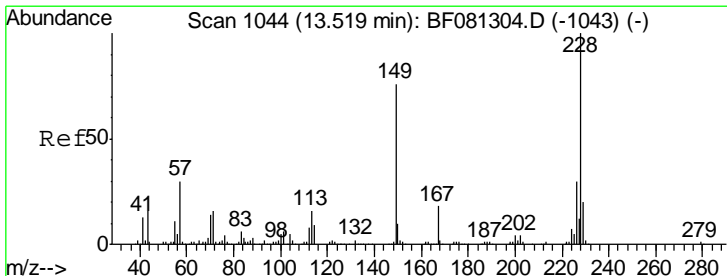
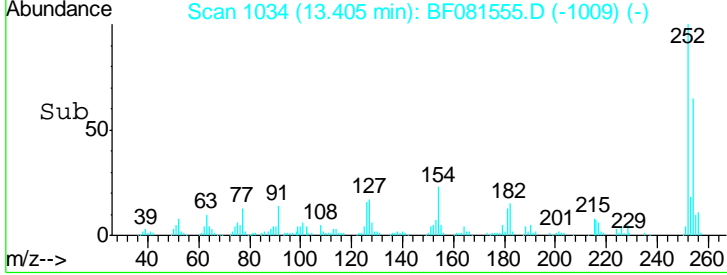
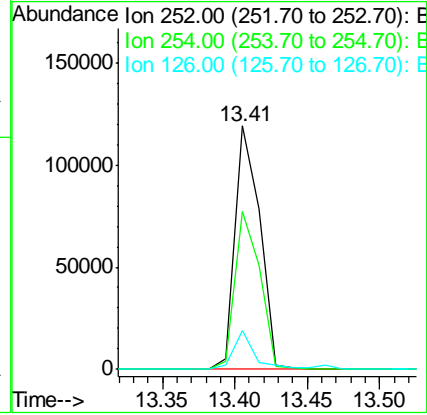
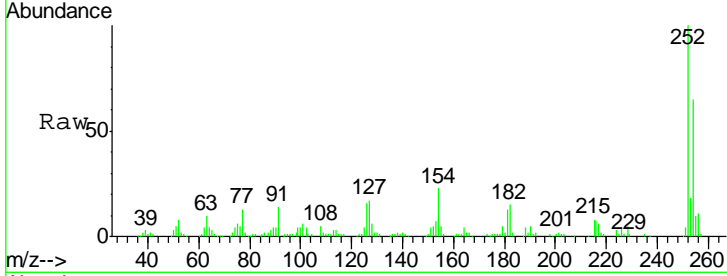




#81  
 3,3'-Dichlorobenzidine  
 Concen: 33.71 ng  
 RT: 13.41 min Scan# 1034  
 Delta R.T. -0.01 min  
 Lab File: BF081555.D  
 Acq: 9 Sep 2015 15:07

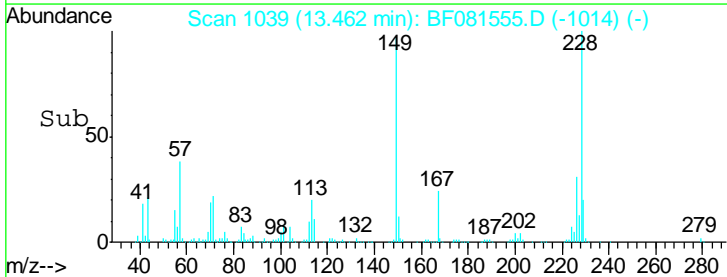
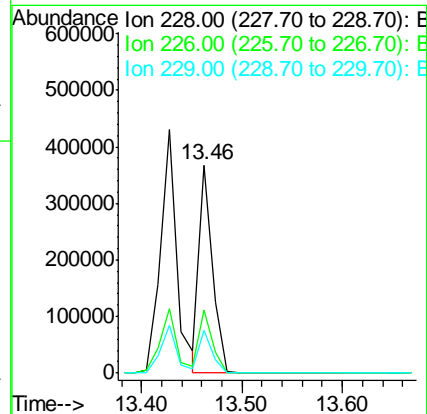
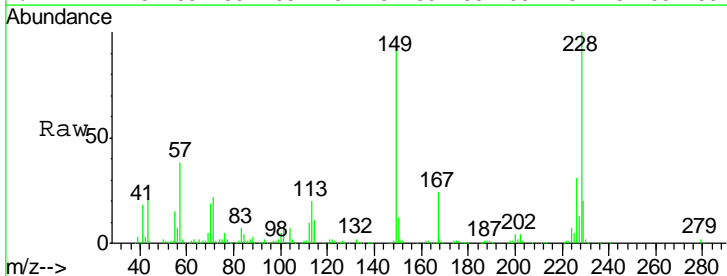
Instrument :  
 BNA\_F  
 ClientSampled :  
 SSTDCCC040

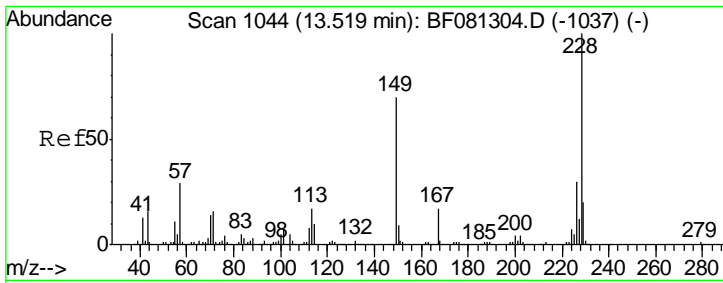
Tgt Ion	Resp	Lower	Upper
252	141529		
254	64.9	51.4	77.2
126	16.1	16.4	24.6#



#82  
 Chrysene  
 Concen: 30.87 ng  
 RT: 13.46 min Scan# 1039  
 Delta R.T. -0.01 min  
 Lab File: BF081555.D  
 Acq: 9 Sep 2015 15:07

Tgt Ion	Resp	Lower	Upper
228	344399		
226	30.6	21.0	31.4
229	20.3	15.6	23.4

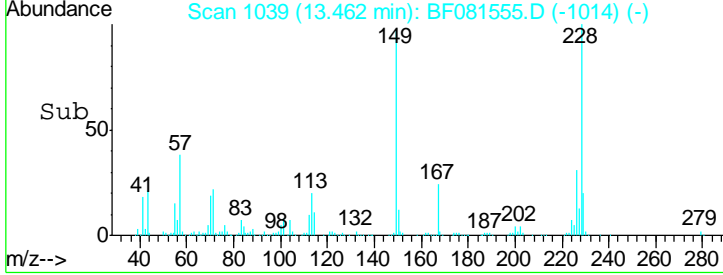
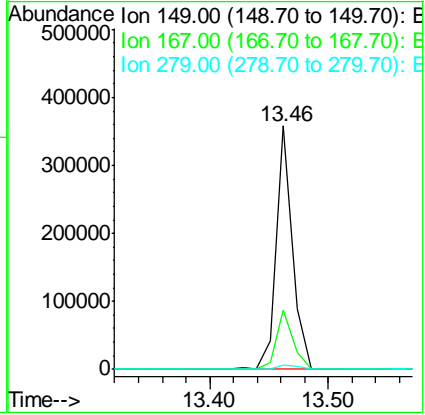
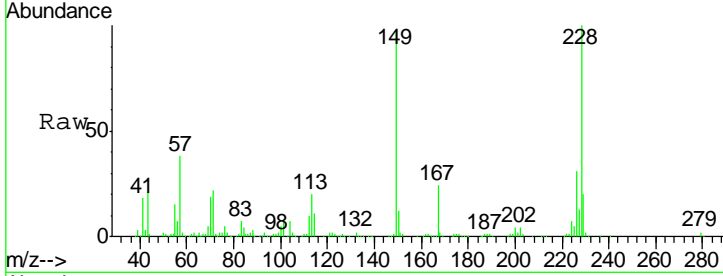




#83  
 Bis(2-ethylhexyl)phthalate  
 Concen: 40.74 ng  
 RT: 13.46 min Scan# 1039  
 Delta R.T. -0.01 min  
 Lab File: BF081555.D  
 Acq: 9 Sep 2015 15:07

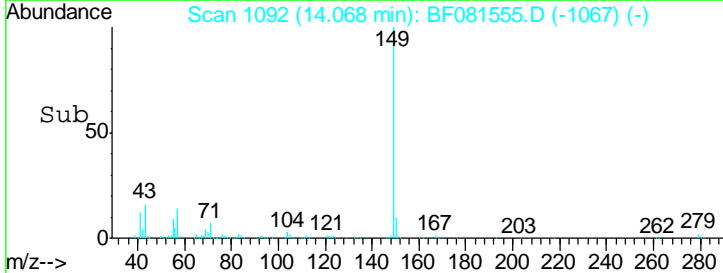
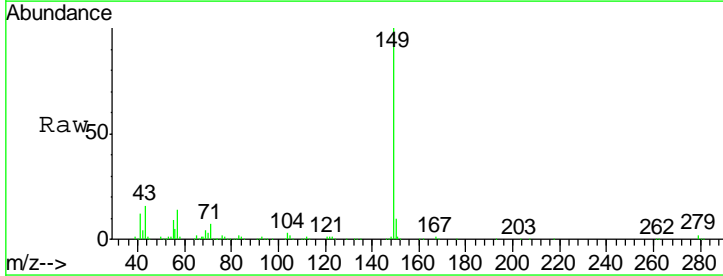
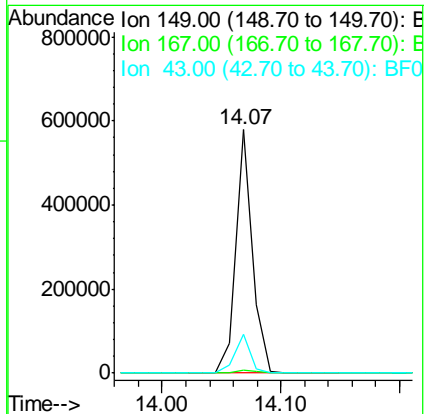
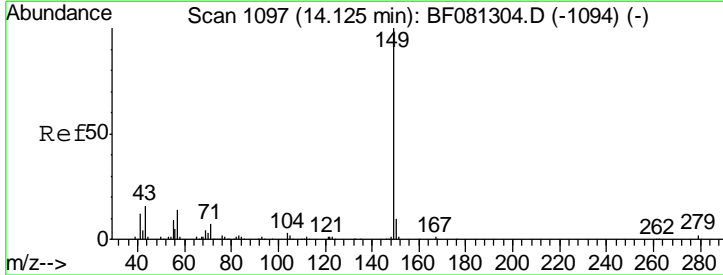
Instrument :  
 BNA\_F  
 ClientSampleId :  
 SSTDCCC040

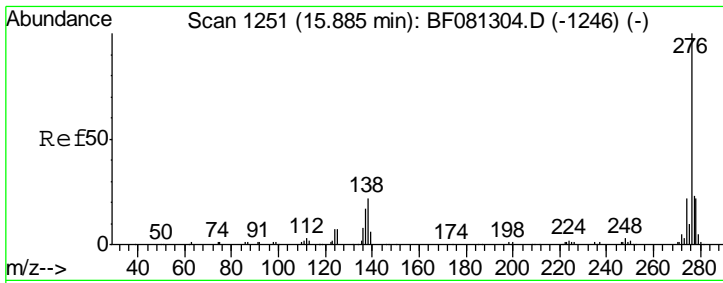
Tgt Ion	Resp	Lower	Upper
149	100		
167	24.4	24.2	36.2
279	1.9	3.8	5.6#



#84  
 Di-n-octyl phthalate  
 Concen: 40.96 ng  
 RT: 14.07 min Scan# 1092  
 Delta R.T. -0.01 min  
 Lab File: BF081555.D  
 Acq: 9 Sep 2015 15:07

Tgt Ion	Resp	Lower	Upper
149	100		
167	1.5	1.0	1.6
43	15.2	10.2	15.2

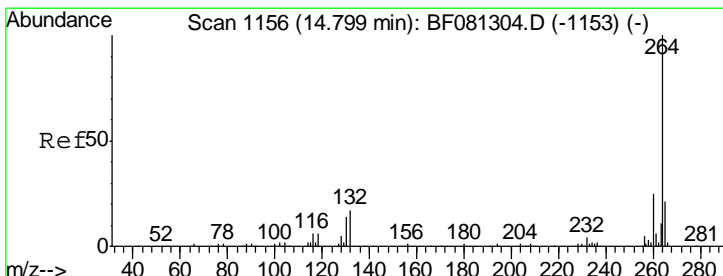
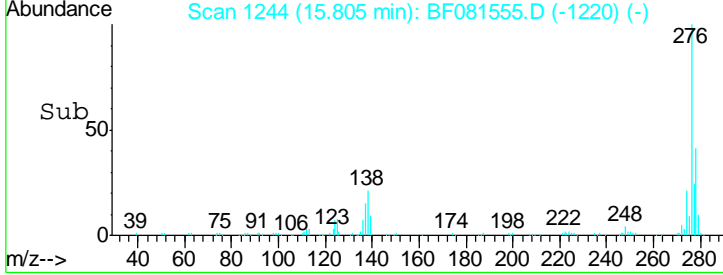
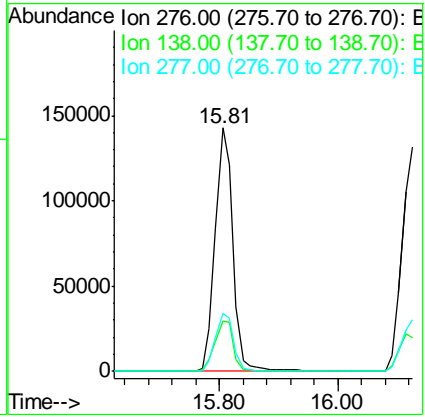
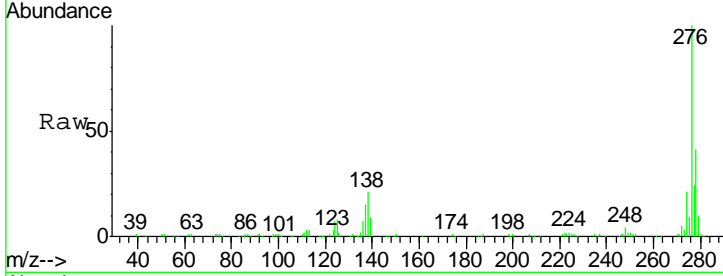




#85  
 Indeno(1,2,3-cd)pyrene  
 Concen: 36.05 ng  
 RT: 15.81 min Scan# 1244  
 Delta R.T. -0.02 min  
 Lab File: BF081555.D  
 Acq: 9 Sep 2015 15:07

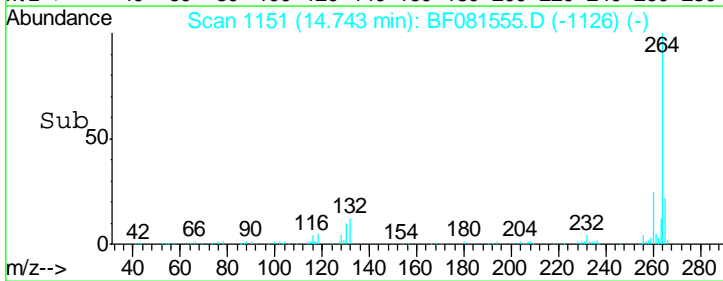
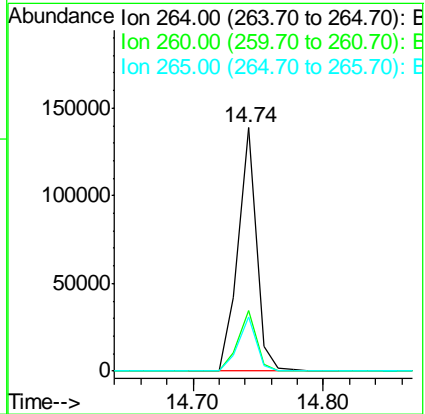
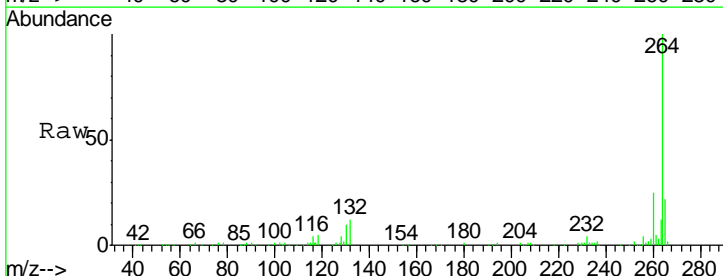
Instrument :  
 BNA\_F  
 ClientSampleId :  
 SSTDCCC040

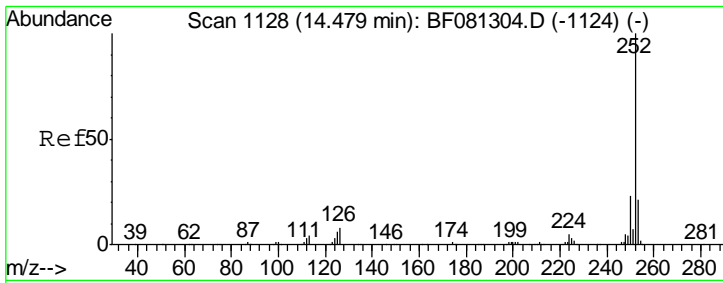
Tgt Ion	Resp	Lower	Upper
276	295143		
138	21.8	25.7	38.5#
277	24.5	15.6	23.4#



#86  
 Perylene-d12  
 Concen: 20.00 ng  
 RT: 14.74 min Scan# 1151  
 Delta R.T. -0.01 min  
 Lab File: BF081555.D  
 Acq: 9 Sep 2015 15:07

Tgt Ion	Resp	Lower	Upper
264	136525		
260	24.6	16.7	25.1
265	22.3	17.2	25.8

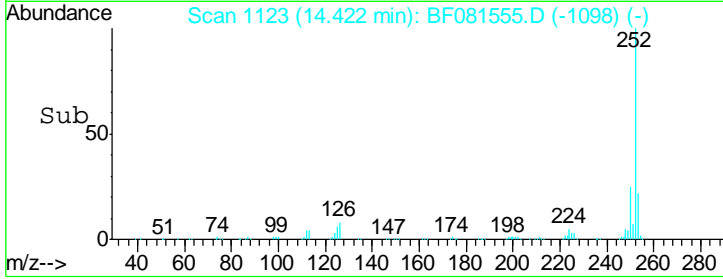
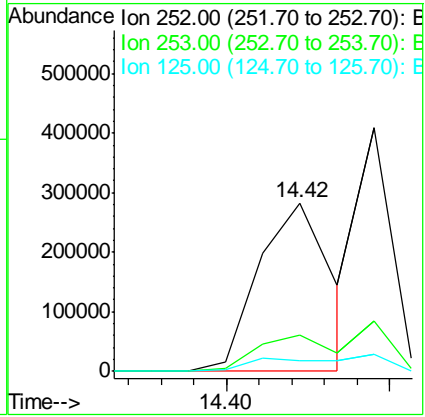
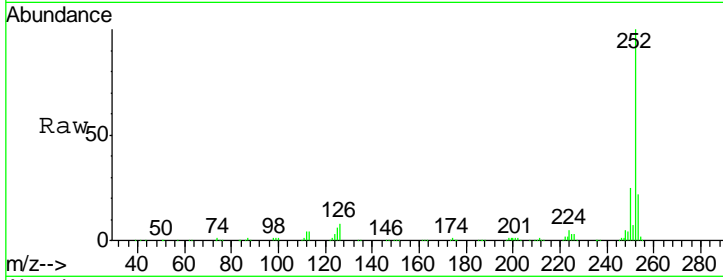




#87  
 Benzo(b)fluoranthene  
 Concen: 45.13 ng m  
 RT: 14.42 min Scan# 1123  
 Delta R.T. -0.01 min  
 Lab File: BF081555.D  
 Acq: 9 Sep 2015 15:07


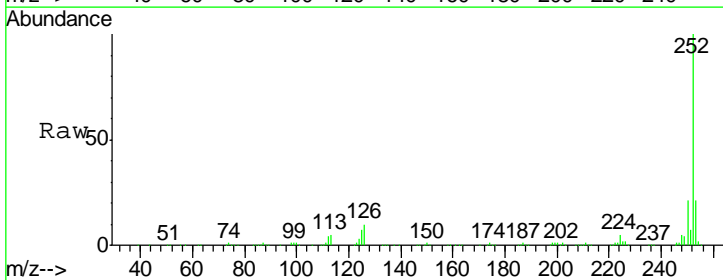
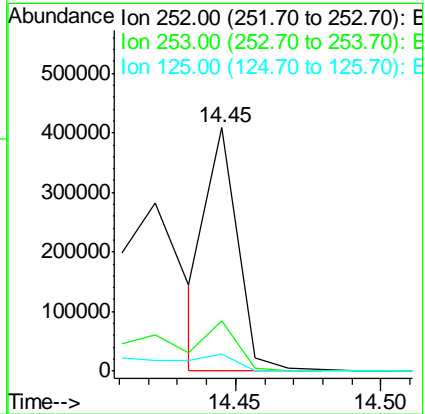
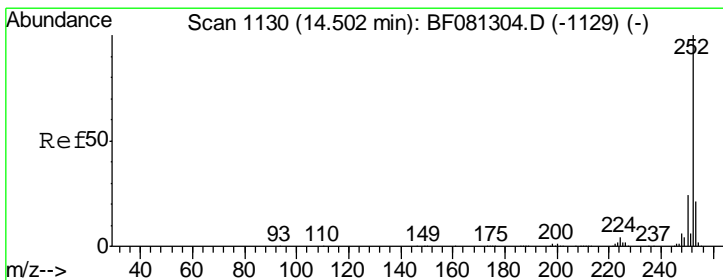
Instrument :  
 BNA\_F  
 ClientSampleId :  
 SSTDCCC040

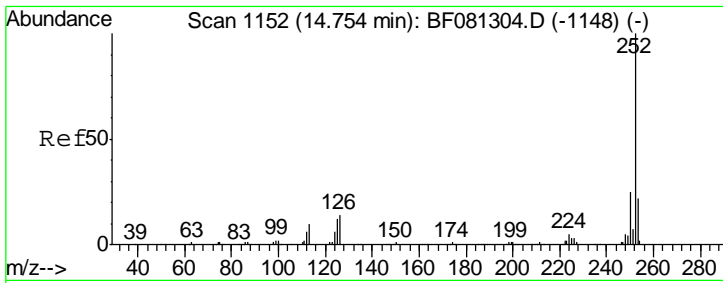
Tgt Ion	Resp	Lower	Upper
252	100		
253	21.6	17.5	26.3
125	6.0	17.1	25.7#



#88  
 Benzo(k)fluoranthene  
 Concen: 37.18 ng m  
 RT: 14.45 min Scan# 1125  
 Delta R.T. -0.01 min  
 Lab File: BF081555.D  
 Acq: 9 Sep 2015 15:07

Tgt Ion	Resp	Lower	Upper
252	100		
253	20.5	17.0	25.4
125	6.9	16.0	24.0#

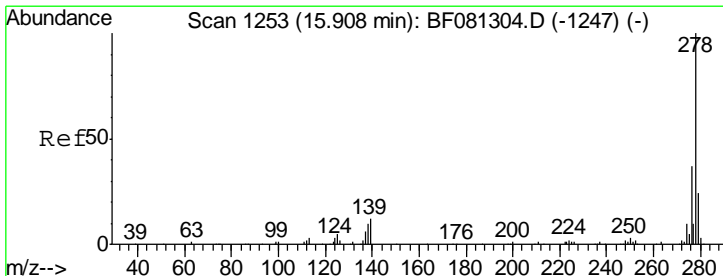
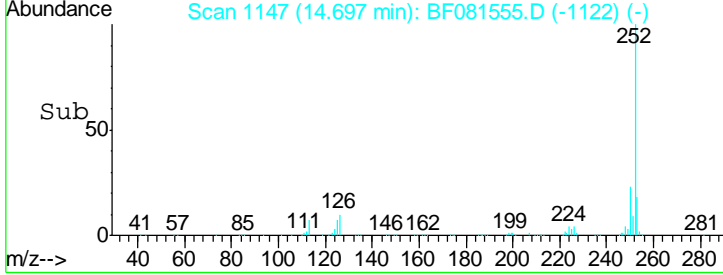
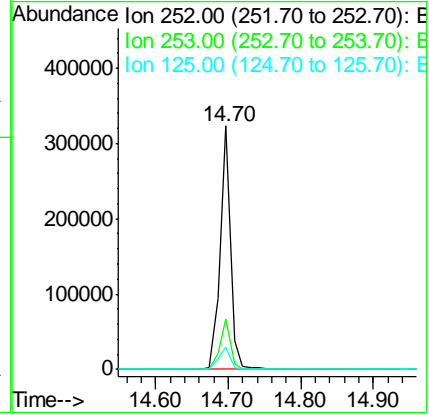
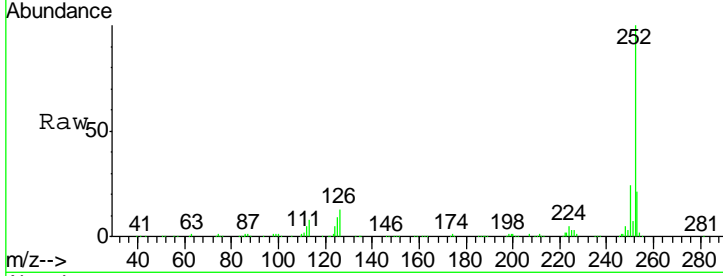




#89  
 Benzo(a)pyrene  
 Concen: 39.09 ng  
 RT: 14.70 min Scan# 1147  
 Delta R.T. -0.01 min  
 Lab File: BF081555.D  
 Acq: 9 Sep 2015 15:07

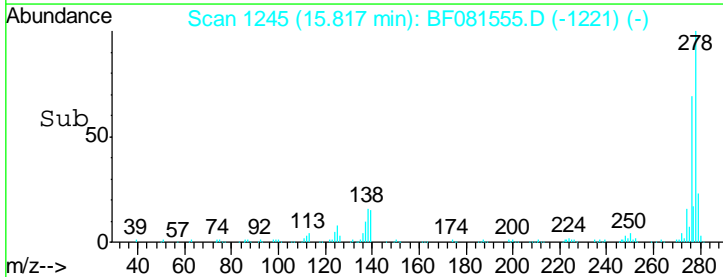
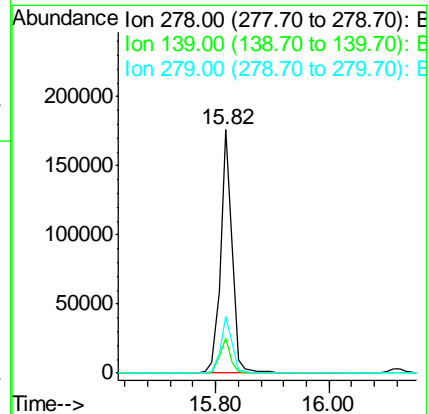
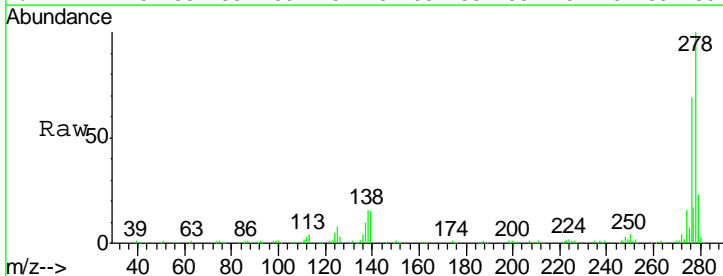
Instrument :  
 BNA\_F  
 ClientSampled :  
 SSTDCCC040

Tgt Ion	Resp	Lower	Upper
252	322833		
253	20.7	17.2	25.8
125	9.3	18.0	27.0#

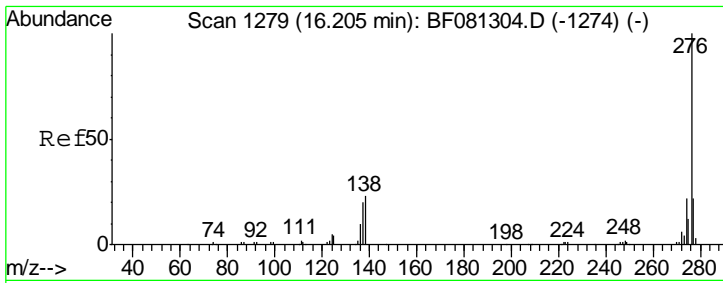


#90  
 Dibenzo(a,h)anthracene  
 Concen: 38.62 ng  
 RT: 15.82 min Scan# 1245  
 Delta R.T. -0.02 min  
 Lab File: BF081555.D  
 Acq: 9 Sep 2015 15:07

Tgt Ion	Resp	Lower	Upper
278	246503		
139	14.6	26.3	39.5#
279	23.4	18.2	27.4







#91  
 Benzo(g,h,i)perylene  
 Concen: 37.93 ng  
 RT: 16.13 min Scan# 1272  
 Delta R.T. -0.01 min  
 Lab File: BF081555.D  
 Acq: 9 Sep 2015 15:07

**Instrument :**  
 BNA\_F  
**ClientSampleId :**  
 SSTDCCC040

Tgt Ion	Resp	Lower	Upper
276	100		
277	23.1	17.8	26.6
138	14.8	34.6	51.8#

