LSC Area Percent Report

Data Path : Z:\HPCHEM1\BNA_F\DATA\BF091615\
Data File : BF081669.D
Acq On : 17 Sep 2015 6:40
Operator : UM/IZ
Sample : G3670-01
Misc :
ALS Vial : 33 Sample Multiplier: 1

Instrument :
BNA_F
ClientSampleId :
WC-9-14-15-SOIL

Integration Parameters: rteint.p
Integrator: RTE
Smoothing : ON Filtering: 5
Sampling : 1 Min Area: 3 % of largest Peak
Start Thrs: 0.2 Max Peaks: 100
Stop Thrs : 0 Peak Location: TOP

If leading or trailing edge < 100 prefer < Baseline drop else tangent >
Peak separation: 5

Method : Z:\HPCHEM1\BNA_F\METHODS\8270-BF090115.M
Title : ASP BNA STANDARDS FOR 5 POINT CALIBRATION

Signal : TIC

peak #	R.T. min	first scan	max scan	last scan	PK TY	peak height	corr. area	corr. % max.	% of total
1	1.451	8	10	15	rBV	49385	135985	7.33%	0.698%
2	1.531	15	17	50	rVB	237046	795862	42.90%	4.084%
3	4.469	270	274	298	rVB	316167	989365	53.33%	5.076%
4	5.337	347	350	371	rBV	804024	1692877	91.25%	8.686%
5	7.612	544	549	553	rBV	890381	1709062	92.13%	8.769%
6	7.703	553	557	566	rVV	1039255	1788775	96.42%	9.178%
7	8.183	596	599	605	rVB	205211	319032	17.20%	1.637%
8	8.515	624	628	631	rBV	781907	1299129	70.03%	6.666%
9	9.486	708	713	716	rBV	603687	1127110	60.76%	5.783%
10	11.086	849	853	856	rBV	215941	403895	21.77%	2.072%
11	13.727	1079	1084	1087	rBV	1003821	1855107	100.00%	9.519%
12	13.784	1087	1089	1092	rVB2	10661	19710	1.06%	0.101%
13	14.778	1173	1176	1181	rVV	111655	174665	9.42%	0.896%
14	14.870	1181	1184	1189	rVB	12958	28278	1.52%	0.145%
15	15.212	1210	1214	1218	rVB	230905	395553	21.32%	2.030%
16	16.515	1326	1328	1334	rVB2	14622	27739	1.50%	0.142%
17	16.618	1334	1337	1339	rBV	11331	20538	1.11%	0.105%
18	17.110	1376	1380	1393	rBV	531934	1055858	56.92%	5.418%
19	17.750	1433	1436	1441	rBV	20900	56557	3.05%	0.290%
20	18.458	1495	1498	1502	rVB2	12386	24539	1.32%	0.126%
21	18.710	1516	1520	1523	rBV	216657	395927	21.34%	2.032%
22	18.767	1523	1525	1528	rVV	169311	260153	14.02%	1.335%
23	18.836	1528	1531	1533	rVV2	19681	33952	1.83%	0.174%
24	18.893	1533	1536	1541	rVB	49297	92691	5.00%	0.476%
25	19.373	1575	1578	1584	rVV	11747	28406	1.53%	0.146%
26	19.864	1618	1621	1625	rVB	16465	32537	1.75%	0.167%
27	19.944	1625	1628	1631	rBV	12748	24639	1.33%	0.126%
28	20.002	1631	1633	1637	rVB	18411	34306	1.85%	0.176%
29	20.116	1641	1643	1645	rVV	9362	19719	1.06%	0.101%
30	20.162	1645	1647	1652	rVV2	18353	50345	2.71%	0.258%
31	20.242	1652	1654	1659	rVB3	10228	21638	1.17%	0.111%
32	20.482	1671	1675	1680	rBV	122877	264683	14.27%	1.358%
33	20.687	1690	1693	1694	rBV	11828	19342	1.04%	0.099%
34	20.824	1702	1705	1707	rBV2	13121	21062	1.14%	0.108%

LSC Area Percent Report

Data Path : Z:\HPCHEM1\BNA_F\DATA\BF091615\
Data File : BF081669.D
Acq On : 17 Sep 2015 6:40
Operator : UM/IZ
Sample : G3670-01
Misc :
ALS Vial : 33 Sample Multiplier: 1

Instrument :
BNA_F
ClientSampleId :
WC-9-14-15-SOIL

Integration Parameters: rteint.p
Integrator: RTE
Smoothing : ON Filtering: 5
Sampling : 1 Min Area: 3 % of largest Peak
Start Thrs: 0.2 Max Peaks: 100
Stop Thrs : 0 Peak Location: TOP

If leading or trailing edge < 100 prefer < Baseline drop else tangent >
Peak separation: 5

Method : Z:\HPCHEM1\BNA_F\METHODS\8270-BF090115.M
Title : ASP BNA STANDARDS FOR 5 POINT CALIBRATION

35	21.167	1732	1735	1737	rBV	14405	34494	1.86%	0.177%
36	21.396	1752	1755	1757	rBV	234085	298707	16.10%	1.533%
37	21.739	1783	1785	1790	rBV	221298	350331	18.88%	1.798%
38	21.876	1794	1797	1800	rBV2	64458	111300	6.00%	0.571%
39	22.082	1812	1815	1817	rBV	1096001	1318306	71.06%	6.764%
40	22.116	1817	1818	1821	rVB	18639	23034	1.24%	0.118%
41	22.230	1825	1828	1829	rBV2	18478	31966	1.72%	0.164%
42	22.265	1829	1831	1834	rVB	31767	42154	2.27%	0.216%
43	22.356	1838	1839	1841	rVV	21034	23728	1.28%	0.122%
44	22.402	1841	1843	1847	rVV2	17569	36863	1.99%	0.189%
45	22.516	1851	1853	1855	rVV	26010	38029	2.05%	0.195%
46	22.550	1855	1856	1858	rVB	26937	24578	1.32%	0.126%
47	22.790	1874	1877	1878	rBV2	17939	39889	2.15%	0.205%
48	23.350	1922	1926	1931	rBV3	371282	825471	44.50%	4.236%
49	23.465	1935	1936	1938	rVB	60692	58574	3.16%	0.301%
50	24.288	2006	2008	2012	rBV	139848	233379	12.58%	1.197%
51	24.459	2021	2023	2029	rBV	108410	234549	12.64%	1.203%
52	24.699	2043	2044	2046	rBV2	86584	115511	6.23%	0.593%
53	24.745	2046	2048	2051	rVV	85218	142560	7.68%	0.731%
54	24.802	2051	2053	2054	rBV	261828	286679	15.45%	1.471%

Sum of corrected areas: 19489138

LSC Report - Integrated Chromatogram

Data Path : Z:\HPCHEM1\BNA_F\DATA\BF091615\
Data File : BF081669.D
Acq On : 17 Sep 2015 6:40
Operator : UM/IZ
Sample : G3670-01
Misc :
ALS Vial : 33 Sample Multiplier: 1

Instrument :
BNA_F
ClientSampleId :
WC-9-14-15-SOIL

Quant Method : Z:\HPCHEM1\BNA_F\METHODS\8270-BF090115.M
Quant Title : ASP BNA STANDARDS FOR 5 POINT CALIBRATION

TIC Library : C:\DATABASE\NIST02.L
TIC Integration Parameters: LSCINT.P

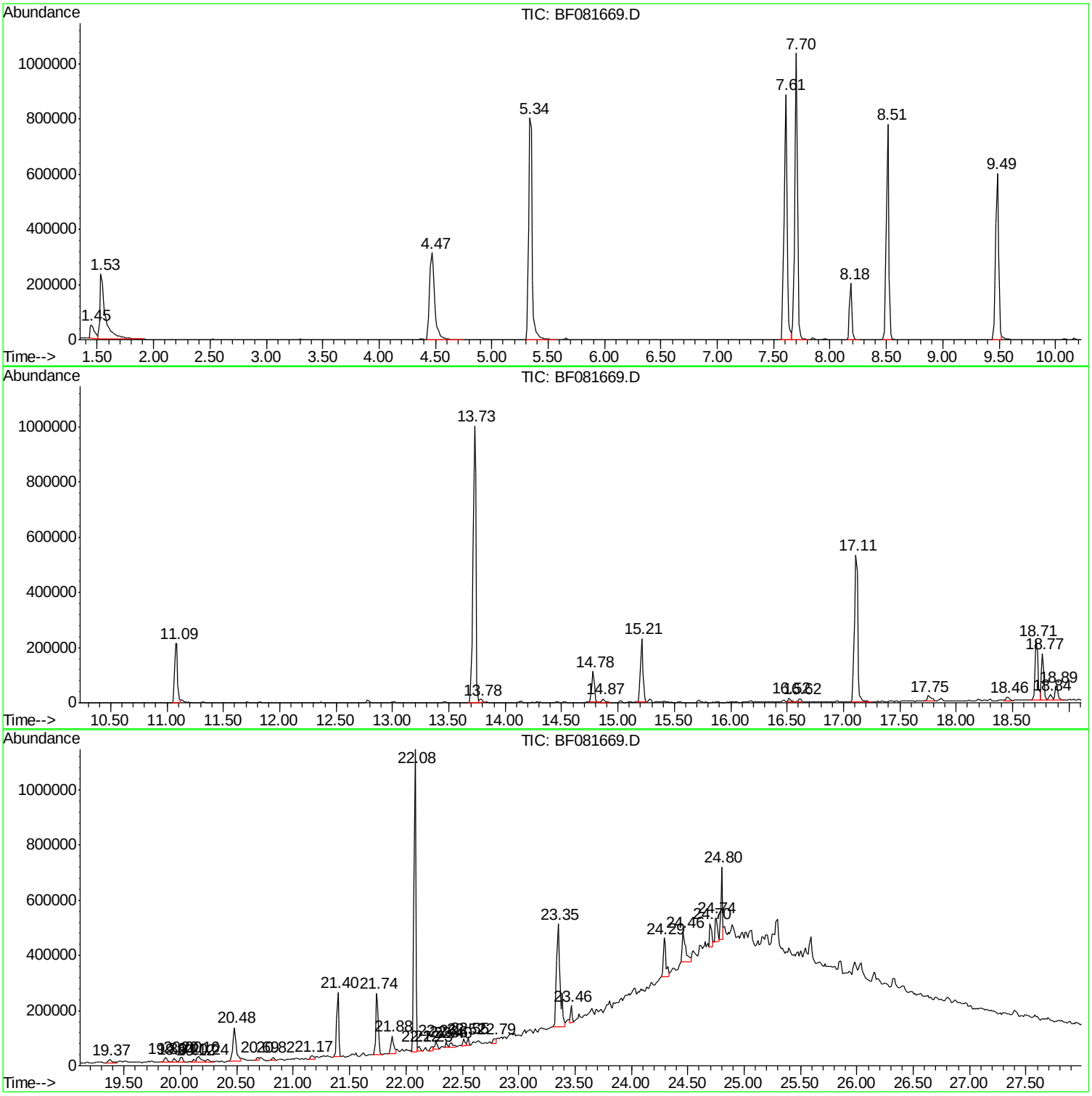

Library Search Compound Report

Data Path : Z:\HPCHEM1\BNA_F\DATA\BF091615\
Data File : BF081669.D
Acq On : 17 Sep 2015 6:40
Operator : UM/IZ
Sample : G3670-01
Misc :
ALS Vial : 33 Sample Multiplier: 1

Instrument :
BNA_F
ClientSampleId :
WC-9-14-15-SOIL

Quant Method : Z:\HPCHEM1\BNA_F\METHODS\8270-BF090115.M
Quant Title : ASP BNA STANDARDS FOR 5 POINT CALIBRATION

TIC Library : C:\DATABASE\NIST02.L
TIC Integration Parameters: LSCINT.P

****

Peak Number 3 2-Pentanone, 4-hydroxy-4-me... Concentration Rank 3

R.T.	EstConc	Area	Relative to ISTD	R.T.
4.47	62.02 ng	989365	1,4-Dichlorobenzene-d4	8.18

Hit# of 5	Tentative ID	MW	MolForm	CAS#	Qual
1	2-Pentanone, 4-hydroxy-4-methyl-	116	C6H12O2	000123-42-2	50
2	Acetic acid, 1,1-dimethylethyl e...	116	C6H12O2	000540-88-5	38
3	3-Hexanol	102	C6H14O	000623-37-0	33
4	3-Hexanol, 4-methyl-	116	C7H16O	000615-29-2	33
5	2-Hexanol, 2-methyl-	116	C7H16O	000625-23-0	28

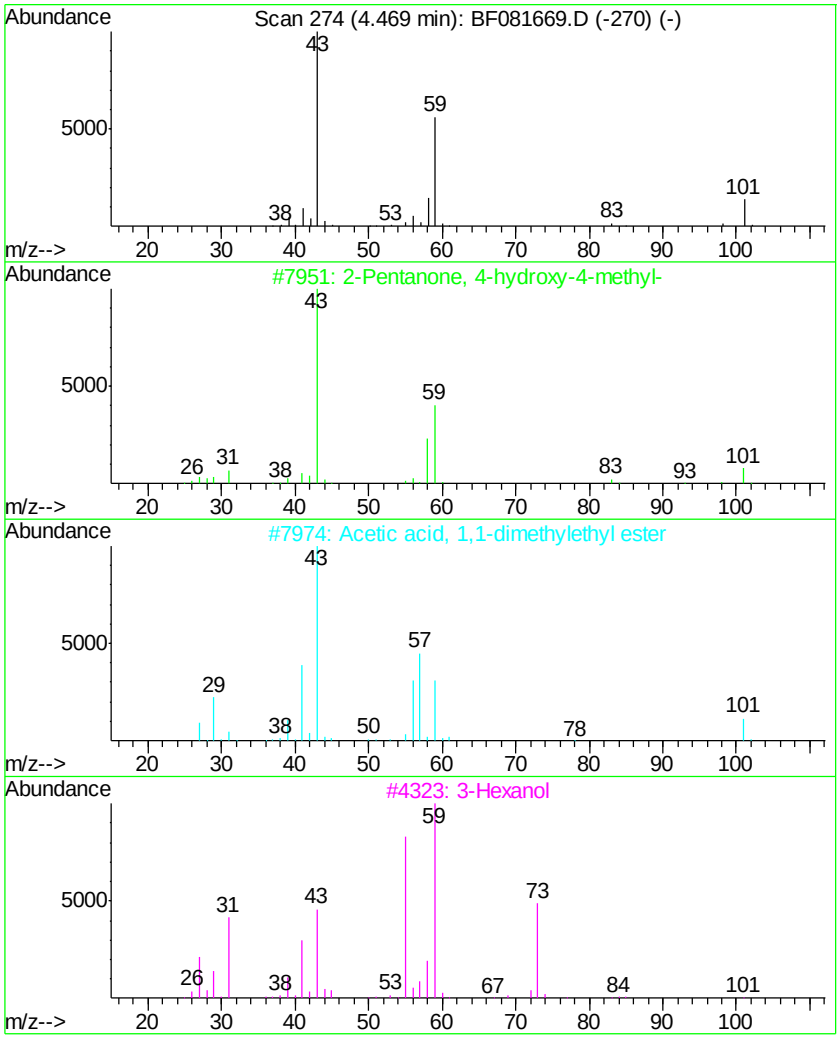

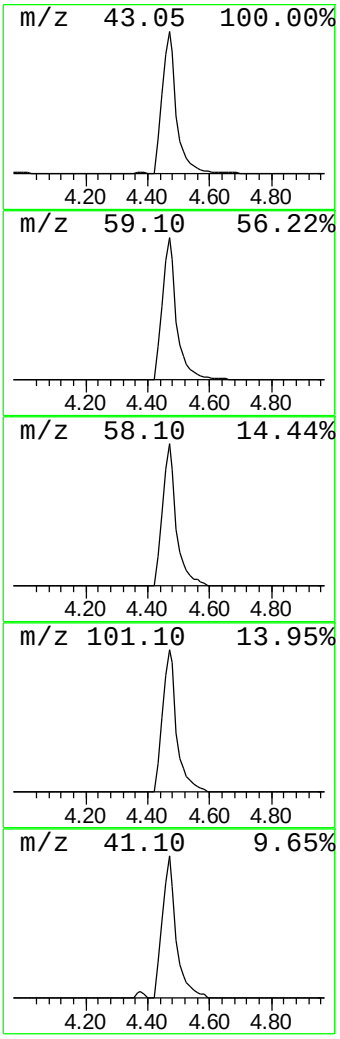

Library Search Compound Report

Data Path : Z:\HPCHEM1\BNA_F\DATA\BF091615\
Data File : BF081669.D
Acq On : 17 Sep 2015 6:40
Operator : UM/IZ
Sample : G3670-01
Misc :
ALS Vial : 33 Sample Multiplier: 1

Instrument :
BNA_F
ClientSampleId :
WC-9-14-15-SOIL

Quant Method : Z:\HPCHEM1\BNA_F\METHODS\8270-BF090115.M
Quant Title : ASP BNA STANDARDS FOR 5 POINT CALIBRATION

TIC Library : C:\DATABASE\NIST02.L
TIC Integration Parameters: LSCINT.P

****

Peak Number 4 unknown7.70 Concentration Rank 1

R.T.	EstConc	Area	Relative to ISTD	R.T.
7.70	112.14 ng	1788780	1,4-Dichlorobenzene-d4	8.18

Hit# of 5	Tentative ID	MW	MolForm	CAS#	Qual
1	3-Chloro-6-fluoro-pyrazine	132	C4H2ClFN2	1000146-10-7	27
2	4-Chloro-6-fluoro-pyrimidine	132	C4H2ClFN2	051422-01-6	27
3	1H-Benzimidazole, 2-methyl-	132	C8H8N2	000615-15-6	22
4	5-Fluoro-2-chloropyrimidine	132	C4H2ClFN2	062802-42-0	12
5	(5-METHYL-2-PYRIDYL)ACETONITRILE	132	C8H8N2	1000241-93-9	10

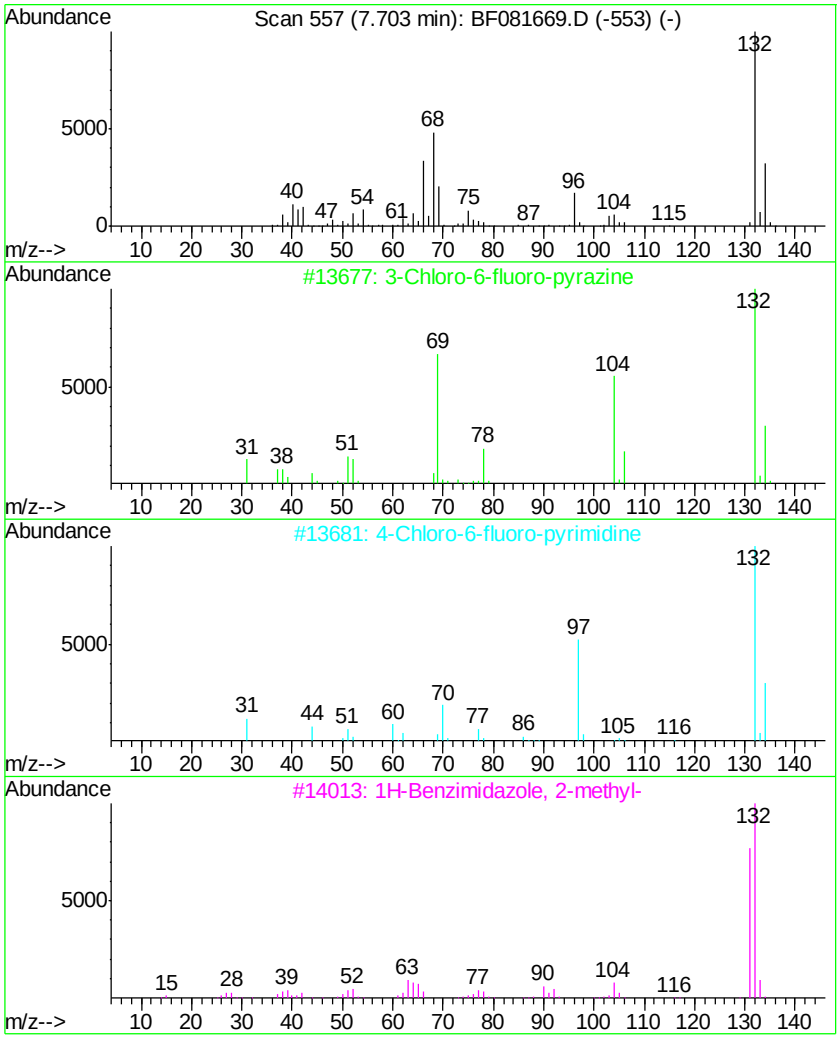

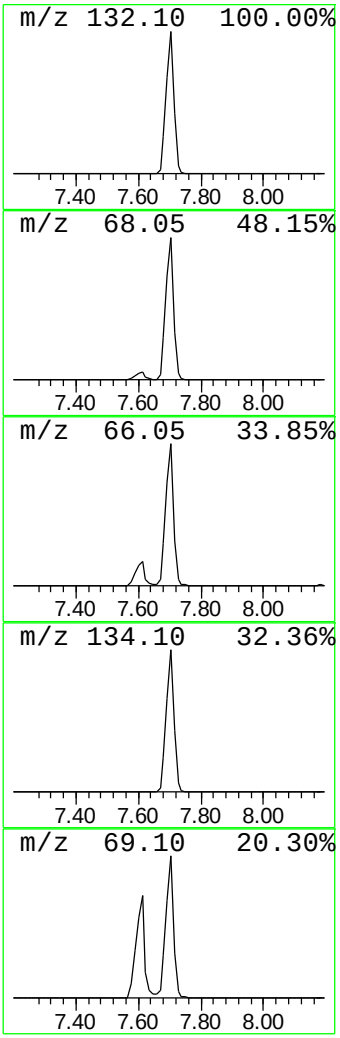

Library Search Compound Report

Data Path : Z:\HPCHEM1\BNA_F\DATA\BF091615\
Data File : BF081669.D
Acq On : 17 Sep 2015 6:40
Operator : UM/IZ
Sample : G3670-01
Misc :
ALS Vial : 33 Sample Multiplier: 1

Instrument :
BNA_F
ClientSampleId :
WC-9-14-15-SOIL

Quant Method : Z:\HPCHEM1\BNA_F\METHODS\8270-BF090115.M
Quant Title : ASP BNA STANDARDS FOR 5 POINT CALIBRATION

TIC Library : C:\DATABASE\NIST02.L
TIC Integration Parameters: LSCINT.P

****

Peak Number 6 Hexadecane Concentration Rank 8

R.T.	EstConc	Area	Relative to ISTD	R.T.
17.75	2.86 ng	56557	Phenanthrene-d10	18.71

Hit# of 5	Tentative ID	MW	MolForm	CAS#	Qual
1	Hexadecane	226	C16H34	000544-76-3	78
2	Undecane	156	C11H24	001120-21-4	64
3	Decane	142	C10H22	000124-18-5	64
4	Tridecane	184	C13H28	000629-50-5	64
5	Decane, 2,5,9-trimethyl-	184	C13H28	062108-22-9	50

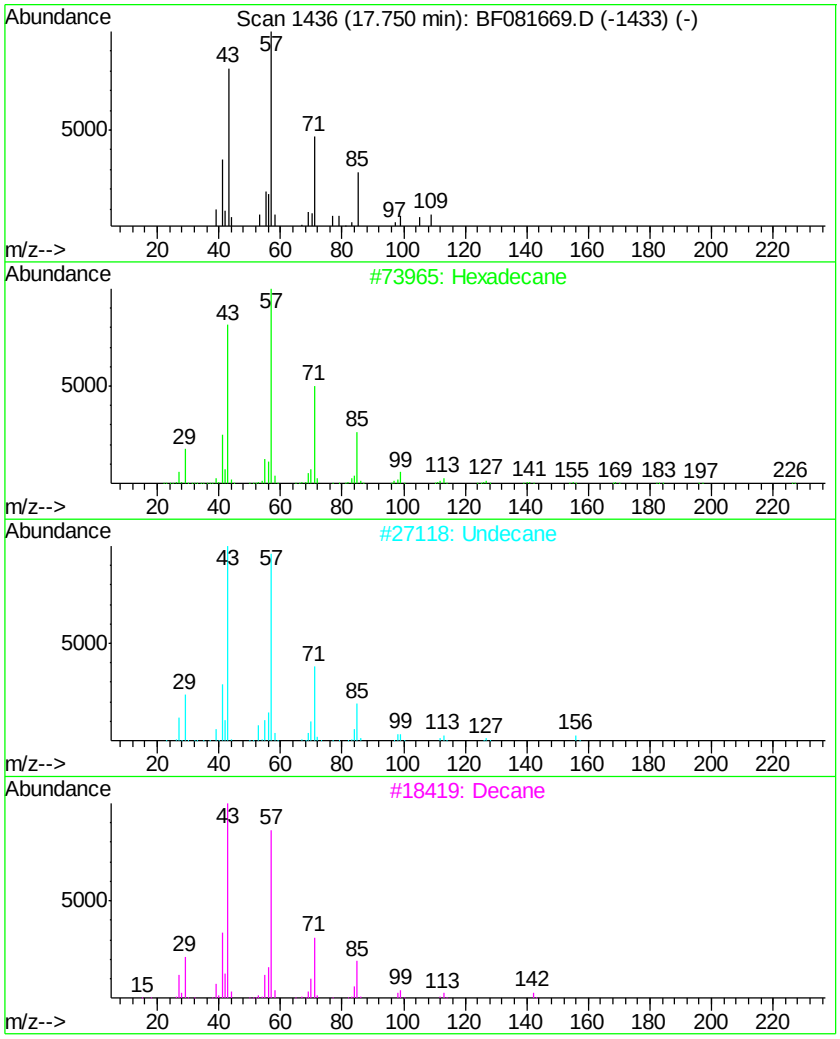

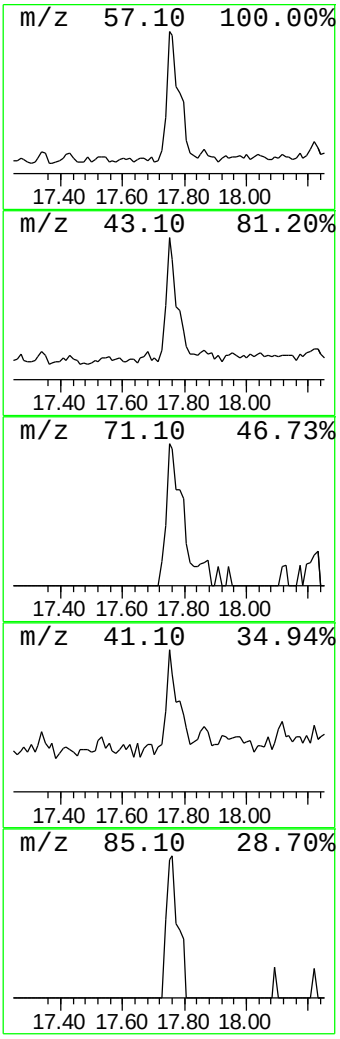

Library Search Compound Report

Data Path : Z:\HPCHEM1\BNA_F\DATA\BF091615\
Data File : BF081669.D
Acq On : 17 Sep 2015 6:40
Operator : UM/IZ
Sample : G3670-01
Misc :
ALS Vial : 33 Sample Multiplier: 1

Instrument :
BNA_F
ClientSampleId :
WC-9-14-15-SOIL

Quant Method : Z:\HPCHEM1\BNA_F\METHODS\8270-BF090115.M
Quant Title : ASP BNA STANDARDS FOR 5 POINT CALIBRATION

TIC Library : C:\DATABASE\NIST02.L
TIC Integration Parameters: LSCINT.P

****

Peak Number 7 4H-Cyclopenta[def]phenanthrene Concentration Rank 10

R.T.	EstConc	Area	Relative to ISTD	R.T.
20.16	2.54 ng	50345	Phenanthrene-d10	18.71

Hit# of 5	Tentative ID	MW	MolForm	CAS#	Qual
1	4H-Cyclopenta[def]phenanthrene	190	C15H10	000203-64-5	80
2	6H-Cyclobuta[jk]phenanthrene	190	C15H10	083469-43-6	72
3	4-Cyano-4-hydroxy-3-methyl-2-phe...	216	C13H16N2O	1000216-11-7	10
4	2,2'-Bis(4,5-dimethylimidazole)	190	C10H14N4	069286-06-2	9
5	Benzimidazol-2(3H)-one, 5-formyl...	190	C10H10N2O2	055241-49-1	9

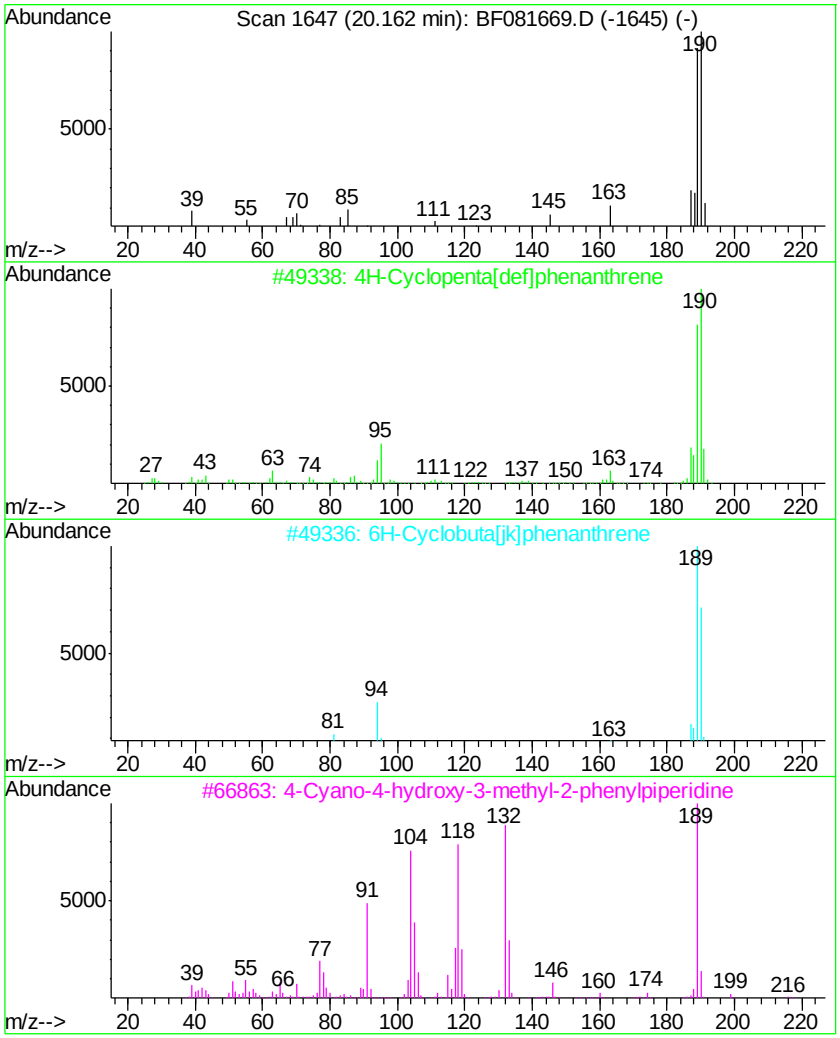

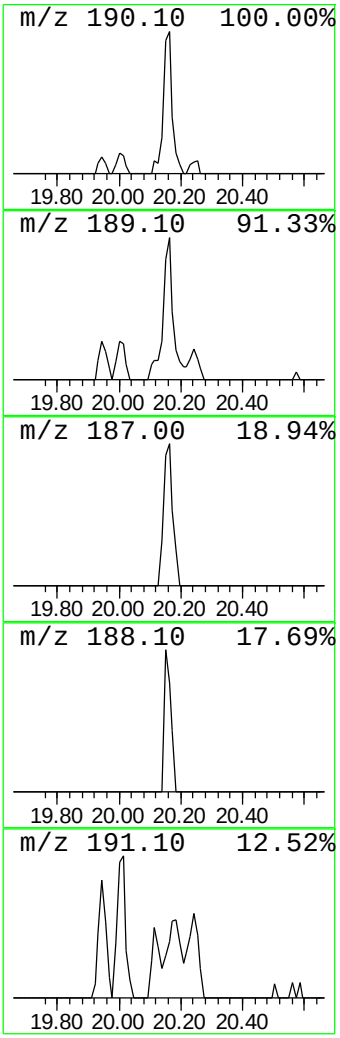

Library Search Compound Report

Data Path : Z:\HPCHEM1\BNA_F\DATA\BF091615\
Data File : BF081669.D
Acq On : 17 Sep 2015 6:40
Operator : UM/IZ
Sample : G3670-01
Misc :
ALS Vial : 33 Sample Multiplier: 1

Instrument :
BNA_F
ClientSampleId :
WC-9-14-15-SOIL

Quant Method : Z:\HPCHEM1\BNA_F\METHODS\8270-BF090115.M
Quant Title : ASP BNA STANDARDS FOR 5 POINT CALIBRATION

TIC Library : C:\DATABASE\NIST02.L
TIC Integration Parameters: LSCINT.P

****

Peak Number 8 n-Hexadecanoic acid Concentration Rank 6

R.T.	EstConc	Area	Relative to ISTD	R.T.
20.48	13.37 ng	264683	Phenanthrene-d10	18.71

Hit# of 5	Tentative ID	MW	MolForm	CAS#	Qual
1	n-Hexadecanoic acid	256	C16H32O2	000057-10-3	95
2	Tridecanoic acid	214	C13H26O2	000638-53-9	86
3	Pentadecanoic acid	242	C15H30O2	001002-84-2	83
4	Tetradecanoic acid	228	C14H28O2	000544-63-8	72
5	Undecanoic acid	186	C11H22O2	000112-37-8	64

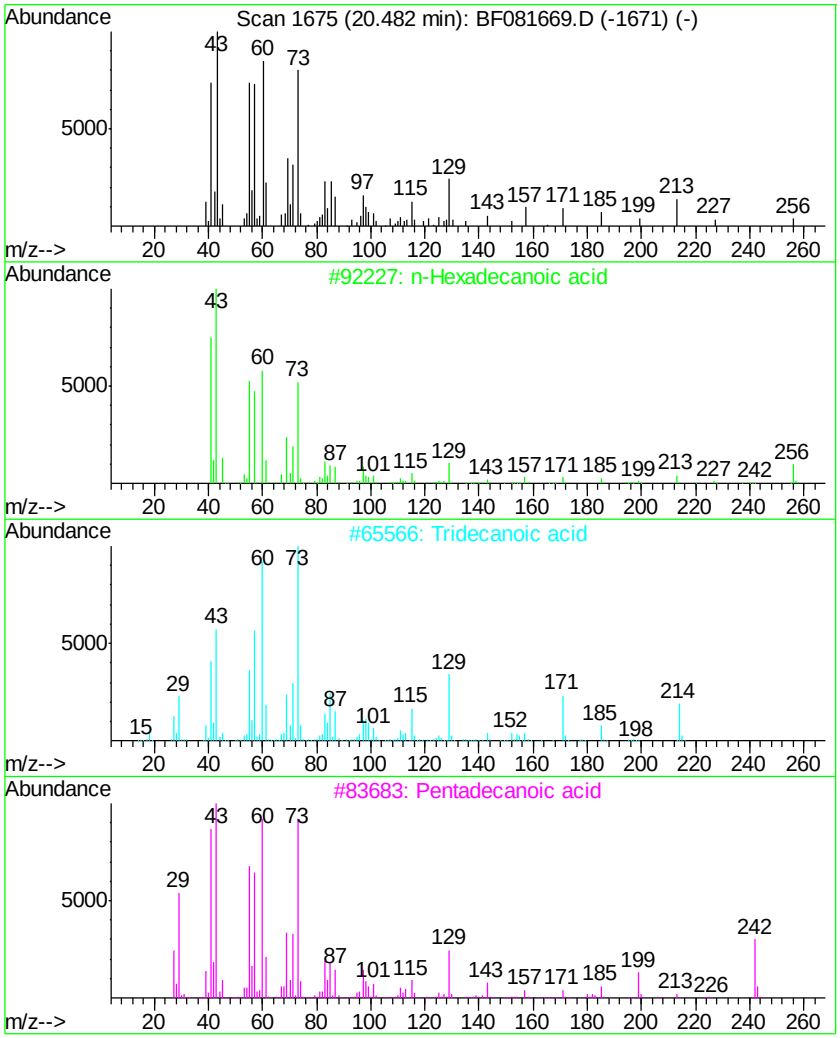

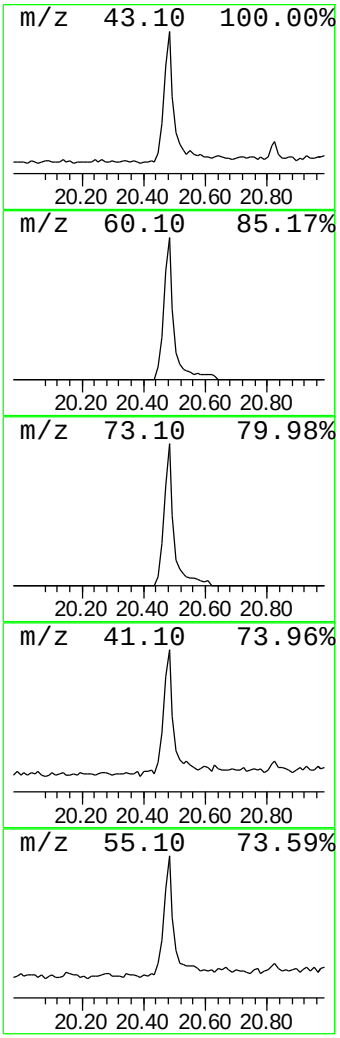

Library Search Compound Report

Data Path : Z:\HPCHEM1\BNA_F\DATA\BF091615\
Data File : BF081669.D
Acq On : 17 Sep 2015 6:40
Operator : UM/IZ
Sample : G3670-01
Misc :
ALS Vial : 33 Sample Multiplier: 1

Instrument :
BNA_F
ClientSampleId :
WC-9-14-15-SOIL

Quant Method : Z:\HPCHEM1\BNA_F\METHODS\8270-BF090115.M
Quant Title : ASP BNA STANDARDS FOR 5 POINT CALIBRATION

TIC Library : C:\DATABASE\NIST02.L
TIC Integration Parameters: LSCINT.P

****

Peak Number 9 Tridecanoic acid Concentration Rank 9

R.T.	EstConc	Area	Relative to ISTD	R.T.
21.88	2.70 ng	111300	Chrysene-d12	23.35

Hit# of 5	Tentative ID	MW	MolForm	CAS#	Qual
1	Tridecanoic acid	214	C13H26O2	000638-53-9	59
2	Undecanoic acid	186	C11H22O2	000112-37-8	53
3	Tetradecanoic acid	228	C14H28O2	000544-63-8	53
4	.beta.-D-Ribopyranoside, methyl	164	C6H12O5	017289-61-1	43
5	.alpha.-D-Glucopyranoside, .alph...	342	C12H22O11	000099-20-7	43

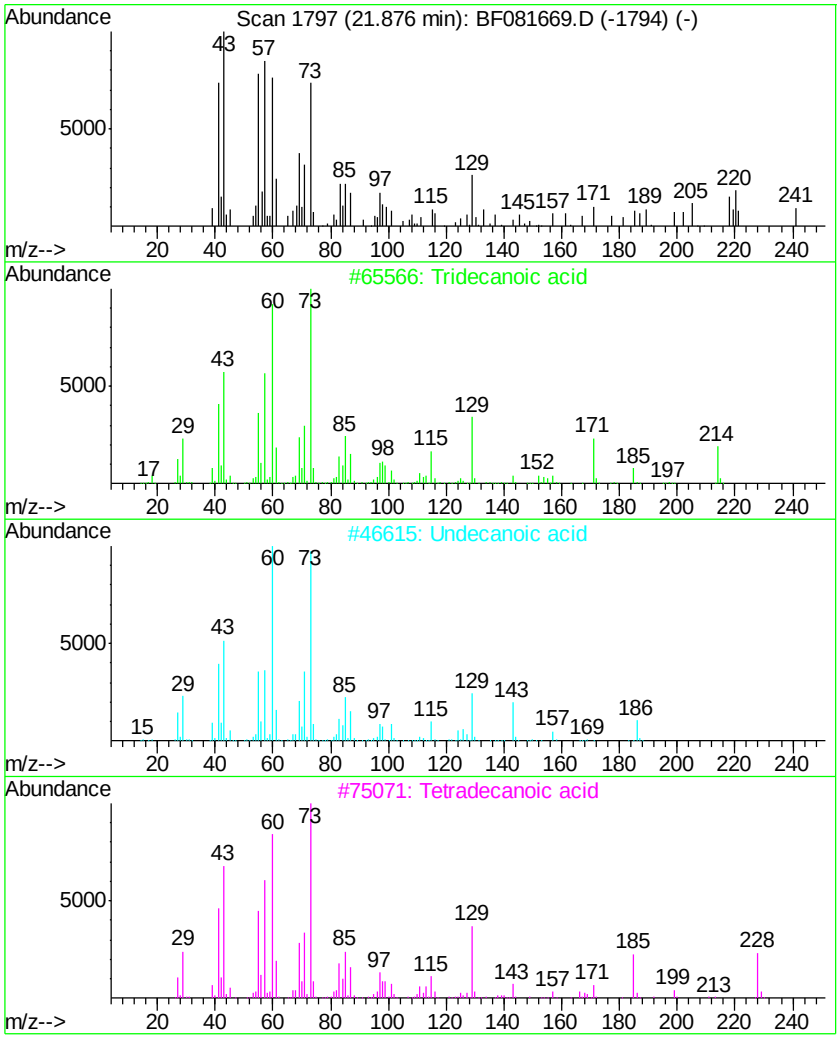

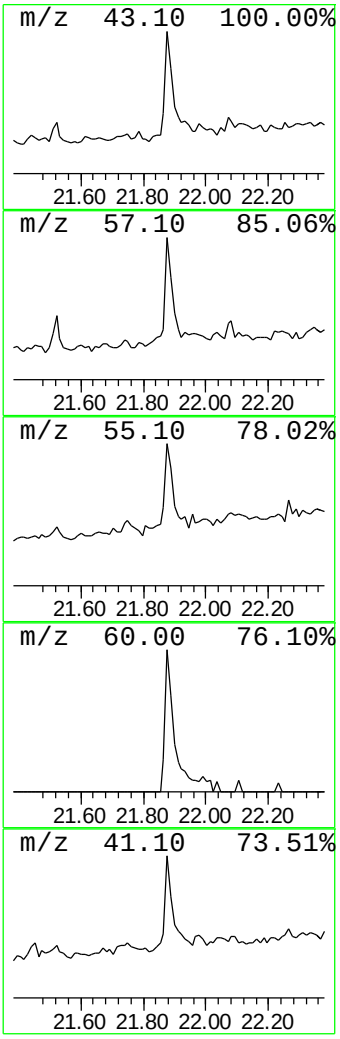

Library Search Compound Report

Data Path : Z:\HPCHEM1\BNA_F\DATA\BF091615\
Data File : BF081669.D
Acq On : 17 Sep 2015 6:40
Operator : UM/IZ
Sample : G3670-01
Misc :
ALS Vial : 33 Sample Multiplier: 1

Instrument :
BNA_F
ClientSampleId :
WC-9-14-15-SOIL

Quant Method : Z:\HPCHEM1\BNA_F\METHODS\8270-BF090115.M
Quant Title : ASP BNA STANDARDS FOR 5 POINT CALIBRATION

TIC Library : C:\DATABASE\NIST02.L
TIC Integration Parameters: LSCINT.P

****

Peak Number 10 Tetradecanamide Concentration Rank 5

R.T.	EstConc	Area	Relative to ISTD	R.T.
24.29	16.28 ng	233379	Perylene-d12	24.80

Hit# of 5	Tentative ID	MW	MolForm	CAS#	Qual
1	Tetradecanamide	227	C14H29NO	000638-58-4	72
2	Benzeneethanamine, 2-fluoro-.bet...	229	C11H16FNO3	061338-98-5	64
3	Nonanamide	157	C9H19NO	001120-07-6	58
4	Hexadecanamide	255	C16H33NO	000629-54-9	56
5	Nonadecanamide	297	C19H39NO	058185-32-3	45

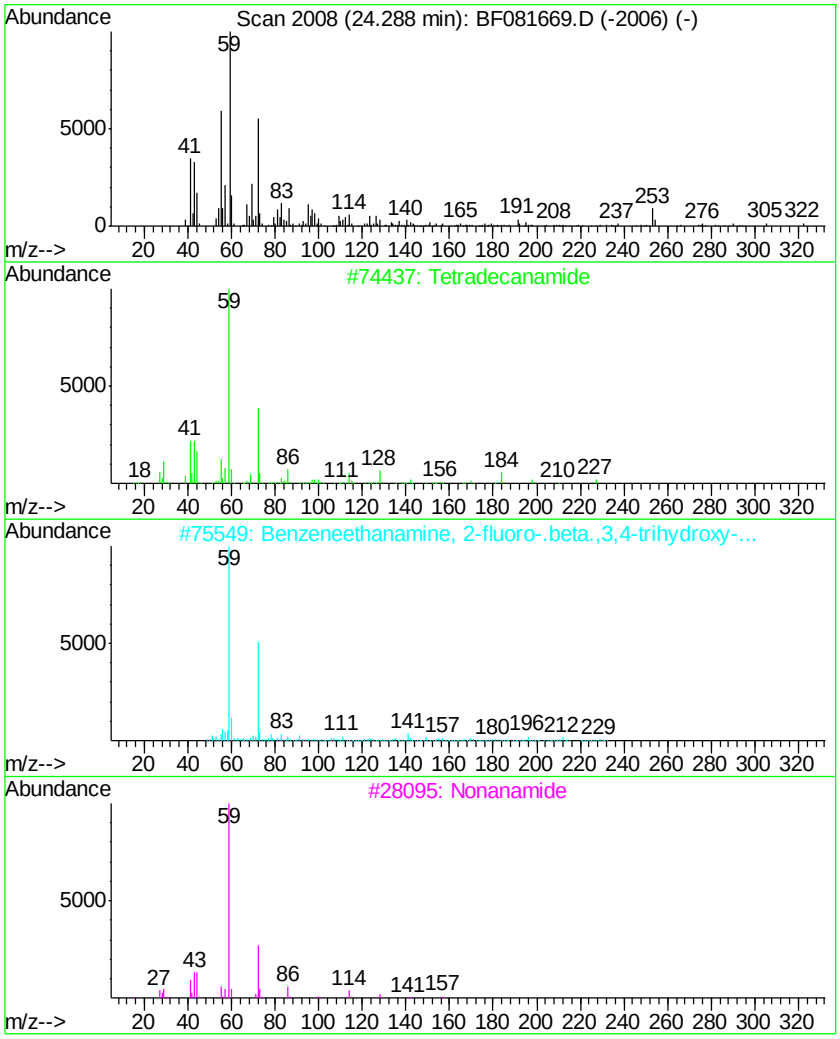

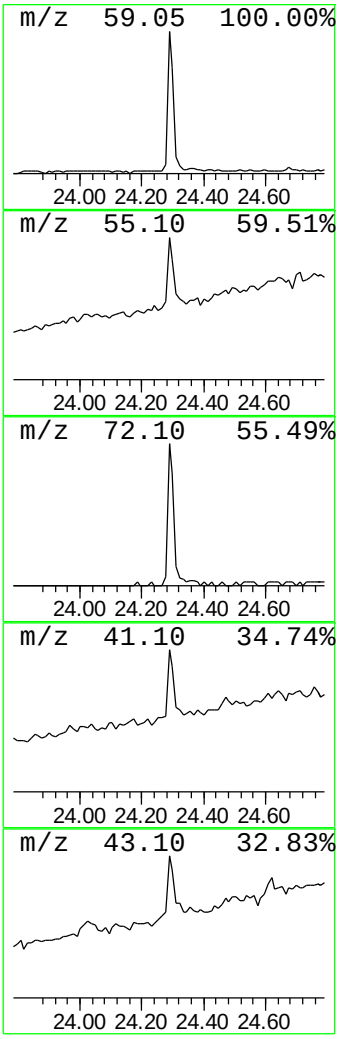

Tentatively Identified Compound (LSC) summary

Data Path : Z:\HPCHEM1\BNA_F\DATA\BF091615\
Data File : BF081669.D
Acq On : 17 Sep 2015 6:40
Operator : UM/IZ
Sample : G3670-01
Misc :
ALS Vial : 33 Sample Multiplier: 1

Instrument :
BNA_F
ClientSampleId :
WC-9-14-15-SOIL

Quant Method : Z:\HPCHEM1\BNA_F\METHODS\8270-BF090115.M
Quant Title : ASP BNA STANDARDS FOR 5 POINT CALIBRATION

TIC Library : C:\DATABASE\NIST02.L
TIC Integration Parameters: LSCINT.P

TIC Top Hit name	RT	EstConc	Units	Response	Internal Standard #	RT	Resp	Conc
2-Pentanone, 4-hy...	4.47	62.0	ng	989365	1	8.18	319032	20.0
unknown7.70	7.70	112.1	ng	1788780	1	8.18	319032	20.0
Hexadecane	17.75	2.9	ng	56557	4	18.71	395927	20.0
4H-Cyclopenta[def...	20.16	2.5	ng	50345	4	18.71	395927	20.0
n-Hexadecanoic acid	20.48	13.4	ng	264683	4	18.71	395927	20.0
Tridecanoic acid	21.88	2.7	ng	111300	5	23.35	825471	20.0
Tetradecanamide	24.29	16.3	ng	233379	6	24.80	286679	20.0