

Data Path : Z:\HPCHEM1\BNA F\DATA\BF100517\  
 Data File : BF099133.D  
 Acq On : 6 Oct 2017 7:16  
 Operator : SJ/JU  
 Sample : I5644-08  
 Misc :  
 ALS Vial : 30 Sample Multiplier: 1

Instrument :  
 BNA\_F  
 ClientSampleId :  
 TP-10-11-COMP

Quant Time: Oct 06 07:52:19 2017  
 Quant Method : Z:\HPCHEM1\BNA F\METHODS\8270-BF092317.M  
 Quant Title : ASP BNA STANDARDS FOR 5 POINT CALIBRATION  
 QLast Update : Thu Oct 05 17:20:48 2017  
 Response via : Initial Calibration

Internal Standards	R.T.	QIon	Response	Conc	Units	Dev(Min)
1) 1,4-Dichlorobenzene-d4	6.86	152	119385	20.00	ng	0.00
21) Naphthalene-d8	8.15	136	483665	20.00	ng	0.00
38) Acenaphthene-d10	9.90	164	213139	20.00	ng	0.00
63) Phenanthrene-d10	11.39	188	327631	20.00	ng	0.00
75) Chrysene-d12	14.02	240	202401	20.00	ng	-0.01
86) Perylene-d12	15.50	264	206376	20.00	ng	0.00
System Monitoring Compounds						
5) 2-Fluorophenol	5.50	112	778507	103.81	ng	0.02
7) Phenol-d6	6.49	99	837377	90.51	ng	0.00
23) Nitrobenzene-d5	7.43	82	666596	88.39	ng	0.00
41) 2,4,6-Tribromophenol	10.69	330	195289	111.97	ng	0.00
44) 2-Fluorobiphenyl	9.22	172	1176194	92.13	ng	0.00
78) Terphenyl-d14	12.97	244	759655	85.36	ng	0.00

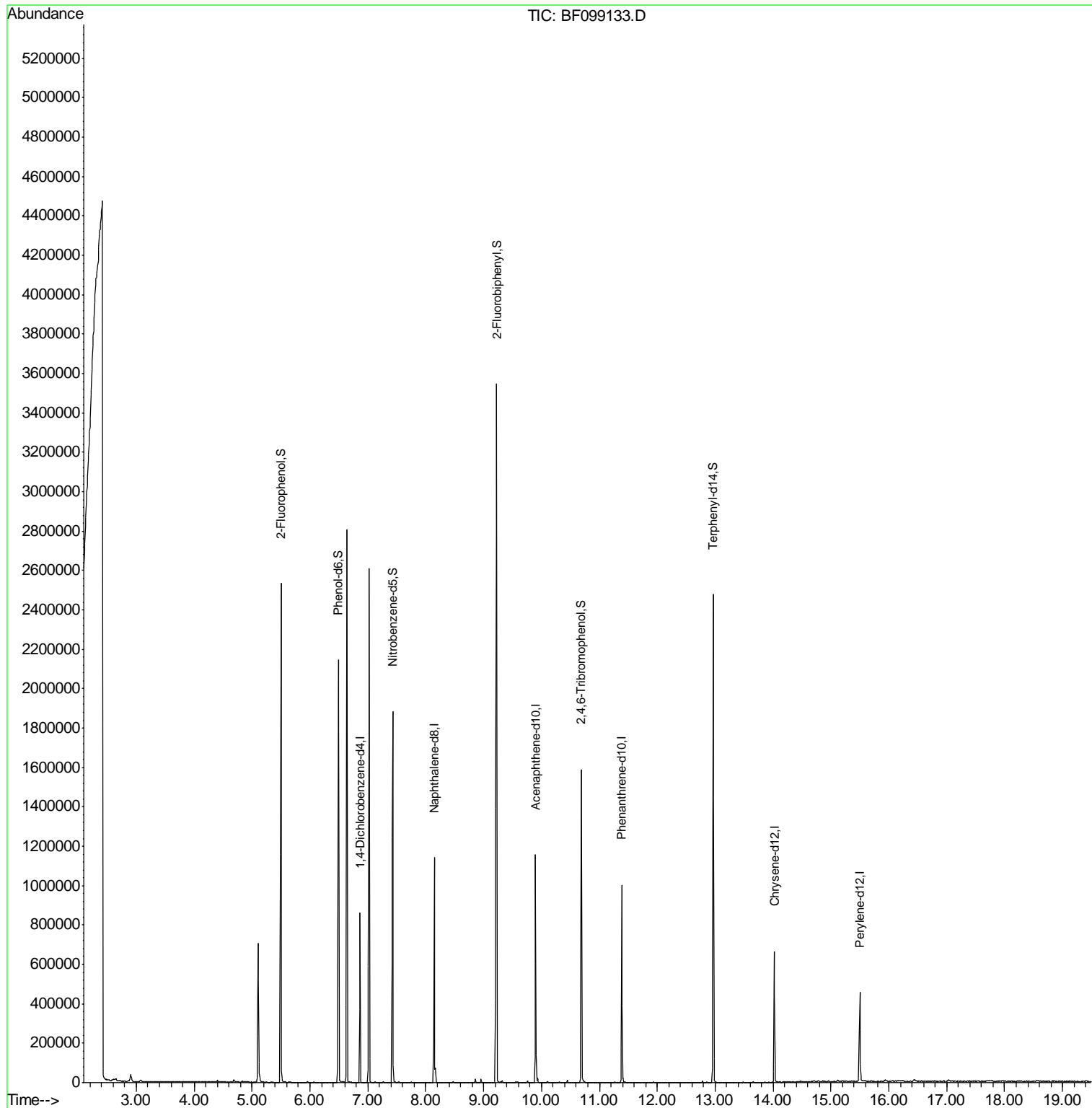
Target Compounds Qvalue

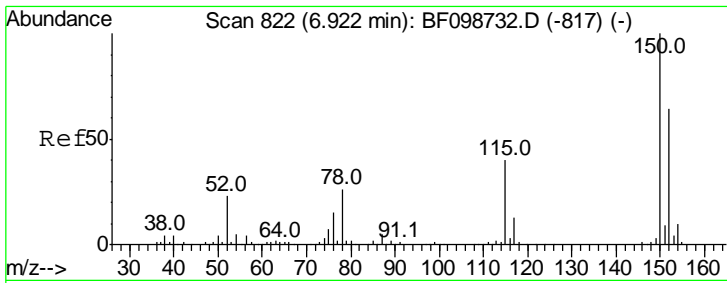
(#) = qualifier out of range (m) = manual integration (+) = signals summed

Data Path : Z:\HPCHEM1\BNA F\DATA\BF100517\  
Data File : BF099133.D  
Acq On : 6 Oct 2017 7:16  
Operator : SJ/JU  
Sample : I5644-08  
Misc :  
ALS Vial : 30 Sample Multiplier: 1

Instrument :  
BNA\_F  
ClientSampleId :  
TP-10-11-COMP

Quant Time: Oct 06 07:52:19 2017  
Quant Method : Z:\HPCHEM1\BNA F\METHODS\8270-BF092317.M  
Quant Title : ASP BNA STANDARDS FOR 5 POINT CALIBRATION  
QLast Update : Thu Oct 05 17:20:48 2017  
Response via : Initial Calibration

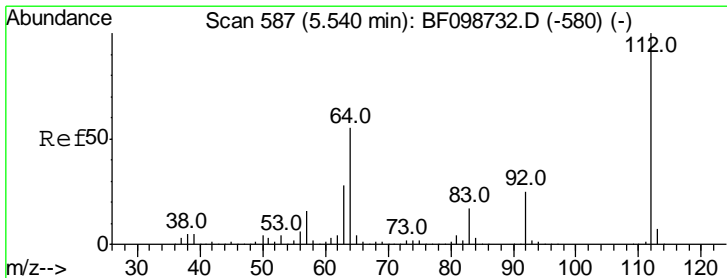
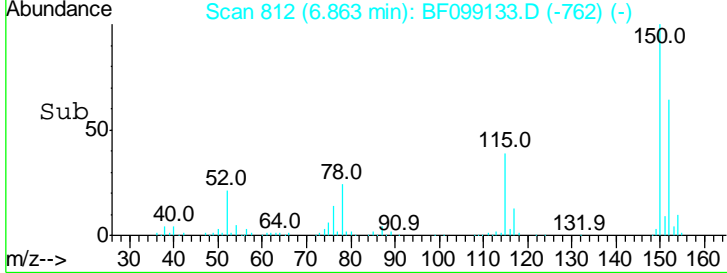
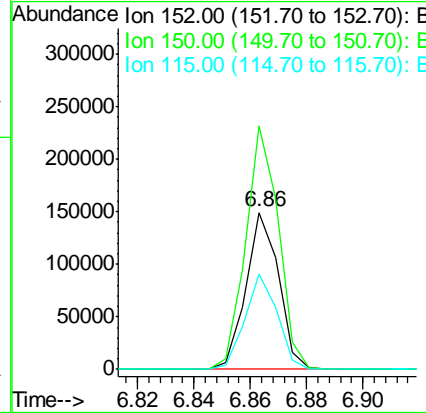
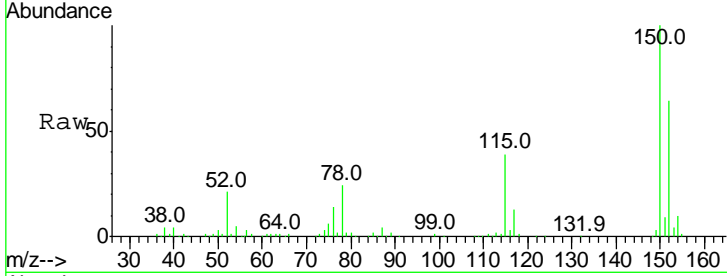




#1  
 1,4-Dichlorobenzene-d4  
 Concen: 20.000 ng  
 RT: 6.86 min Scan# 812  
 Delta R.T. -0.01 min  
 Lab File: BF099133.D  
 Acq: 6 Oct 2017 7:16

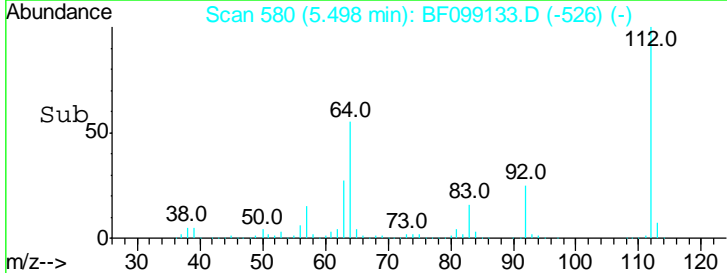
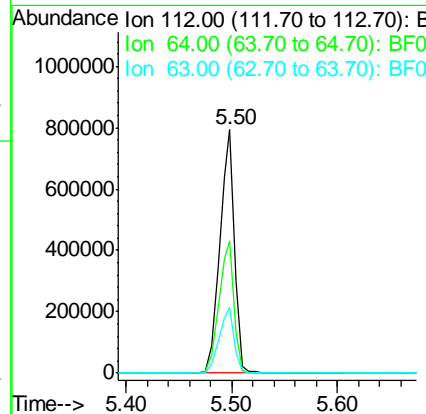
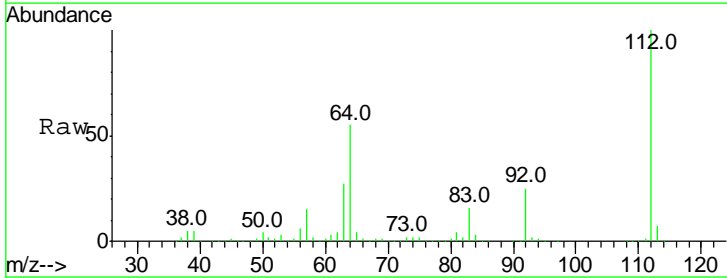
**Instrument :**  
 BNA\_F  
**ClientSampleId :**  
 TP-10-11-COMP

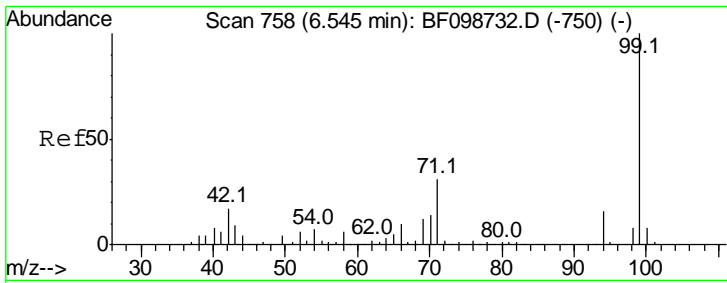
Tgt Ion	Resp	Lower	Upper
152	119385		
152	100		
150	155.3	124.6	186.8
115	60.8	50.1	75.1



#5  
 2-Fluorophenol  
 Concen: 103.807 ng  
 RT: 5.50 min Scan# 580  
 Delta R.T. 0.02 min  
 Lab File: BF099133.D  
 Acq: 6 Oct 2017 7:16

Tgt Ion	Resp	Lower	Upper
112	778507		
112	100		
64	54.5	47.9	71.9
63	27.1	23.7	35.5

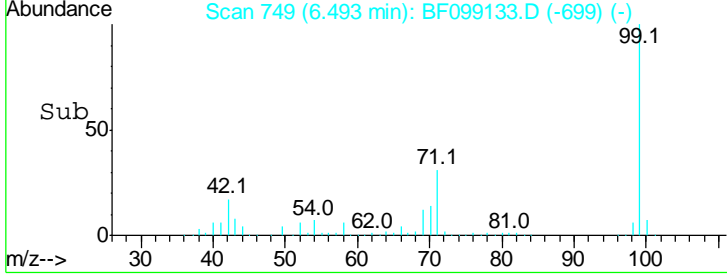
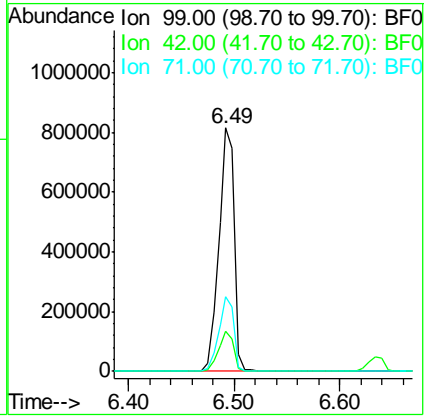
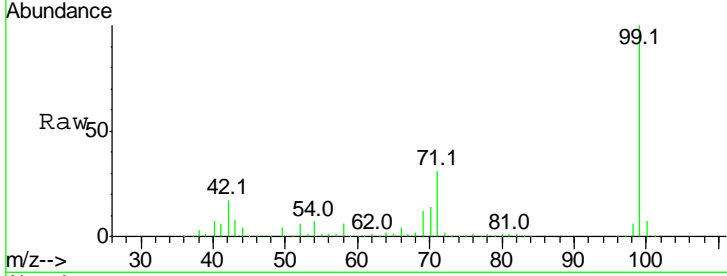




#7  
 Phenol-d6  
 Concen: 90.512 ng  
 RT: 6.49 min Scan# 749  
 Delta R.T. -0.01 min  
 Lab File: BF099133.D  
 Acq: 6 Oct 2017 7:16

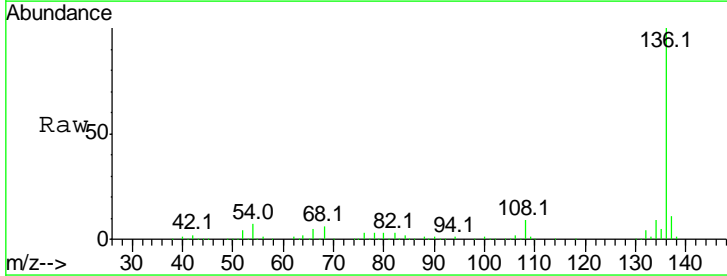
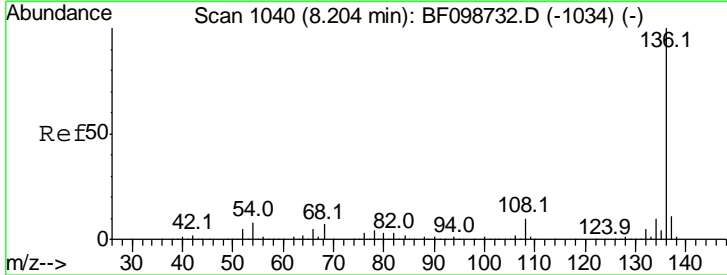
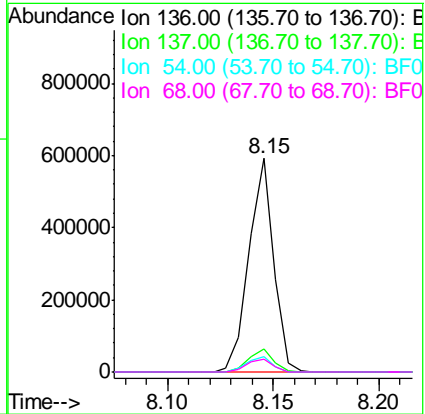
Tgt Ion	Resp	Lower	Upper
99	100		
42	16.7	14.5	21.7
71	30.7	25.4	38.0

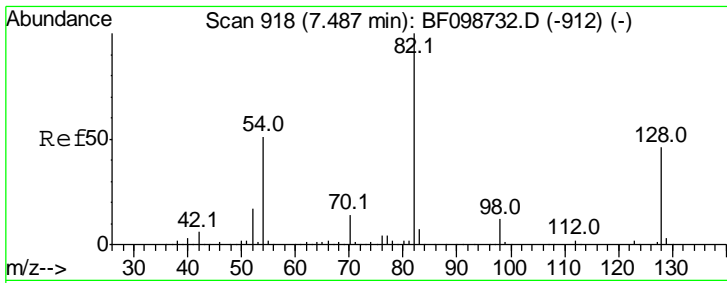
**Instrument :**  
 BNA\_F  
**ClientSampled :**  
 TP-10-11-COMP



#21  
 Naphthalene-d8  
 Concen: 20.000 ng  
 RT: 8.15 min Scan# 1030  
 Delta R.T. -0.01 min  
 Lab File: BF099133.D  
 Acq: 6 Oct 2017 7:16

Tgt Ion	Resp	Lower	Upper
136	100		
137	10.9	8.9	13.3
54	7.3	6.6	9.8
68	5.8	5.0	7.4

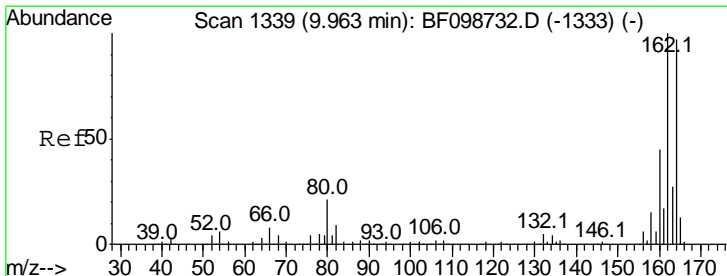
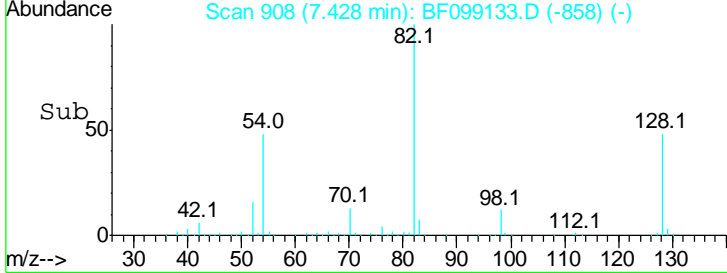
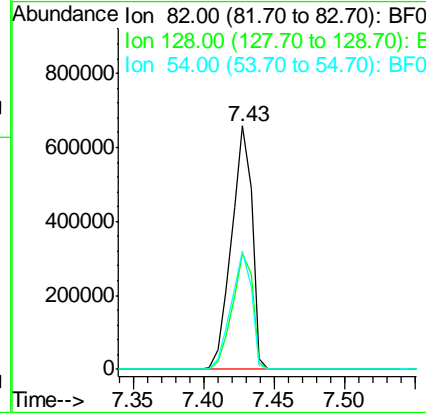
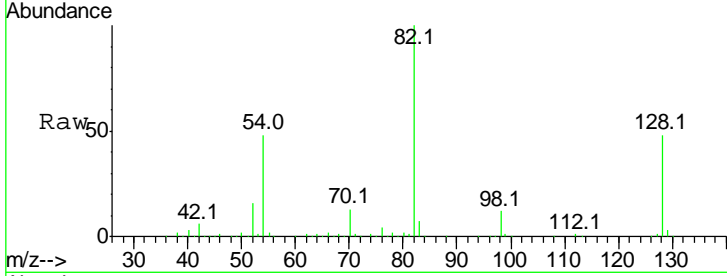




#23  
 Nitrobenzene-d5  
 Concen: 88.385 ng  
 RT: 7.43 min Scan# 908  
 Delta R.T. -0.01 min  
 Lab File: BF099133.D  
 Acq: 6 Oct 2017 7:16

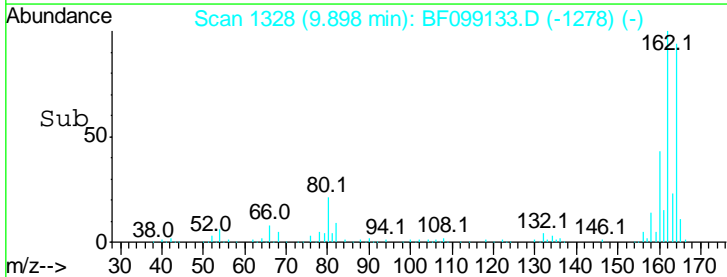
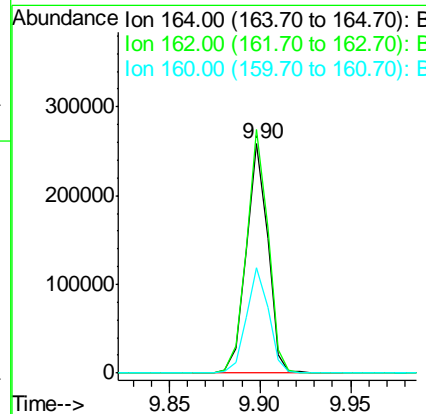
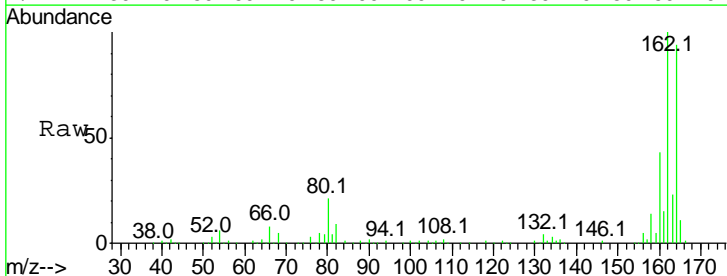
**Instrument :**  
 BNA\_F  
**ClientSampled :**  
 TP-10-11-COMP

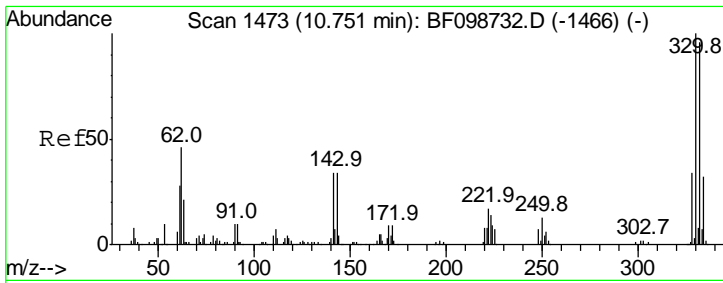
Tgt Ion	Resp	Lower	Upper
82	100		
128	47.7	36.1	54.1
54	48.4	41.4	62.2



#38  
 Acenaphthene-d10  
 Concen: 20.000 ng  
 RT: 9.90 min Scan# 1328  
 Delta R.T. -0.01 min  
 Lab File: BF099133.D  
 Acq: 6 Oct 2017 7:16

Tgt Ion	Resp	Lower	Upper
164	100		
162	106.2	86.1	129.1
160	45.9	38.3	57.5

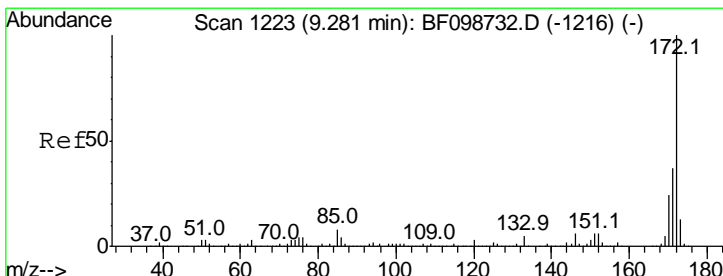
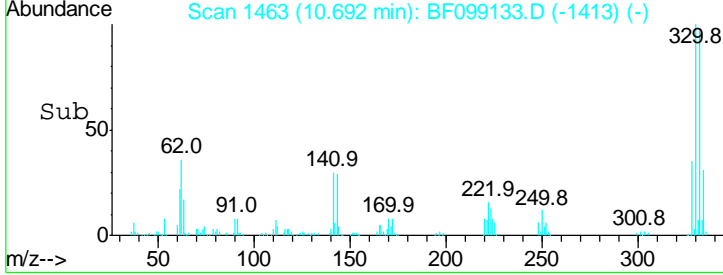
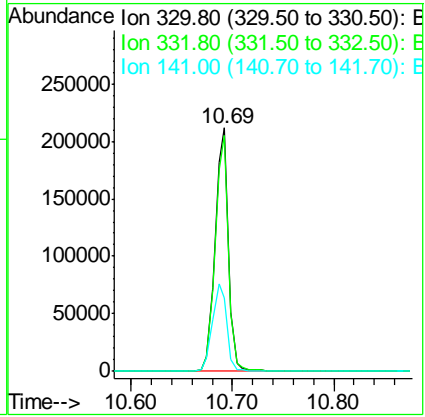
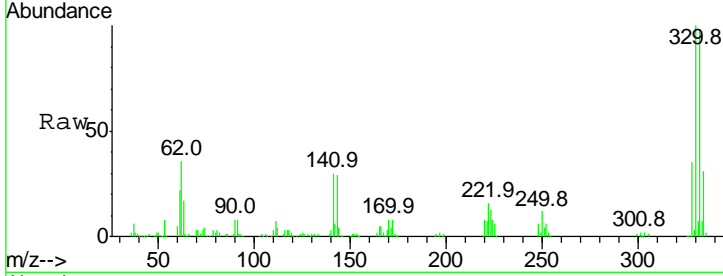




#41  
 2,4,6-Tribromophenol  
 Concen: 111.974 ng  
 RT: 10.69 min Scan# 1463  
 Delta R.T. -0.01 min  
 Lab File: BF099133.D  
 Acq: 6 Oct 2017 7:16

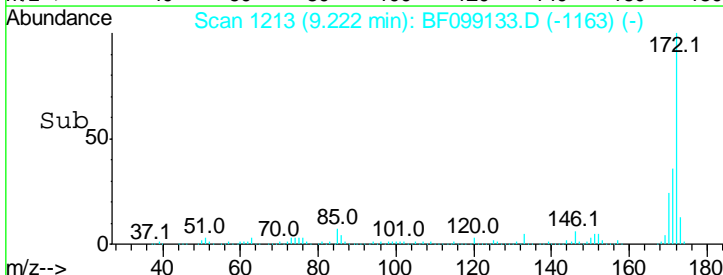
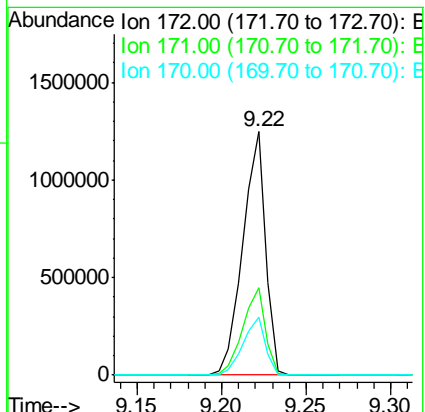
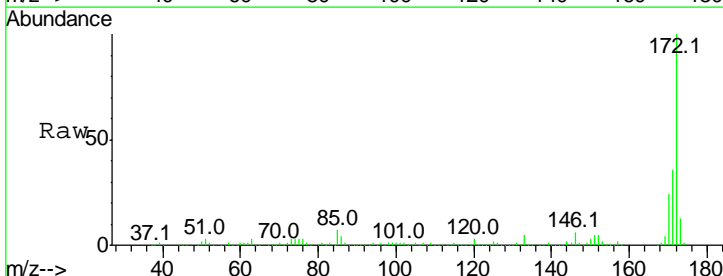
Instrument :  
 BNA\_F  
 ClientSampled :  
 TP-10-11-COMP

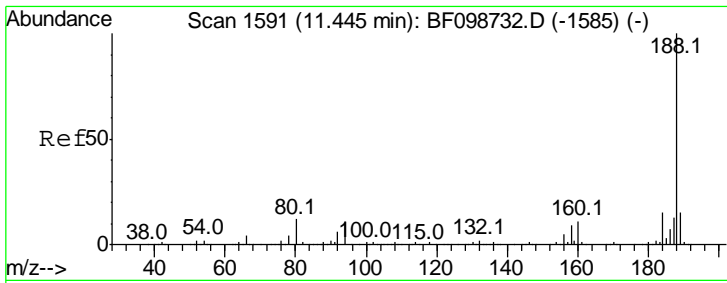
Tgt Ion	Resp	Lower	Upper
330	100		
332	96.7	77.0	115.6
141	38.8	29.9	44.9



#44  
 2-Fluorobiphenyl  
 Concen: 92.126 ng  
 RT: 9.22 min Scan# 1213  
 Delta R.T. -0.01 min  
 Lab File: BF099133.D  
 Acq: 6 Oct 2017 7:16

Tgt Ion	Resp	Lower	Upper
172	100		
171	35.8	29.7	44.5
170	23.7	19.6	29.4

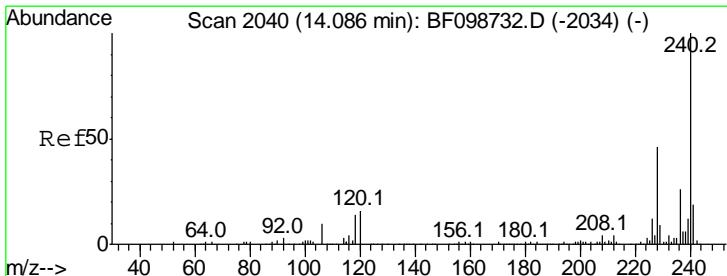
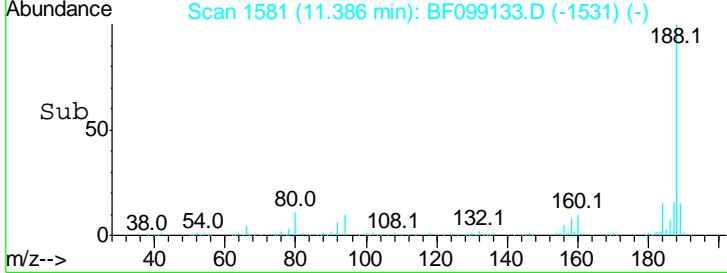
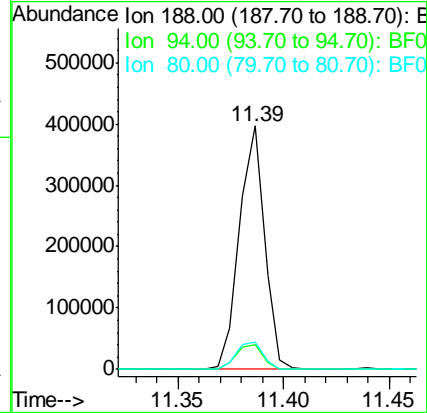
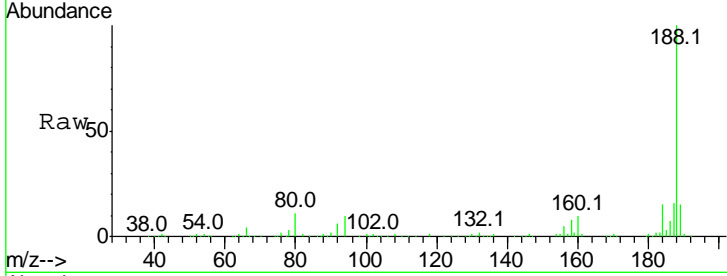




#63  
 Phenanthrene-d10  
 Concen: 20.000 ng  
 RT: 11.39 min Scan# 1581  
 Delta R.T. -0.01 min  
 Lab File: BF099133.D  
 Acq: 6 Oct 2017 7:16

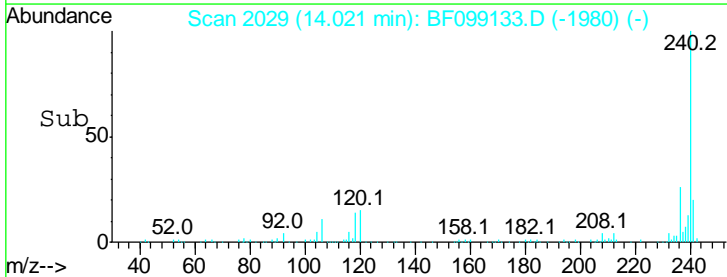
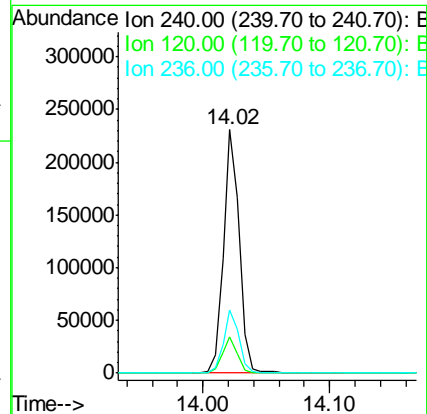
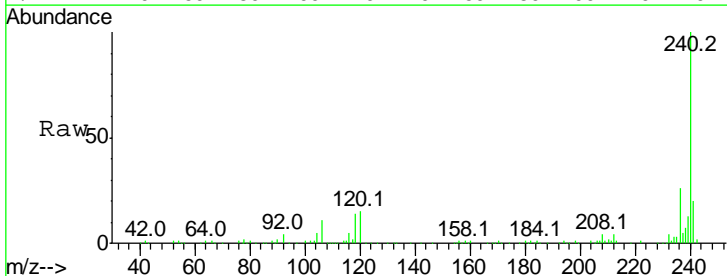
Instrument :  
 BNA\_F  
 ClientSampleId :  
 TP-10-11-COMP

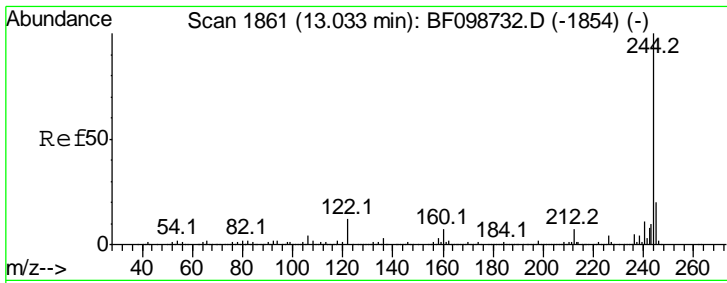
Tgt Ion	Resp	Lower	Upper
188	100		
94	10.3	8.5	12.7
80	11.1	9.2	13.8



#75  
 Chrysene-d12  
 Concen: 20.000 ng  
 RT: 14.02 min Scan# 2029  
 Delta R.T. -0.01 min  
 Lab File: BF099133.D  
 Acq: 6 Oct 2017 7:16

Tgt Ion	Resp	Lower	Upper
240	100		
120	14.7	9.5	14.3#
236	25.7	20.7	31.1



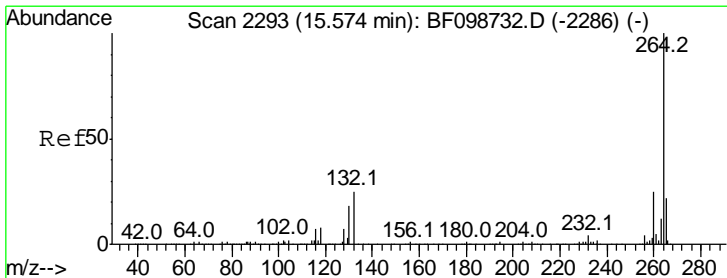
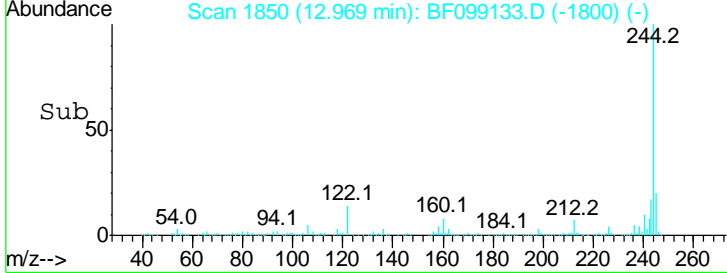
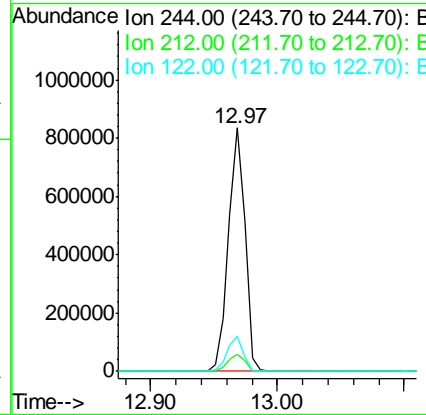
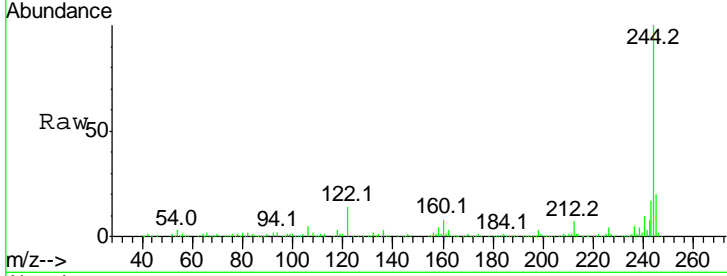


#78  
 Terphenyl-d14  
 Concen: 85.356 ng  
 RT: 12.97 min Scan# 1850  
 Delta R.T. -0.01 min  
 Lab File: BF099133.D  
 Acq: 6 Oct 2017 7:16

Instrument :  
 BNA\_F  
 ClientSampled :  
 TP-10-11-COMP

Tgt Ion: 244 Resp: 759655

Ion	Ratio	Lower	Upper
244	100		
212	7.2	5.4	8.0
122	14.2	11.0	16.4



#86  
 Perylene-d12  
 Concen: 20.000 ng  
 RT: 15.50 min Scan# 2280  
 Delta R.T. -0.01 min  
 Lab File: BF099133.D  
 Acq: 6 Oct 2017 7:16

Tgt Ion: 264 Resp: 206376

Ion	Ratio	Lower	Upper
264	100		
260	23.9	19.2	28.8
265	21.3	17.5	26.3

