

Data Path : Z:\SVOASRV\HPCHEM1\BNA_F\DATA\BF100818\
 Data File : BF109667.D
 Acq On : 9 Oct 2018 00:17
 Operator : JU/SJ
 Sample : J5287-05
 Misc :
 ALS Vial : 18 Sample Multiplier: 1

Instrument :
 BNA_F
 ClientSampleId :
 TRACK-D-4

Quant Time: Oct 09 04:07:20 2018
 Quant Method : Z:\SVOASRV\HPCHEM1\BNA_F\METHODS\8270-BF100818.M
 Quant Title : ASP BNA STANDARDS FOR 5 POINT CALIBRATION
 QLast Update : Mon Oct 08 16:02:11 2018
 Response via : Initial Calibration

Internal Standards	R.T.	QIon	Response	Conc	Units	Dev(Min)
1) 1,4-Dichlorobenzene-d4	6.70	152	107125	20.00	ng	0.00
21) Naphthalene-d8	7.97	136	409044	20.00	ng	0.00
38) Acenaphthene-d10	9.72	164	162710	20.00	ng	0.00
63) Phenanthrene-d10	11.20	188	263395	20.00	ng	0.00
75) Chrysene-d12	13.83	240	231031	20.00	ng	0.00
86) Perylene-d12	15.22	264	196572	20.00	ng	0.00

System Monitoring Compounds

5) 2-Fluorophenol	5.32	112	649173	107.57	ng	0.00
7) Phenol-d6	6.35	99	896165	111.16	ng	0.00
23) Nitrobenzene-d5	7.26	82	567320	76.45	ng	0.00
41) 2,4,6-Tribromophenol	10.51	330	168782	95.20	ng	0.00
44) 2-Fluorobiphenyl	9.05	172	928895	78.63	ng	0.00
78) Terphenyl-d14	12.78	244	693067	58.07	ng	0.00

Target Compounds

						Qvalue
2) 1,4-Dioxane	2.38	88	356	0.112	ng	# 1
6) Aniline	6.36	93	675	0.072	ng	# 1
9) Benzaldehyde	6.35	77	1422	0.274	ng	# 1
10) Phenol	6.36	94	45079	4.876	ng	86
11) bis(2-Chloroethyl)ether	6.47	93	882	0.115	ng	# 1
15) Benzyl Alcohol	6.85	79	8742	1.463	ng	# 52
16) 2,2'-oxybis(1-Chloropropan	6.95	45	975	0.096	ng	# 47
18) Hexachloroethane	7.06	117	123	0.038	ng	# 2
19) n-Nitroso-di-n-propylamine	7.26	70	75561	13.365	ng	# 75
24) Nitrobenzene	7.26	77	1482	0.192	ng	# 38
25) Isophorone	7.26	82	567320	46.040	ng	# 67
31) Naphthalene	8.00	128	1226	0.065	ng	# 68
37) 2-Methylnaphthalene	8.79	142	116	0.009	ng	# 15
45) 1,1'-Biphenyl	9.16	154	1353	0.093	ng	93
46) 2-Chloronaphthalene	9.45	162	374	0.034	ng	# 1
47) 2-Nitroaniline	9.45	65	699	0.212	ng	# 1
48) Acenaphthylene	9.59	152	2544	0.160	ng	# 80
49) Dimethylphthalate	9.45	163	88065	7.380	ng	100
50) 2,6-Dinitrotoluene	9.45	165	640	0.247	ng	# 1
51) Acenaphthene	9.76	154	165	0.018	ng	# 70
54) Dibenzofuran	9.95	168	467	0.033	ng	# 42
56) 2,4-Dinitrotoluene	9.72	165	20058	6.214	ng	# 19
57) Fluorene	10.51	166	6978	0.662	ng	# 91
59) Diethylphthalate	10.15	149	223	0.019	ng	# 59
62) Azobenzene	10.43	77	113	0.009	ng	# 50
64) 4,6-Dinitro-2-methylphenol	10.51	198	136	0.106	ng	# 1
65) n-Nitrosodiphenylamine	10.51	169	5312	0.595	ng	# 45
66) 4-Bromophenyl-phenylether	10.51	248	10231	3.381	ng	# 1
70) Phenanthrene	11.28	178	4564	0.346	ng	98
71) Anthracene	11.28	178	4564	0.335	ng	98
72) Carbazole	11.46	167	1232	0.093	ng	# 59
73) Di-n-butylphthalate	11.76	149	1645	0.107	ng	# 77
74) Fluoranthene	12.41	202	29005	2.106	ng	100
76) Benzidine	12.78	184	9326	1.087	ng	# 95

Data Path : Z:\SVOASRV\HPCHEM1\BNA_F\DATA\BF100818\
 Data File : BF109667.D
 Acq On : 9 Oct 2018 00:17
 Operator : JU/SJ
 Sample : J5287-05
 Misc :
 ALS Vial : 18 Sample Multiplier: 1

Instrument :
 BNA_F
 ClientSampleId :
 TRACK-D-4

Quant Time: Oct 09 04:07:20 2018
 Quant Method : Z:\SVOASRV\HPCHEM1\BNA_F\METHODS\8270-BF100818.M
 Quant Title : ASP BNA STANDARDS FOR 5 POINT CALIBRATION
 QLast Update : Mon Oct 08 16:02:11 2018
 Response via : Initial Calibration

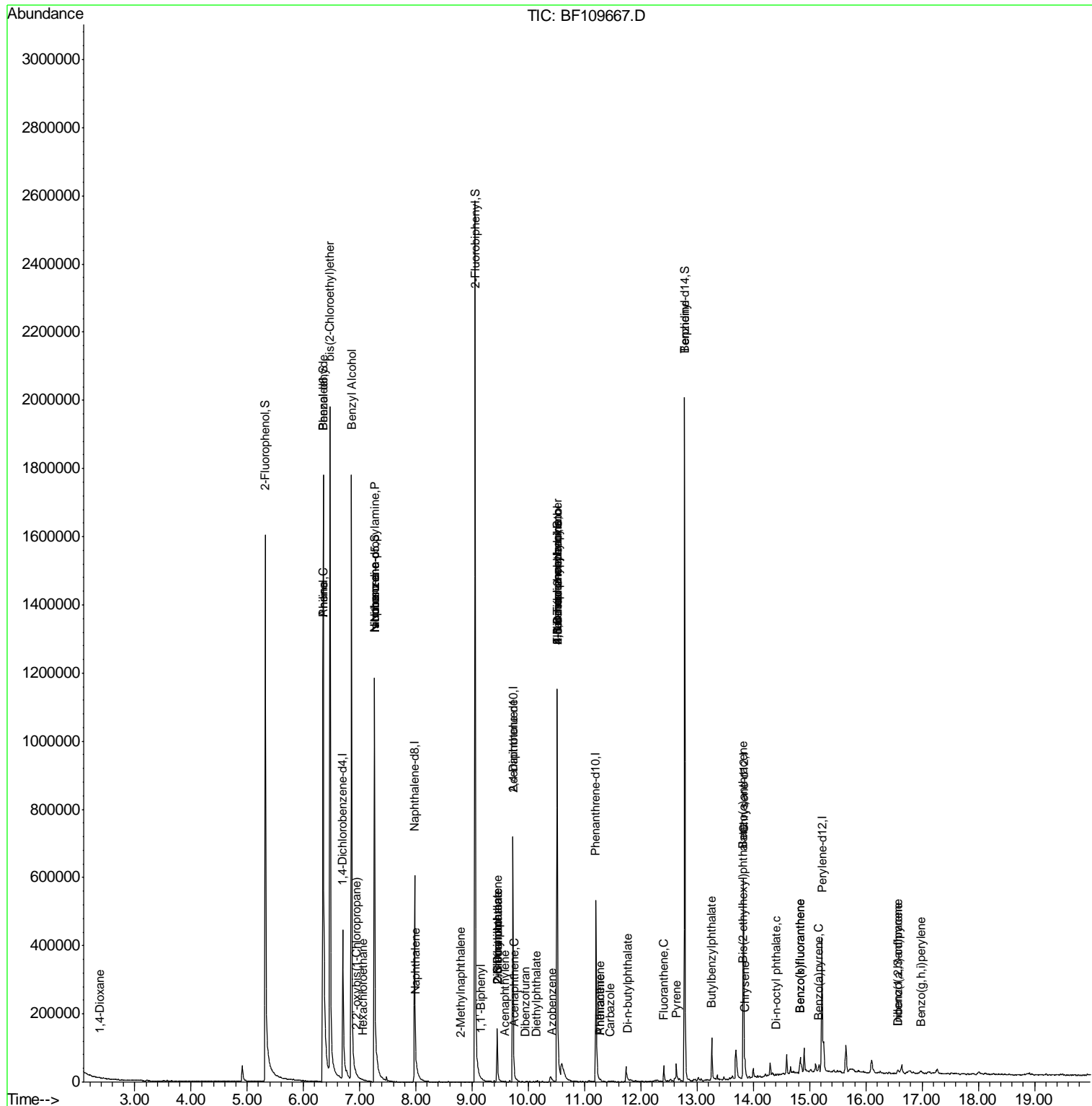
Internal Standards	R.T.	QIon	Response	Conc	Units	Dev(Min)
77) Pyrene	12.63	202	28742	1.698	ng	98
79) Butylbenzylphthalate	13.25	149	411	0.056	ng #	75
80) Benzo(a)anthracene	13.82	228	18561	1.456	ng	93
82) Chrysene	13.85	228	18281	1.365	ng	97
83) Bis(2-ethylhexyl)phthalate	13.81	149	2252	0.252	ng #	89
84) Di-n-octyl phthalate	14.40	149	109	0.008	ng #	76
85) Indeno(1,2,3-cd)pyrene	16.57	276	8152	0.850	ng	97
87) Benzo(b)fluoranthene	14.83	252	34198	3.148	ng #	94
88) Benzo(k)fluoranthene	14.83	252	34198	3.133	ng #	93
89) Benzo(a)pyrene	15.17	252	11832	1.200	ng #	89
90) Dibenzo(a,h)anthracene	16.56	278	2580	0.319	ng #	55
91) Benzo(g,h,i)perylene	16.97	276	7139	0.883	ng	95

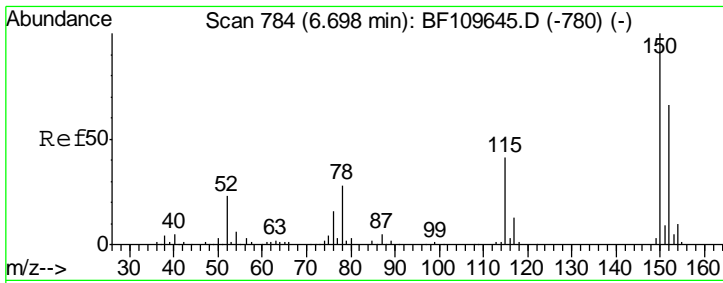
(#) = qualifier out of range (m) = manual integration (+) = signals summed

Data Path : Z:\SVOASRV\HPCHEM1\BNA_F\DATA\BF100818\
 Data File : BF109667.D
 Acq On : 9 Oct 2018 00:17
 Operator : JU/SJ
 Sample : J5287-05
 Misc :
 ALS Vial : 18 Sample Multiplier: 1

Instrument :
 BNA_F
 ClientSampleId :
 TRACK-D-4

Quant Time: Oct 09 04:07:20 2018
 Quant Method : Z:\SVOASRV\HPCHEM1\BNA_F\METHODS\8270-BF100818.M
 Quant Title : ASP BNA STANDARDS FOR 5 POINT CALIBRATION
 QLast Update : Mon Oct 08 16:02:11 2018
 Response via : Initial Calibration

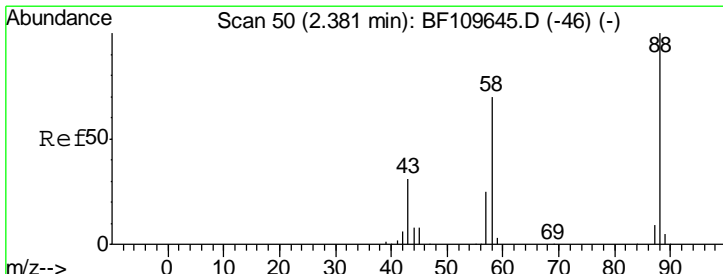
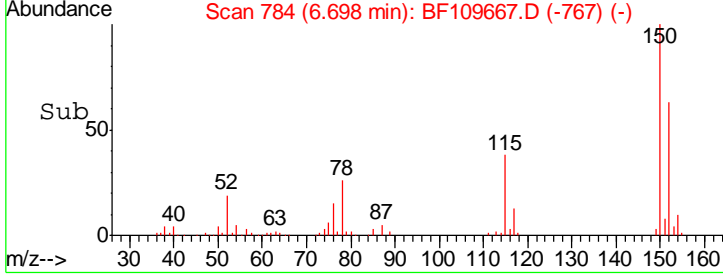
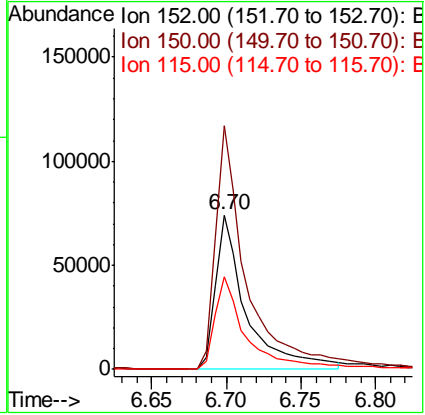
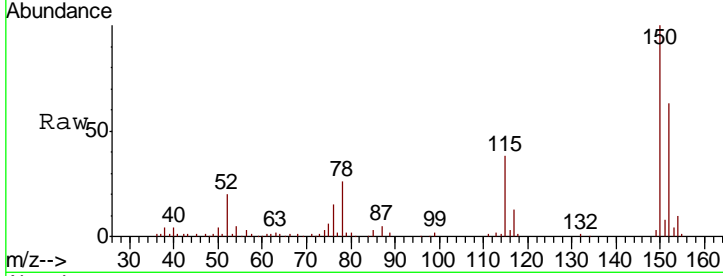




#1
 1,4-Dichlorobenzene-d4
 Concen: 20.000 ng
 RT: 6.70 min Scan# 784
 Delta R.T. -0.00 min
 Lab File: BF109667.D
 Acq: 9 Oct 2018 00:17

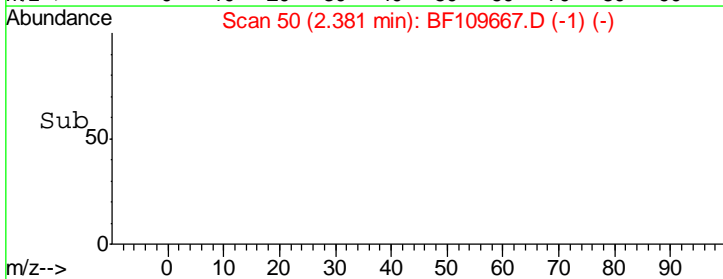
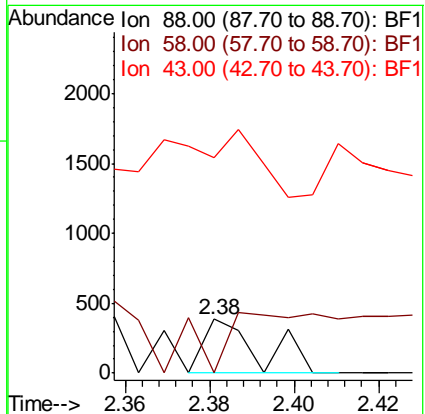
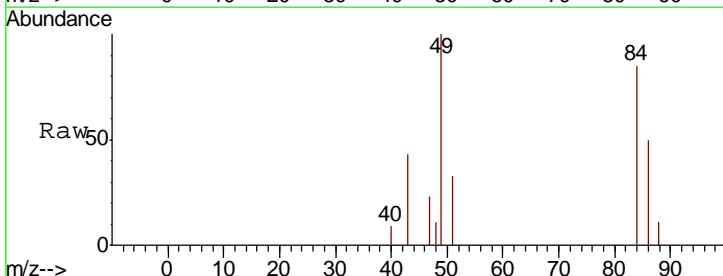
Instrument :
 BNA_F
 ClientSampleId :
 TRACK-D-4

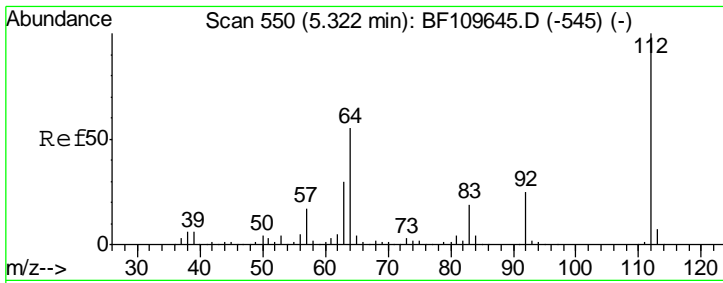
Tgt Ion	Resp	Lower	Upper
152	107125		
150	157.9	122.7	184.1
115	60.4	49.1	73.7



#2
 1,4-Dioxane
 Concen: 0.112 ng
 RT: 2.38 min Scan# 50
 Delta R.T. -0.00 min
 Lab File: BF109667.D
 Acq: 9 Oct 2018 00:17

Tgt Ion	Resp	Lower	Upper
88	356		
88	100		
58	162.6	57.1	85.7#
43	175.3	24.1	36.1#



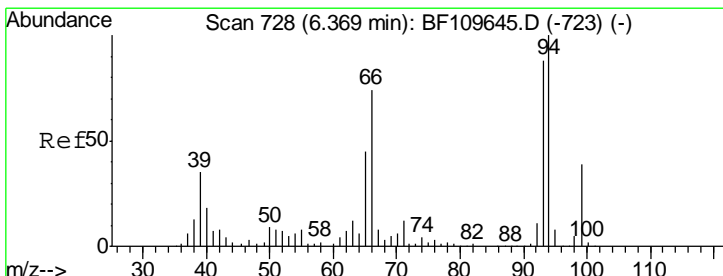
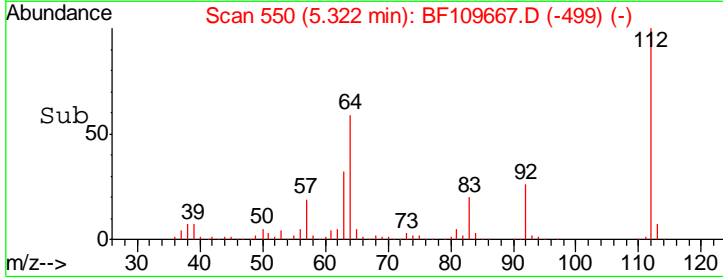
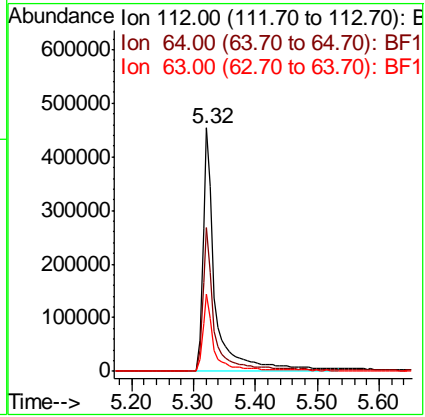
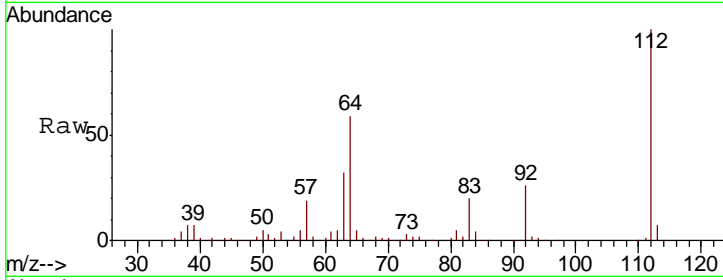


#5
 2-Fluorophenol
 Concen: 107.566 ng
 RT: 5.32 min Scan# 550
 Delta R.T. 0.00 min
 Lab File: BF109667.D
 Acq: 9 Oct 2018 00:17

Instrument :
 BNA_F
 ClientSampled :
 TRACK-D-4

Tgt Ion: 112 Resp: 649173

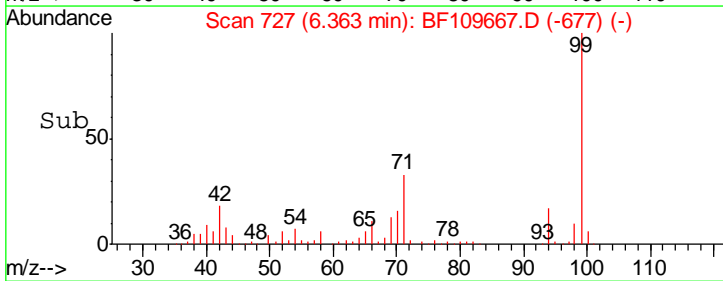
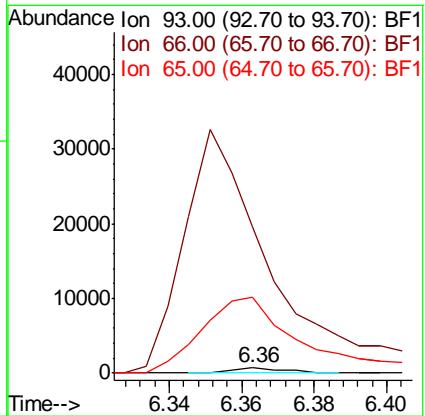
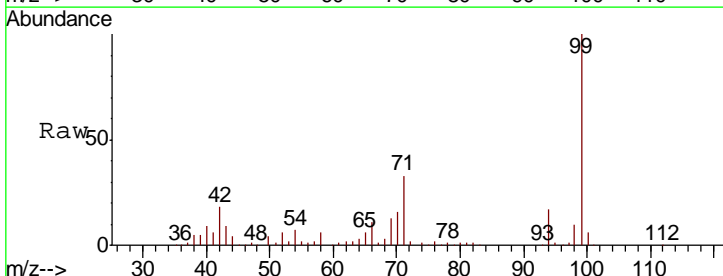
Ion	Ratio	Lower	Upper
112	100		
64	59.1	44.1	66.1
63	31.7	23.7	35.5

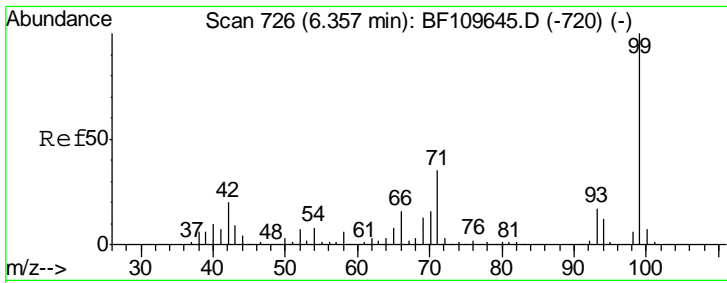


#6
 Aniline
 Concen: 0.072 ng
 RT: 6.36 min Scan# 727
 Delta R.T. -0.01 min
 Lab File: BF109667.D
 Acq: 9 Oct 2018 00:17

Tgt Ion: 93 Resp: 675

Ion	Ratio	Lower	Upper
93	100		
66	2757.7	67.4	101.0#
65	1437.5	41.0	61.4#

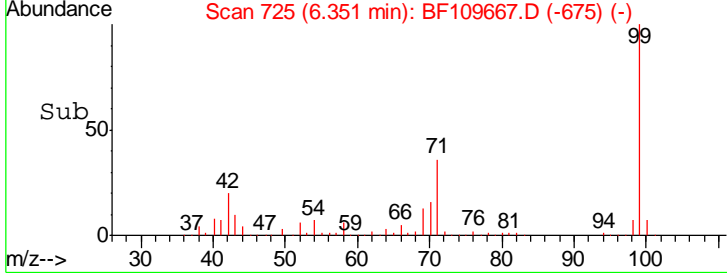
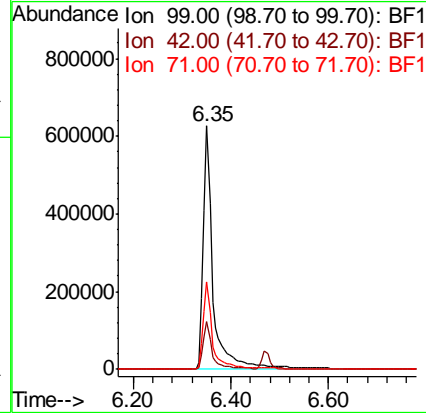
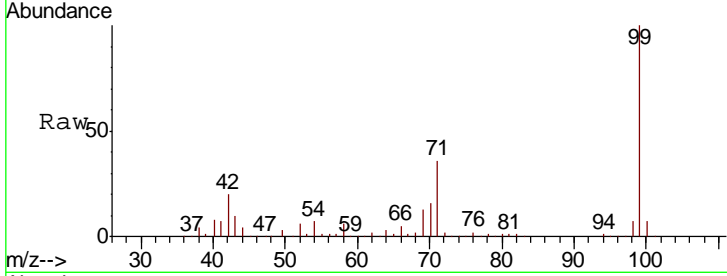




#7
 Phenol-d6
 Concen: 111.156 ng
 RT: 6.35 min Scan# 725
 Delta R.T. -0.01 min
 Lab File: BF109667.D
 Acq: 9 Oct 2018 00:17

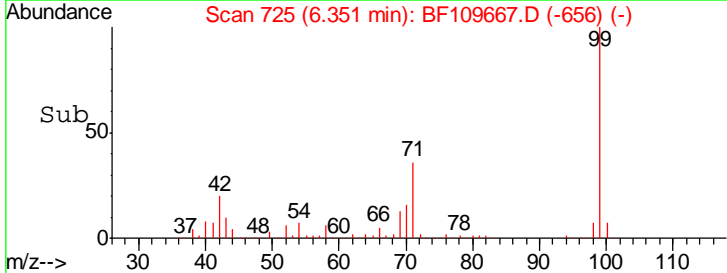
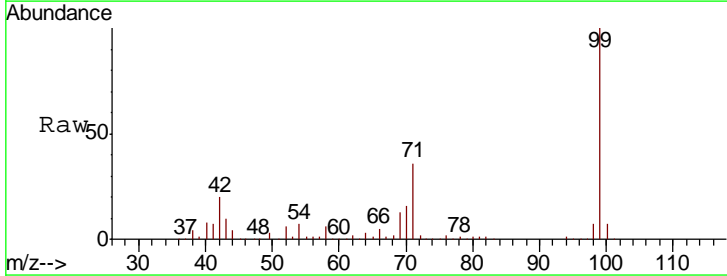
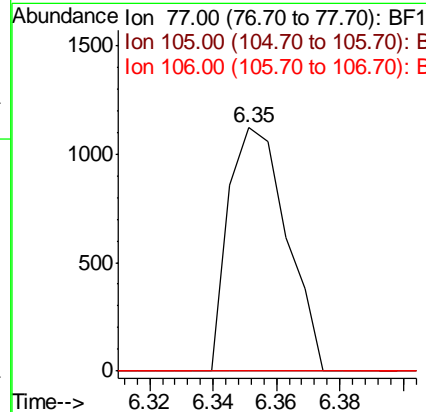
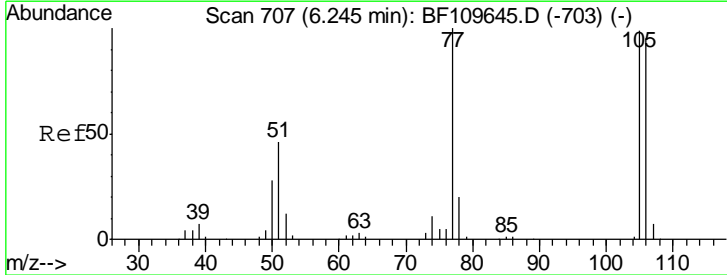
Instrument :
 BNA_F
ClientSampled :
 TRACK-D-4

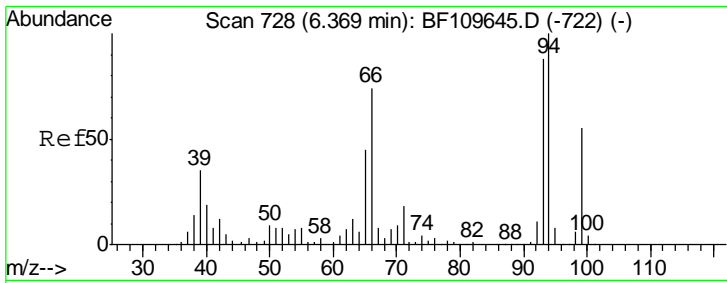
Tgt Ion	Resp	Lower	Upper
99	100		
42	19.6	15.8	23.6
71	35.8	28.0	42.0



#9
 Benzaldehyde
 Concen: 0.274 ng
 RT: 6.35 min Scan# 725
 Delta R.T. 0.11 min
 Lab File: BF109667.D
 Acq: 9 Oct 2018 00:17

Tgt Ion	Resp	Lower	Upper
77	100		
105	0.0	78.6	118.6#
106	0.0	74.8	114.8#

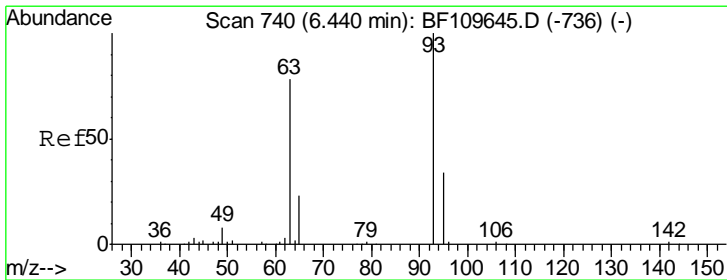
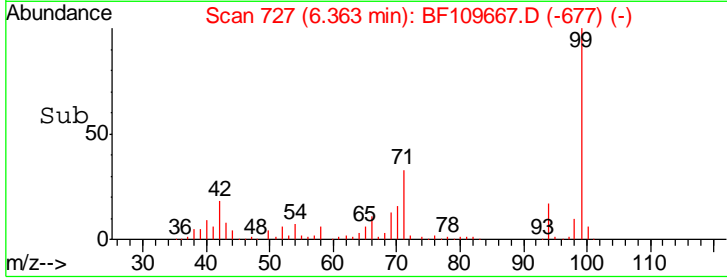
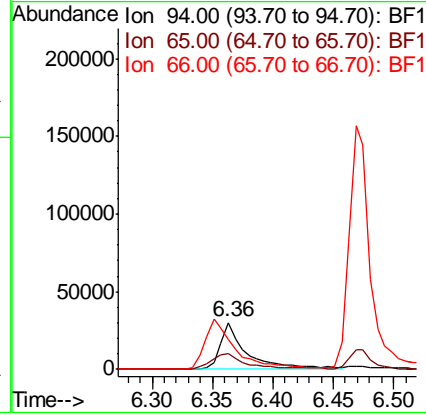
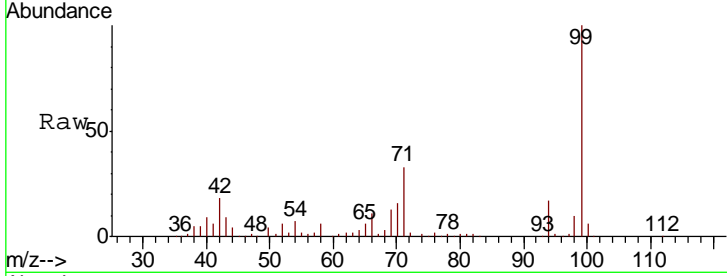




#10
 Phenol
 Concen: 4.876 ng
 RT: 6.36 min Scan# 727
 Delta R.T. -0.01 min
 Lab File: BF109667.D
 Acq: 9 Oct 2018 00:17

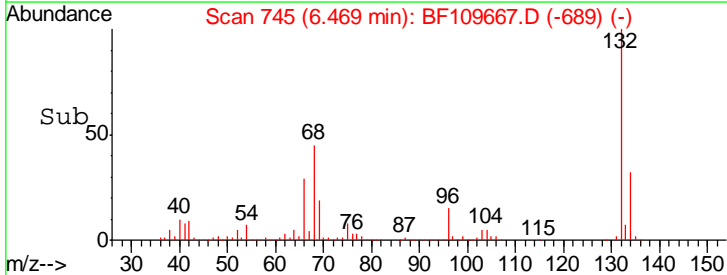
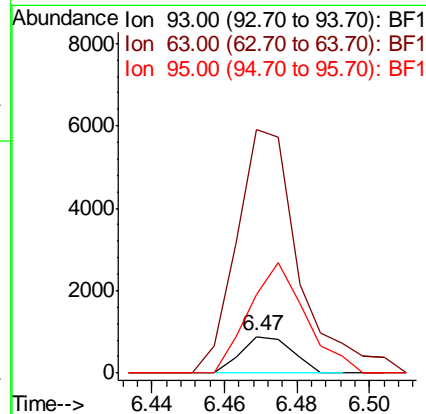
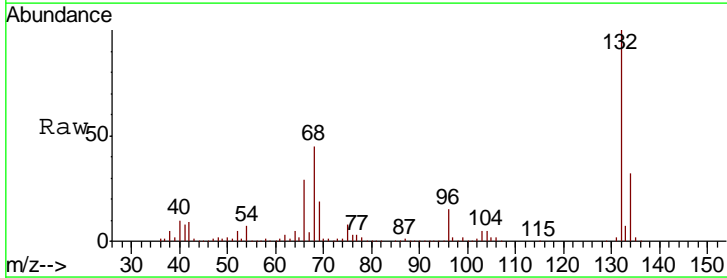
Instrument :
 BNA_F
 ClientSampled :
 TRACK-D-4

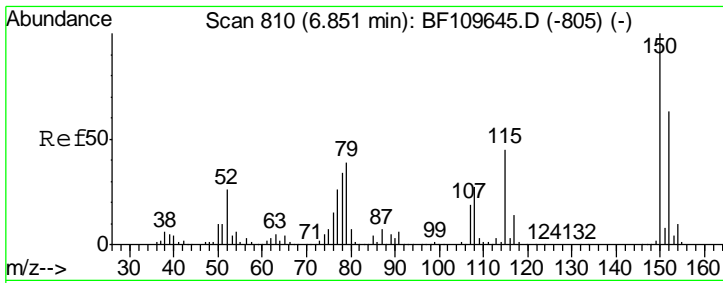
Tgt Ion	Resp	Lower	Upper
94	45079		
65	33.8	25.3	65.3
66	64.9	54.5	94.5



#11
 bis(2-Chloroethyl)ether
 Concen: 0.115 ng
 RT: 6.47 min Scan# 745
 Delta R.T. 0.03 min
 Lab File: BF109667.D
 Acq: 9 Oct 2018 00:17

Tgt Ion	Resp	Lower	Upper
93	882		
63	663.1	53.4	93.4#
95	212.5	12.1	52.1#

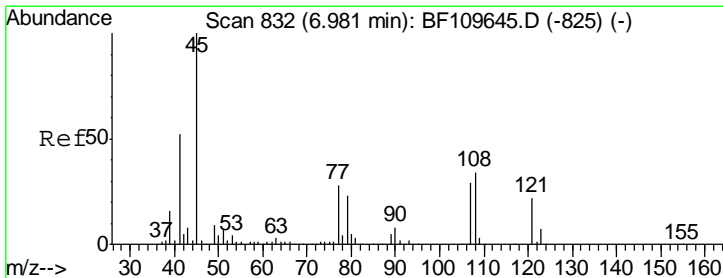
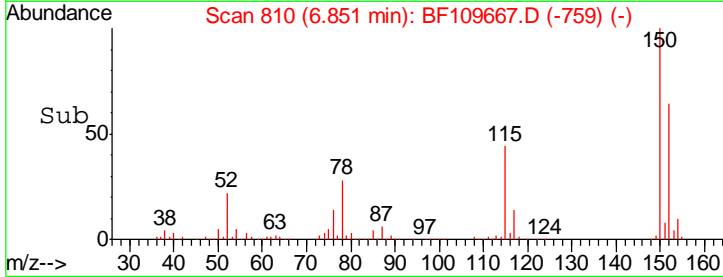
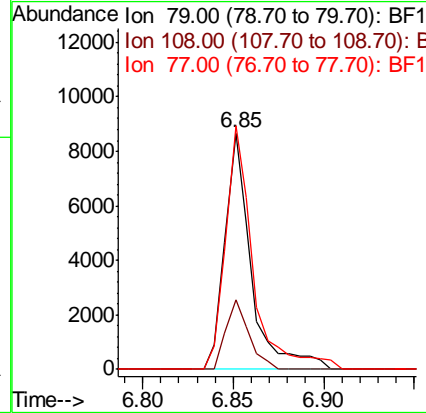
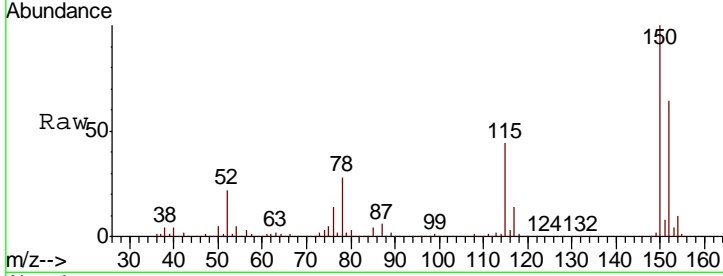




#15
 Benzyl Alcohol
 Concen: 1.463 ng
 RT: 6.85 min Scan# 810
 Delta R.T. -0.00 min
 Lab File: BF109667.D
 Acq: 9 Oct 2018 00:17

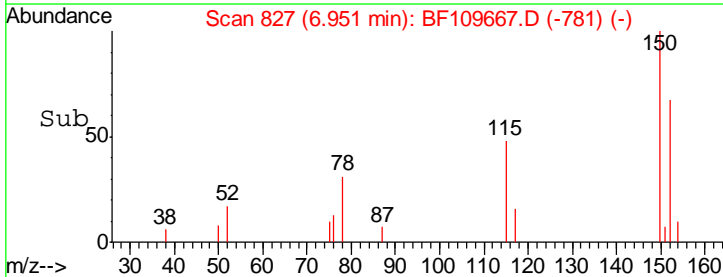
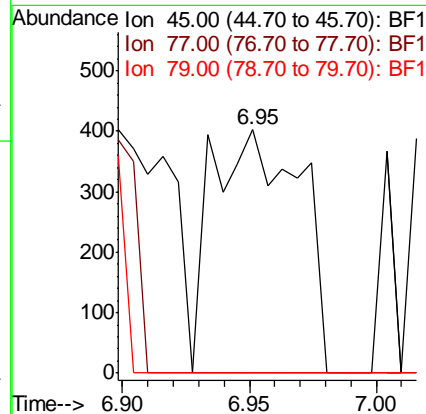
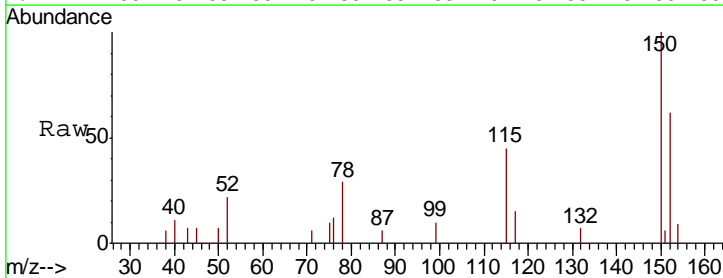
Instrument :
 BNA_F
 ClientSampleID :
 TRACK-D-4

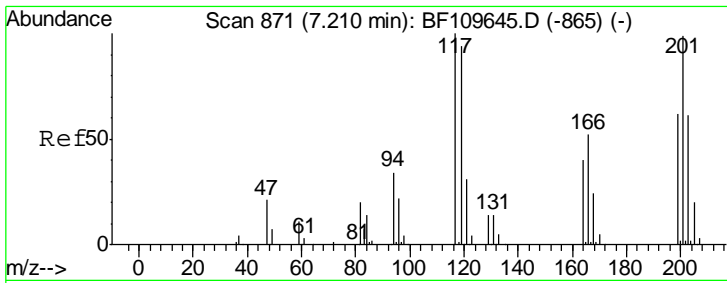
Tgt Ion	Resp	Lower	Upper
79	100		
108	29.6	56.3	84.5#
77	103.2	52.9	79.3#



#16
 2,2'-oxybis(1-Chloropropane)
 Concen: 0.096 ng
 RT: 6.95 min Scan# 827
 Delta R.T. -0.03 min
 Lab File: BF109667.D
 Acq: 9 Oct 2018 00:17

Tgt Ion	Resp	Lower	Upper
45	100		
77	0.0	10.0	50.0#
79	0.0	6.1	46.1#

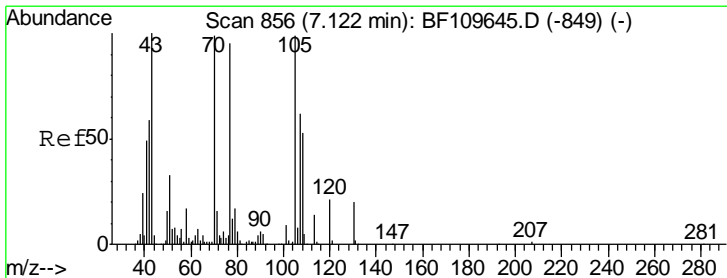
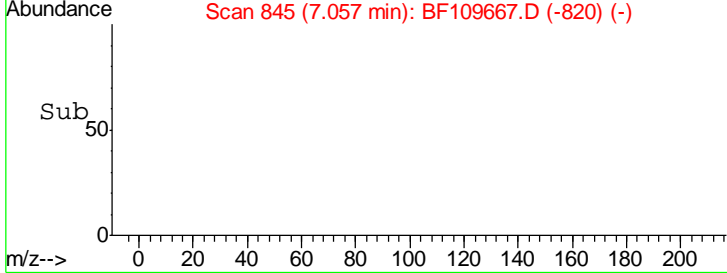
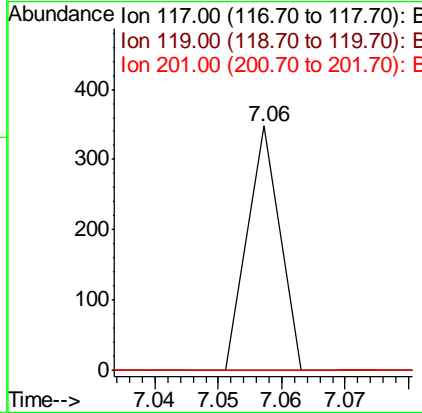
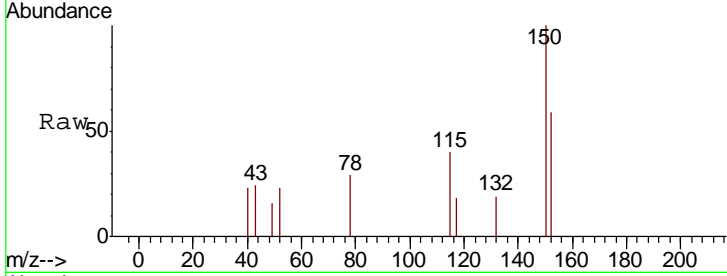




#18
 Hexachloroethane
 Concen: 0.038 ng
 RT: 7.06 min Scan# 845
 Delta R.T. -0.15 min
 Lab File: BF109667.D
 Acq: 9 Oct 2018 00:17

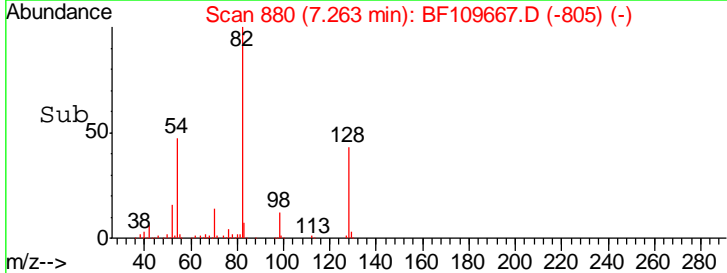
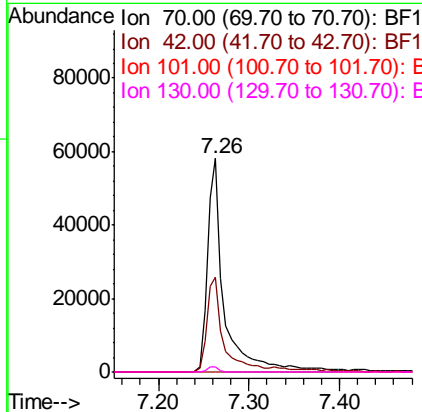
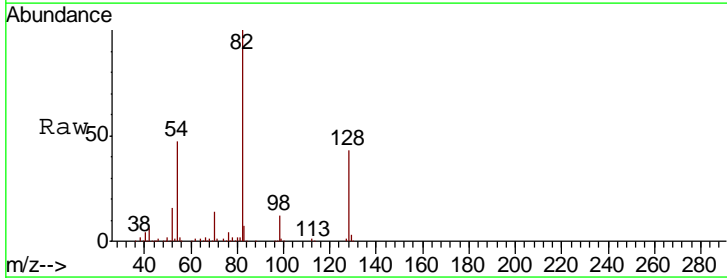
Instrument :
 BNA_F
 ClientSampled :
 TRACK-D-4

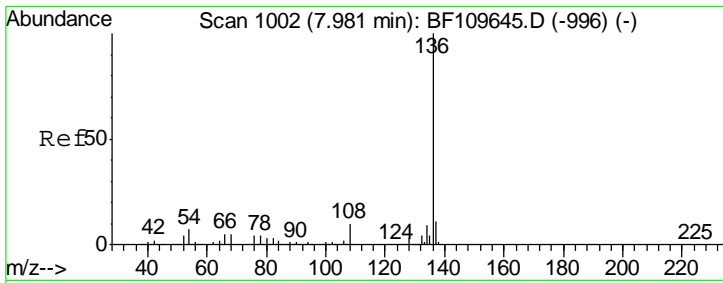
Tgt Ion	Resp	Lower	Upper
117	100		
119	0.0	75.0	112.6#
201	0.0	79.2	118.8#



#19
 n-Nitroso-di-n-propylamine
 Concen: 13.365 ng
 RT: 7.26 min Scan# 880
 Delta R.T. 0.14 min
 Lab File: BF109667.D
 Acq: 9 Oct 2018 00:17

Tgt Ion	Resp	Lower	Upper
70	100		
42	44.3	47.4	71.2#
101	0.0	7.3	10.9#
130	2.3	16.2	24.2#



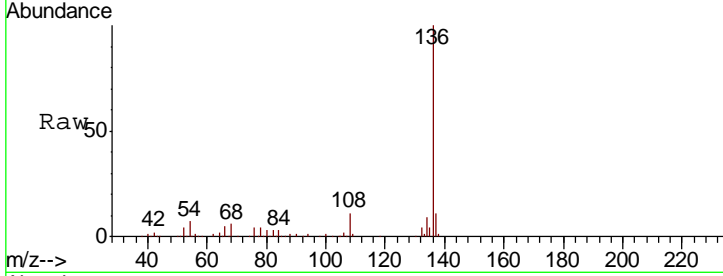


#21
 Naphthalene-d8
 Concen: 20.000 ng
 RT: 7.97 min Scan# 1001
 Delta R.T. -0.01 min
 Lab File: BF109667.D
 Acq: 9 Oct 2018 00:17

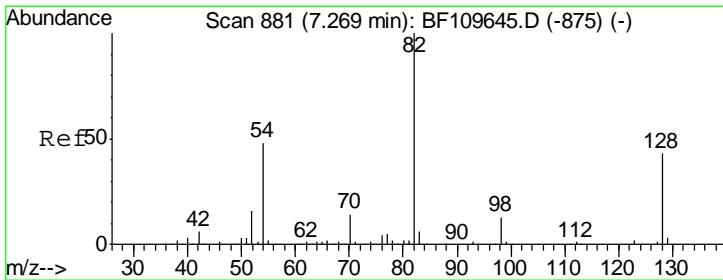
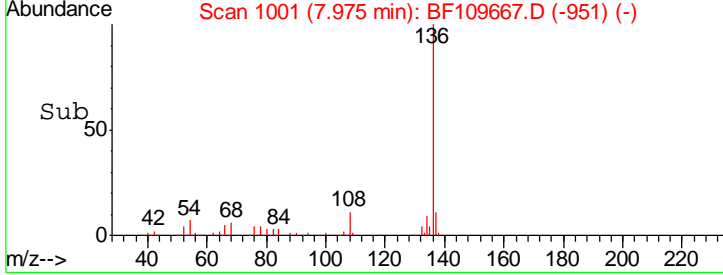
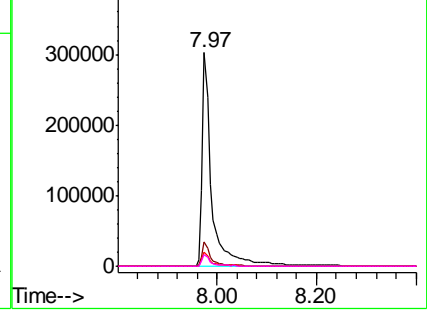
Instrument :
 BNA_F
 ClientSampleId :
 TRACK-D-4

Tgt Ion: 136 Resp: 409044

Ion	Ratio	Lower	Upper
136	100		
137	11.2	8.8	13.2
54	6.7	5.4	8.2
68	5.6	4.2	6.2



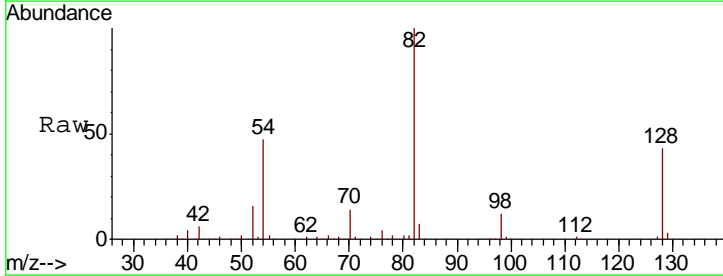
Abundance Ion 136.00 (135.70 to 136.70): E
 Ion 137.00 (136.70 to 137.70): E
 Ion 54.00 (53.70 to 54.70): BF1
 Ion 68.00 (67.70 to 68.70): BF1



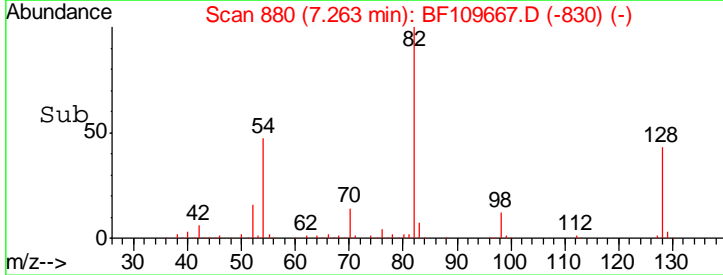
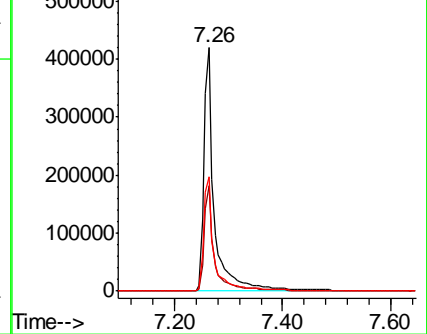
#23
 Nitrobenzene-d5
 Concen: 76.453 ng
 RT: 7.26 min Scan# 880
 Delta R.T. -0.01 min
 Lab File: BF109667.D
 Acq: 9 Oct 2018 00:17

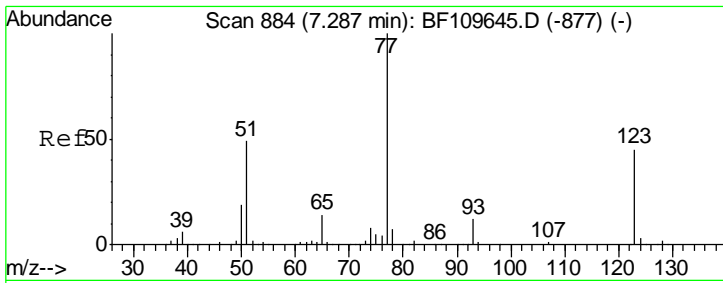
Tgt Ion: 82 Resp: 567320

Ion	Ratio	Lower	Upper
82	100		
128	43.2	34.2	51.2
54	47.0	38.6	58.0



Abundance Ion 82.00 (81.70 to 82.70): BF1
 Ion 128.00 (127.70 to 128.70): E
 Ion 54.00 (53.70 to 54.70): BF1

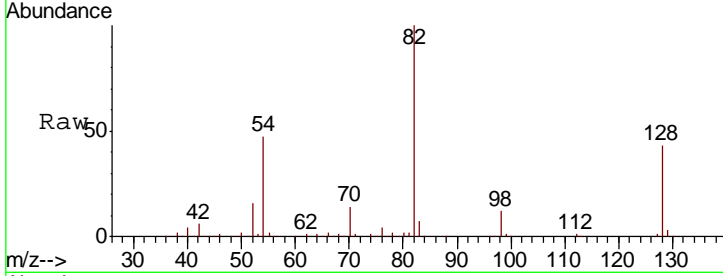




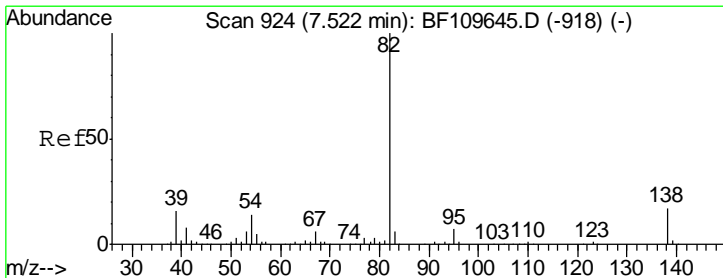
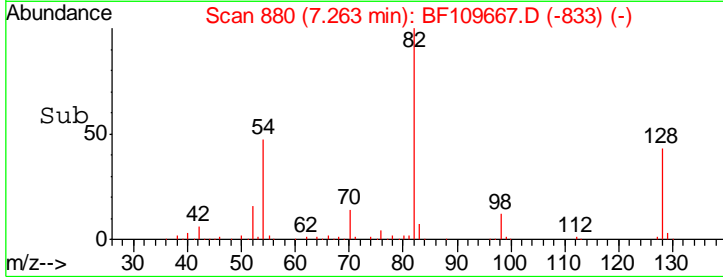
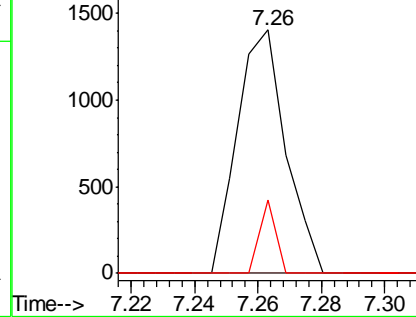
#24
 Nitrobenzene
 Concen: 0.192 ng
 RT: 7.26 min Scan# 880
 Delta R.T. -0.02 min
 Lab File: BF109667.D
 Acq: 9 Oct 2018 00:17

Instrument :
 BNA_F
 ClientSampleId :
 TRACK-D-4

Tgt Ion	Resp	Lower	Upper
77	1482		
123	0.0	35.7	53.5#
65	29.9	10.7	16.1#

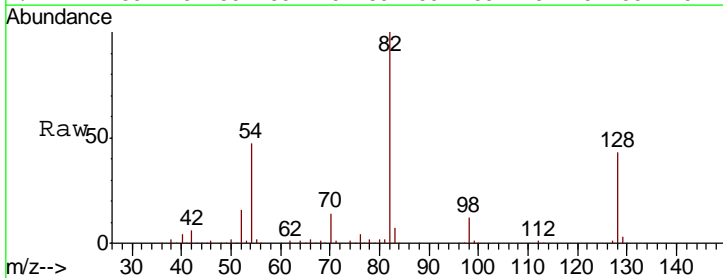


Abundance Ion 77.00 (76.70 to 77.70): BF1
 Ion 123.00 (122.70 to 123.70): BF1
 Ion 65.00 (64.70 to 65.70): BF1

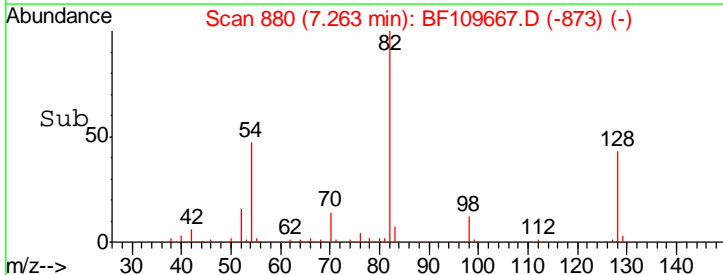
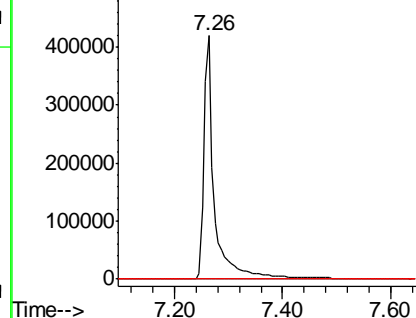


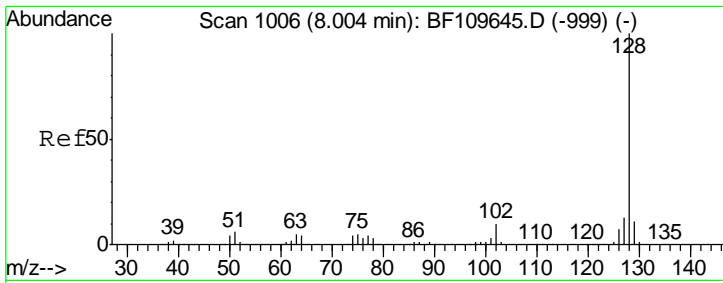
#25
 Isophorone
 Concen: 46.040 ng
 RT: 7.26 min Scan# 880
 Delta R.T. -0.26 min
 Lab File: BF109667.D
 Acq: 9 Oct 2018 00:17

Tgt Ion	Resp	Lower	Upper
82	567320		
95	0.0	5.7	8.5#
138	0.0	13.2	19.8#



Abundance Ion 82.00 (81.70 to 82.70): BF1
 Ion 95.00 (94.70 to 95.70): BF1
 Ion 138.00 (137.70 to 138.70): BF1

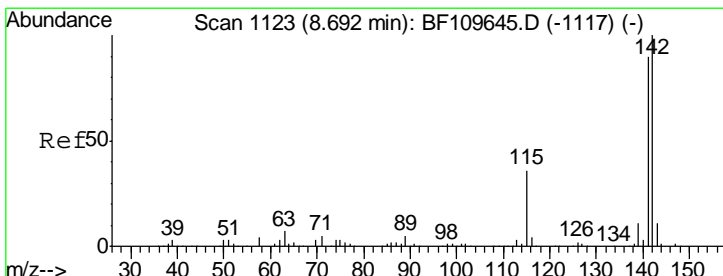
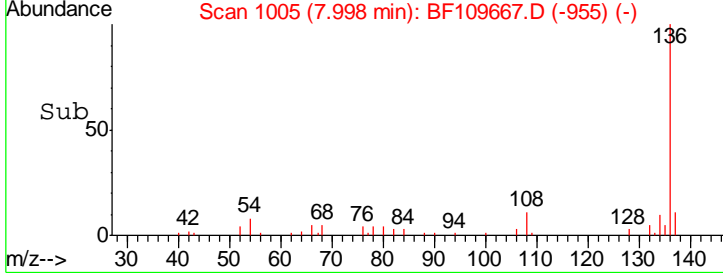
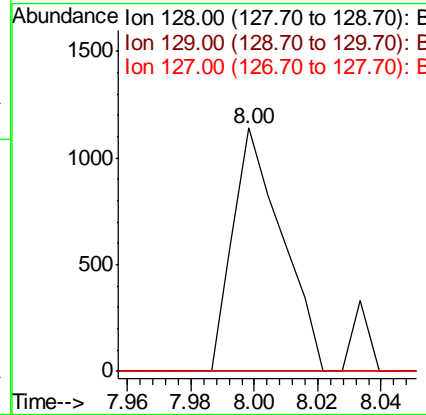
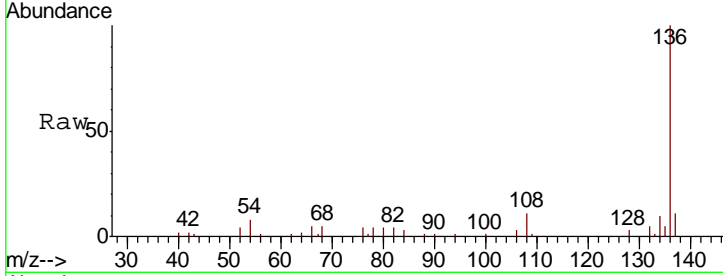




#31
 Naphthalene
 Concen: 0.065 ng
 RT: 8.00 min Scan# 1005
 Delta R.T. -0.01 min
 Lab File: BF109667.D
 Acq: 9 Oct 2018 00:17

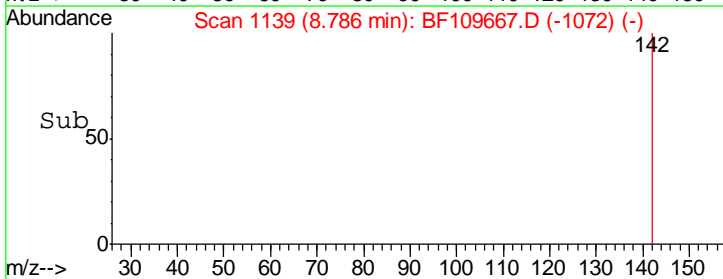
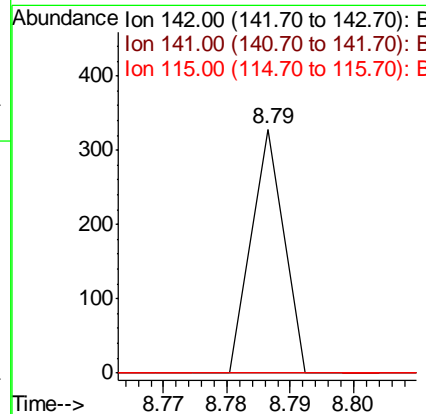
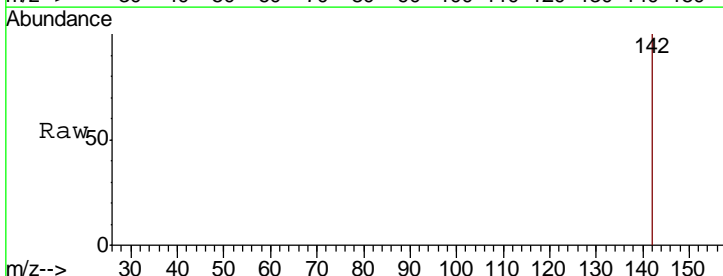
Instrument :
 BNA_F
 ClientSampleID :
 TRACK-D-4

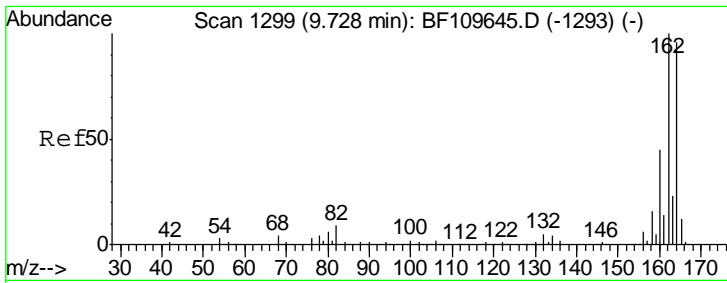
Tgt Ion	Ratio	Lower	Upper
128	100		
129	0.0	8.8	13.2#
127	0.0	10.8	16.2#



#37
 2-Methylnaphthalene
 Concen: 0.009 ng
 RT: 8.79 min Scan# 1139
 Delta R.T. 0.09 min
 Lab File: BF109667.D
 Acq: 9 Oct 2018 00:17

Tgt Ion	Ratio	Lower	Upper
142	100		
141	0.0	71.4	107.2#
115	0.0	28.7	43.1#

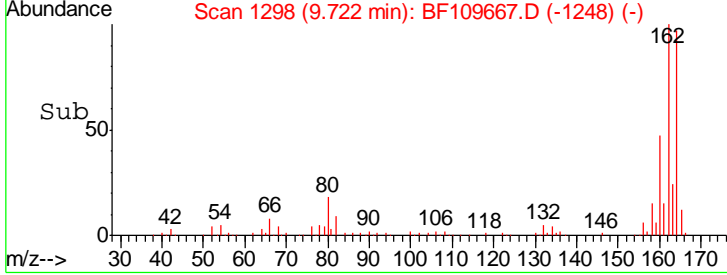
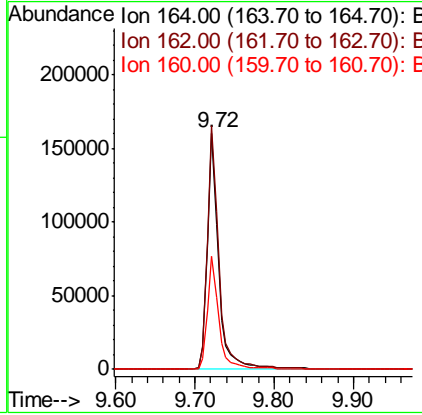
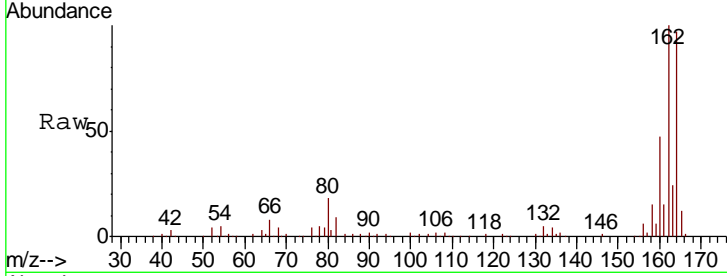




#38
 Acenaphthene-d10
 Concen: 20.000 ng
 RT: 9.72 min Scan# 1298
 Delta R.T. -0.01 min
 Lab File: BF109667.D
 Acq: 9 Oct 2018 00:17

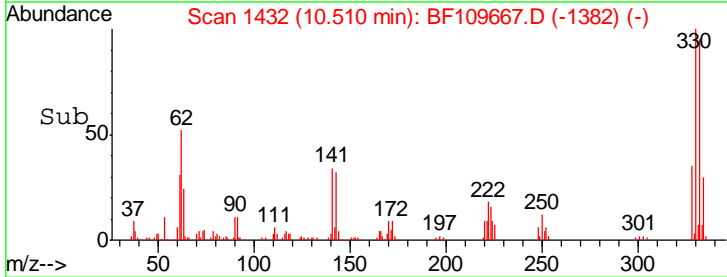
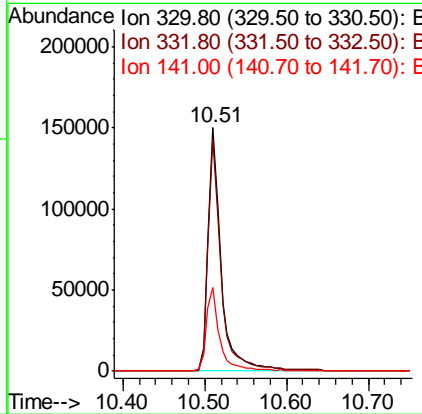
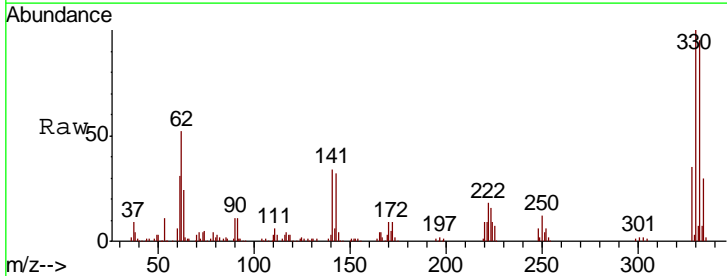
Instrument :
 BNA_F
 ClientSampled :
 TRACK-D-4

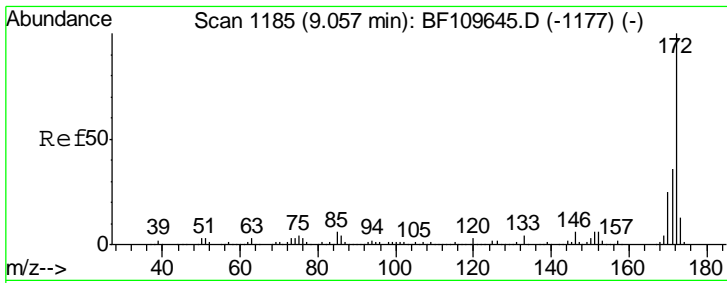
Tgt Ion	Resp	Lower	Upper
164	100		
162	102.9	83.0	124.6
160	47.9	37.0	55.6



#41
 2,4,6-Tribromophenol
 Concen: 95.201 ng
 RT: 10.51 min Scan# 1432
 Delta R.T. -0.01 min
 Lab File: BF109667.D
 Acq: 9 Oct 2018 00:17

Tgt Ion	Resp	Lower	Upper
330	100		
332	95.1	77.1	115.7
141	34.6	27.0	40.4

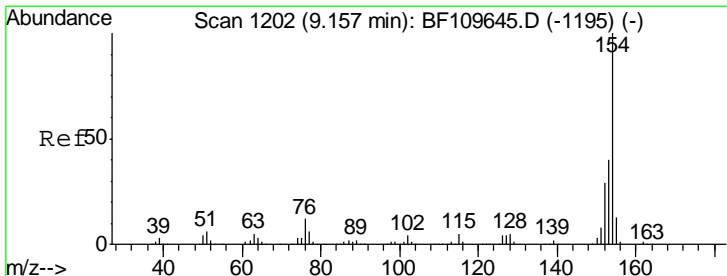
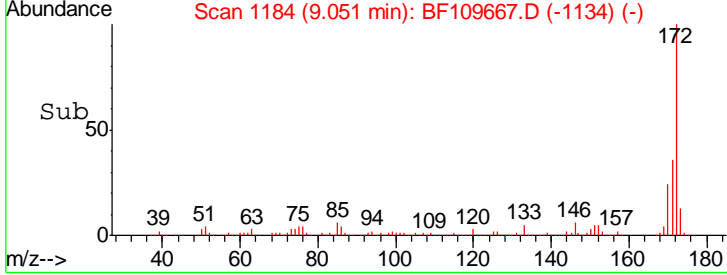
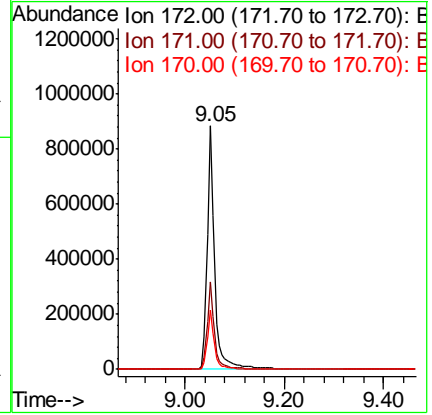
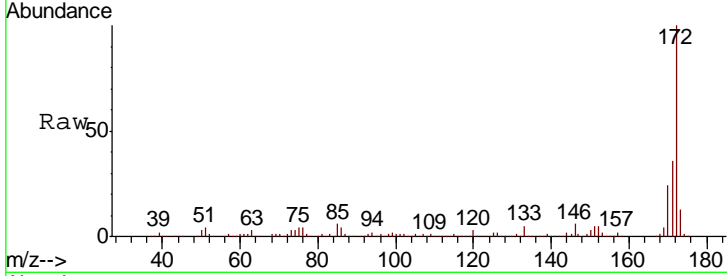




#44
 2-Fluorobiphenyl
 Concen: 78.626 ng
 RT: 9.05 min Scan# 1184
 Delta R.T. -0.01 min
 Lab File: BF109667.D
 Acq: 9 Oct 2018 00:17

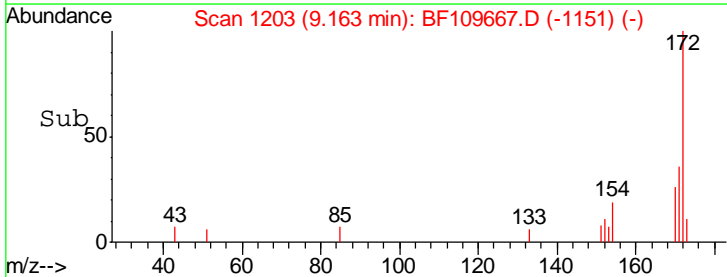
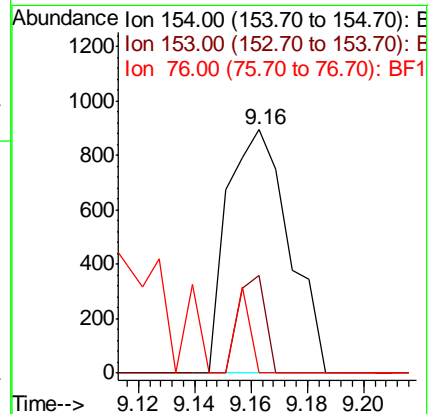
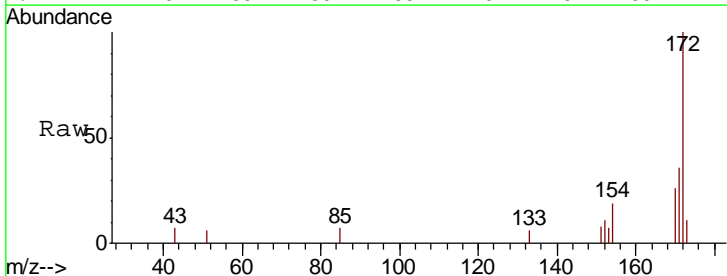
Instrument :
 BNA_F
 ClientSampled :
 TRACK-D-4

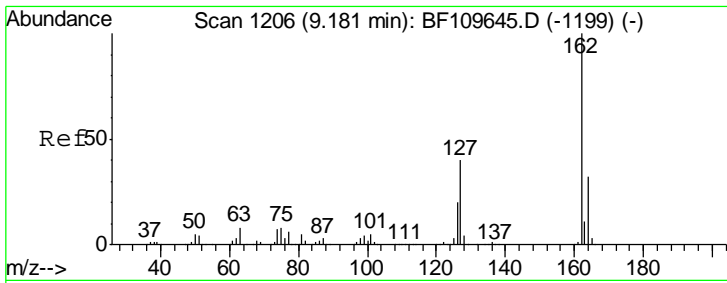
Tgt Ion	Resp	Lower	Upper
172	100		
171	35.8	28.6	43.0
170	24.1	19.7	29.5



#45
 1,1'-Biphenyl
 Concen: 0.093 ng
 RT: 9.16 min Scan# 1203
 Delta R.T. 0.01 min
 Lab File: BF109667.D
 Acq: 9 Oct 2018 00:17

Tgt Ion	Resp	Lower	Upper
154	100		
153	40.3	20.4	60.4
76	0.0	0.0	31.9

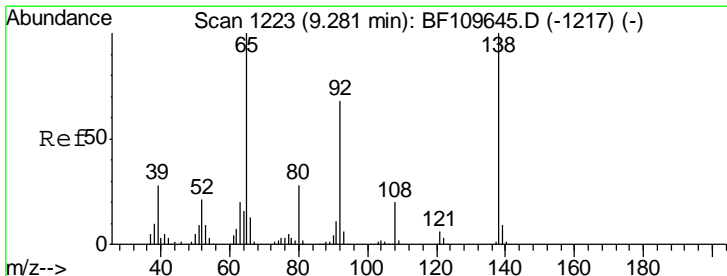
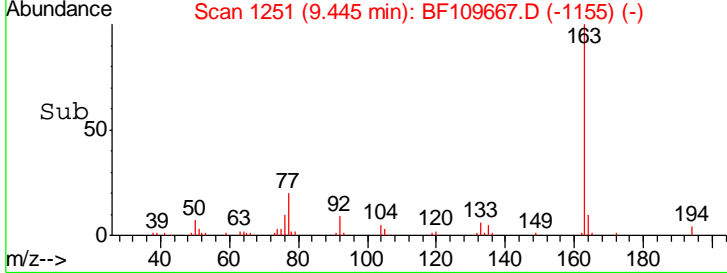
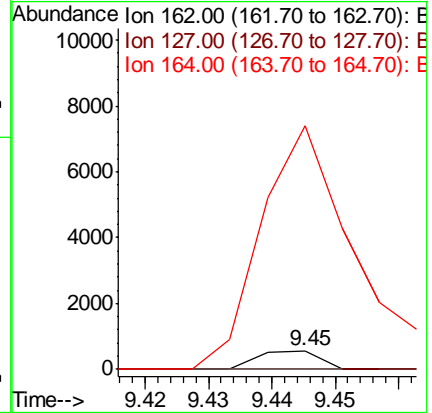
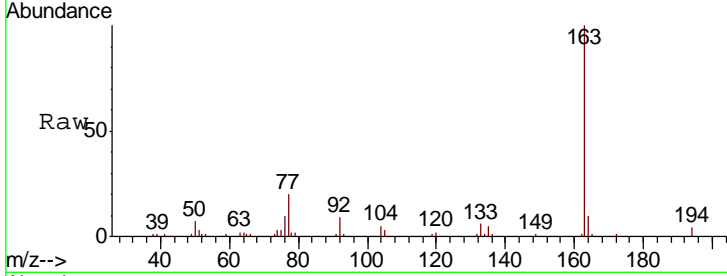




#46
 2-Chloronaphthalene
 Concen: 0.034 ng
 RT: 9.45 min Scan# 1251
 Delta R.T. 0.26 min
 Lab File: BF109667.D
 Acq: 9 Oct 2018 00:17

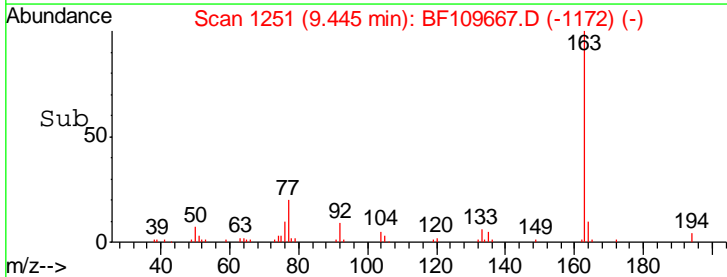
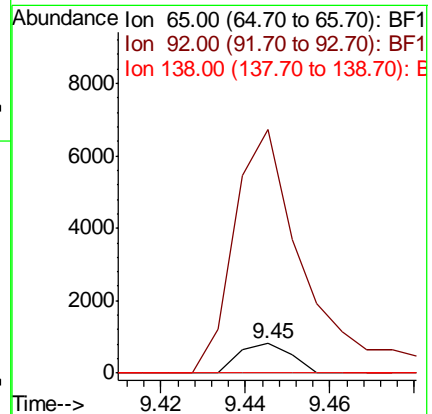
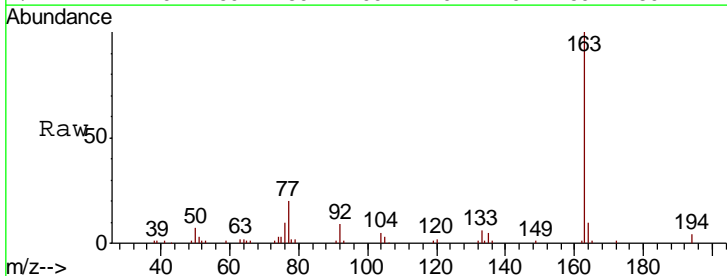
Instrument :
 BNA_F
 ClientSampled :
 TRACK-D-4

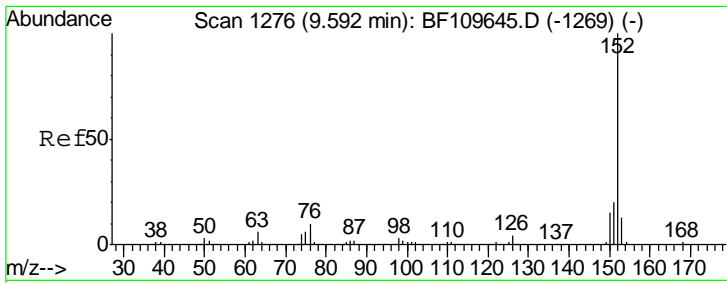
Tgt Ion	Resp	Lower	Upper
162	100		
127	0.0	32.6	48.8#
164	1328.2	25.9	38.9#



#47
 2-Nitroaniline
 Concen: 0.212 ng
 RT: 9.45 min Scan# 1251
 Delta R.T. 0.16 min
 Lab File: BF109667.D
 Acq: 9 Oct 2018 00:17

Tgt Ion	Resp	Lower	Upper
65	100		
92	821.2	54.6	81.8#
138	0.0	80.3	120.5#



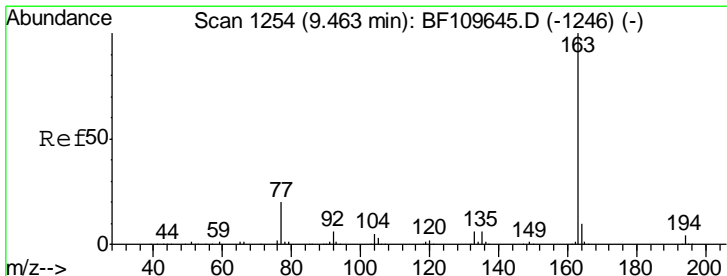
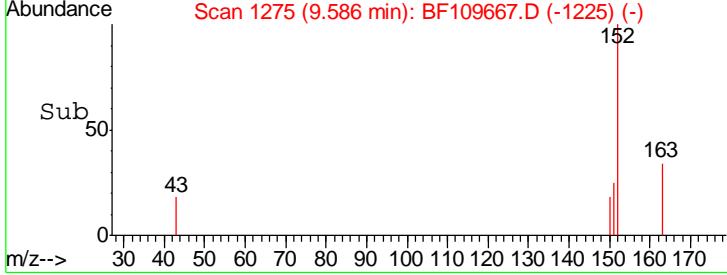
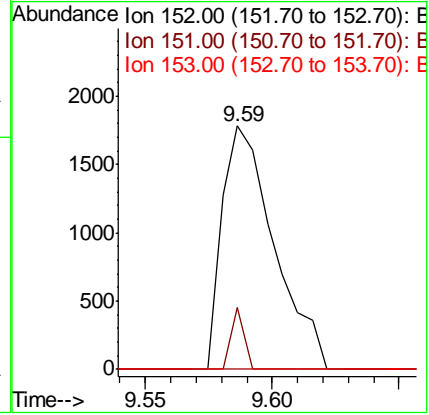
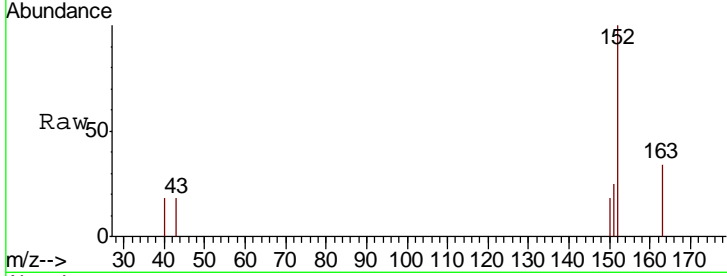


#48
 Acenaphthylene
 Concen: 0.160 ng
 RT: 9.59 min Scan# 1275
 Delta R.T. -0.01 min
 Lab File: BF109667.D
 Acq: 9 Oct 2018 00:17

Instrument :
 BNA_F
 ClientSampled :
 TRACK-D-4

Tgt Ion:152 Resp: 2544

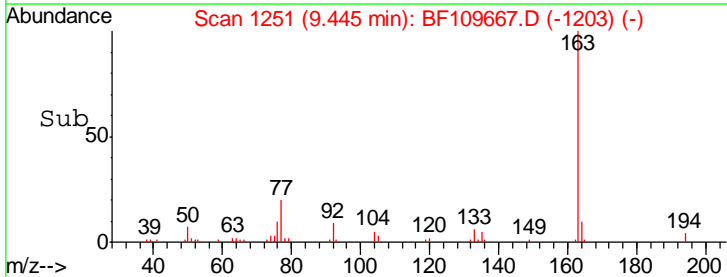
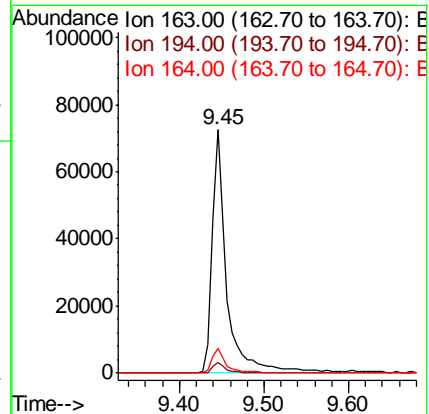
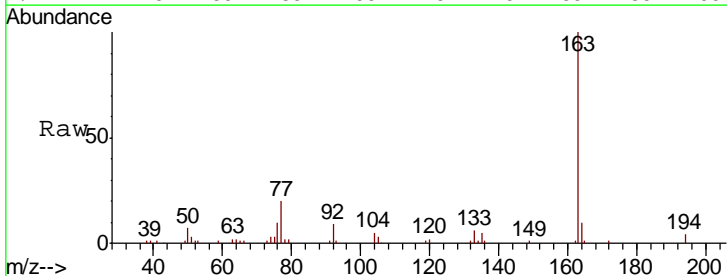
Ion	Ratio	Lower	Upper
152	100		
151	25.3	15.8	23.8#
153	0.0	10.4	15.6#

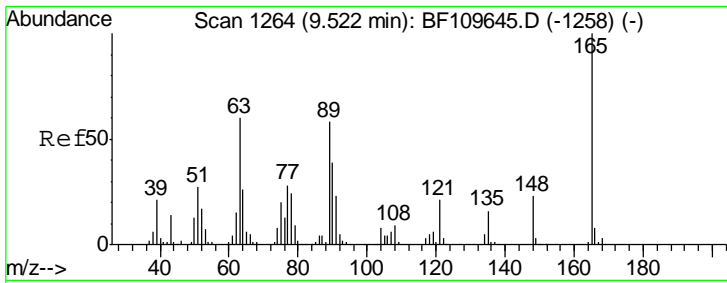


#49
 Dimethylphthalate
 Concen: 7.380 ng
 RT: 9.45 min Scan# 1251
 Delta R.T. -0.02 min
 Lab File: BF109667.D
 Acq: 9 Oct 2018 00:17

Tgt Ion:163 Resp: 88065

Ion	Ratio	Lower	Upper
163	100		
194	4.2	3.2	4.8
164	10.2	8.1	12.1

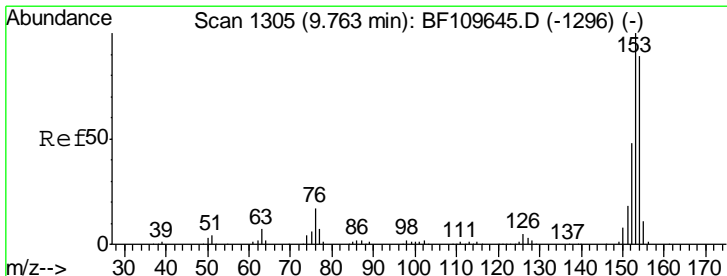
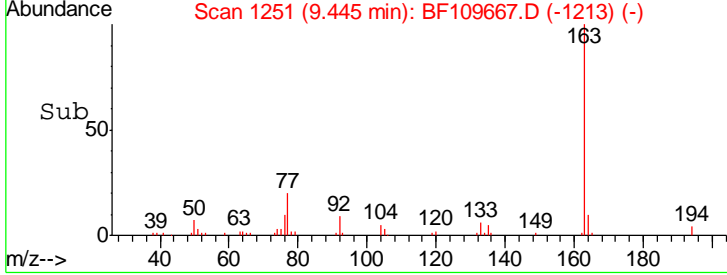
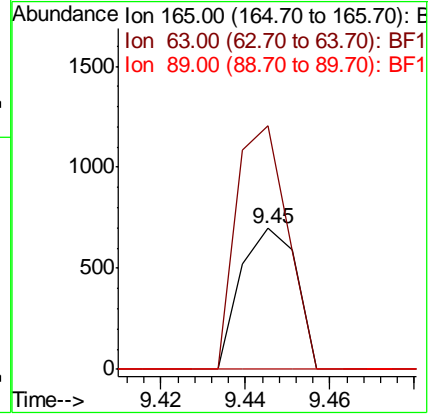
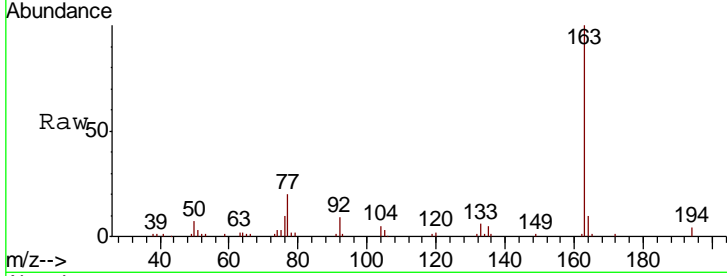




#50
 2,6-Dinitrotoluene
 Concen: 0.247 ng
 RT: 9.45 min Scan# 1251
 Delta R.T. -0.08 min
 Lab File: BF109667.D
 Acq: 9 Oct 2018 00:17

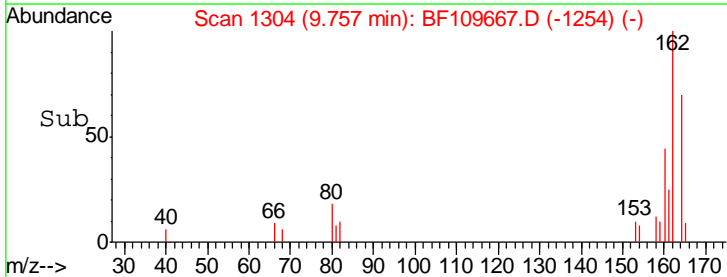
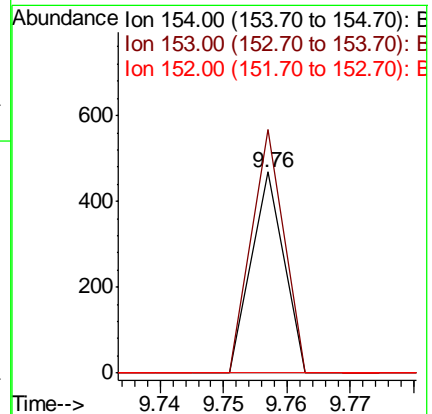
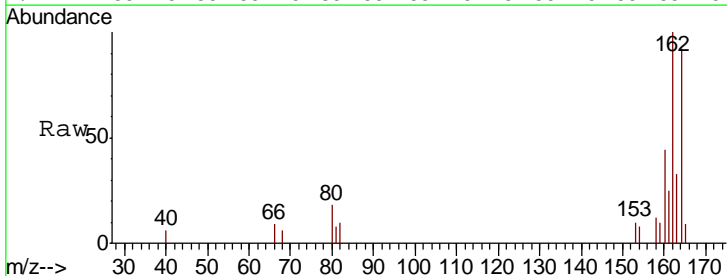
Instrument :
 BNA_F
 ClientSampled :
 TRACK-D-4

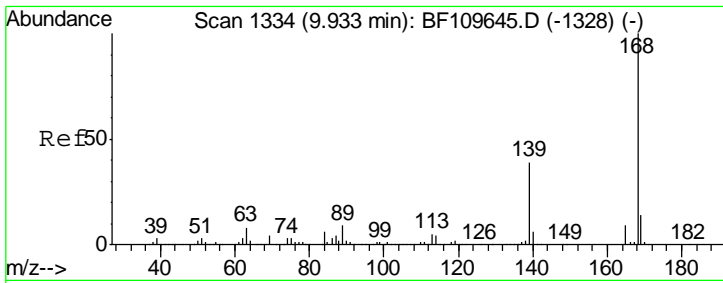
Tgt Ion	Resp	Lower	Upper
165	100		
63	172.6	48.9	73.3#
89	0.0	46.6	69.8#



#51
 Acenaphthene
 Concen: 0.018 ng
 RT: 9.76 min Scan# 1304
 Delta R.T. -0.01 min
 Lab File: BF109667.D
 Acq: 9 Oct 2018 00:17

Tgt Ion	Resp	Lower	Upper
154	100		
153	121.2	90.1	135.1
152	0.0	43.4	65.2#

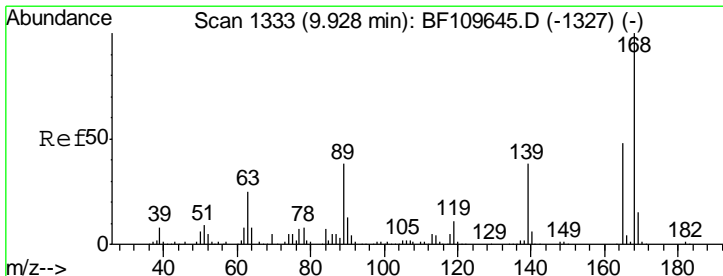
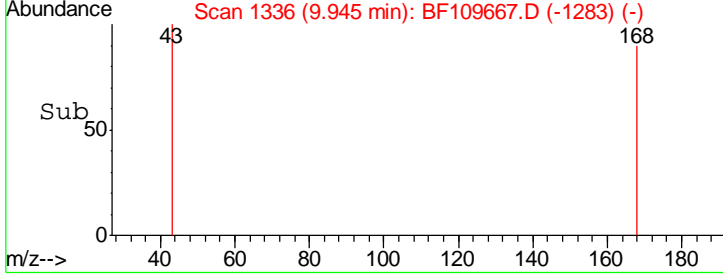
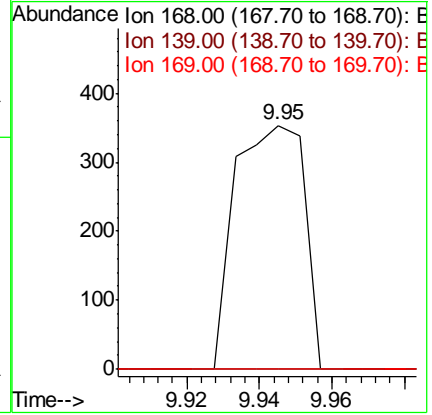
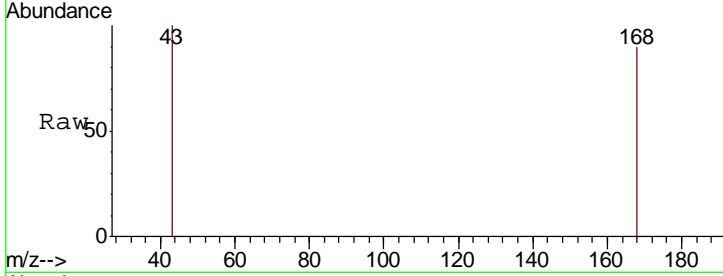




#54
 Dibenzofuran
 Concen: 0.033 ng
 RT: 9.95 min Scan# 1336
 Delta R.T. 0.01 min
 Lab File: BF109667.D
 Acq: 9 Oct 2018 00:17

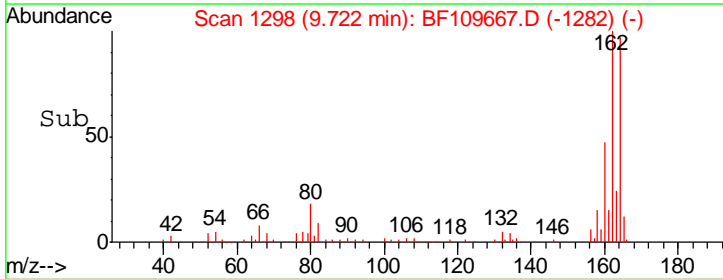
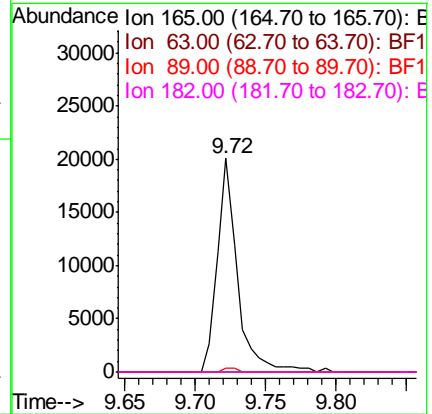
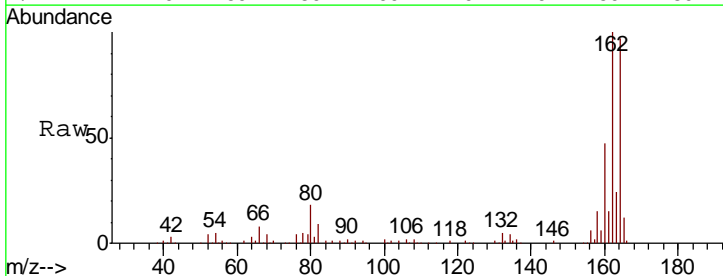
Instrument :
 BNA_F
 ClientSampleId :
 TRACK-D-4

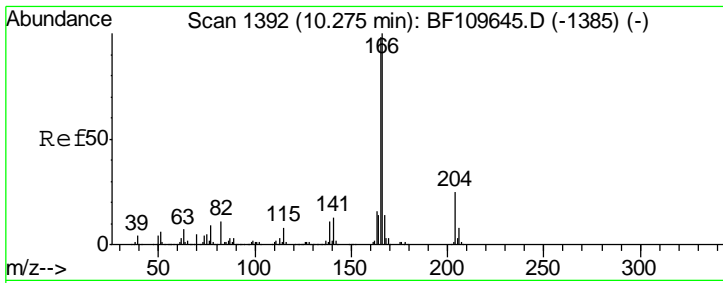
Tgt Ion	Resp	Lower	Upper
168	100		
139	0.0	33.0	49.6#
169	0.0	11.3	16.9#



#56
 2,4-Dinitrotoluene
 Concen: 6.214 ng
 RT: 9.72 min Scan# 1298
 Delta R.T. -0.21 min
 Lab File: BF109667.D
 Acq: 9 Oct 2018 00:17

Tgt Ion	Resp	Lower	Upper
165	100		
63	0.0	44.8	67.2#
89	1.9	62.2	93.4#
182	0.0	2.1	3.1#

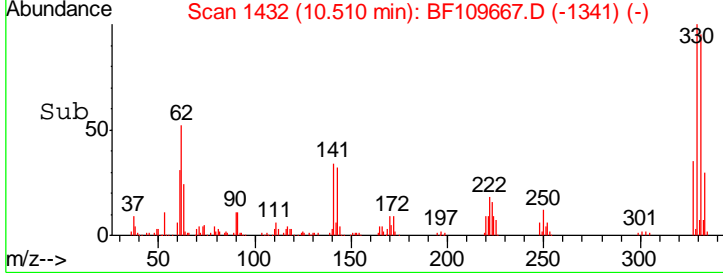
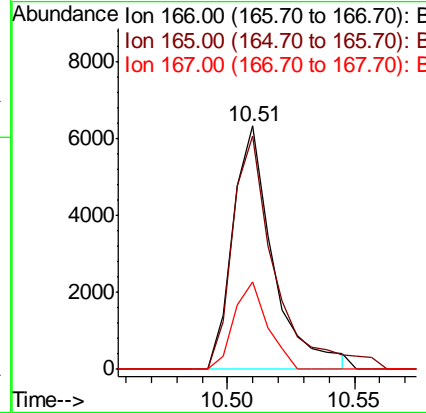
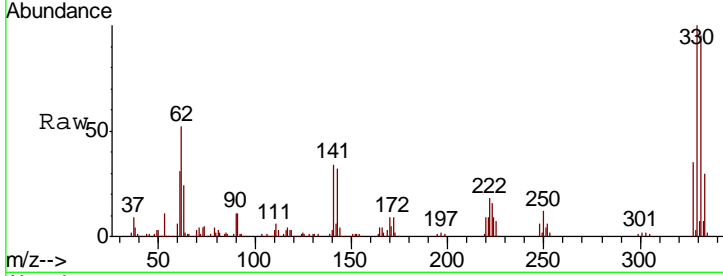




#57
 Fluorene
 Concen: 0.662 ng
 RT: 10.51 min Scan# 1432
 Delta R.T. 0.24 min
 Lab File: BF109667.D
 Acq: 9 Oct 2018 00:17

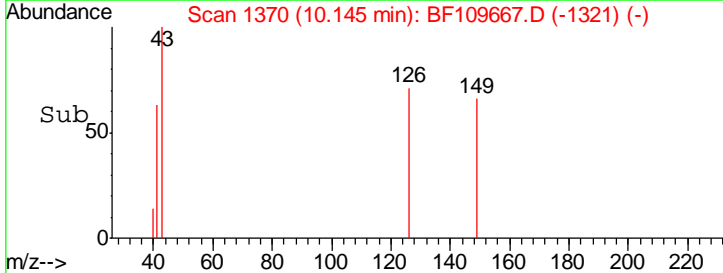
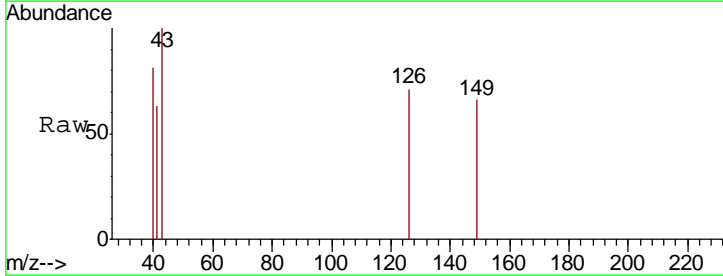
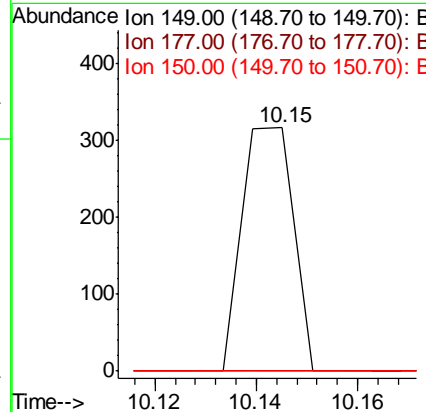
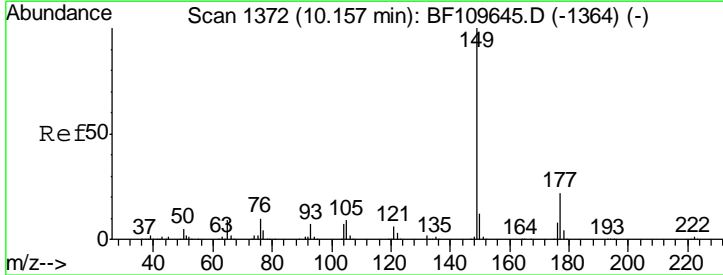
Instrument :
 BNA_F
 ClientSampled :
 TRACK-D-4

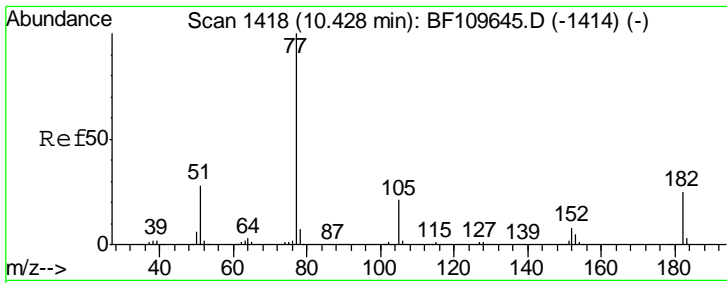
Tgt Ion	Resp	Lower	Upper
166	100		
165	95.8	78.6	117.8
167	36.1	10.8	16.2#



#59
 Diethylphthalate
 Concen: 0.019 ng
 RT: 10.15 min Scan# 1370
 Delta R.T. -0.01 min
 Lab File: BF109667.D
 Acq: 9 Oct 2018 00:17

Tgt Ion	Resp	Lower	Upper
149	100		
177	0.0	17.4	26.2#
150	0.0	9.8	14.8#

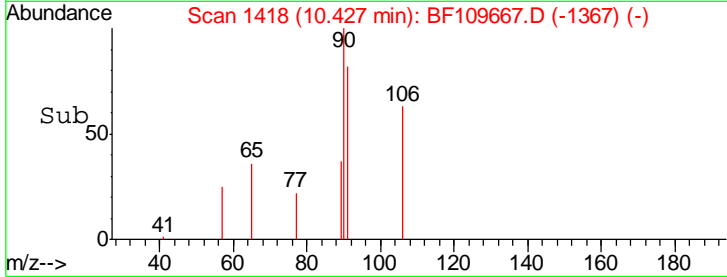
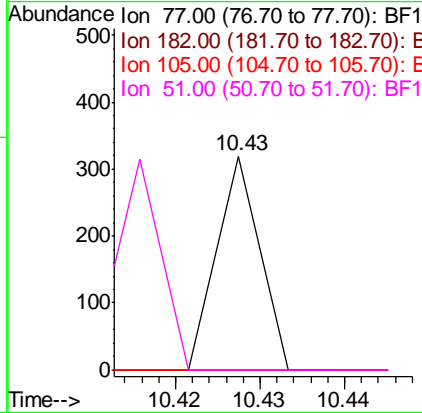
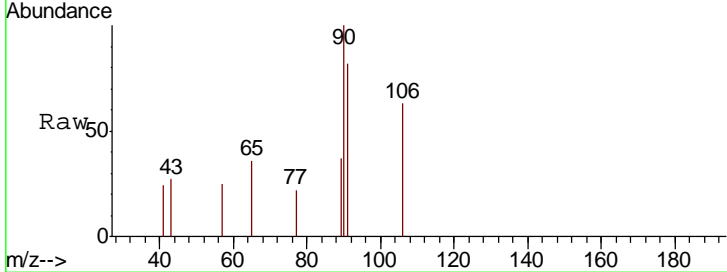




#62
 Azobenzene
 Concen: 0.009 ng
 RT: 10.43 min Scan# 1418
 Delta R.T. -0.00 min
 Lab File: BF109667.D
 Acq: 9 Oct 2018 00:17

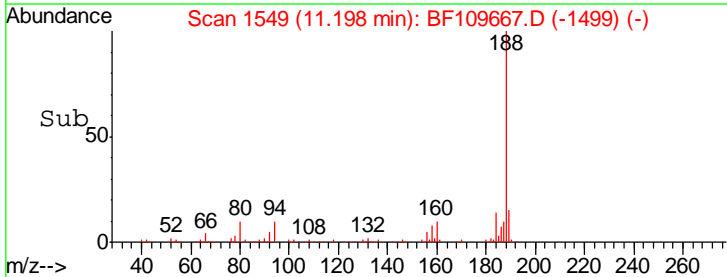
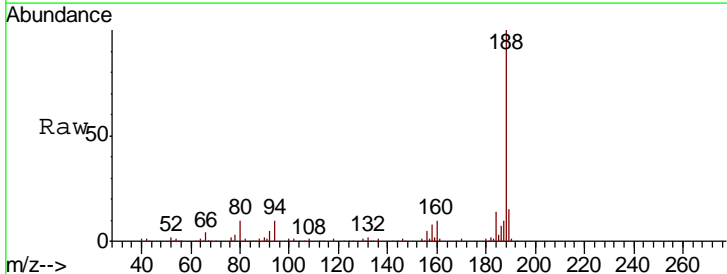
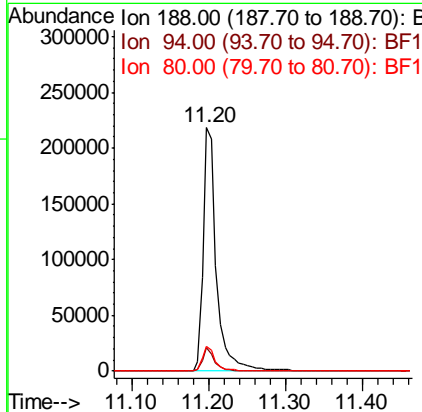
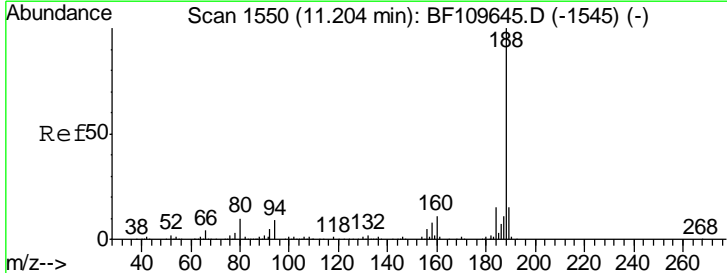
Instrument :
 BNA_F
 ClientSampled :
 TRACK-D-4

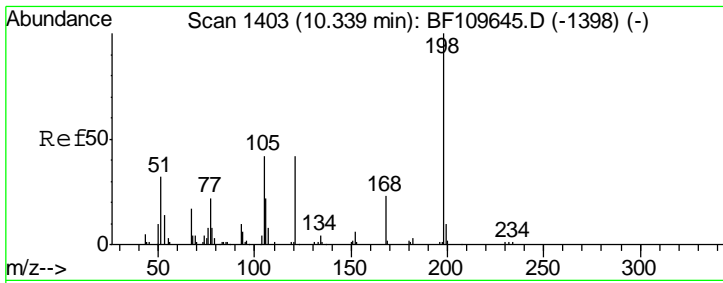
Tgt Ion	Resp	Lower	Upper
77	100		
182	0.0	4.3	44.3#
105	0.0	1.3	41.3#
51	0.0	9.0	49.0#



#63
 Phenanthrene-d10
 Concen: 20.000 ng
 RT: 11.20 min Scan# 1549
 Delta R.T. -0.01 min
 Lab File: BF109667.D
 Acq: 9 Oct 2018 00:17

Tgt Ion	Resp	Lower	Upper
188	100		
94	9.5	7.2	10.8
80	10.3	7.9	11.9

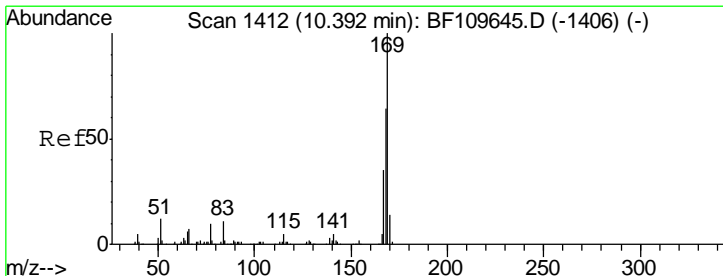
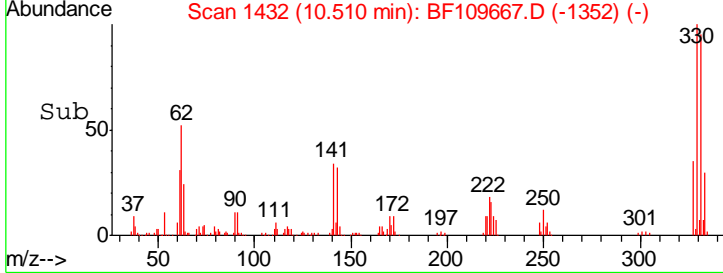
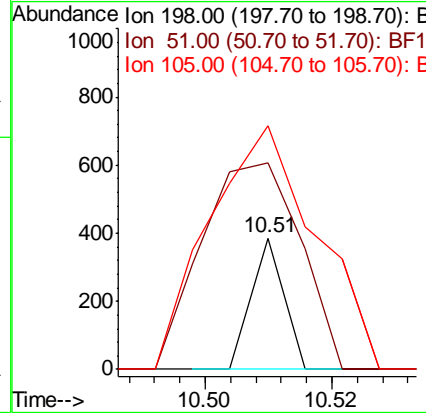
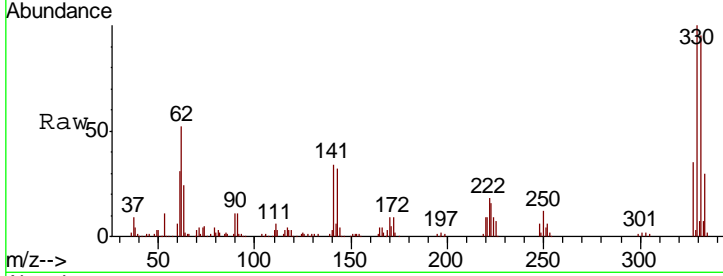




#64
 4,6-Dinitro-2-methylphenol
 Concen: 0.106 ng
 RT: 10.51 min Scan# 1432
 Delta R.T. 0.17 min
 Lab File: BF109667.D
 Acq: 9 Oct 2018 00:17

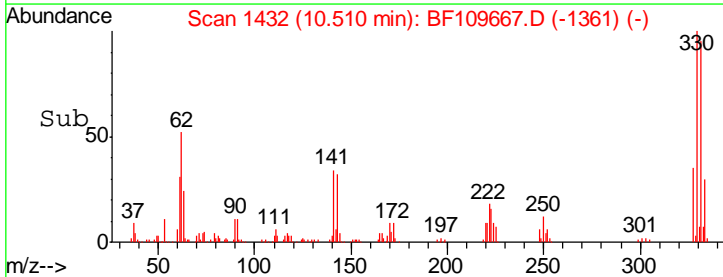
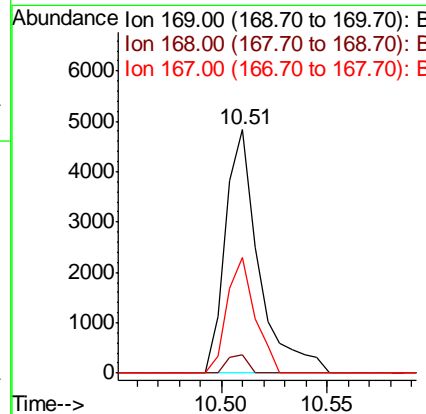
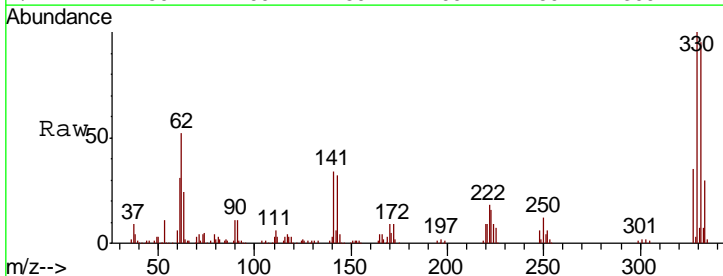
Instrument :
 BNA_F
 ClientSampleId :
 TRACK-D-4

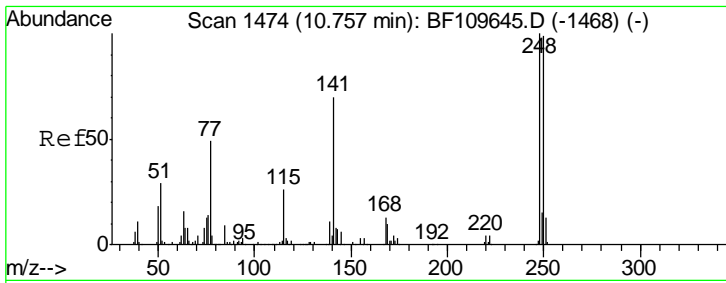
Tgt Ion	Resp	Lower	Upper
198	100		
51	157.1	22.8	62.8#
105	185.7	23.6	63.6#



#65
 n-Nitrosodiphenylamine
 Concen: 0.595 ng
 RT: 10.51 min Scan# 1432
 Delta R.T. 0.12 min
 Lab File: BF109667.D
 Acq: 9 Oct 2018 00:17

Tgt Ion	Resp	Lower	Upper
169	100		
168	7.4	51.2	76.8#
167	47.3	27.8	41.6#

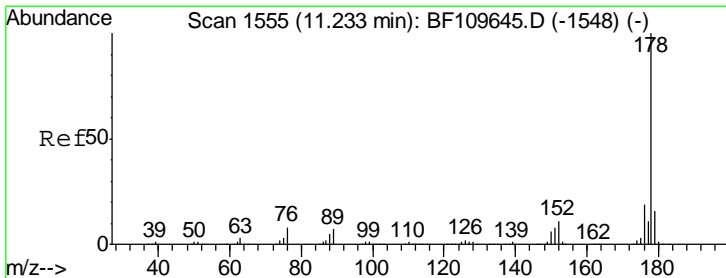
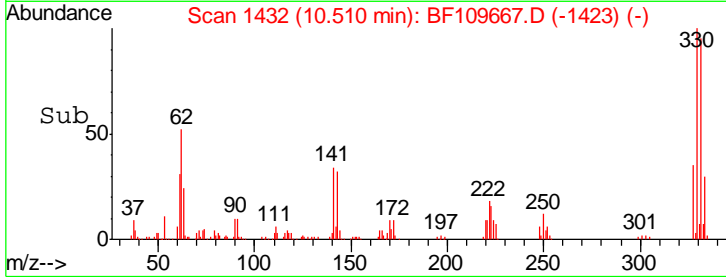
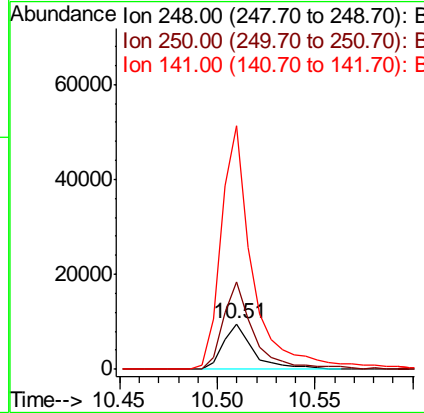
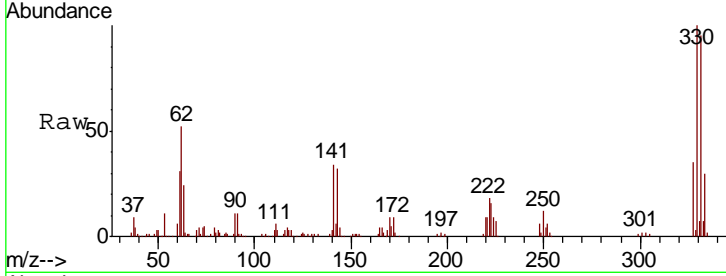




#66
 4-Bromophenyl-phenylether
 Concen: 3.381 ng
 RT: 10.51 min Scan# 1432
 Delta R.T. -0.25 min
 Lab File: BF109667.D
 Acq: 9 Oct 2018 00:17

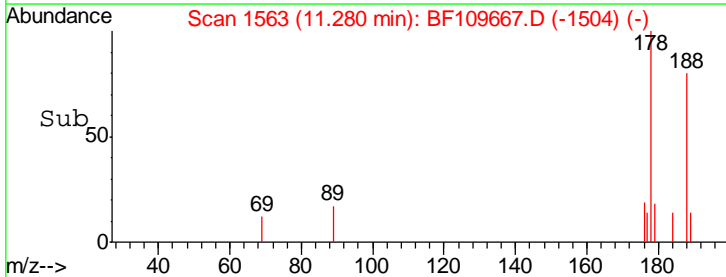
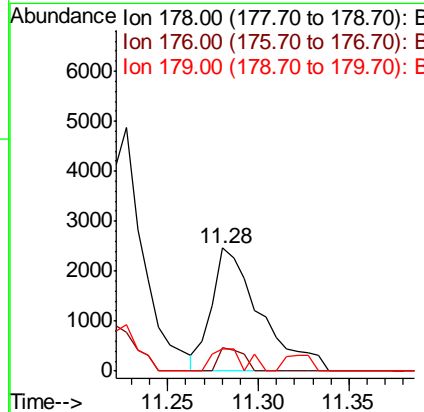
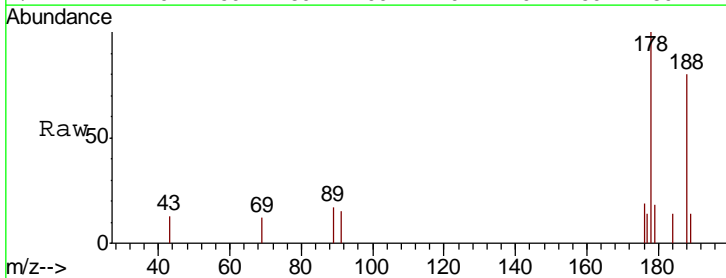
Instrument :
 BNA_F
 ClientSampled :
 TRACK-D-4

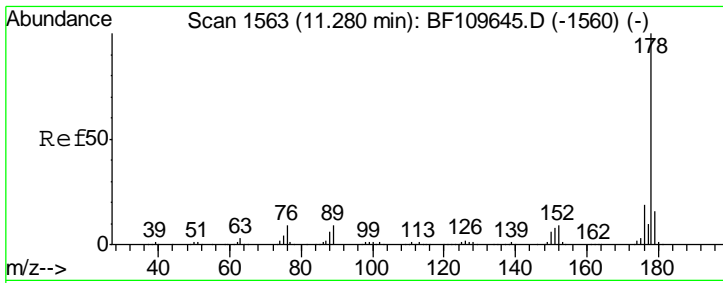
Tgt Ion	Resp	Lower	Upper
248	10231		
250	190.7	79.4	119.2#
141	531.0	55.9	83.9#



#70
 Phenanthrene
 Concen: 0.346 ng
 RT: 11.28 min Scan# 1563
 Delta R.T. 0.05 min
 Lab File: BF109667.D
 Acq: 9 Oct 2018 00:17

Tgt Ion	Resp	Lower	Upper
178	4564		
176	19.2	15.5	23.3
179	17.7	12.5	18.7

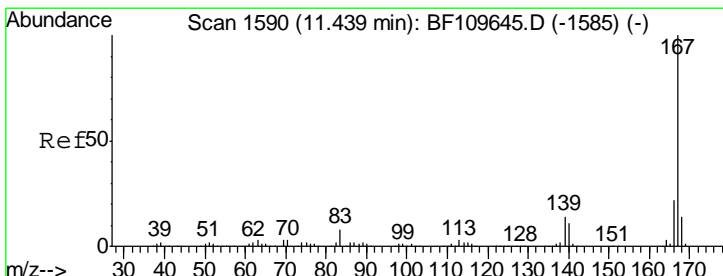
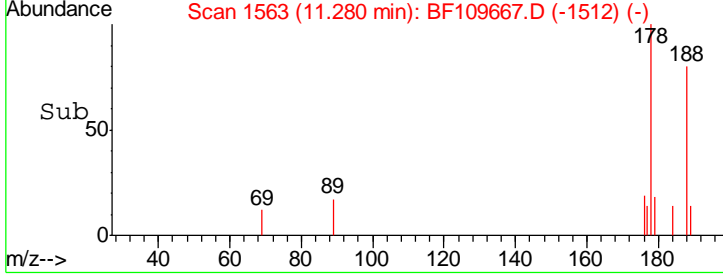
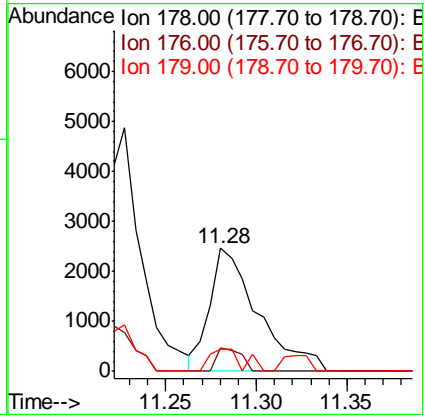
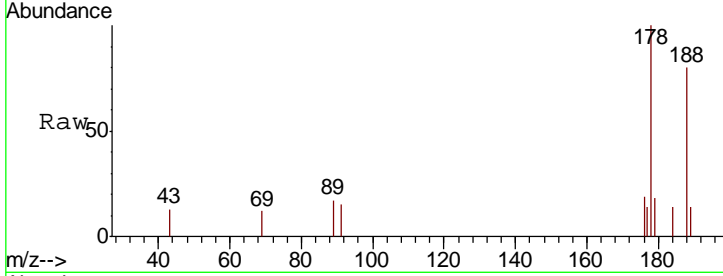




#71
 Anthracene
 Concen: 0.335 ng
 RT: 11.28 min Scan# 1563
 Delta R.T. -0.00 min
 Lab File: BF109667.D
 Acq: 9 Oct 2018 00:17

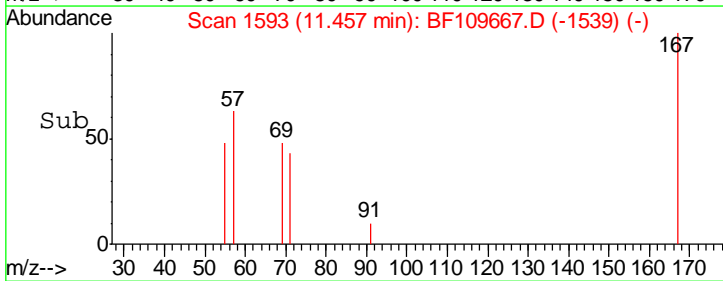
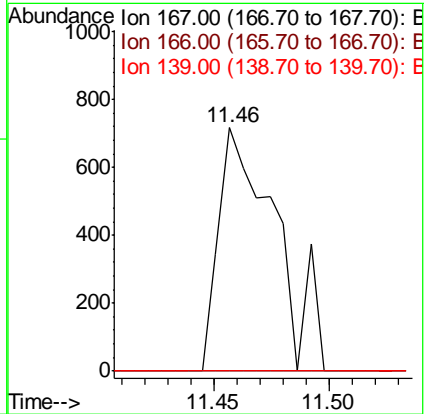
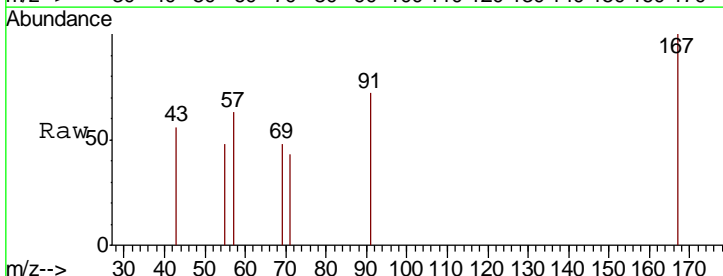
Instrument : BNA_F
 ClientSampled : TRACK-D-4

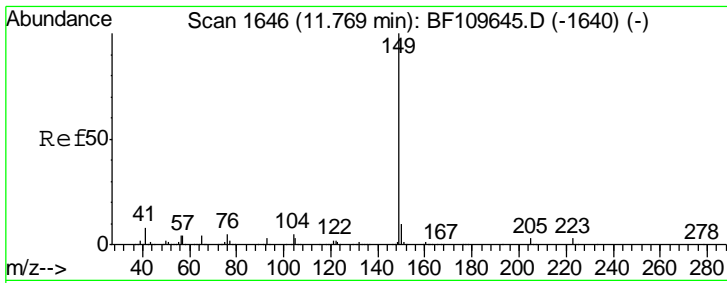
Tgt Ion	Resp	Lower	Upper
178	100		
176	19.2	15.4	23.2
179	17.7	12.6	18.8



#72
 Carbazole
 Concen: 0.093 ng
 RT: 11.46 min Scan# 1593
 Delta R.T. 0.02 min
 Lab File: BF109667.D
 Acq: 9 Oct 2018 00:17

Tgt Ion	Resp	Lower	Upper
167	100		
166	0.0	17.4	26.0#
139	0.0	10.9	16.3#

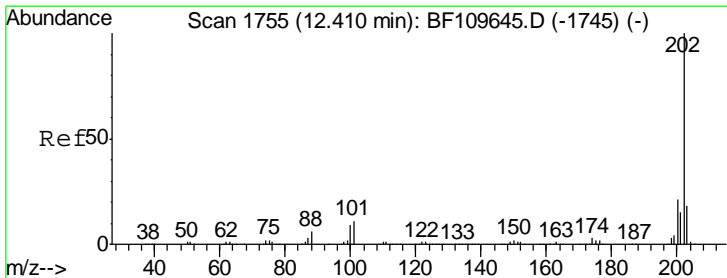
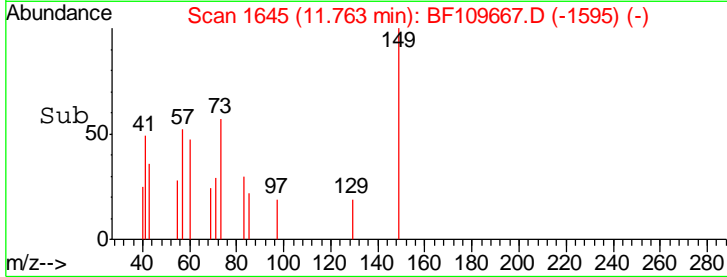
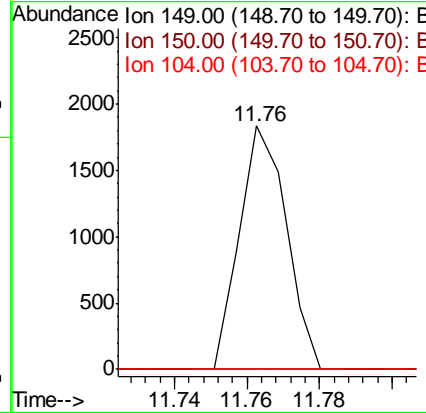
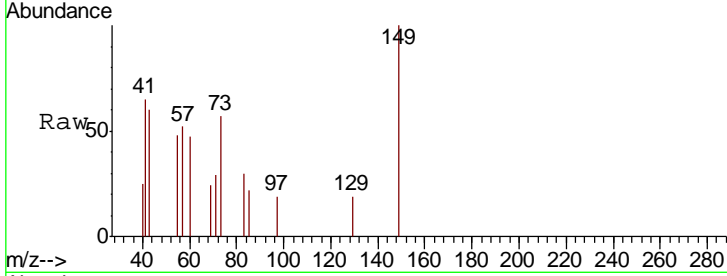




#73
 Di-n-butylphthalate
 Concen: 0.107 ng
 RT: 11.76 min Scan# 1645
 Delta R.T. -0.01 min
 Lab File: BF109667.D
 Acq: 9 Oct 2018 00:17

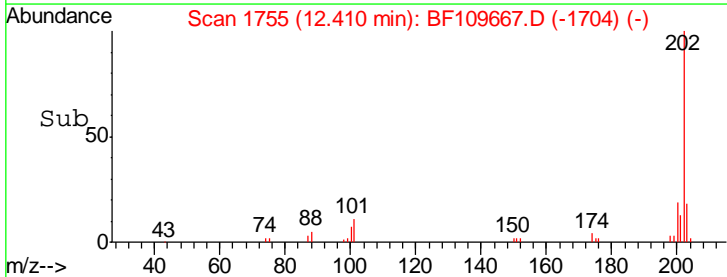
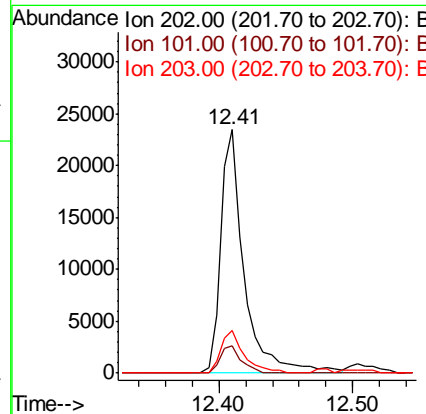
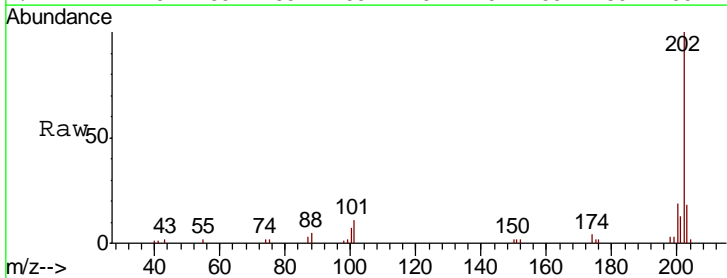
Instrument :
 BNA_F
 ClientSampled :
 TRACK-D-4

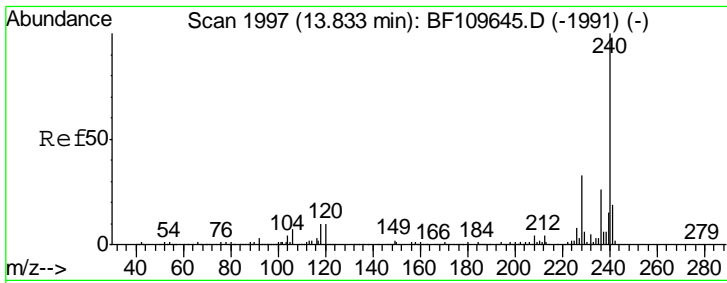
Tgt Ion	Resp	Lower	Upper
149	100		
150	0.0	7.7	11.5#
104	0.0	4.2	6.4#



#74
 Fluoranthene
 Concen: 2.106 ng
 RT: 12.41 min Scan# 1755
 Delta R.T. -0.00 min
 Lab File: BF109667.D
 Acq: 9 Oct 2018 00:17

Tgt Ion	Resp	Lower	Upper
202	100		
101	11.4	0.0	31.4
203	17.5	0.0	37.7

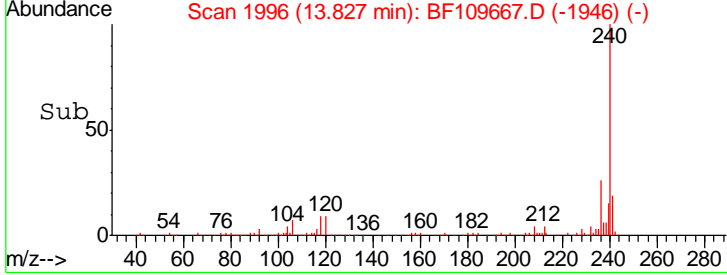
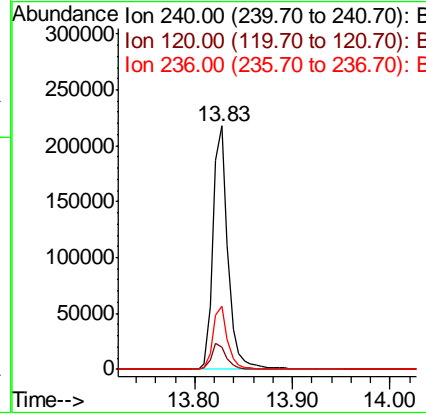
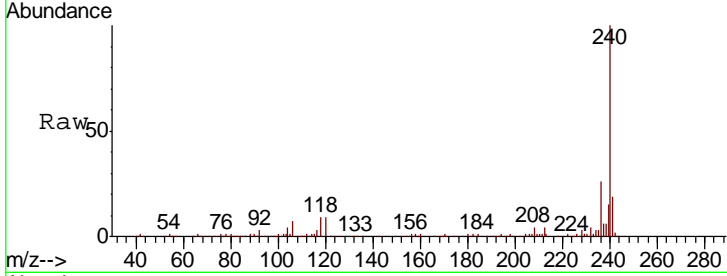




#75
 Chrysene-d12
 Concen: 20.000 ng
 RT: 13.83 min Scan# 1996
 Delta R.T. -0.01 min
 Lab File: BF109667.D
 Acq: 9 Oct 2018 00:17

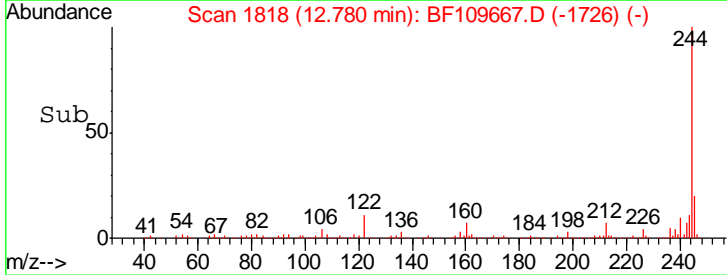
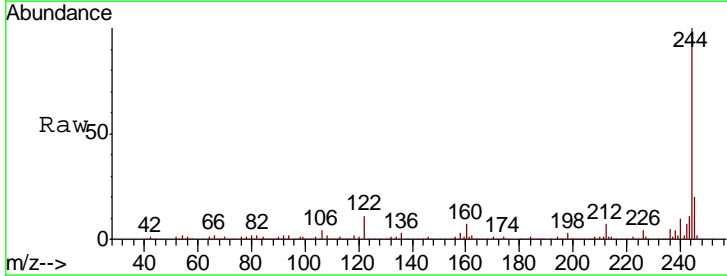
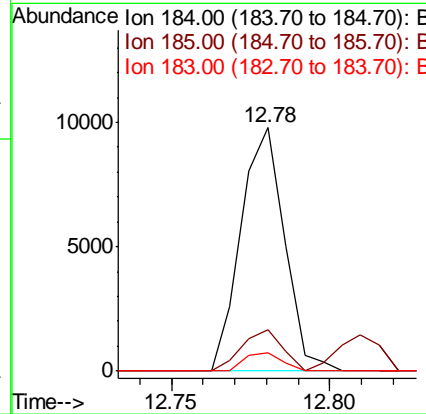
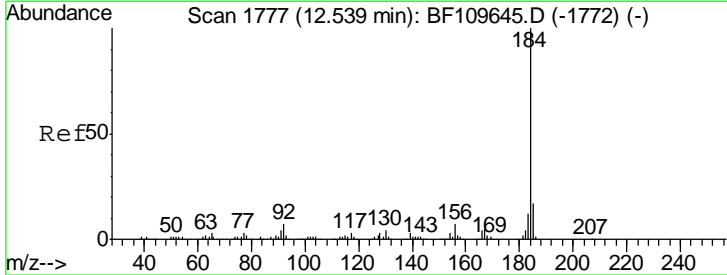
Instrument :
 BNA_F
 ClientSampled :
 TRACK-D-4

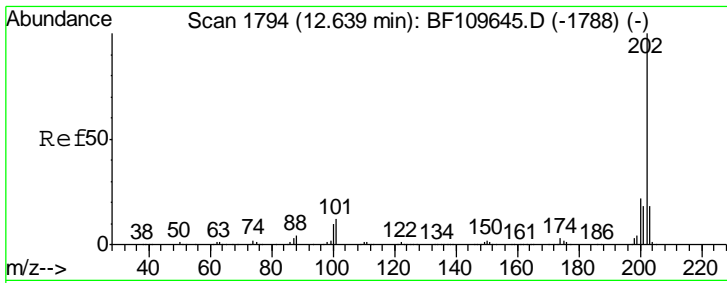
Tgt Ion	Resp	Lower	Upper
240	100		
120	9.2	8.3	12.5
236	25.8	21.2	31.8



#76
 Benzidine
 Concen: 1.087 ng
 RT: 12.78 min Scan# 1818
 Delta R.T. 0.24 min
 Lab File: BF109667.D
 Acq: 9 Oct 2018 00:17

Tgt Ion	Resp	Lower	Upper
184	100		
185	17.2	13.4	20.2
183	7.8	9.4	14.2#

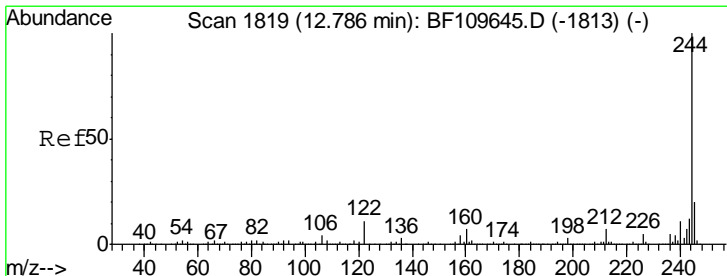
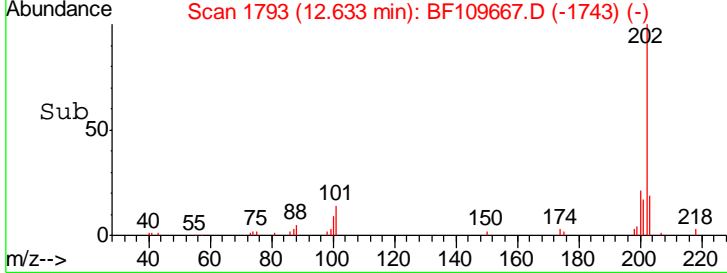
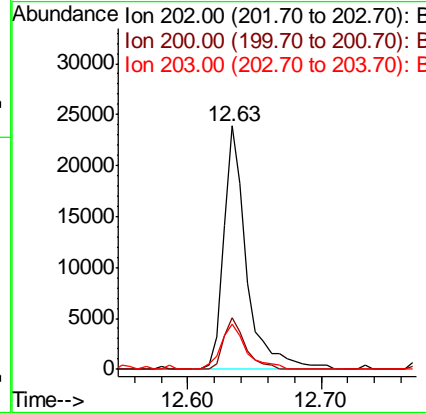
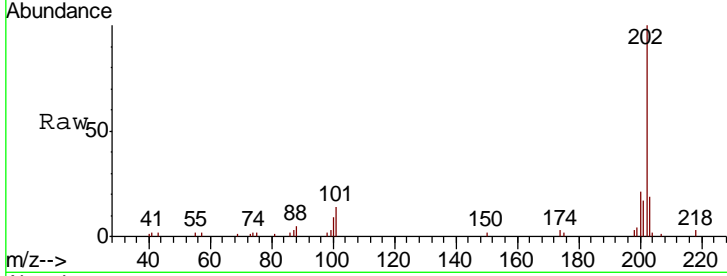




#77
 Pyrene
 Concen: 1.698 ng
 RT: 12.63 min Scan# 1793
 Delta R.T. -0.01 min
 Lab File: BF109667.D
 Acq: 9 Oct 2018 00:17


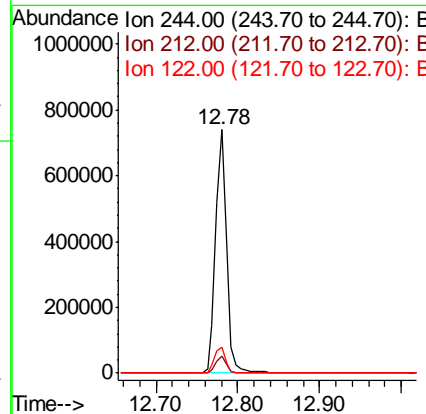
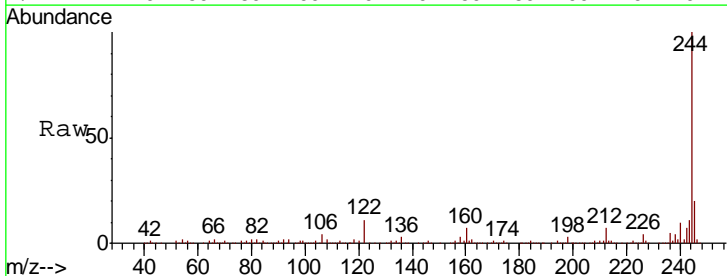
Instrument :
 BNA_F
 ClientSampled :
 TRACK-D-4

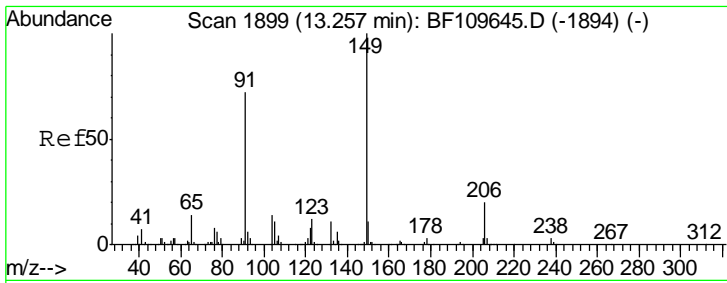
Tgt Ion	Resp	Lower	Upper
202	100		
200	20.9	17.8	26.6
203	18.7	14.2	21.4



#78
 Terphenyl-d14
 Concen: 58.073 ng
 RT: 12.78 min Scan# 1818
 Delta R.T. -0.01 min
 Lab File: BF109667.D
 Acq: 9 Oct 2018 00:17

Tgt Ion	Resp	Lower	Upper
244	100		
212	7.2	5.8	8.8
122	10.8	8.7	13.1

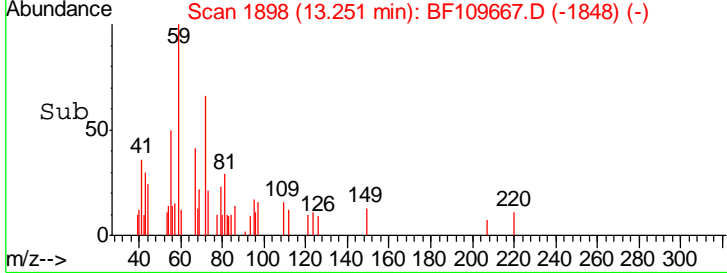
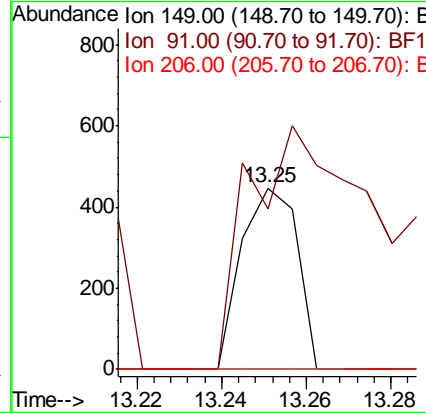
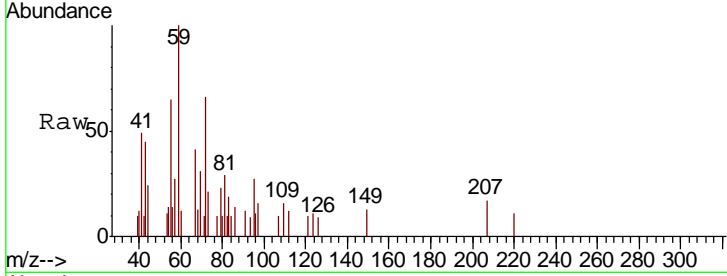




#79
 Butylbenzylphthalate
 Concen: 0.056 ng
 RT: 13.25 min Scan# 1898
 Delta R.T. -0.01 min
 Lab File: BF109667.D
 Acq: 9 Oct 2018 00:17

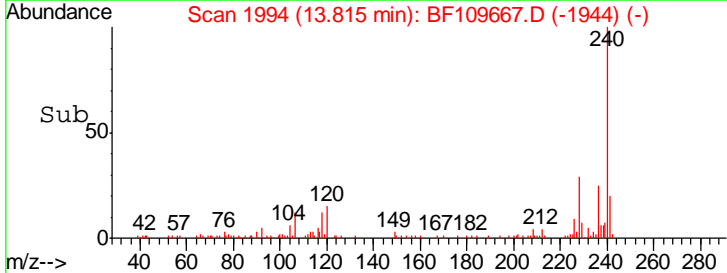
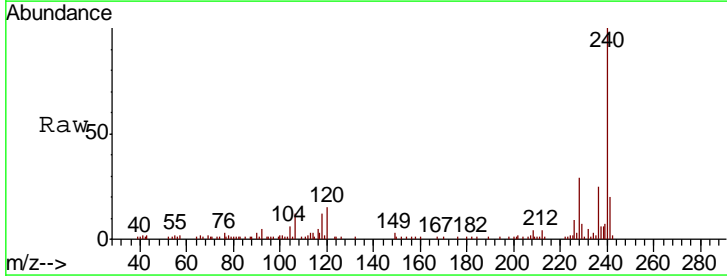
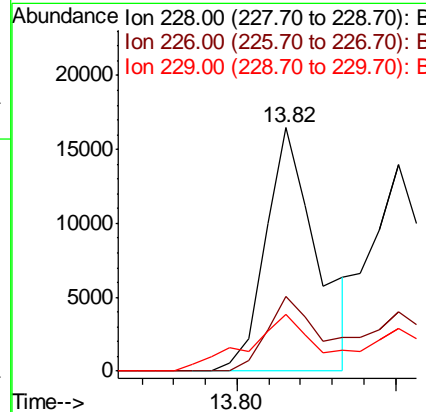
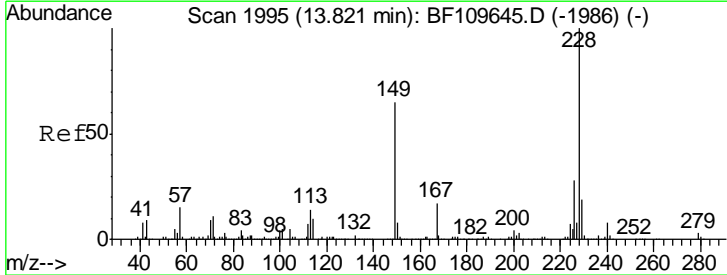
Instrument :
 BNA_F
 ClientSampleId :
 TRACK-D-4

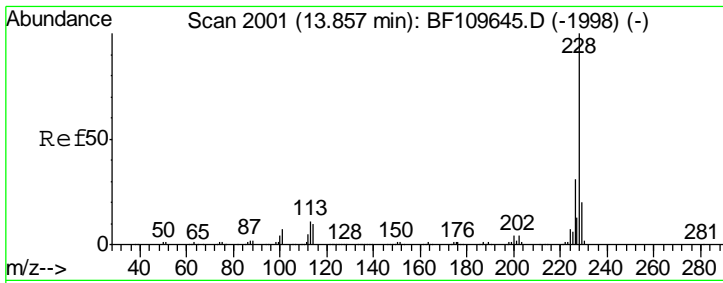
Tgt Ion	Resp	Lower	Upper
149	100		
91	88.6	57.2	85.8#
206	0.0	15.7	23.5#



#80
 Benzo(a)anthracene
 Concen: 1.456 ng
 RT: 13.82 min Scan# 1994
 Delta R.T. -0.01 min
 Lab File: BF109667.D
 Acq: 9 Oct 2018 00:17

Tgt Ion	Resp	Lower	Upper
228	100		
226	30.6	22.1	33.1
229	23.3	15.6	23.4

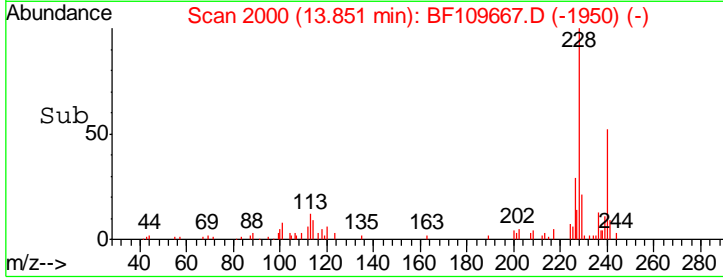
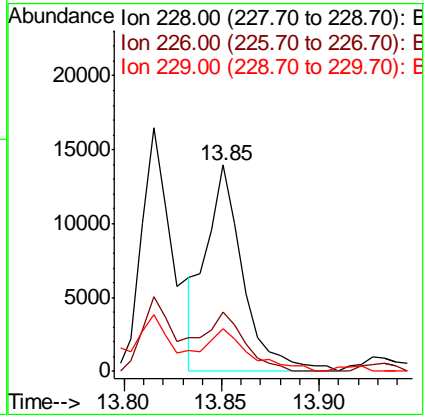
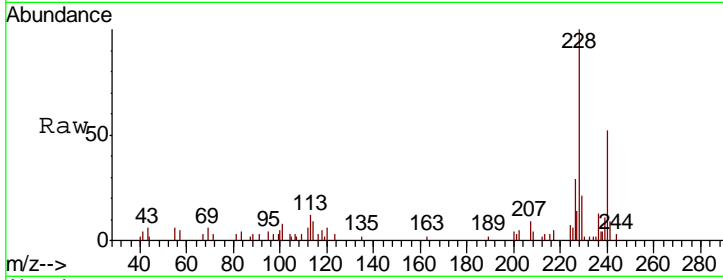




#82
 Chrysene
 Concen: 1.365 ng
 RT: 13.85 min Scan# 2000
 Delta R.T. -0.01 min
 Lab File: BF109667.D
 Acq: 9 Oct 2018 00:17

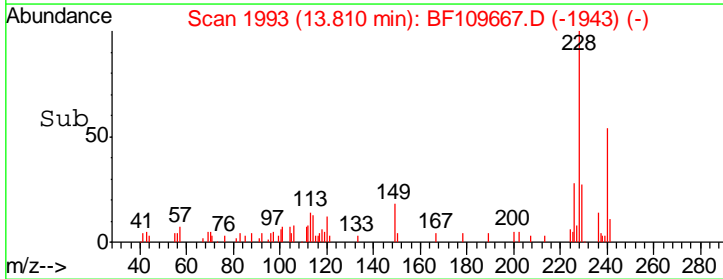
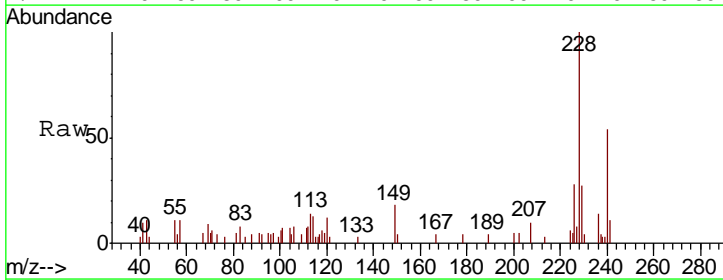
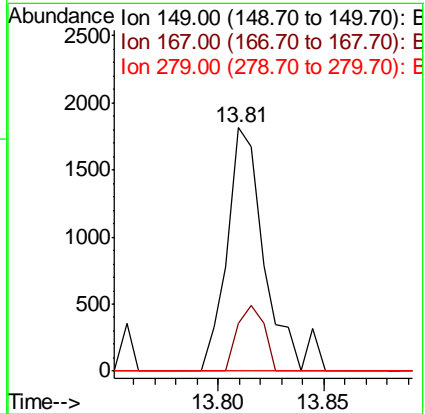
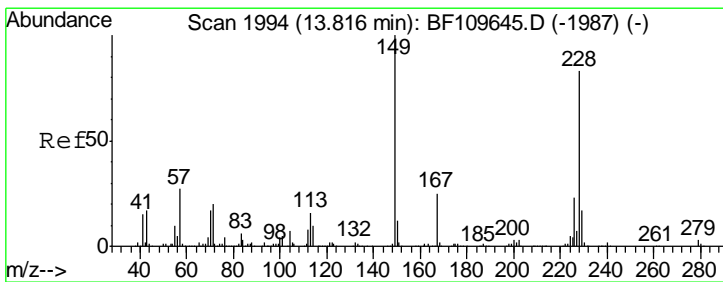
Instrument :
 BNA_F
 ClientSampled :
 TRACK-D-4

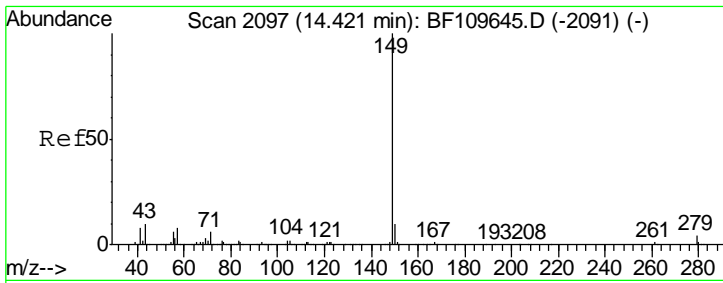
Tgt Ion	Resp	Lower	Upper
228	18281		
226	28.9	24.7	37.1
229	20.8	15.9	23.9



#83
 Bis(2-ethylhexyl)phthalate
 Concen: 0.252 ng
 RT: 13.81 min Scan# 1993
 Delta R.T. -0.01 min
 Lab File: BF109667.D
 Acq: 9 Oct 2018 00:17

Tgt Ion	Resp	Lower	Upper
149	2252		
167	19.5	19.8	29.8#
279	0.0	2.7	4.1#

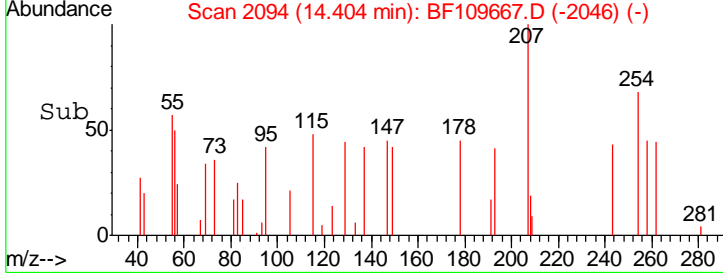
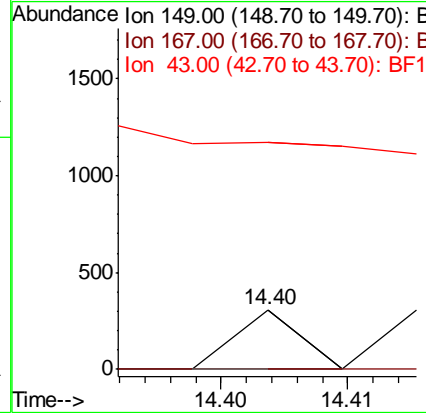
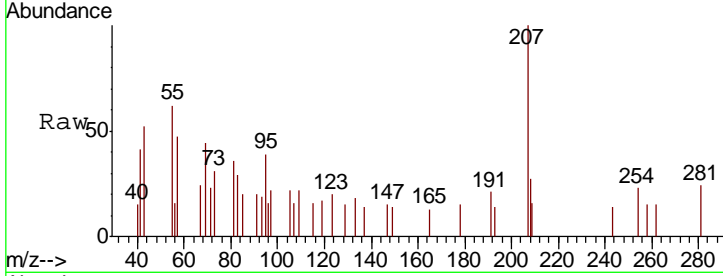




#84
 Di-n-octyl phthalate
 Concen: 0.008 ng
 RT: 14.40 min Scan# 2094
 Delta R.T. -0.02 min
 Lab File: BF109667.D
 Acq: 9 Oct 2018 00:17

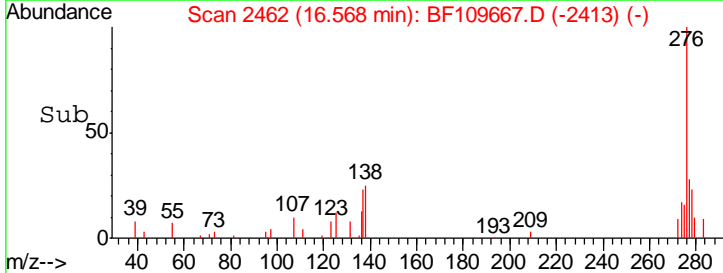
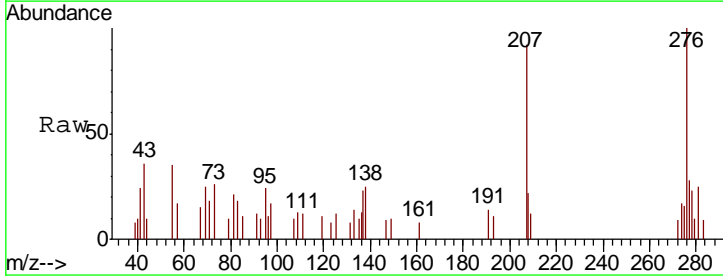
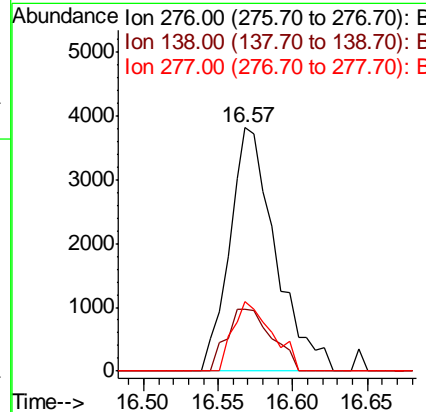
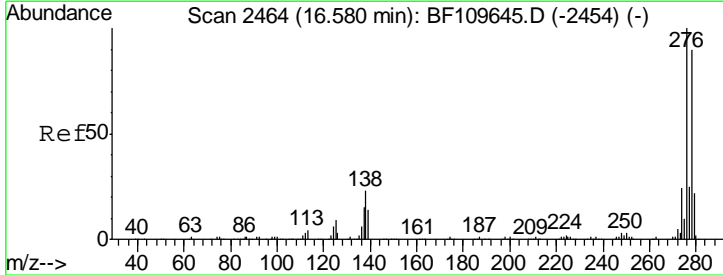
Instrument :
 BNA_F
 ClientSampled :
 TRACK-D-4

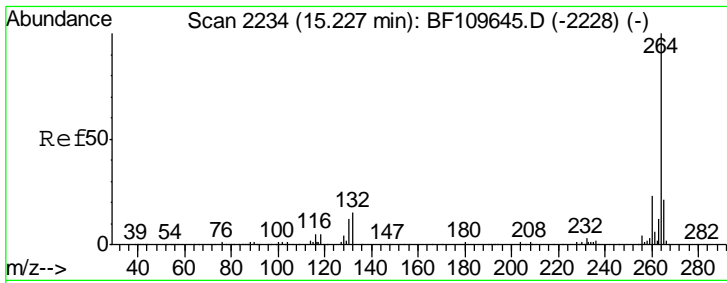
Tgt Ion	Resp	Lower	Upper
149	109		
167	0.0	1.1	1.7#
43	0.0	7.8	11.8#



#85
 Indeno(1,2,3-cd)pyrene
 Concen: 0.850 ng
 RT: 16.57 min Scan# 2462
 Delta R.T. -0.01 min
 Lab File: BF109667.D
 Acq: 9 Oct 2018 00:17

Tgt Ion	Resp	Lower	Upper
276	8152		
276	100		
138	25.0	18.5	27.7
277	24.2	20.0	30.0

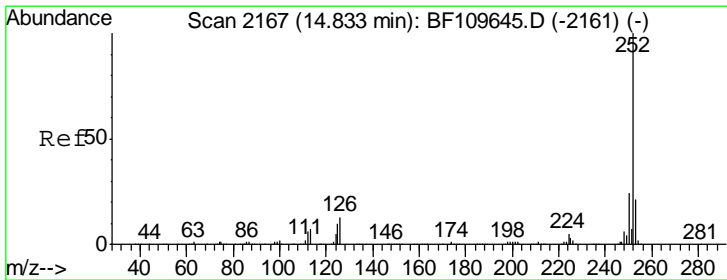
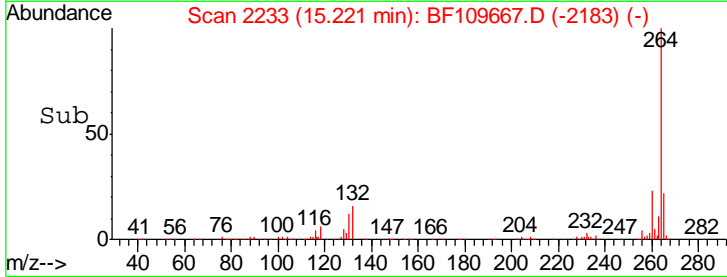
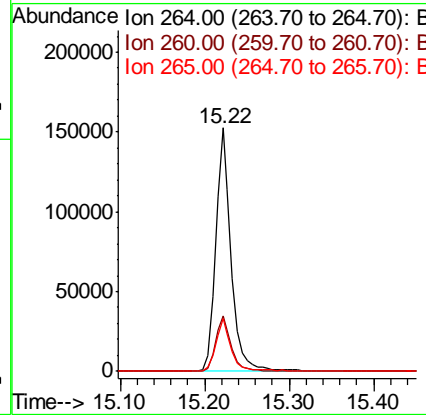
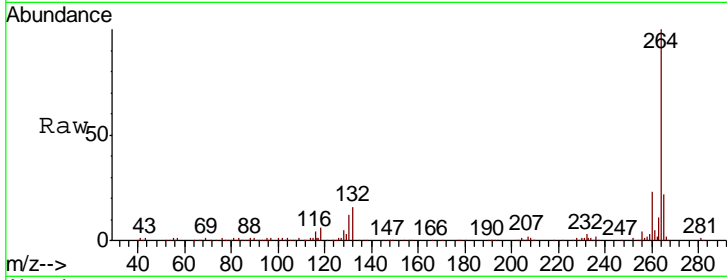




#86
 Perylene-d12
 Concen: 20.000 ng
 RT: 15.22 min Scan# 2233
 Delta R.T. -0.01 min
 Lab File: BF109667.D
 Acq: 9 Oct 2018 00:17

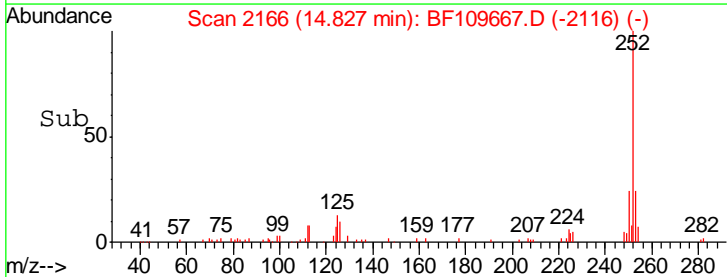
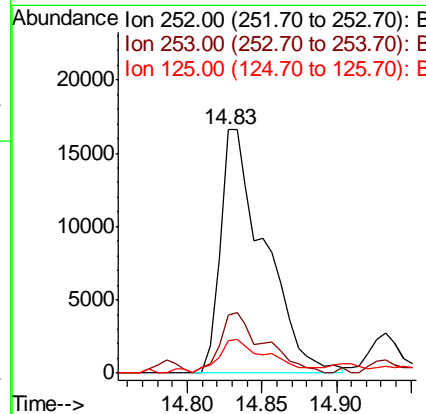
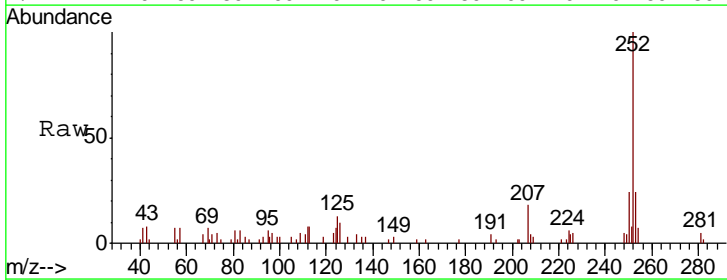
Instrument :
 BNA_F
 ClientSampled :
 TRACK-D-4

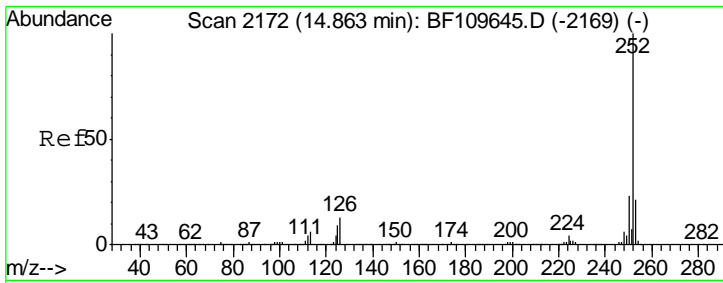
Tgt Ion	Resp	Lower	Upper
264	196572		
260	22.8	18.7	28.1
265	21.8	16.7	25.1



#87
 Benzo(b)fluoranthene
 Concen: 3.148 ng
 RT: 14.83 min Scan# 2166
 Delta R.T. -0.01 min
 Lab File: BF109667.D
 Acq: 9 Oct 2018 00:17

Tgt Ion	Resp	Lower	Upper
252	34198		
253	23.8	17.2	25.8
125	13.3	8.2	12.4#

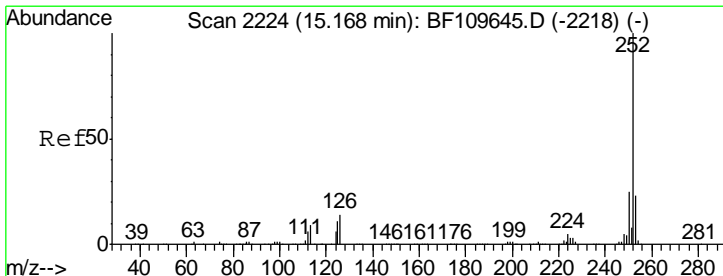
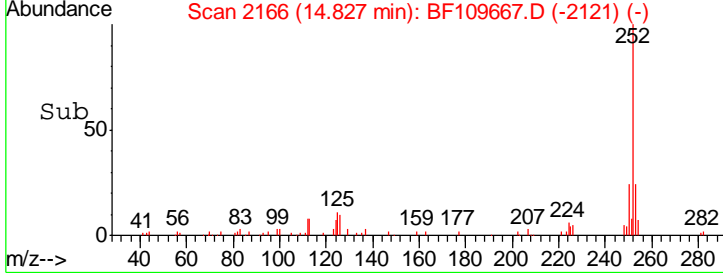
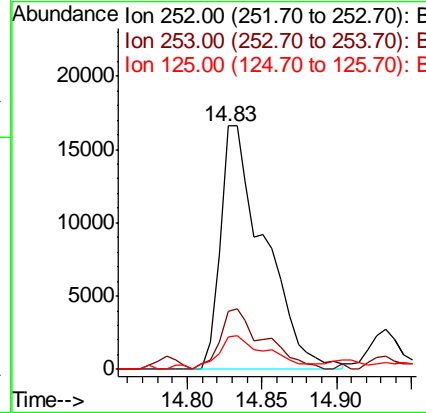
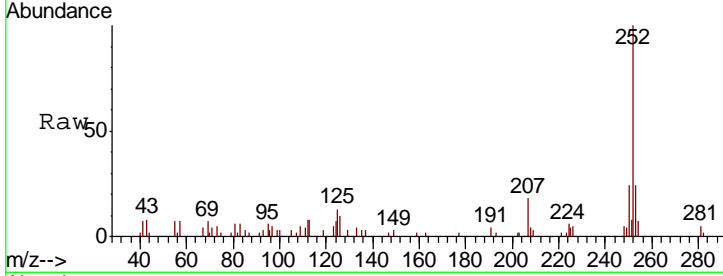




#88
 Benzo(k)fluoranthene
 Concen: 3.133 ng
 RT: 14.83 min Scan# 2166
 Delta R.T. -0.04 min
 Lab File: BF109667.D
 Acq: 9 Oct 2018 00:17

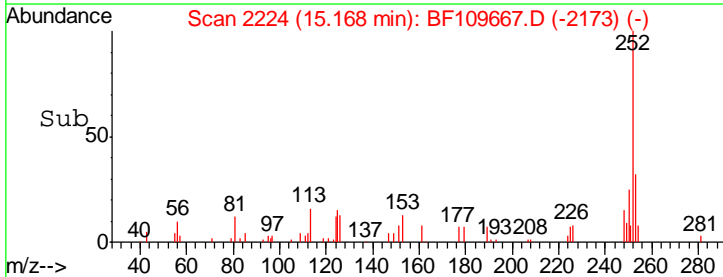
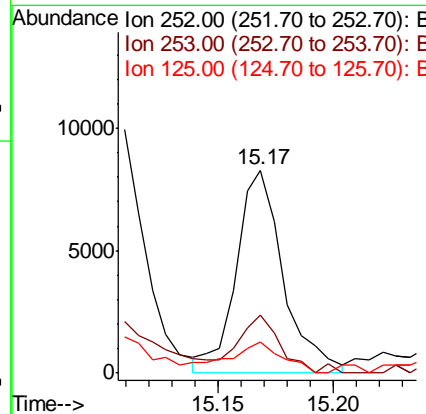
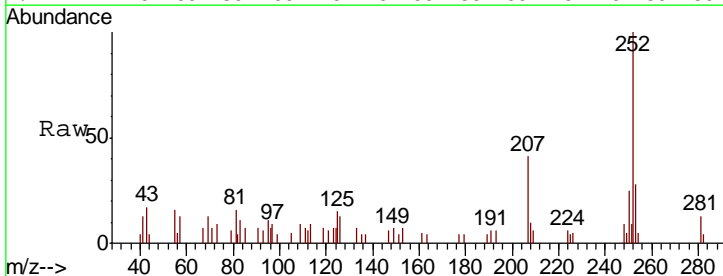
Instrument :
 BNA_F
 ClientSampled :
 TRACK-D-4

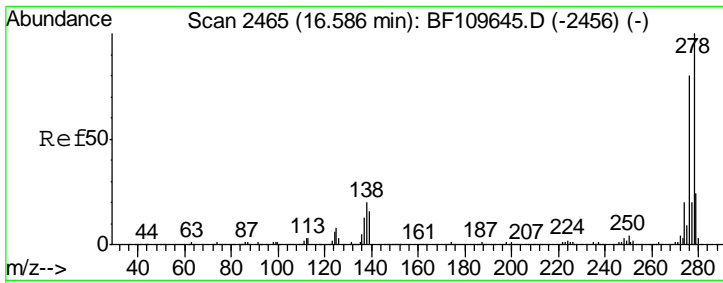
Tgt Ion	Resp	Lower	Upper
252	34198		
253	23.8	17.2	25.8
125	13.3	7.4	11.0#



#89
 Benzo(a)pyrene
 Concen: 1.200 ng
 RT: 15.17 min Scan# 2224
 Delta R.T. -0.00 min
 Lab File: BF109667.D
 Acq: 9 Oct 2018 00:17

Tgt Ion	Resp	Lower	Upper
252	11832		
253	28.3	18.2	27.4#
125	15.5	9.0	13.6#

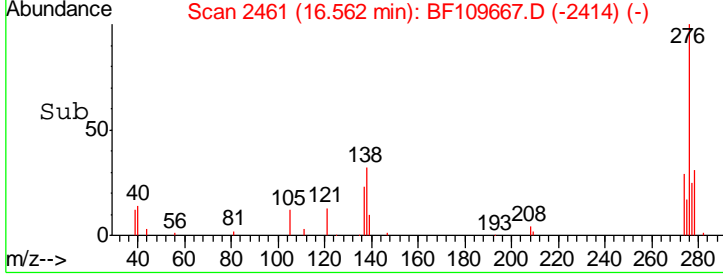
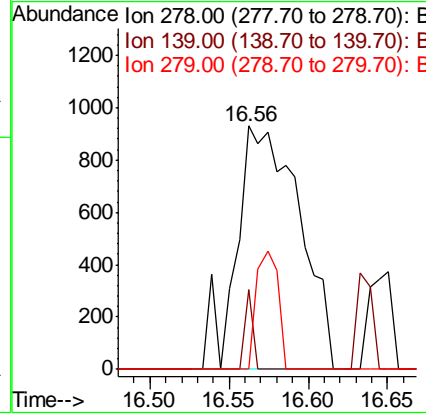
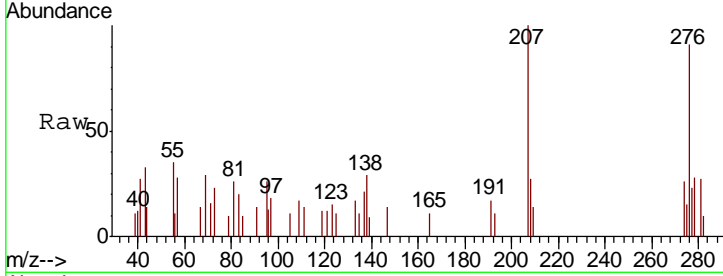




#90
 Dibenzo(a,h)anthracene
 Concen: 0.319 ng
 RT: 16.56 min Scan# 2461
 Delta R.T. -0.02 min
 Lab File: BF109667.D
 Acq: 9 Oct 2018 00:17

Instrument :
 BNA_F
ClientSampled :
 TRACK-D-4

Tgt Ion	Resp	Lower	Upper
278	100		
139	32.7	12.7	19.1#
279	0.0	19.0	28.4#



#91
 Benzo(g,h,i)perylene
 Concen: 0.883 ng
 RT: 16.97 min Scan# 2531
 Delta R.T. -0.01 min
 Lab File: BF109667.D
 Acq: 9 Oct 2018 00:17

Tgt Ion	Resp	Lower	Upper
276	100		
277	24.9	18.8	28.2
138	16.7	16.0	24.0

