

Data Path : Z:\HPCHEM1\BNA F\DATA\BF101216\  
 Data File : BF090535.D  
 Acq On : 12 Oct 2016 15:10  
 Operator : UM/SJ  
 Sample : H5153-02  
 Misc :  
 ALS Vial : 10 Sample Multiplier: 1

Instrument :  
 BNA\_F  
 ClientSampleId :  
 AOU2-MW3-100716

Integration Parameters: rteint.p  
 Integrator: RTE  
 Smoothing : ON  
 Sampling : 1  
 Start Thrs: 0.2  
 Stop Thrs : 0

Filtering: 5  
 Min Area: 3 % of largest Peak  
 Max Peaks: 100  
 Peak Location: TOP

If leading or trailing edge < 100 prefer < Baseline drop else tangent >  
 Peak separation: 5

Method : Z:\HPCHEM1\BNA F\METHODS\8270-BF101116.M  
 Title : ASP BNA STANDARDS FOR 5 POINT CALIBRATION

Signal : TIC

peak #	R.T. min	first scan	max scan	last scan	PK TY	peak height	corr. area	corr. % max.	% of total
1	4.771	211	213	232	rBV	856045	1417648	19.83%	2.420%
2	5.137	243	245	255	rBV	275806	373266	5.22%	0.637%
3	5.423	267	270	273	rBV	183832	497773	6.96%	0.850%
4	5.583	282	284	290	rBV	722399	1340160	18.75%	2.288%
5	5.663	290	291	300	rVB	270984	384587	5.38%	0.657%
6	6.177	332	336	342	rBV	57569	199712	2.79%	0.341%
7	6.497	358	364	367	rBV2	109489	274483	3.84%	0.469%
8	6.589	370	372	381	rVV2	601549	1385575	19.38%	2.365%
9	6.714	381	383	394	rVV	2225096	3159044	44.19%	5.393%
10	6.943	401	403	414	rVB	942925	1329718	18.60%	2.270%
11	7.103	414	417	425	rBV	4191218	4847650	67.82%	8.276%
12	7.206	425	426	430	rVB2	44503	73132	1.02%	0.125%
13	7.366	437	440	445	rBV	321753	745586	10.43%	1.273%
14	7.514	450	453	455	rBV	3082865	3738021	52.29%	6.381%
15	7.629	461	463	468	rVB	180486	207830	2.91%	0.355%
16	8.109	503	505	506	rBV	62628	80143	1.12%	0.137%
17	8.143	506	508	511	rVV	96807	124627	1.74%	0.213%
18	8.200	511	513	514	rVV2	64654	76460	1.07%	0.131%
19	8.235	514	516	521	rVV2	1811753	3229651	45.18%	5.513%
20	8.303	521	522	528	rVB3	169646	310766	4.35%	0.531%
21	8.497	533	539	545	rBV2	30950	105031	1.47%	0.179%
22	8.829	565	568	570	rBV	1179493	1334513	18.67%	2.278%
23	8.955	576	579	582	rBV	114212	160610	2.25%	0.274%
24	9.046	585	587	591	rVB3	165985	212278	2.97%	0.362%
25	9.309	607	610	613	rBV	5285885	7148129	100.00%	12.203%
26	9.423	617	620	623	rVB2	106017	178339	2.49%	0.304%
27	9.572	630	633	638	rBV4	103768	280765	3.93%	0.479%
28	9.652	638	640	643	rVV2	101481	204517	2.86%	0.349%
29	9.709	643	645	646	rVV	79069	99423	1.39%	0.170%
30	9.766	648	650	654	rVB	68099	85384	1.19%	0.146%
31	9.995	667	670	671	rBV	2037520	2181548	30.52%	3.724%
32	10.029	671	673	675	rVB	167416	232577	3.25%	0.397%
33	10.200	685	688	690	rBV	719347	802468	11.23%	1.370%
34	10.303	694	697	702	rVB3	56837	153053	2.14%	0.261%

Data Path : Z:\HPCHEM1\BNA F\DATA\BF101216\  
 Data File : BF090535.D  
 Acq On : 12 Oct 2016 15:10  
 Operator : UM/SJ  
 Sample : H5153-02  
 Misc :  
 ALS Vial : 10 Sample Multiplier: 1

Instrument :  
 BNA\_F  
 ClientSampleId :  
 AOU2-MW3-100716

Integration Parameters: rteint.p  
 Integrator: RTE  
 Smoothing : ON  
 Sampling : 1  
 Start Thrs: 0.2  
 Stop Thrs : 0

Filtering: 5  
 Min Area: 3 % of largest Peak  
 Max Peaks: 100  
 Peak Location: TOP

If leading or trailing edge < 100 prefer < Baseline drop else tangent >  
 Peak separation: 5

Method : Z:\HPCHEM1\BNA F\METHODS\8270-BF101116.M  
 Title : ASP BNA STANDARDS FOR 5 POINT CALIBRATION

35	10.418	702	707	709	rVB3	53890	93231	1.30%	0.159%
36	10.543	715	718	720	rVB	3045377	2838031	39.70%	4.845%
37	10.692	729	731	736	rVB2	83030	132928	1.86%	0.227%
38	10.783	736	739	742	rBV	3128475	3133339	43.83%	5.349%
39	10.909	747	750	753	rVB2	231760	294986	4.13%	0.504%
40	11.092	762	766	767	rBV2	73251	132354	1.85%	0.226%
41	11.286	780	783	785	rBV2	43786	85497	1.20%	0.146%
42	11.343	785	788	789	rVV2	55523	76026	1.06%	0.130%
43	11.378	789	791	797	rVB2	110345	167914	2.35%	0.287%
44	11.481	797	800	801	rBV	2283162	2133875	29.85%	3.643%
45	11.549	804	806	808	rVB2	99758	156669	2.19%	0.267%
46	11.709	817	820	824	rBV2	143546	216199	3.02%	0.369%
47	12.006	845	846	849	rBV2	81943	92142	1.29%	0.157%
48	12.098	852	854	857	rVB	57776	91940	1.29%	0.157%
49	12.692	905	906	909	rBV	113388	135141	1.89%	0.231%
50	12.921	924	926	934	rVB2	106570	174204	2.44%	0.297%
51	13.069	936	939	942	rBV	6826592	6856845	95.93%	11.706%
52	13.961	1015	1017	1020	rBV	67800	78471	1.10%	0.134%
53	14.121	1028	1031	1038	rVB	2145791	2066213	28.91%	3.527%
54	14.990	1105	1107	1113	rVB	41214	78681	1.10%	0.134%
55	15.435	1143	1146	1148	rBV	66395	105197	1.47%	0.180%
56	15.595	1157	1160	1163	rBV	1125000	1466764	20.52%	2.504%
57	15.938	1186	1190	1195	rVB	98454	180811	2.53%	0.309%
58	16.533	1238	1242	1250	rVB	100636	246393	3.45%	0.421%
59	17.264	1301	1306	1316	rVB	86830	249679	3.49%	0.426%
60	18.144	1378	1383	1392	rVB	57280	202020	2.83%	0.345%
61	19.241	1475	1479	1485	rVB3	29627	117762	1.65%	0.201%

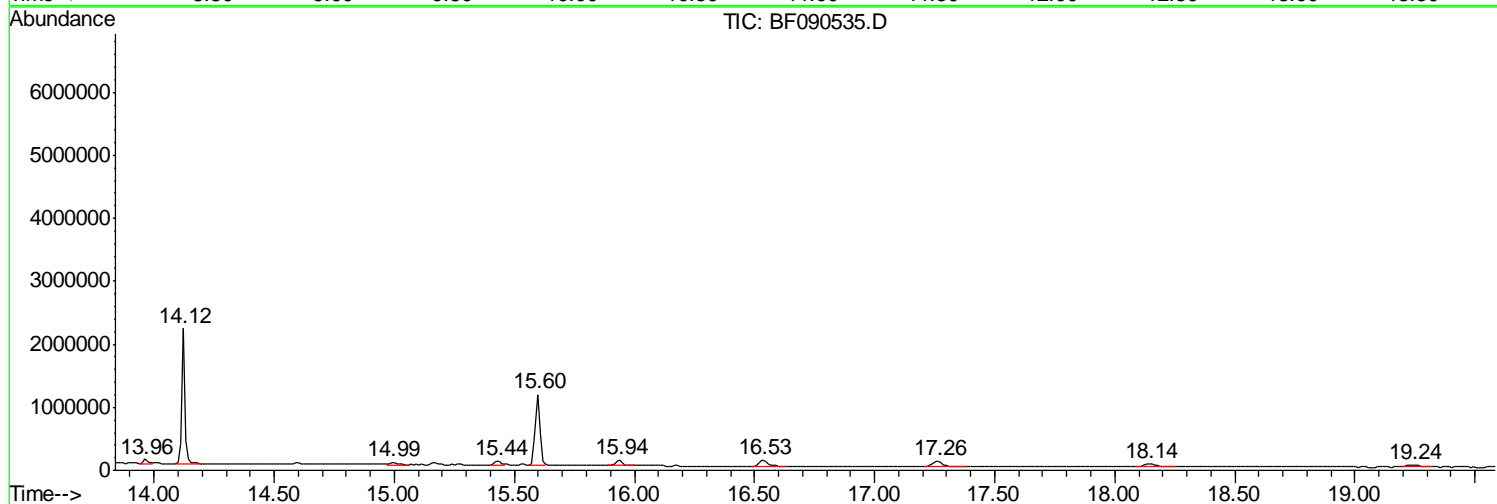
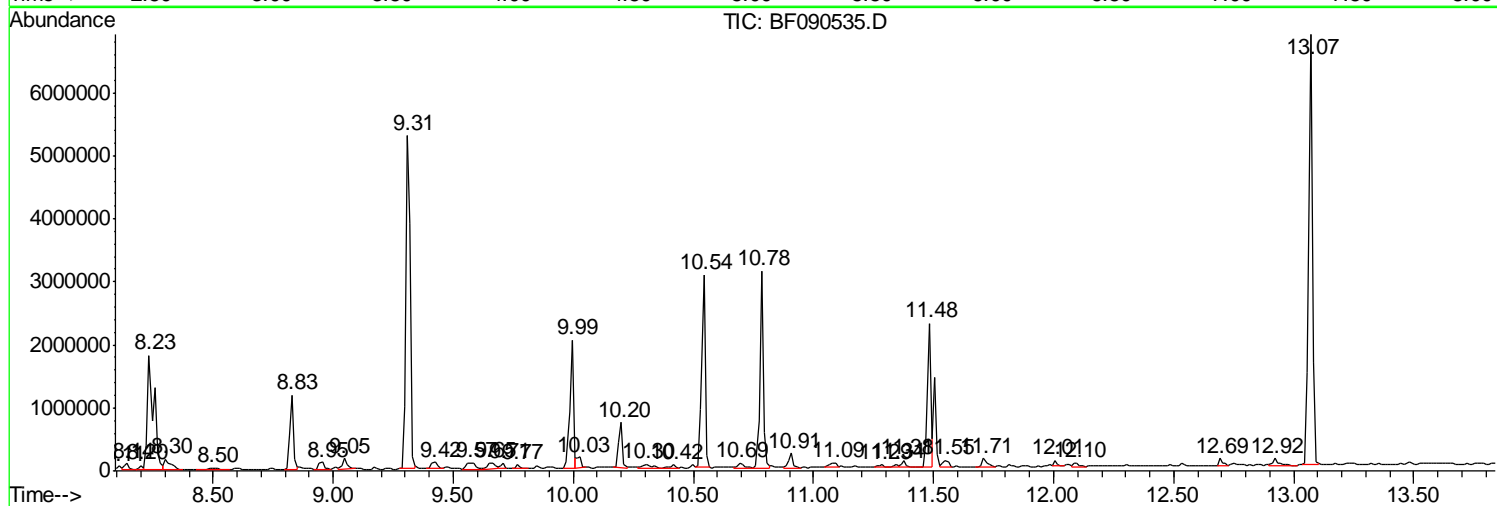
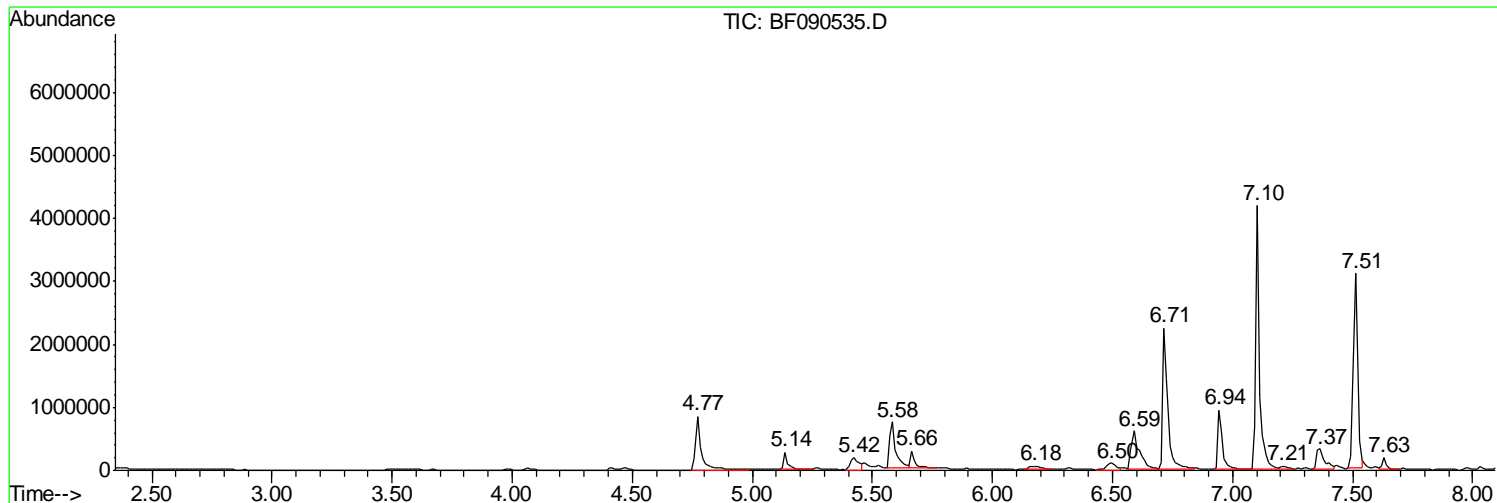
Sum of corrected areas: 58577779

Data Path : Z:\HPCHEM1\BNA F\DATA\BF101216\  
 Data File : BF090535.D  
 Acq On : 12 Oct 2016 15:10  
 Operator : UM/SJ  
 Sample : H5153-02  
 Misc :  
 ALS Vial : 10 Sample Multiplier: 1

Instrument :  
 BNA\_F  
 ClientSampleId :  
 AOU2-MW3-100716

Quant Method : Z:\HPCHEM1\BNA F\METHODS\8270-BF101116.M  
 Quant Title : ASP BNA STANDARDS FOR 5 POINT CALIBRATION

TIC Library : C:\DATABASE\NIST11.L  
 TIC Integration Parameters: LSCINT.P



Data Path : Z:\HPCHEM1\BNA F\DATA\BF101216\  
 Data File : BF090535.D  
 Acq On : 12 Oct 2016 15:10  
 Operator : UM/SJ  
 Sample : H5153-02  
 Misc :  
 ALS Vial : 10 Sample Multiplier: 1

Instrument :  
 BNA\_F  
 ClientSampled :  
 AOU2-MW3-100716

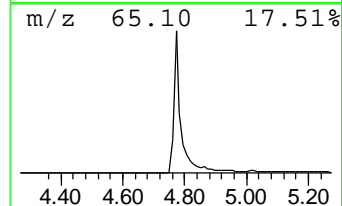
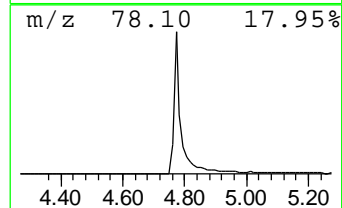
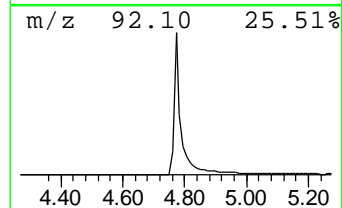
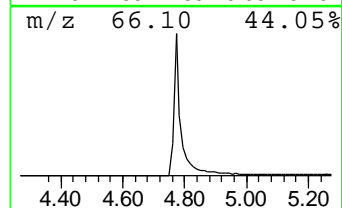
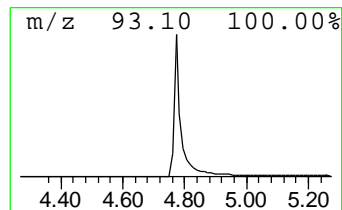
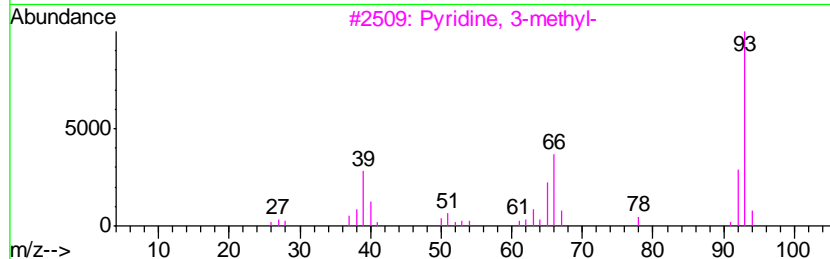
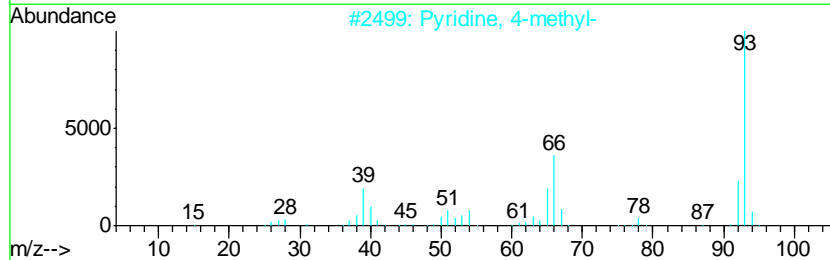
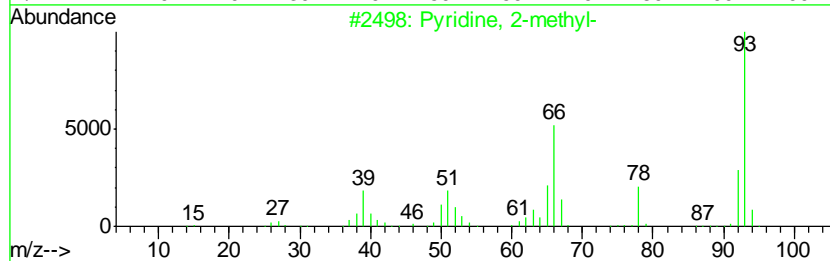
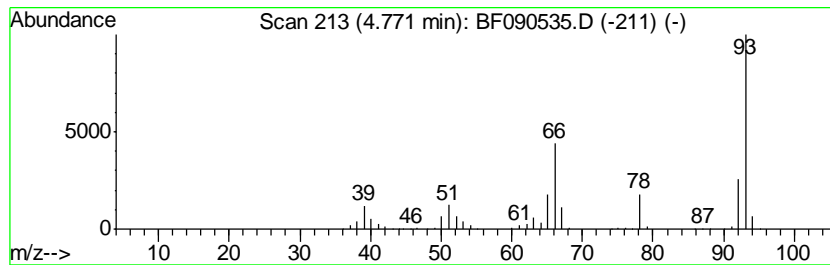
Quant Method : Z:\HPCHEM1\BNA F\METHODS\8270-BF101116.M  
 Quant Title : ASP BNA STANDARDS FOR 5 POINT CALIBRATION

TIC Library : C:\DATABASE\NIST11.L  
 TIC Integration Parameters: LSCINT.P

\*\*\*\*\*  
 Peak Number 1 Pyridine, 2-methyl- Concentration Rank 3

R.T.	EstConc	Area	Relative to ISTD	R.T.
4.77	21.32 ng	1417650	1,4-Dichlorobenzene-d4	6.94

Hit#	of	Tentative ID	MW	MolForm	CAS#	Qual
1	5	Pyridine, 2-methyl-	93	C6H7N	000109-06-8	95
2		Pyridine, 4-methyl-	93	C6H7N	000108-89-4	91
3		Pyridine, 3-methyl-	93	C6H7N	000108-99-6	91
4		Aniline	93	C6H7N	000062-53-3	90
5		2-Pyridineacetic acid	137	C7H7NO2	013115-43-0	64



Data Path : Z:\HPCHEM1\BNA F\DATA\BF101216\  
 Data File : BF090535.D  
 Acq On : 12 Oct 2016 15:10  
 Operator : UM/SJ  
 Sample : H5153-02  
 Misc :  
 ALS Vial : 10 Sample Multiplier: 1

Instrument :  
 BNA\_F  
 Client Sampled :  
 AOU2-MW3-100716

Quant Method : Z:\HPCHEM1\BNA F\METHODS\8270-BF101116.M  
 Quant Title : ASP BNA STANDARDS FOR 5 POINT CALIBRATION

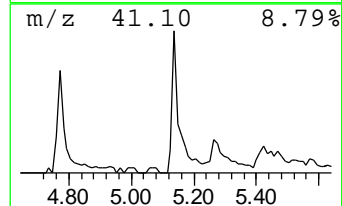
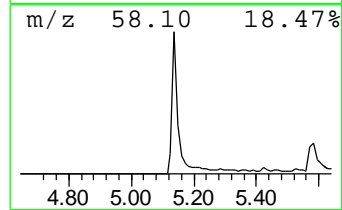
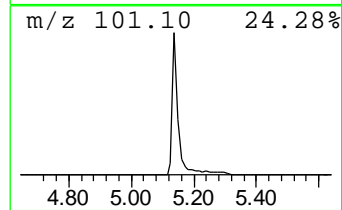
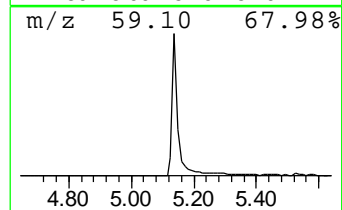
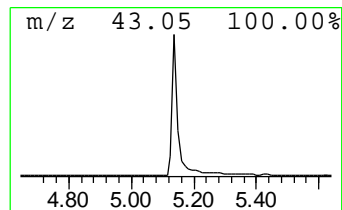
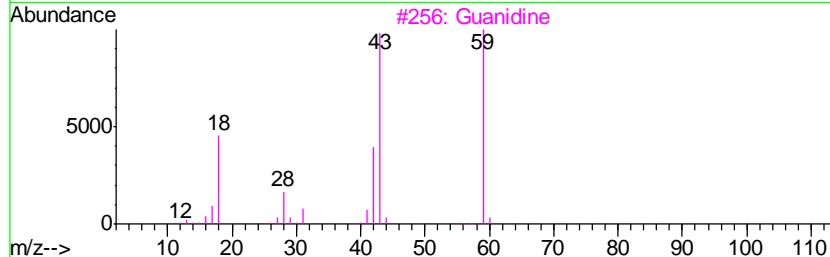
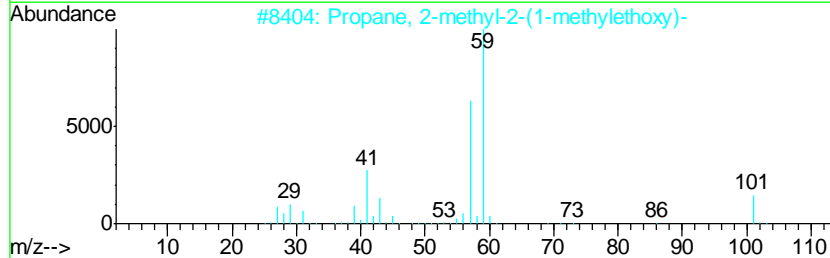
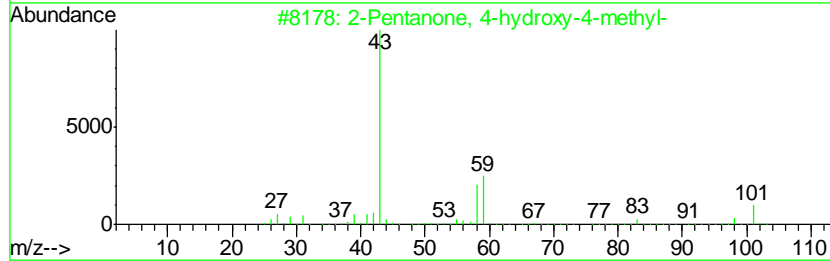
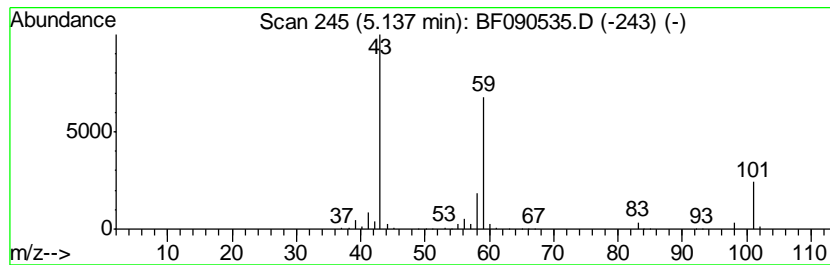
TIC Library : C:\DATABASE\NIST11.L  
 TIC Integration Parameters: LSCINT.P

\*\*\*\*\*  
 Peak Number 2 2-Pentanone, 4-hydroxy-4-me... Concentration Rank 7

R.T.	EstConc	Area	Relative to ISTD	R.T.
5.14	5.61 ng	373266	1,4-Dichlorobenzene-d4	6.94

Hit#	of	Tentative ID	MW	MolForm	CAS#	Qual
1	5	2-Pentanone, 4-hydroxy-4-methyl-	116	C6H12O2	000123-42-2	59
2		Propane, 2-methyl-2-(1-methyleth...	116	C7H16O	017348-59-3	50
3		Guanidine	59	CH5N3	000113-00-8	43
4		Acetic acid, cyano-, 1,1-dimethy...	141	C7H11NO2	001116-98-9	17
5		Acetone	58	C3H6O	000067-64-1	9



Data Path : Z:\HPCHEM1\BNA F\DATA\BF101216\  
 Data File : BF090535.D  
 Acq On : 12 Oct 2016 15:10  
 Operator : UM/SJ  
 Sample : H5153-02  
 Misc :  
 ALS Vial : 10 Sample Multiplier: 1

Instrument :  
 BNA\_F  
 ClientSampleId :  
 AOU2-MW3-100716

Quant Method : Z:\HPCHEM1\BNA F\METHODS\8270-BF101116.M  
 Quant Title : ASP BNA STANDARDS FOR 5 POINT CALIBRATION

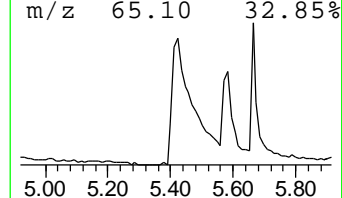
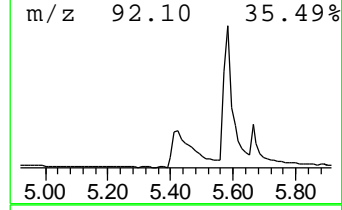
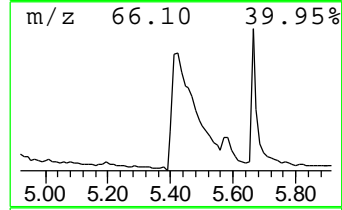
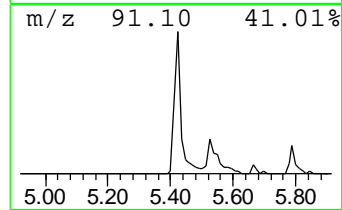
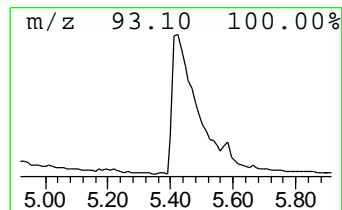
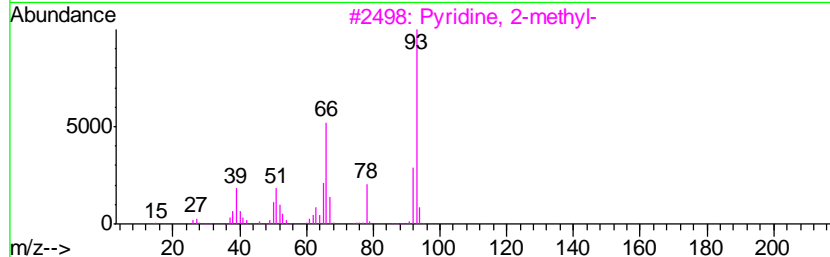
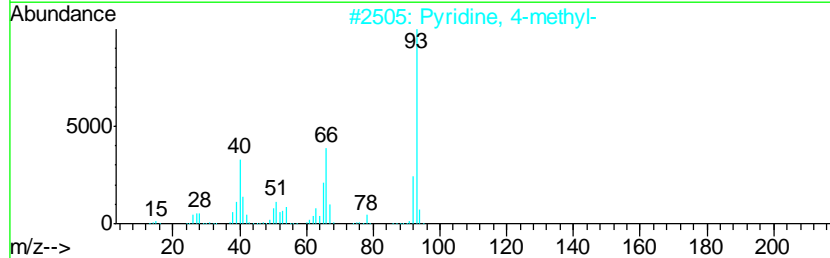
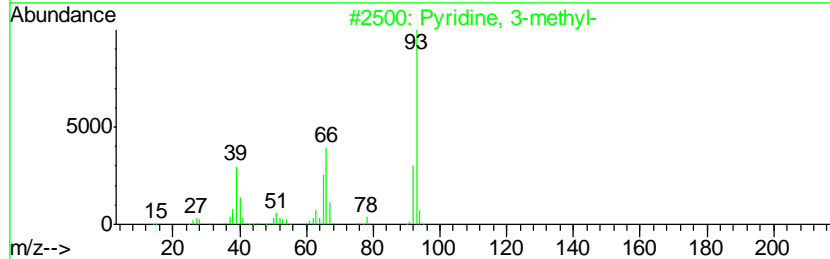
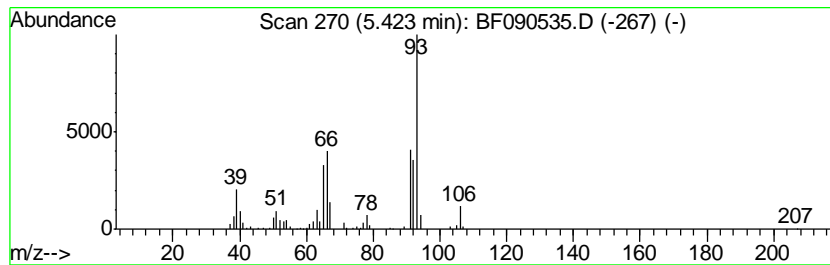
TIC Library : C:\DATABASE\NIST11.L  
 TIC Integration Parameters: LSCINT.P

\*\*\*\*\*  
 Peak Number 3 Pyridine, 3-methyl- Concentration Rank 5

R.T.	EstConc	Area	Relative to ISTD	R.T.
5.42	7.49 ng	497773	1,4-Dichlorobenzene-d4	6.94

Hit#	of	Tentative ID	MW	MolForm	CAS#	Qual
1	5	Pyridine, 3-methyl-	93	C6H7N	000108-99-6	95
2		Pyridine, 4-methyl-	93	C6H7N	000108-89-4	90
3		Pyridine, 2-methyl-	93	C6H7N	000109-06-8	87
4		Aniline	93	C6H7N	000062-53-3	86
5		Silanediamine, 1,1-dimethyl-N,N'...	242	C14H18N2Si	013435-09-1	86



Data Path : Z:\HPCHEM1\BNA F\DATA\BF101216\  
 Data File : BF090535.D  
 Acq On : 12 Oct 2016 15:10  
 Operator : UM/SJ  
 Sample : H5153-02  
 Misc :  
 ALS Vial : 10 Sample Multiplier: 1

Instrument :  
 BNA\_F  
 ClientSampleID :  
 AOU2-MW3-100716

Quant Method : Z:\HPCHEM1\BNA F\METHODS\8270-BF101116.M  
 Quant Title : ASP BNA STANDARDS FOR 5 POINT CALIBRATION

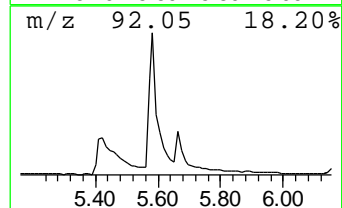
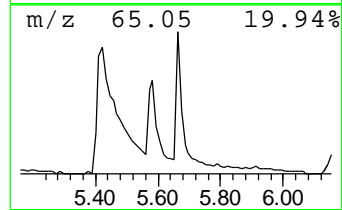
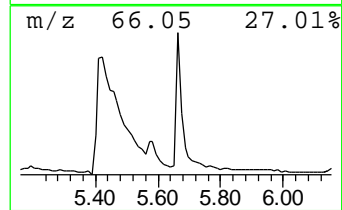
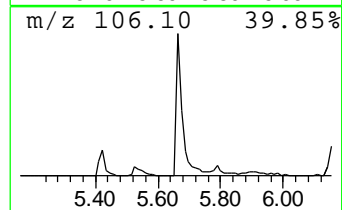
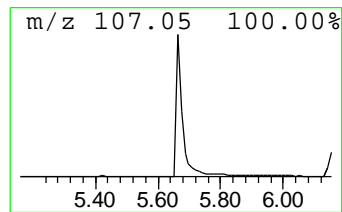
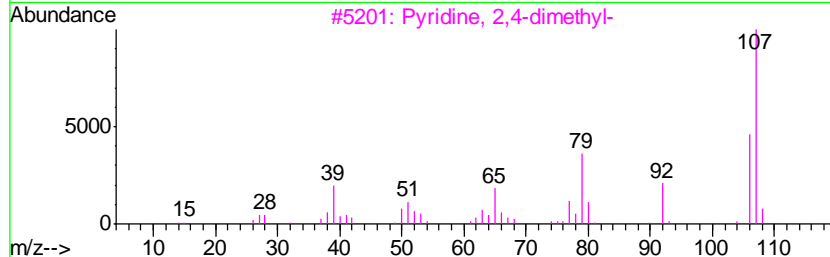
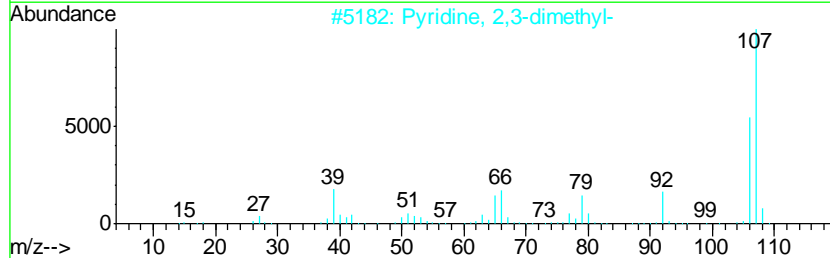
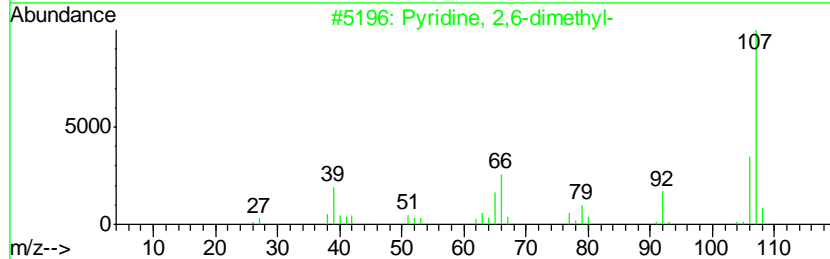
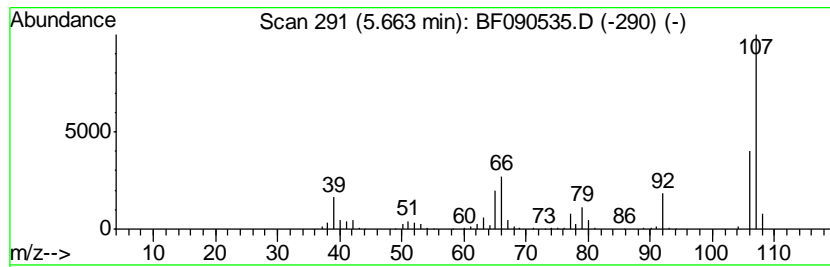
TIC Library : C:\DATABASE\NIST11.L  
 TIC Integration Parameters: LSCINT.P

\*\*\*\*\*  
 Peak Number 4 Pyridine, 2,6-dimethyl- Concentration Rank 6

R.T.	EstConc	Area	Relative to ISTD	R.T.
5.66	5.78 ng	384587	1,4-Dichlorobenzene-d4	6.94

Hit#	of	Tentative ID	MW	MolForm	CAS#	Qual
1	5	Pyridine, 2,6-dimethyl-	107	C7H9N	000108-48-5	94
2		Pyridine, 2,3-dimethyl-	107	C7H9N	000583-61-9	64
3		Pyridine, 2,4-dimethyl-	107	C7H9N	000108-47-4	49
4		Pyridine, 3,5-dimethyl-	107	C7H9N	000591-22-0	47
5		Pyridine, 2,5-dimethyl-	107	C7H9N	000589-93-5	35



Data Path : Z:\HPCHEM1\BNA F\DATA\BF101216\  
 Data File : BF090535.D  
 Acq On : 12 Oct 2016 15:10  
 Operator : UM/SJ  
 Sample : H5153-02  
 Misc :  
 ALS Vial : 10 Sample Multiplier: 1

Instrument :  
 BNA\_F  
 ClientSampled :  
 AOU2-MW3-100716

Quant Method : Z:\HPCHEM1\BNA F\METHODS\8270-BF101116.M  
 Quant Title : ASP BNA STANDARDS FOR 5 POINT CALIBRATION

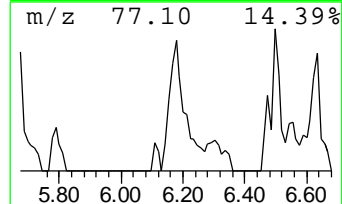
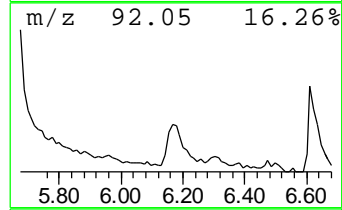
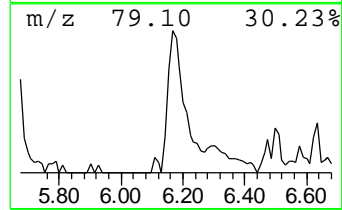
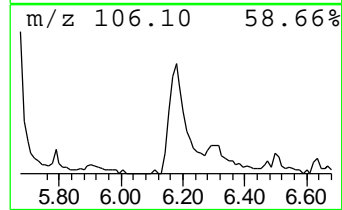
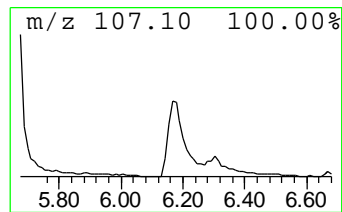
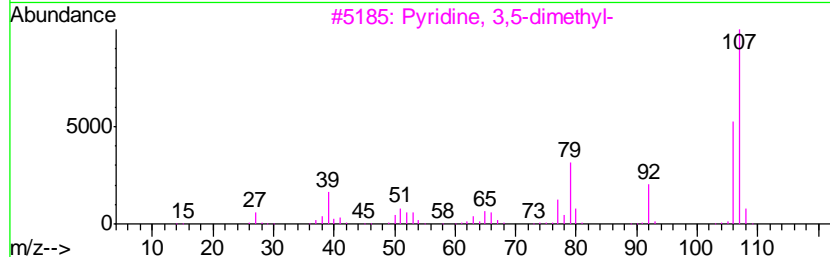
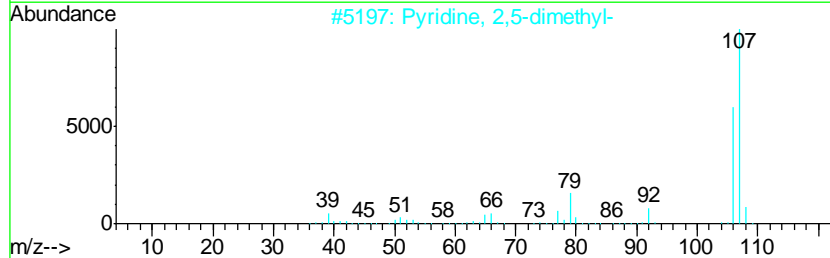
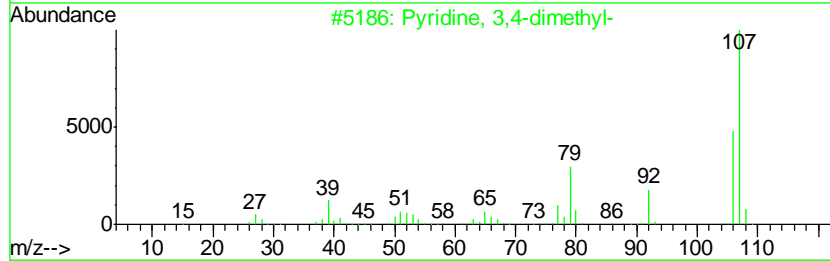
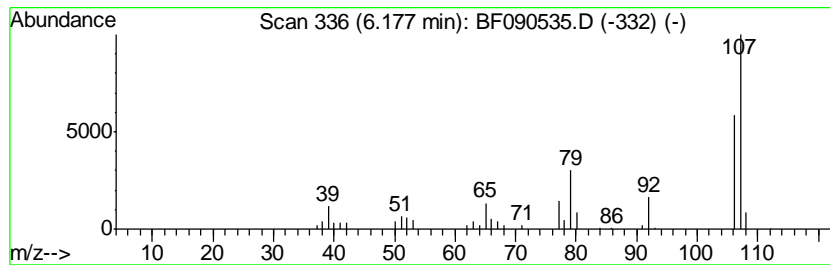
TIC Library : C:\DATABASE\NIST11.L  
 TIC Integration Parameters: LSCINT.P

\*\*\*\*\*  
 Peak Number 5 Pyridine, 3,4-dimethyl- Concentration Rank 11

R.T.	EstConc	Area	Relative to ISTD	R.T.
6.18	3.00 ng	199712	1,4-Dichlorobenzene-d4	6.94

Hit#	of	Tentative ID	MW	MolForm	CAS#	Qual
1	5	Pyridine, 3,4-dimethyl-	107	C7H9N	000583-58-4	97
2		Pyridine, 2,5-dimethyl-	107	C7H9N	000589-93-5	94
3		Pyridine, 3,5-dimethyl-	107	C7H9N	000591-22-0	91
4		Pyridine, 2,4-dimethyl-	107	C7H9N	000108-47-4	87
5		Pyridine, 2,3-dimethyl-	107	C7H9N	000583-61-9	87





Data Path : Z:\HPCHEM1\BNA F\DATA\BF101216\  
 Data File : BF090535.D  
 Acq On : 12 Oct 2016 15:10  
 Operator : UM/SJ  
 Sample : H5153-02  
 Misc :  
 ALS Vial : 10 Sample Multiplier: 1

Instrument :  
 BNA\_F  
 ClientSampleId :  
 AOU2-MW3-100716

Quant Method : Z:\HPCHEM1\BNA F\METHODS\8270-BF101116.M  
 Quant Title : ASP BNA STANDARDS FOR 5 POINT CALIBRATION

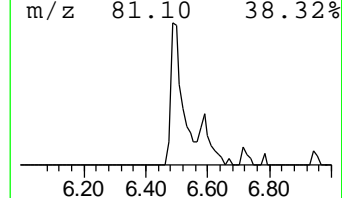
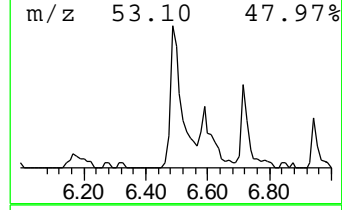
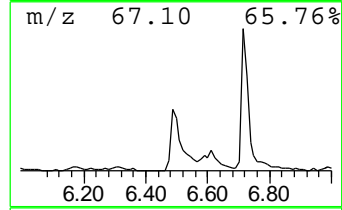
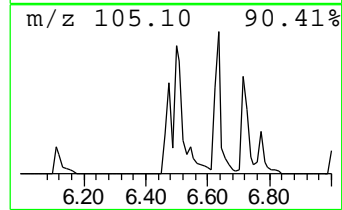
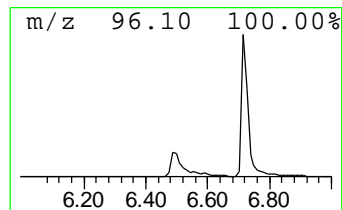
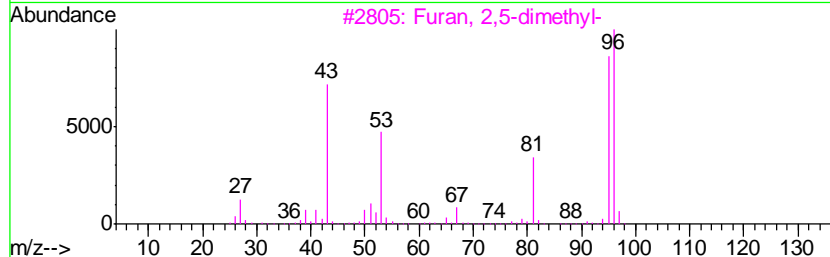
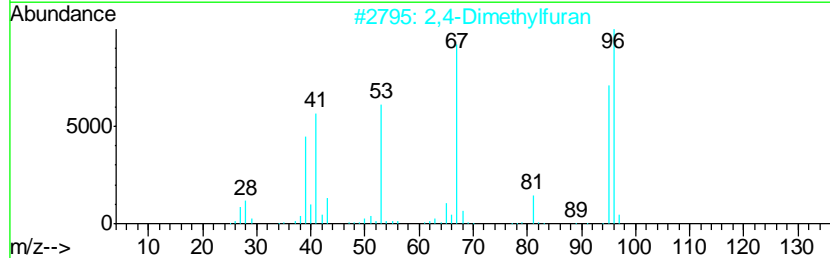
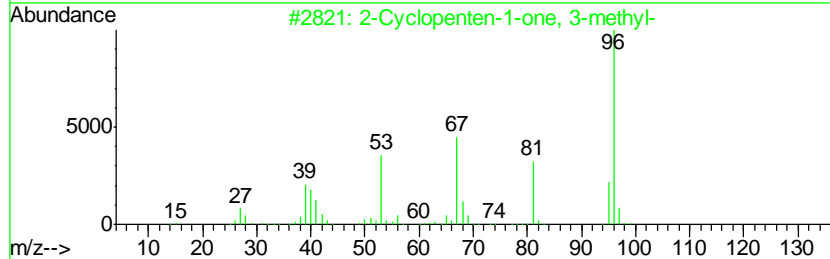
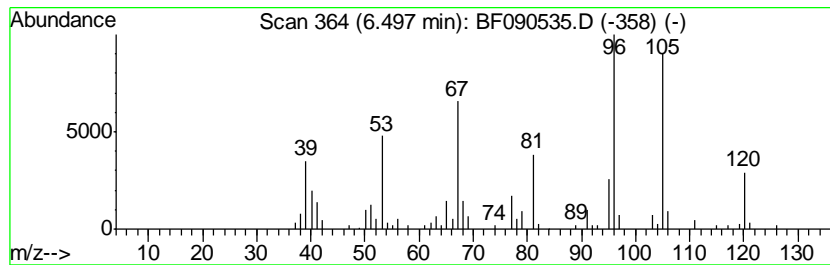
TIC Library : C:\DATABASE\NIST11.L  
 TIC Integration Parameters: LSCINT.P

\*\*\*\*\*  
 Peak Number 6 2-Cyclopenten-1-one, 3-methyl- Concentration Rank 8

R.T.	EstConc	Area	Relative to ISTD	R.T.
6.50	4.13 ng	274483	1,4-Dichlorobenzene-d4	6.94

Hit#	of	Tentative ID	MW	MolForm	CAS#	Qual
1	5	2-Cyclopenten-1-one, 3-methyl-	96	C6H8O	002758-18-1	74
2		2,4-Dimethylfuran	96	C6H8O	003710-43-8	68
3		Furan, 2,5-dimethyl-	96	C6H8O	000625-86-5	52
4		Bicyclo[2.1.0]pentane	68	C5H8	000185-94-4	49
5		1,3-Butadiene, 2-methyl-	68	C5H8	000078-79-5	43



Data Path : Z:\HPCHEM1\BNA F\DATA\BF101216\  
 Data File : BF090535.D  
 Acq On : 12 Oct 2016 15:10  
 Operator : UM/SJ  
 Sample : H5153-02  
 Misc :  
 ALS Vial : 10 Sample Multiplier: 1

Instrument :  
 BNA\_F  
 ClientSampleId :  
 AOU2-MW3-100716

Quant Method : Z:\HPCHEM1\BNA F\METHODS\8270-BF101116.M  
 Quant Title : ASP BNA STANDARDS FOR 5 POINT CALIBRATION

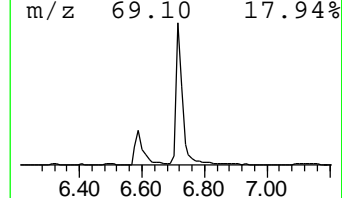
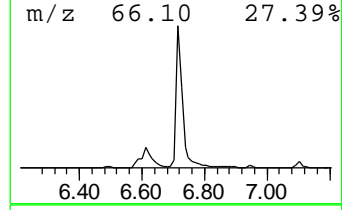
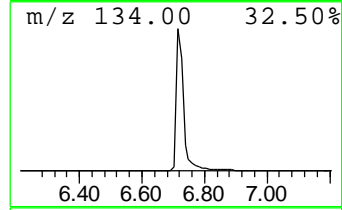
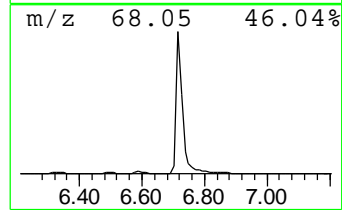
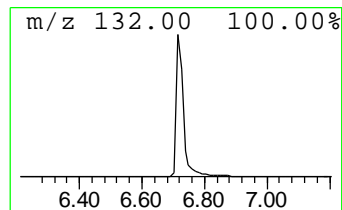
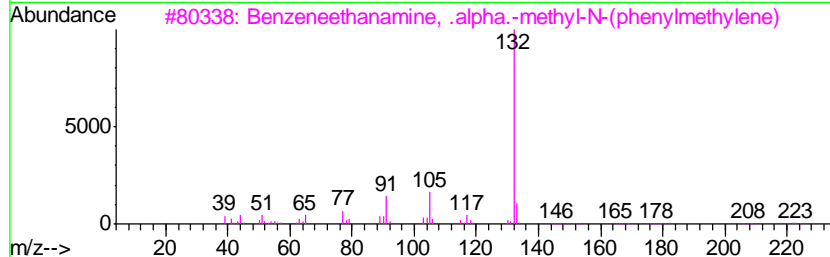
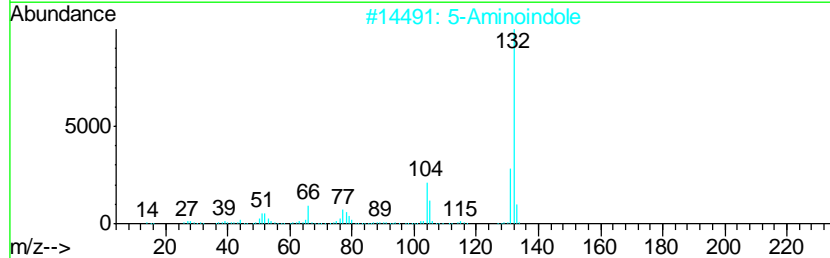
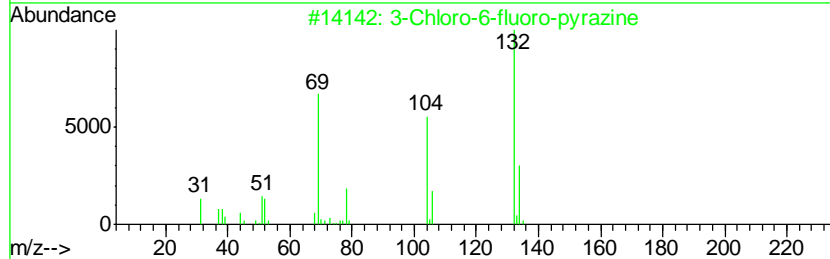
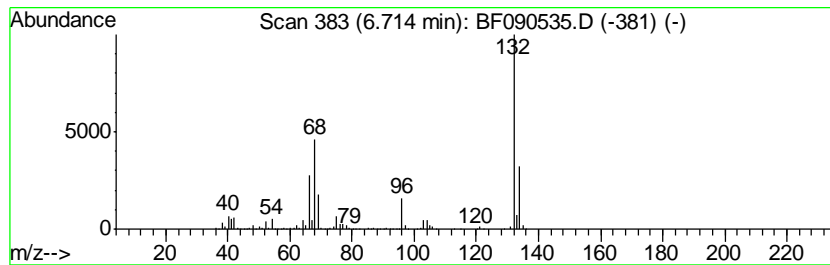
TIC Library : C:\DATABASE\NIST11.L  
 TIC Integration Parameters: LSCINT.P

\*\*\*\*\*  
 Peak Number 7 unknown6.71 Concentration Rank 2

R.T.	EstConc	Area	Relative to ISTD	R.T.
6.71	47.51 ng	3159040	1,4-Dichlorobenzene-d4	6.94

Hit#	of	Tentative ID	MW	MolForm	CAS#	Qual
1	5	3-Chloro-6-fluoro-pyrazine	132	C4H2ClFN2	1000146-10-7	16
2		5-Aminoindole	132	C8H8N2	005192-03-0	10
3		Benzeneethanamine, .alpha.-methy...	223	C16H17N	002980-02-1	10
4		4-Chloro-6-fluoro-pyrimidine	132	C4H2ClFN2	051422-01-6	9
5		1-Methylpyrrolo[1,2-a]pyrazine	132	C8H8N2	064608-59-9	9



Data Path : Z:\HPCHEM1\BNA F\DATA\BF101216\  
 Data File : BF090535.D  
 Acq On : 12 Oct 2016 15:10  
 Operator : UM/SJ  
 Sample : H5153-02  
 Misc :  
 ALS Vial : 10 Sample Multiplier: 1

Instrument :  
 BNA\_F  
 ClientSampleId :  
 AOU2-MW3-100716

Quant Method : Z:\HPCHEM1\BNA F\METHODS\8270-BF101116.M  
 Quant Title : ASP BNA STANDARDS FOR 5 POINT CALIBRATION

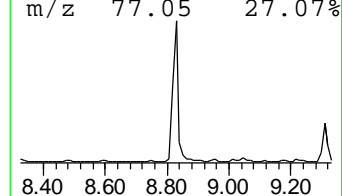
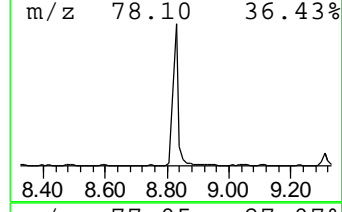
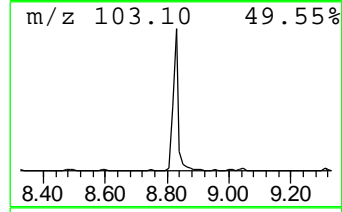
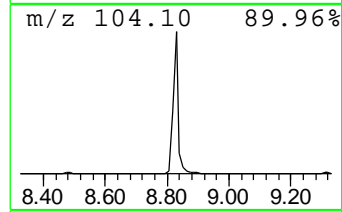
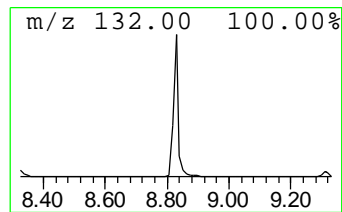
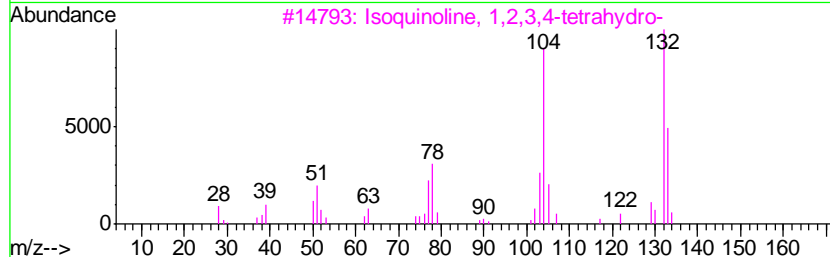
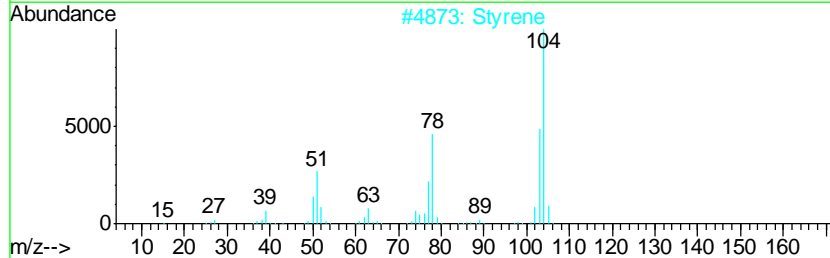
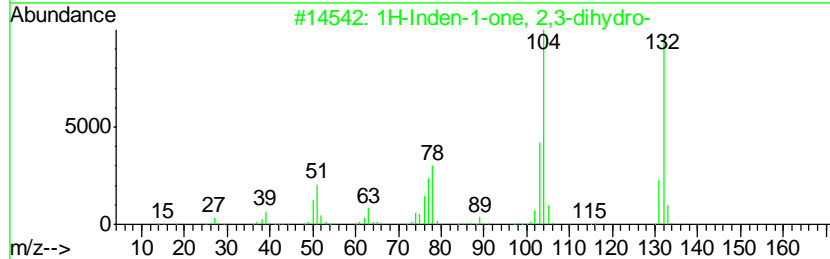
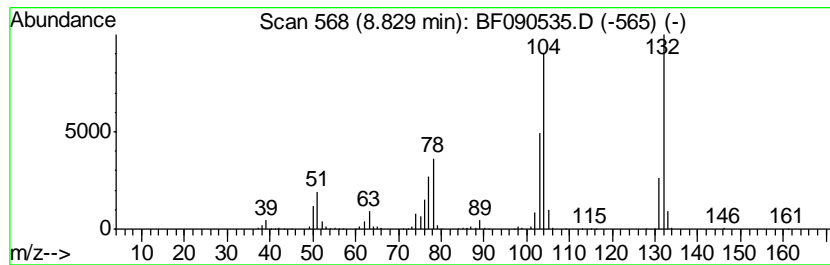
TIC Library : C:\DATABASE\NIST11.L  
 TIC Integration Parameters: LSCINT.P

\*\*\*\*\*  
 Peak Number 9 1H-Inden-1-one, 2,3-dihydro- Concentration Rank 4

R.T.	EstConc	Area	Relative to ISTD	R.T.
8.83	8.26 ng	1334510	Napthalene-d8	8.23

Hit#	of	Tentative ID	MW	MolForm	CAS#	Qual
1	5	1H-Inden-1-one, 2,3-dihydro-	132	C9H8O	000083-33-0	96
2		Styrene	104	C8H8	000100-42-5	90
3		Isoquinoline, 1,2,3,4-tetrahydro-	133	C9H11N	000091-21-4	64
4		1,3,5,7-Cyclooctatetraene	104	C8H8	000629-20-9	60
5		2H-Inden-2-one, 1,3-dihydro-	132	C9H8O	000615-13-4	59



Data Path : Z:\HPCHEM1\BNA F\DATA\BF101216\  
 Data File : BF090535.D  
 Acq On : 12 Oct 2016 15:10  
 Operator : UM/SJ  
 Sample : H5153-02  
 Misc :  
 ALS Vial : 10 Sample Multiplier: 1

Instrument :  
 BNA\_F  
 ClientSampled :  
 AOU2-MW3-100716

Quant Method : Z:\HPCHEM1\BNA F\METHODS\8270-BF101116.M  
 Quant Title : ASP BNA STANDARDS FOR 5 POINT CALIBRATION

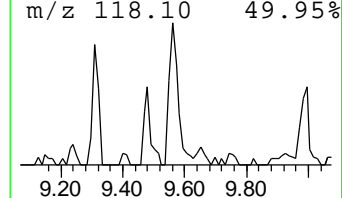
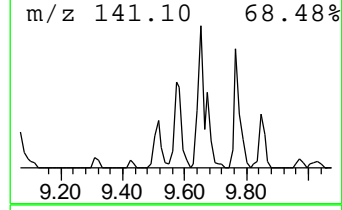
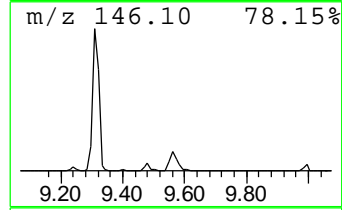
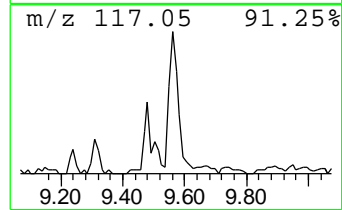
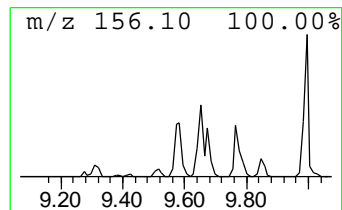
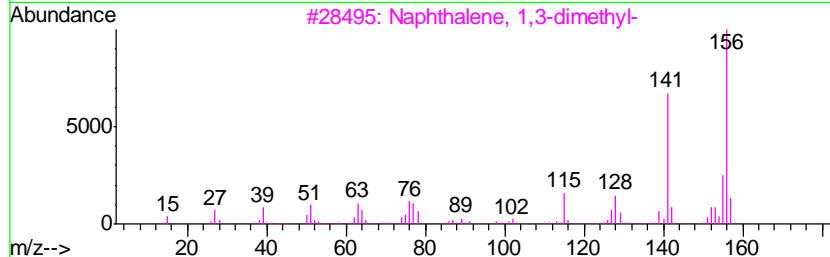
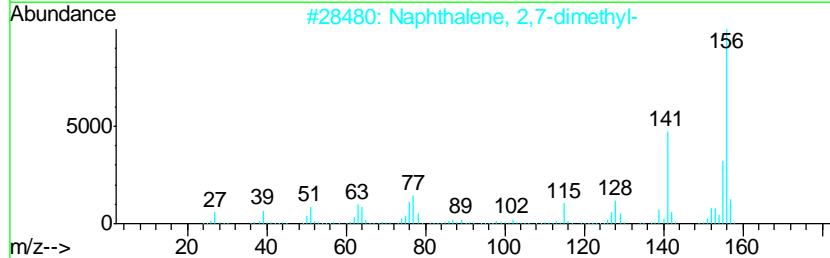
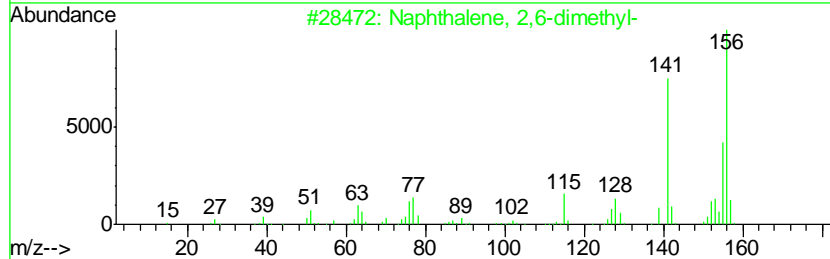
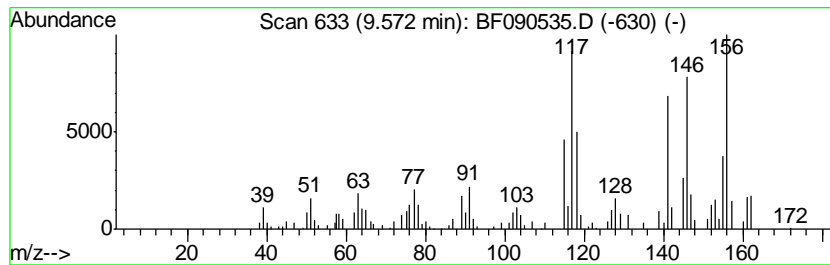
TIC Library : C:\DATABASE\NIST11.L  
 TIC Integration Parameters: LSCINT.P

\*\*\*\*\*  
 Peak Number 10 Naphthalene, 2,6-dimethyl- Concentration Rank 14

R.T.	EstConc	Area	Relative to ISTD	R.T.
9.57	2.57 ng	280765	Acenaphthene-d10	9.99

Hit#	of	Tentative ID	MW	MolForm	CAS#	Qual
1	5	Naphthalene, 2,6-dimethyl-	156	C12H12	000581-42-0	92
2		Naphthalene, 2,7-dimethyl-	156	C12H12	000582-16-1	92
3		Naphthalene, 1,3-dimethyl-	156	C12H12	000575-41-7	92
4		Naphthalene, 1,6-dimethyl-	156	C12H12	000575-43-9	84
5		Naphthalene, 2,3-dimethyl-	156	C12H12	000581-40-8	78



Data Path : Z:\HPCHEM1\BNA F\DATA\BF101216\  
 Data File : BF090535.D  
 Acq On : 12 Oct 2016 15:10  
 Operator : UM/SJ  
 Sample : H5153-02  
 Misc :  
 ALS Vial : 10 Sample Multiplier: 1

Instrument :  
 BNA\_F  
 ClientSampleId :  
 AOU2-MW3-100716

Quant Method : Z:\HPCHEM1\BNA F\METHODS\8270-BF101116.M  
 Quant Title : ASP BNA STANDARDS FOR 5 POINT CALIBRATION

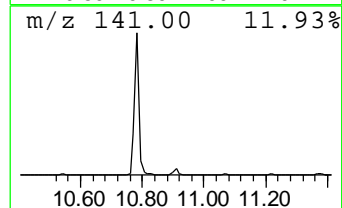
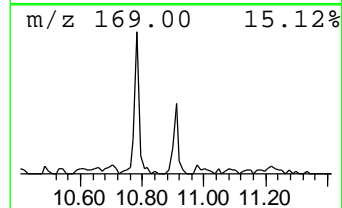
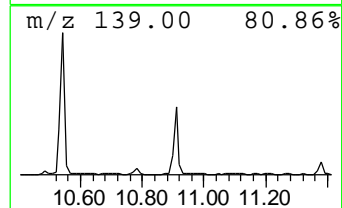
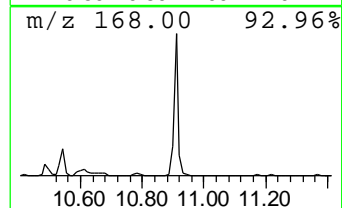
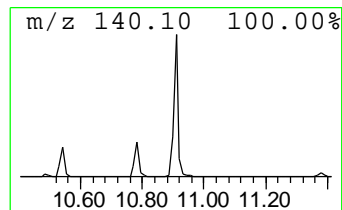
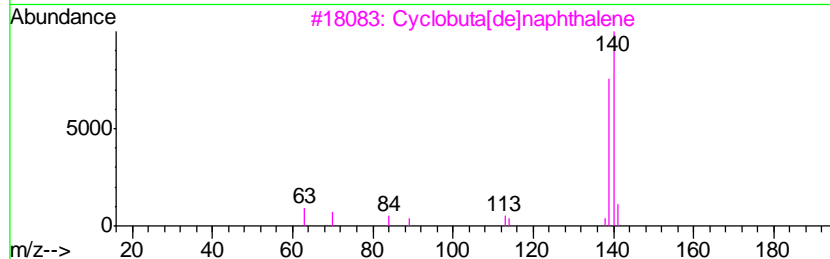
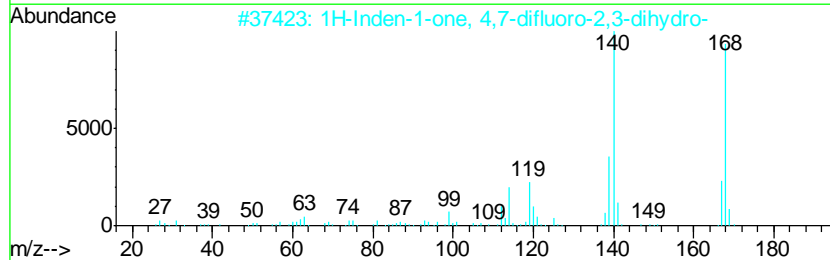
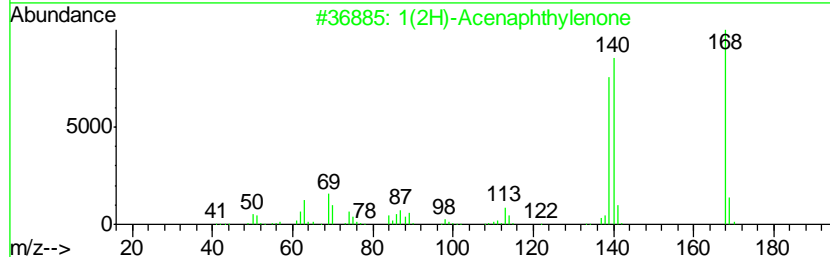
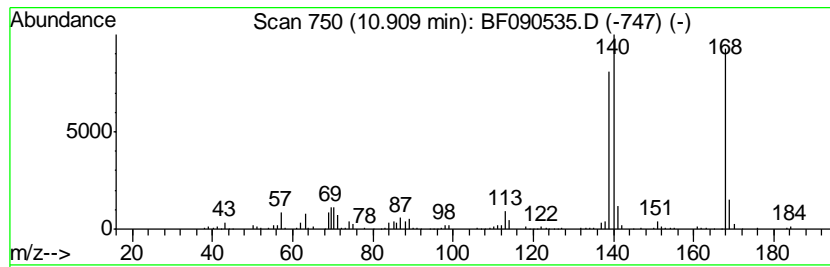
TIC Library : C:\DATABASE\NIST11.L  
 TIC Integration Parameters: LSCINT.P

\*\*\*\*\*  
 Peak Number 11 1(2H)-Acenaphthylenone Concentration Rank 12

R.T.	EstConc	Area	Relative to ISTD	R.T.
10.91	2.76 ng	294986	Phenanthrene-d10	11.48

Hit#	of	Tentative ID	MW	MolForm	CAS#	Qual
1	5	1(2H)-Acenaphthylenone	168	C12H8O	002235-15-6	95
2		1H-Inden-1-one, 4,7-difluoro-2,3...	168	C9H6F2O	130408-16-1	53
3		Cyclobuta[de]naphthalene	140	C11H8	024973-91-9	52
4		Dibenzofuran	168	C12H8O	000132-64-9	52
5		Benzaldehyde, 4-fluoro-3-hydroxy-	140	C7H5FO2	103438-85-3	49



Data Path : Z:\HPCHEM1\BNA F\DATA\BF101216\  
 Data File : BF090535.D  
 Acq On : 12 Oct 2016 15:10  
 Operator : UM/SJ  
 Sample : H5153-02  
 Misc :  
 ALS Vial : 10 Sample Multiplier: 1

Instrument :  
 BNA\_F  
 ClientSampleId :  
 AOU2-MW3-100716

Quant Method : Z:\HPCHEM1\BNA F\METHODS\8270-BF101116.M  
 Quant Title : ASP BNA STANDARDS FOR 5 POINT CALIBRATION

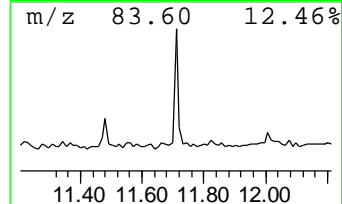
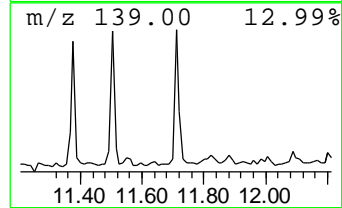
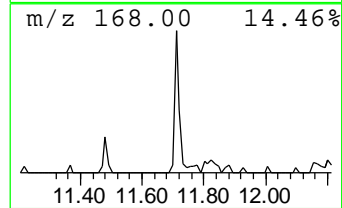
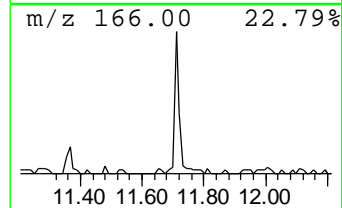
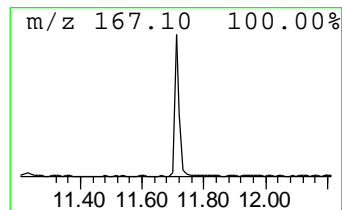
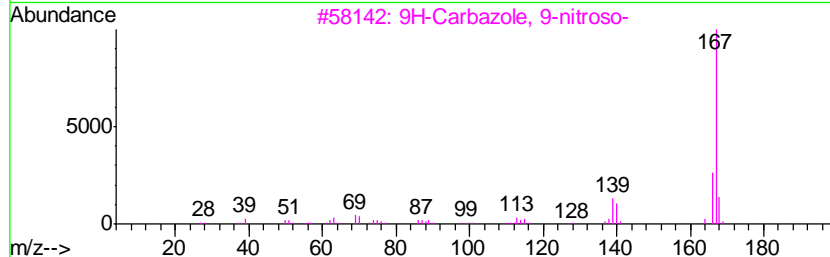
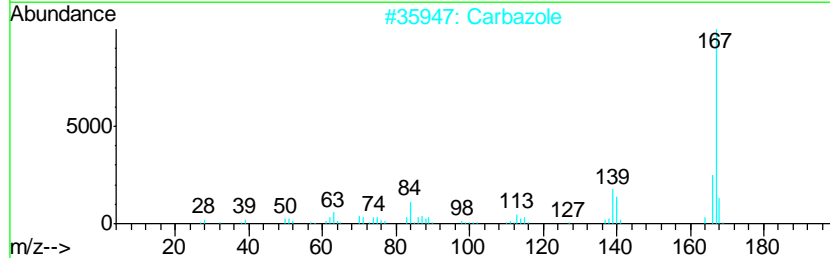
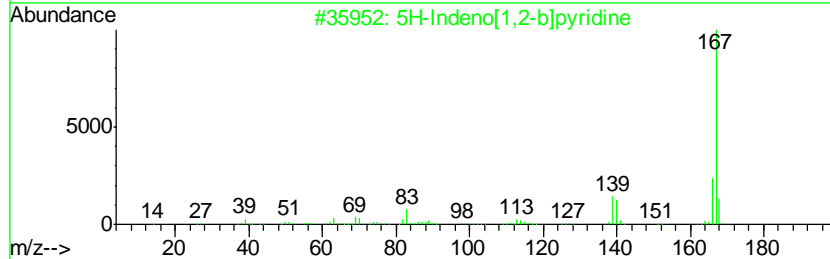
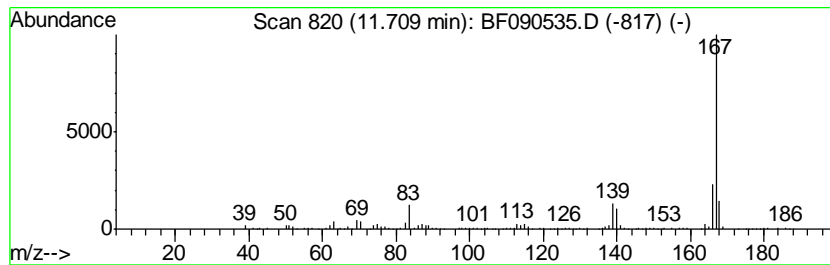
TIC Library : C:\DATABASE\NIST11.L  
 TIC Integration Parameters: LSCINT.P

\*\*\*\*\*  
 Peak Number 12 5H-Indeno[1,2-b]pyridine Concentration Rank 16

R.T.	EstConc	Area	Relative to ISTD	R.T.
11.71	2.03 ng	216199	Phenanthrene-d10	11.48

Hit#	of	Tentative ID	MW	MolForm	CAS#	Qual
1	5	5H-Indeno[1,2-b]pyridine	167	C12H9N	000244-99-5	95
2		Carbazole	167	C12H9N	000086-74-8	87
3		9H-Carbazole, 9-nitroso-	196	C12H8N2O	002788-23-0	87
4		9H-Carbazole-9-methanol	197	C13H11NO	002409-36-1	83
5		D-Galactitol, 2-(acetylmethylami...	363	C16H29NO8	074410-42-7	80



Data Path : Z:\HPCHEM1\BNA F\DATA\BF101216\  
 Data File : BF090535.D  
 Acq On : 12 Oct 2016 15:10  
 Operator : UM/SJ  
 Sample : H5153-02  
 Misc :  
 ALS Vial : 10 Sample Multiplier: 1

Instrument :  
 BNA\_F  
 ClientSampled :  
 AOU2-MW3-100716

Quant Method : Z:\HPCHEM1\BNA F\METHODS\8270-BF101116.M  
 Quant Title : ASP BNA STANDARDS FOR 5 POINT CALIBRATION

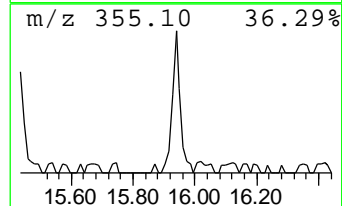
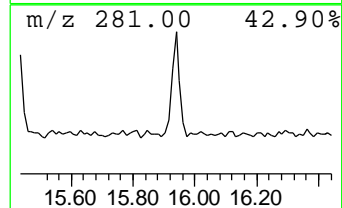
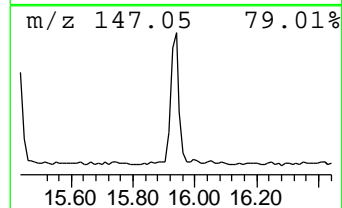
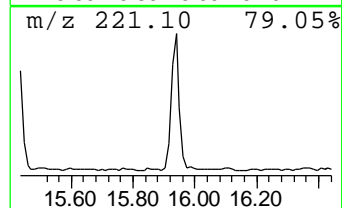
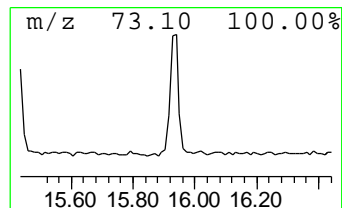
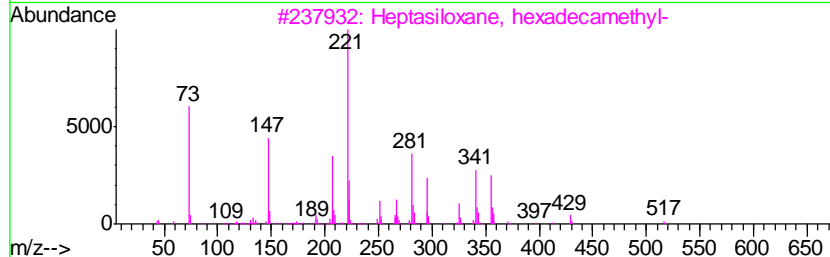
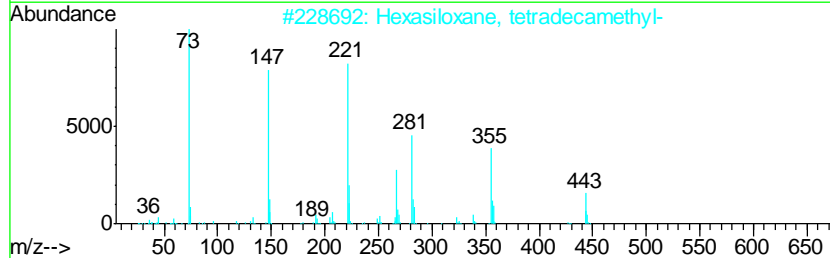
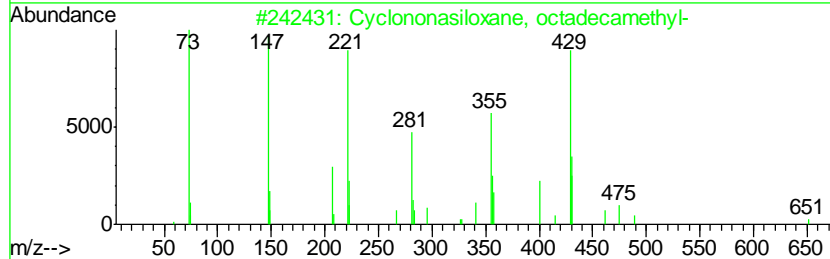
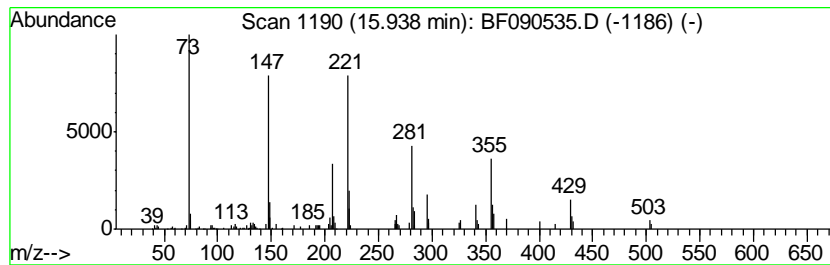
TIC Library : C:\DATABASE\NIST11.L  
 TIC Integration Parameters: LSCINT.P

\*\*\*\*\*  
 Peak Number 13 Cyclononasiloxane, octadeca... Concentration Rank 15

R.T.	EstConc	Area	Relative to ISTD	R.T.
15.94	2.47 ng	180811	Perylene-d12	15.60

Hit#	of	Tentative ID	MW	MolForm	CAS#	Qual
1	5	Cyclononasiloxane, octadecamethyl-	666	C18H54O9Si9	000556-71-8	91
2		Hexasiloxane, tetradecamethyl-	458	C14H42O5Si6	000107-52-8	86
3		Heptasiloxane, hexadecamethyl-	532	C16H48O6Si7	000541-01-5	83
4		3,6-Dioxa-2,4,5,7-tetrasilaoctan...	294	C10H30O2Si4	004342-25-0	50
5		N-Benzyl-N-ethyl-p-isopropylbenz...	281	C19H23NO	015089-22-2	38



Data Path : Z:\HPCHEM1\BNA\_F\DATA\BF101216\  
 Data File : BF090535.D  
 Acq On : 12 Oct 2016 15:10  
 Operator : UM/SJ  
 Sample : H5153-02  
 Misc :  
 ALS Vial : 10 Sample Multiplier: 1

Instrument :  
 BNA\_F  
 ClientSampleId :  
 AOU2-MW3-100716

Quant Method : Z:\HPCHEM1\BNA\_F\METHODS\8270-BF101116.M  
 Quant Title : ASP BNA STANDARDS FOR 5 POINT CALIBRATION

TIC Library : C:\DATABASE\NIST11.L  
 TIC Integration Parameters: LSCINT.P

TIC Top Hit name	RT	EstConc	Units	Response	--Internal Standard--			
					#	RT	Resp	Conc
Pyridine, 2-methyl-	4.77	21.3	ng	1417650	1	6.94	1329720	20.0
2-Pentanone, 4-hy...	5.14	5.6	ng	373266	1	6.94	1329720	20.0
Pyridine, 3-methyl-	5.42	7.5	ng	497773	1	6.94	1329720	20.0
Pyridine, 2,6-dim...	5.66	5.8	ng	384587	1	6.94	1329720	20.0
Pyridine, 3,4-dim...	6.18	3.0	ng	199712	1	6.94	1329720	20.0
2-Cyclopenten-1-o...	6.50	4.1	ng	274483	1	6.94	1329720	20.0
unknown6.71	6.71	47.5	ng	3159040	1	6.94	1329720	20.0
1H-Inden-1-one, 2...	8.83	8.3	ng	1334510	2	8.23	3229650	20.0
Naphthalene, 2,6-...	9.57	2.6	ng	280765	3	9.99	2181550	20.0
1(2H)-Acenaphthyl...	10.91	2.8	ng	294986	4	11.48	2133880	20.0
5H-Indeno[1,2-b]p...	11.71	2.0	ng	216199	4	11.48	2133880	20.0
Cyclononasiloxane...	15.94	2.5	ng	180811	6	15.60	1466760	20.0