

Data Path : Z:\SVOASRV\HPCHEM1\BNA F\DATA\BF101218\  
 Data File : BF109848.D  
 Acq On : 12 Oct 2018 21:51  
 Operator : JU/SJ  
 Sample : J5314-03  
 Misc :  
 ALS Vial : 24 Sample Multiplier: 1

Instrument :  
 BNA\_F  
 ClientSampleId :  
 DOCUMENTATION-20

Integration Parameters: rteint.p  
 Integrator: RTE  
 Smoothing : ON Filtering: 5  
 Sampling : 1 Min Area: 3 % of largest Peak  
 Start Thrs: 0.2 Max Peaks: 100  
 Stop Thrs : 0 Peak Location: TOP

If leading or trailing edge < 100 prefer < Baseline drop else tangent >  
 Peak separation: 5

Method : Z:\SVOASRV\HPCHEM1\BNA F\METHODS\8270-BF100818.M  
 Title : ASP BNA STANDARDS FOR 5 POINT CALIBRATION

Signal : TIC

peak #	R.T. min	first scan	max scan	last scan	PK TY	peak height	corr. area	corr. % max.	% of total
1	4.899	475	478	492	rBV	43912	62732	3.49%	0.314%
2	5.316	545	549	573	rBV	1274688	1511008	83.95%	7.559%
3	6.345	720	724	741	rBV	1192296	1688899	93.83%	8.449%
4	6.463	741	744	769	rVB	1586675	1799882	100.00%	9.005%
5	6.693	780	783	806	rBV	404217	528246	29.35%	2.643%
6	6.851	806	810	836	rVB	1154107	1318200	73.24%	6.595%
7	7.257	876	879	909	rBV	788608	1098060	61.01%	5.493%
8	7.975	997	1001	1027	rBV	558719	670524	37.25%	3.355%
9	9.045	1180	1183	1197	rBV	1520182	1608007	89.34%	8.045%
10	9.439	1247	1250	1259	rBV	140270	155596	8.64%	0.778%
11	9.722	1294	1298	1302	rBV	658613	624371	34.69%	3.124%
12	10.269	1388	1391	1396	rBV2	15124	20118	1.12%	0.101%
13	10.510	1428	1432	1450	rBV	659400	879433	48.86%	4.400%
14	10.633	1450	1453	1460	rVB4	19639	33995	1.89%	0.170%
15	10.945	1501	1506	1507	rBV4	14082	20140	1.12%	0.101%
16	11.110	1530	1534	1538	rVB3	14970	21235	1.18%	0.106%
17	11.198	1546	1549	1551	rBV	450460	450594	25.03%	2.254%
18	11.222	1551	1553	1560	rVV	392339	473457	26.30%	2.369%
19	11.280	1560	1563	1573	rVB	79573	130014	7.22%	0.650%
20	11.457	1587	1593	1597	rBV10	14645	30678	1.70%	0.153%
21	11.704	1631	1635	1637	rBV	45767	54210	3.01%	0.271%
22	11.733	1637	1640	1646	rVV2	87112	100530	5.59%	0.503%
23	11.780	1646	1648	1650	rBV	17243	19308	1.07%	0.097%
24	11.810	1650	1653	1656	rBV	79793	80556	4.48%	0.403%
25	11.998	1682	1685	1687	rBV	33697	37126	2.06%	0.186%
26	12.245	1724	1727	1730	rBV	44401	51674	2.87%	0.259%
27	12.286	1731	1734	1740	rVB4	34913	48088	2.67%	0.241%
28	12.333	1740	1742	1751	rVB3	29427	42288	2.35%	0.212%
29	12.410	1751	1755	1761	rBV	677325	754748	41.93%	3.776%
30	12.557	1778	1780	1784	rBV	19137	20498	1.14%	0.103%
31	12.633	1787	1793	1800	rBV	625209	778225	43.24%	3.893%
32	12.780	1814	1818	1826	rVB	1024079	1091561	60.65%	5.461%
33	12.851	1827	1830	1842	rVB4	45844	82942	4.61%	0.415%
34	12.945	1842	1846	1847	rBV2	33442	42134	2.34%	0.211%

Data Path : Z:\SVOASRV\HPCHEM1\BNA F\DATA\BF101218\  
 Data File : BF109848.D  
 Acq On : 12 Oct 2018 21:51  
 Operator : JU/SJ  
 Sample : J5314-03  
 Misc :  
 ALS Vial : 24 Sample Multiplier: 1

Instrument :  
 BNA\_F  
 ClientSampleId :  
 DOCUMENTATION-20

Integration Parameters: rteint.p  
 Integrator: RTE  
 Smoothing : ON Filtering: 5  
 Sampling : 1 Min Area: 3 % of largest Peak  
 Start Thrs: 0.2 Max Peaks: 100  
 Stop Thrs : 0 Peak Location: TOP

If leading or trailing edge < 100 prefer < Baseline drop else tangent >  
 Peak separation: 5

Method : Z:\SVOASRV\HPCHEM1\BNA F\METHODS\8270-BF100818.M  
 Title : ASP BNA STANDARDS FOR 5 POINT CALIBRATION

35	12.963	1847	1849	1855	rVB	74606	78065	4.34%	0.391%
36	13.027	1858	1860	1864	rVV	40468	46671	2.59%	0.233%
37	13.069	1864	1867	1875	rVB2	58385	81688	4.54%	0.409%
38	13.157	1880	1882	1885	rVB	32067	27099	1.51%	0.136%
39	13.192	1885	1888	1891	rBV	29529	36648	2.04%	0.183%
40	13.474	1934	1936	1941	rVB	33993	43436	2.41%	0.217%
41	13.580	1951	1954	1956	rBV	42186	49741	2.76%	0.249%
42	13.604	1956	1958	1960	rVB	32417	30001	1.67%	0.150%
43	13.686	1969	1972	1981	rVB3	87085	129752	7.21%	0.649%
44	13.827	1989	1996	1999	rBV2	652354	991918	55.11%	4.962%
45	13.851	1999	2000	2009	rVV	298192	362201	20.12%	1.812%
46	13.933	2011	2014	2019	rVB	52886	59273	3.29%	0.297%
47	14.216	2060	2062	2065	rBV	43392	42286	2.35%	0.212%
48	14.298	2074	2076	2080	rBV3	34041	44277	2.46%	0.222%
49	14.592	2124	2126	2129	rBV	35079	34298	1.91%	0.172%
50	14.839	2164	2168	2176	rBV	228370	433016	24.06%	2.166%
51	14.933	2182	2184	2190	rBV	29456	32932	1.83%	0.165%
52	15.116	2211	2215	2221	rVB	110701	162835	9.05%	0.815%
53	15.174	2221	2225	2230	rBV	164980	221012	12.28%	1.106%
54	15.227	2230	2234	2247	rVB2	264660	470624	26.15%	2.354%
55	16.580	2459	2464	2471	rBV	62886	147563	8.20%	0.738%
56	16.986	2528	2533	2546	rBV	41566	133963	7.44%	0.670%

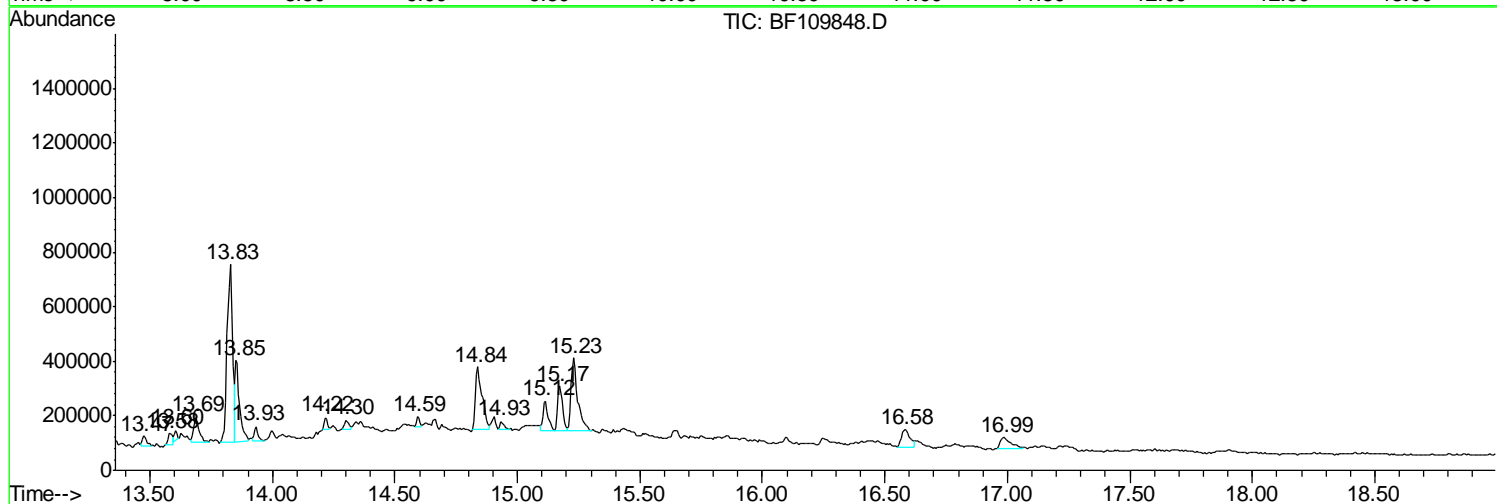
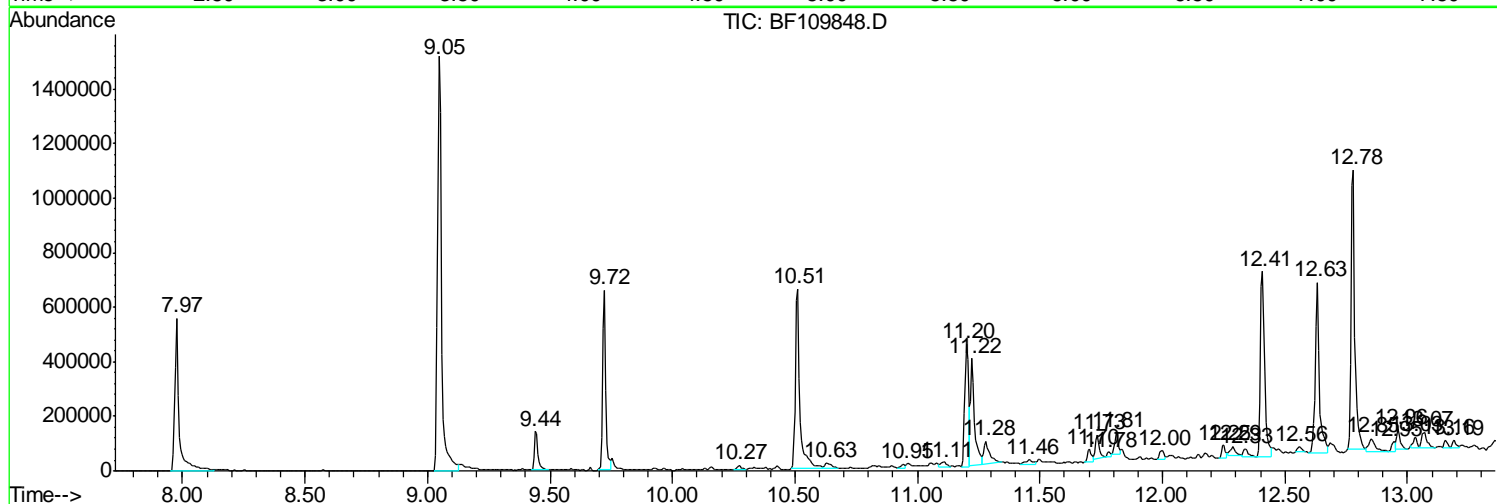
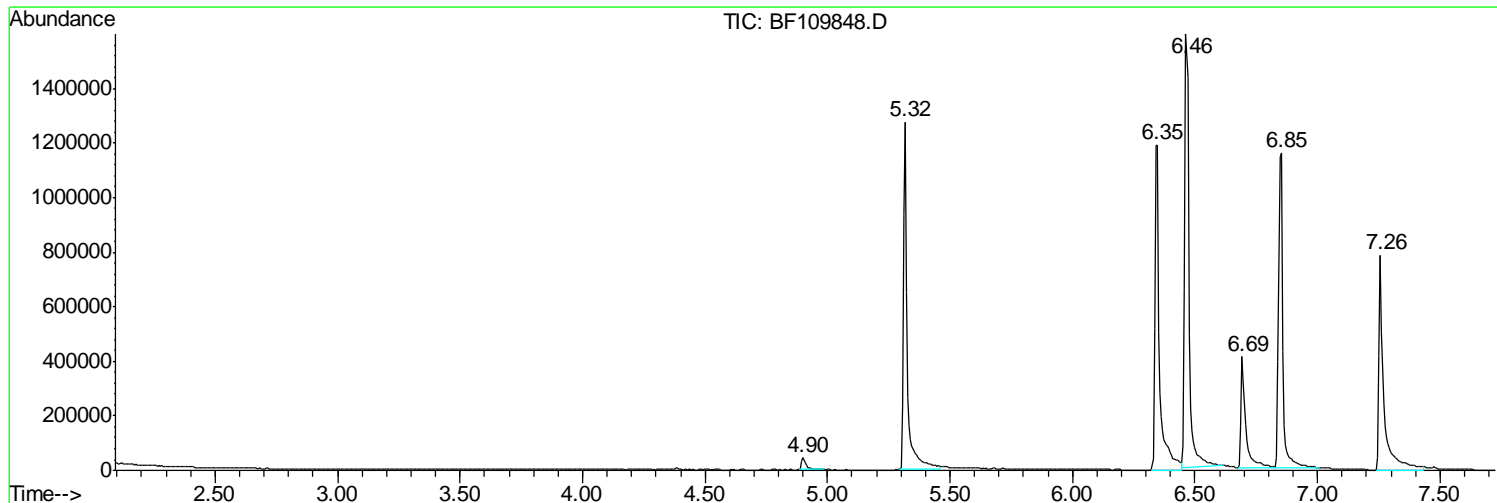
Sum of corrected areas: 19988376

Data Path : Z:\SVOASRV\HPCHEM1\BNA F\DATA\BF101218\  
 Data File : BF109848.D  
 Acq On : 12 Oct 2018 21:51  
 Operator : JU/SJ  
 Sample : J5314-03  
 Misc :  
 ALS Vial : 24 Sample Multiplier: 1

**Instrument :**  
 BNA\_F  
**ClientSampleId :**  
 DOCUMENTATION-20

Quant Method : Z:\SVOASRV\HPCHEM1\BNA F\METHODS\8270-BF100818.M  
 Quant Title : ASP BNA STANDARDS FOR 5 POINT CALIBRATION

TIC Library : C:\DATABASE\NIST11.L  
 TIC Integration Parameters: LSCINT.P



Data Path : Z:\SVOASRV\HPCHEM1\BNA F\DATA\BF101218\  
 Data File : BF109848.D  
 Acq On : 12 Oct 2018 21:51  
 Operator : JU/SJ  
 Sample : J5314-03  
 Misc :  
 ALS Vial : 24 Sample Multiplier: 1

Instrument :  
 BNA\_F  
 ClientSampleID :  
 DOCUMENTATION-20

Quant Method : Z:\SVOASRV\HPCHEM1\BNA F\METHODS\8270-BF100818.M  
 Quant Title : ASP BNA STANDARDS FOR 5 POINT CALIBRATION

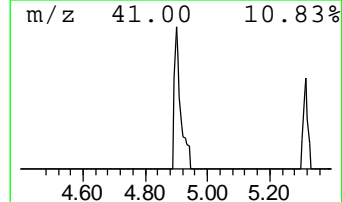
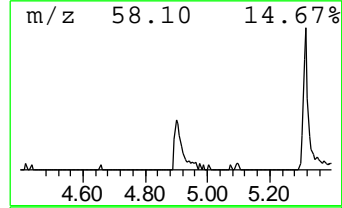
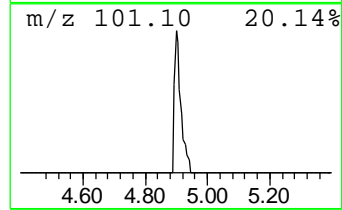
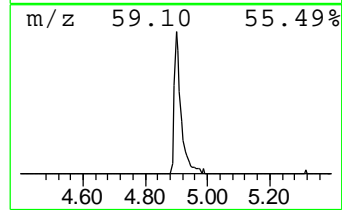
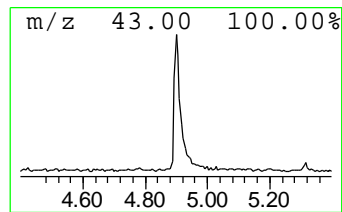
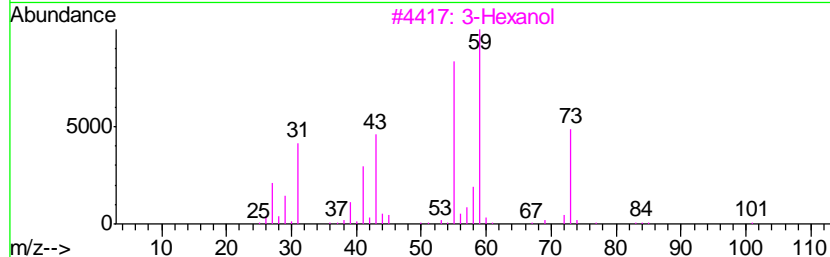
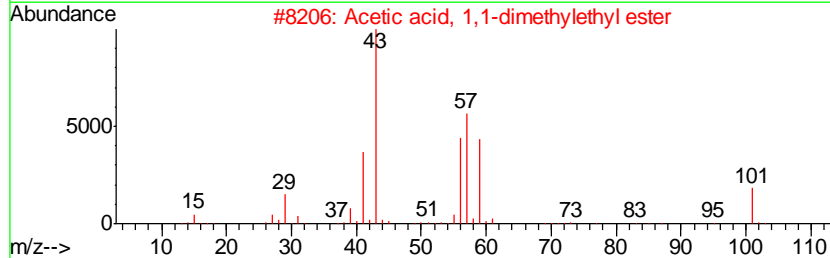
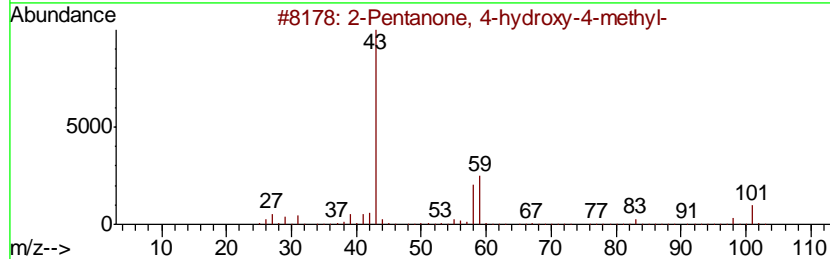
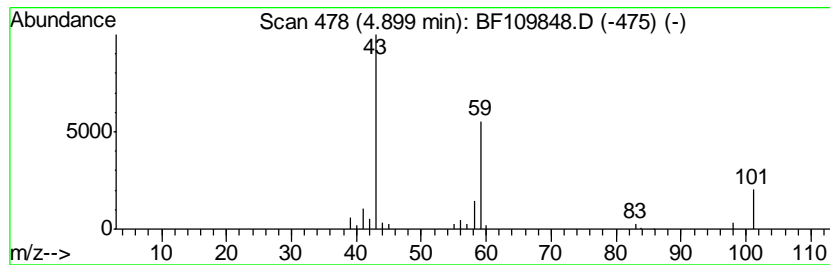
TIC Library : C:\DATABASE\NIST11.L  
 TIC Integration Parameters: LSCINT.P

\*\*\*\*\*  
 Peak Number 1 2-Pentanone, 4-hydroxy-4-me... Concentration Rank 8

R.T.	EstConc	Area	Relative to ISTD	R.T.
4.90	2.38 ng	62732	1,4-Dichlorobenzene-d4	6.69

Hit#	of	Tentative ID	MW	MolForm	CAS#	Qual
1	5	2-Pentanone, 4-hydroxy-4-methyl-	116	C6H12O2	000123-42-2	56
2		Acetic acid, 1,1-dimethylethyl e...	116	C6H12O2	000540-88-5	39
3		3-Hexanol	102	C6H14O	000623-37-0	28
4		Butyl aldoxime, 3-methyl-, syn-	101	C5H11NO	005780-40-5	25
5		3-Octanol	130	C8H18O	000589-98-0	25



Data Path : Z:\SVOASRV\HPCHEM1\BNA F\DATA\BF101218\  
 Data File : BF109848.D  
 Acq On : 12 Oct 2018 21:51  
 Operator : JU/SJ  
 Sample : J5314-03  
 Misc :  
 ALS Vial : 24 Sample Multiplier: 1

Instrument :  
 BNA\_F  
 ClientSampleID :  
 DOCUMENTATION-20

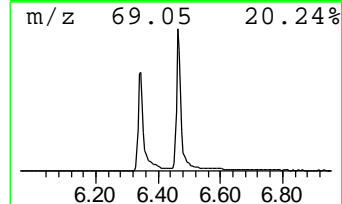
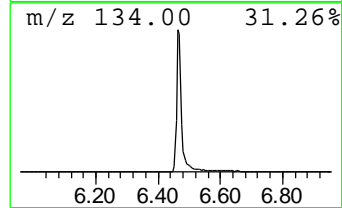
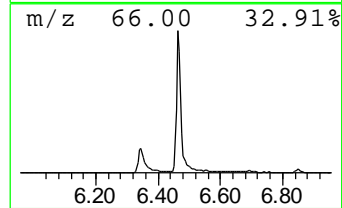
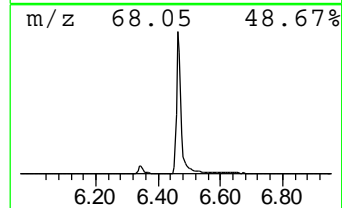
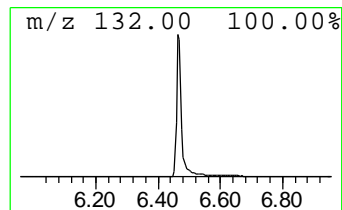
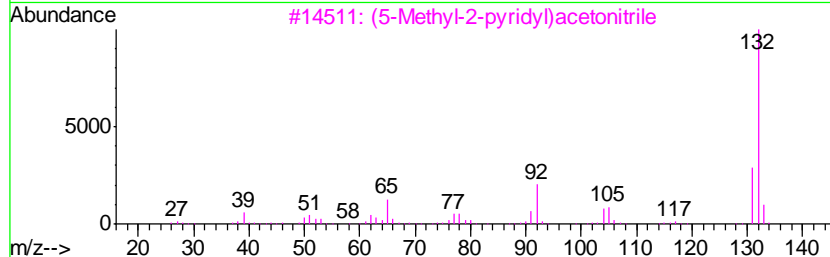
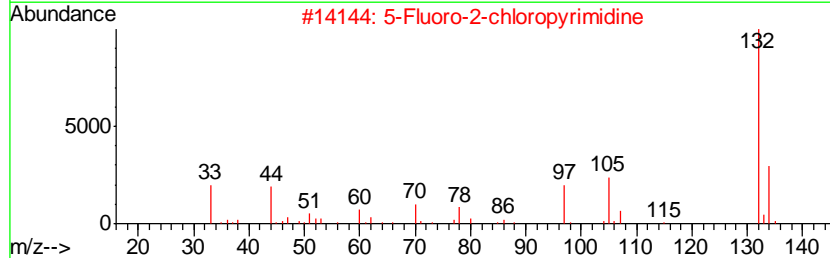
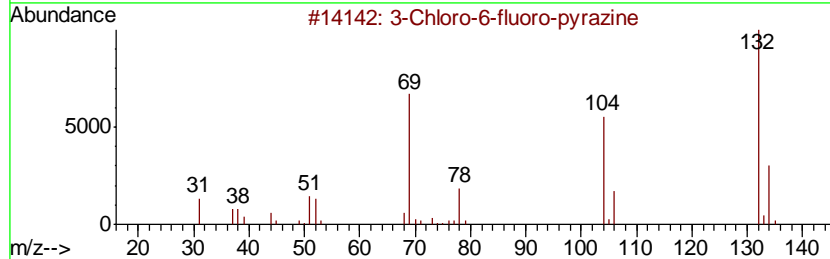
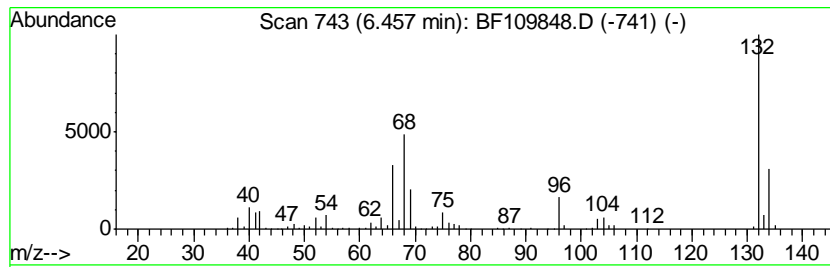
Quant Method : Z:\SVOASRV\HPCHEM1\BNA F\METHODS\8270-BF100818.M  
 Quant Title : ASP BNA STANDARDS FOR 5 POINT CALIBRATION

TIC Library : C:\DATABASE\NIST11.L  
 TIC Integration Parameters: LSCINT.P

\*\*\*\*\*  
 Peak Number 2 unknown6.46 Concentration Rank 1

R.T.	EstConc	Area	Relative to ISTD	R.T.
6.46	68.15 ng	1799880	1,4-Dichlorobenzene-d4	6.69

Hit#	of	Tentative ID	MW	MolForm	CAS#	Qual
1	5	3-Chloro-6-fluoro-pyrazine	132	C4H2ClFN2	1000146-10-7	27
2		5-Fluoro-2-chloropyrimidine	132	C4H2ClFN2	062802-42-0	12
3		(5-Methyl-2-pyridyl)acetonitrile	132	C8H8N2	1000241-93-9	10
4		Tranylcypromine-propionyl	189	C12H15NO	1000123-86-3	10
5		Bicyclo[4.2.0]octa-1,3,5-triene,...	132	C10H12	028749-81-7	9



Data Path : Z:\SVOASRV\HPCHEM1\BNA F\DATA\BF101218\  
 Data File : BF109848.D  
 Acq On : 12 Oct 2018 21:51  
 Operator : JU/SJ  
 Sample : J5314-03  
 Misc :  
 ALS Vial : 24 Sample Multiplier: 1

Instrument :  
 BNA\_F  
 ClientSampleId :  
 DOCUMENTATION-20

Quant Method : Z:\SVOASRV\HPCHEM1\BNA F\METHODS\8270-BF100818.M  
 Quant Title : ASP BNA STANDARDS FOR 5 POINT CALIBRATION

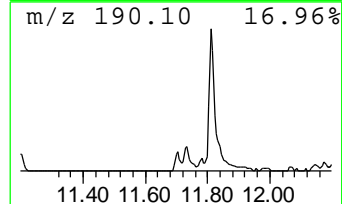
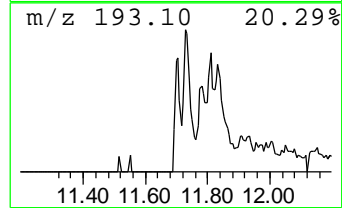
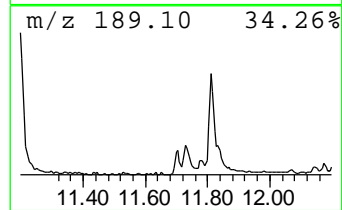
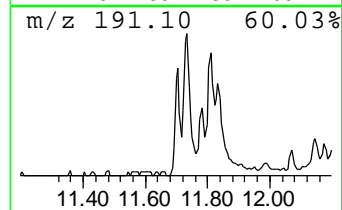
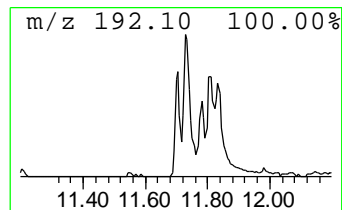
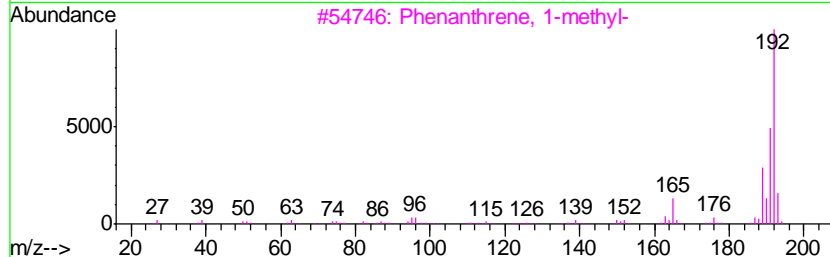
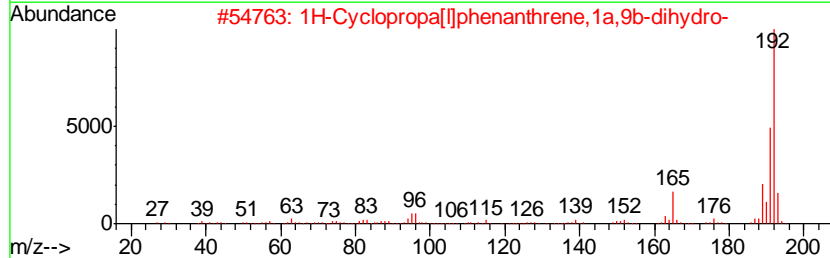
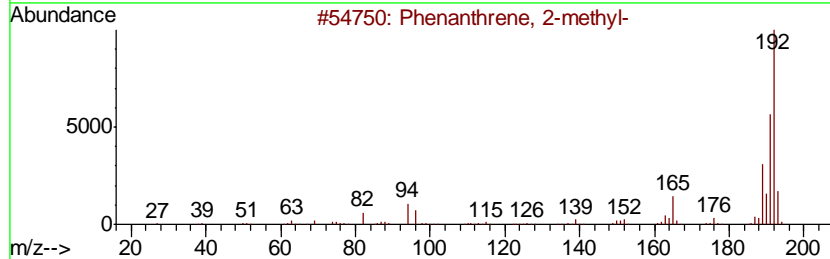
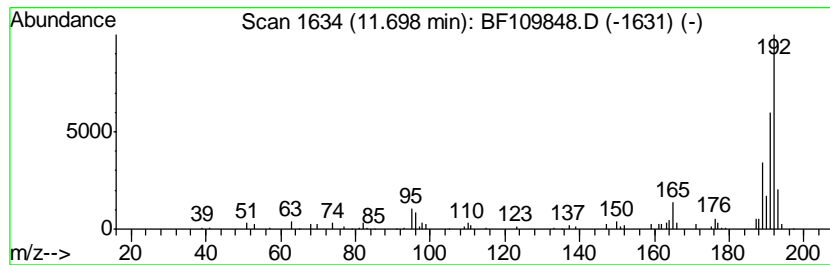
TIC Library : C:\DATABASE\NIST11.L  
 TIC Integration Parameters: LSCINT.P

\*\*\*\*\*  
 Peak Number 4 Phenanthrene, 2-methyl- Concentration Rank 7

R.T.	EstConc	Area	Relative to ISTD	R.T.
11.70	2.41 ng	54210	Phenanthrene-d10	11.20

Hit#	of	Tentative ID	MW	MolForm	CAS#	Qual
1	5	Phenanthrene, 2-methyl-	192	C15H12	002531-84-2	93
2		1H-Cyclopropa[1]phenanthrene,1a,...	192	C15H12	000949-41-7	91
3		Phenanthrene, 1-methyl-	192	C15H12	000832-69-9	91
4		Anthracene, 1-methyl-	192	C15H12	000610-48-0	91
5		Anthracene, 9-methyl-	192	C15H12	000779-02-2	90



Data Path : Z:\SVOASRV\HPCHEM1\BNA F\DATA\BF101218\  
 Data File : BF109848.D  
 Acq On : 12 Oct 2018 21:51  
 Operator : JU/SJ  
 Sample : J5314-03  
 Misc :  
 ALS Vial : 24 Sample Multiplier: 1

Instrument :  
 BNA\_F  
 ClientSampleID :  
 DOCUMENTATION-20

Quant Method : Z:\SVOASRV\HPCHEM1\BNA F\METHODS\8270-BF100818.M  
 Quant Title : ASP BNA STANDARDS FOR 5 POINT CALIBRATION

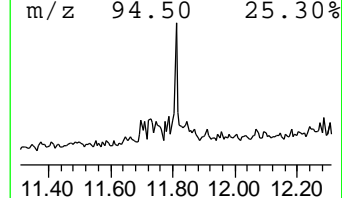
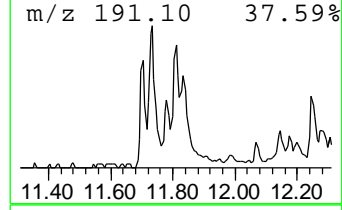
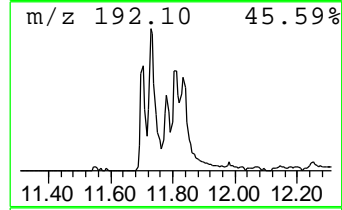
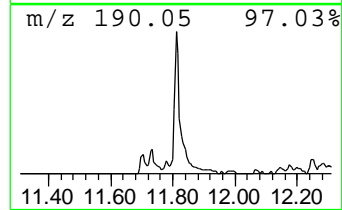
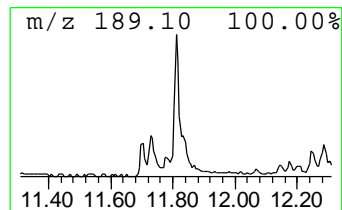
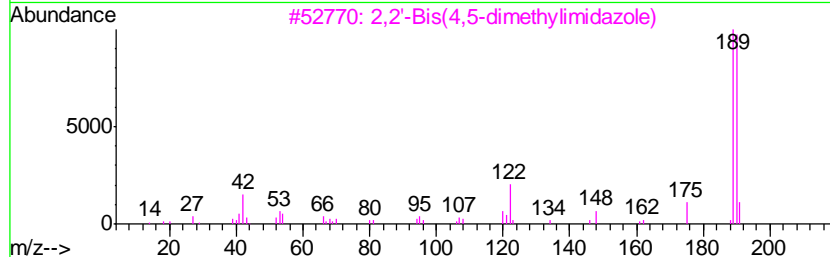
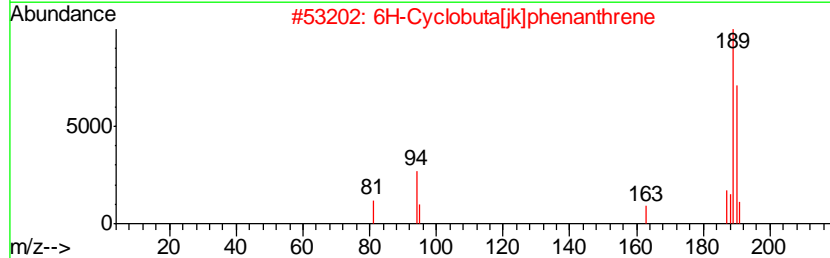
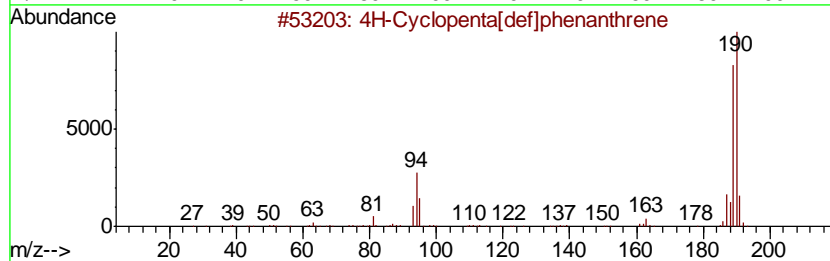
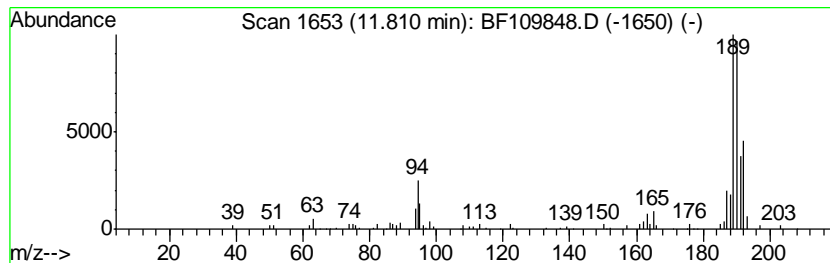
TIC Library : C:\DATABASE\NIST11.L  
 TIC Integration Parameters: LSCINT.P

\*\*\*\*\*  
 Peak Number 6 4H-Cyclopenta[def]phenanthrene Concentration Rank 5

R.T.	EstConc	Area	Relative to ISTD	R.T.
11.81	3.58 ng	80556	Phenanthrene-d10	11.20

Hit#	of	Tentative ID	MW	MolForm	CAS#	Qual
1	5	4H-Cyclopenta[def]phenanthrene	190	C15H10	000203-64-5	81
2		6H-Cyclobuta[jk]phenanthrene	190	C15H10	083469-43-6	68
3		2,2'-Bis(4,5-dimethylimidazole)	190	C10H14N4	069286-06-2	38
4		Megastigmatrienone	190	C13H18O	038818-55-2	18
5		3,5-Dichlorobenzoic acid	190	C7H4Cl2O2	000051-36-5	16



Data Path : Z:\SVOASRV\HPCHEM1\BNA F\DATA\BF101218\  
 Data File : BF109848.D  
 Acq On : 12 Oct 2018 21:51  
 Operator : JU/SJ  
 Sample : J5314-03  
 Misc :  
 ALS Vial : 24 Sample Multiplier: 1

Instrument :  
 BNA\_F  
 ClientSampleID :  
 DOCUMENTATION-20

Quant Method : Z:\SVOASRV\HPCHEM1\BNA F\METHODS\8270-BF100818.M  
 Quant Title : ASP BNA STANDARDS FOR 5 POINT CALIBRATION

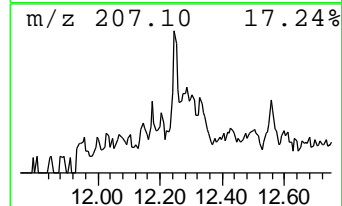
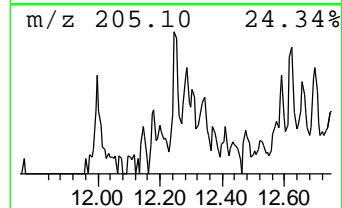
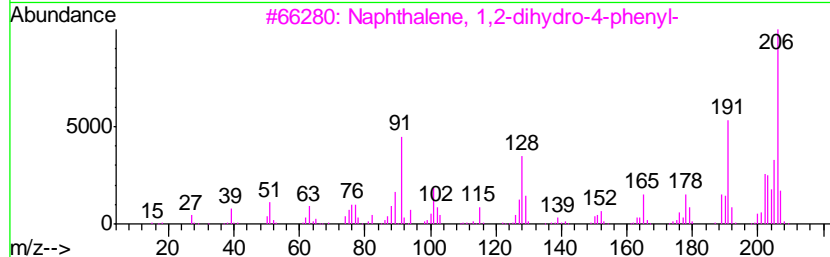
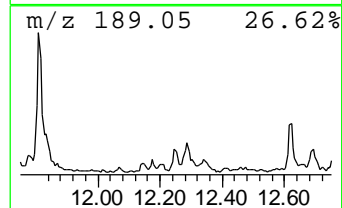
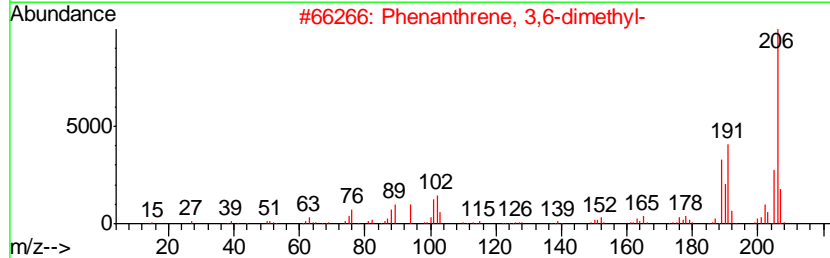
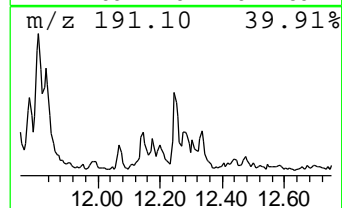
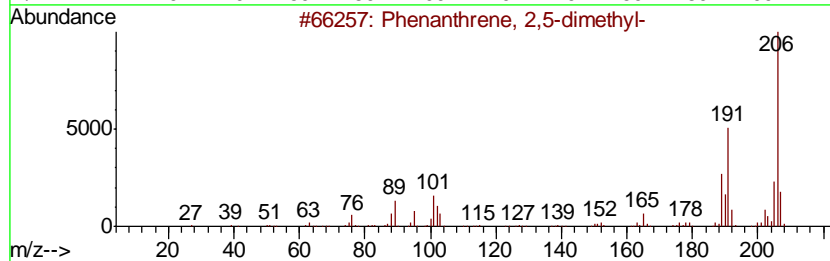
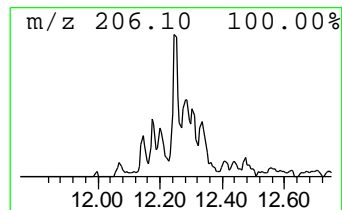
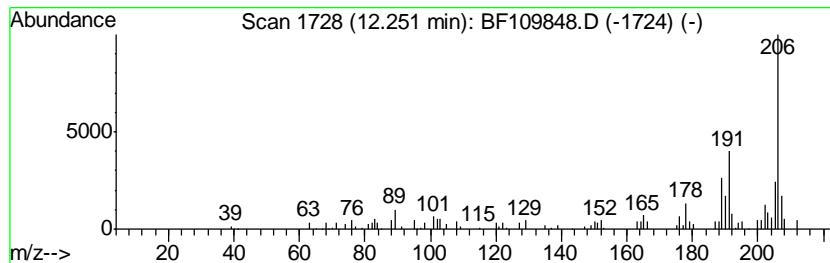
TIC Library : C:\DATABASE\NIST11.L  
 TIC Integration Parameters: LSCINT.P

\*\*\*\*\*  
 Peak Number 7 Phenanthrene, 2,5-dimethyl- Concentration Rank 9

R.T.	EstConc	Area	Relative to ISTD	R.T.
12.25	2.29 ng	51674	Phenanthrene-d10	11.20

Hit#	of	Tentative ID	MW	MolForm	CAS#	Qual
1	5	Phenanthrene, 2,5-dimethyl-	206	C16H14	003674-66-6	96
2		Phenanthrene, 3,6-dimethyl-	206	C16H14	001576-67-6	93
3		Naphthalene, 1,2-dihydro-4-phenyl-	206	C16H14	007469-40-1	93
4		9,10-Dimethylantracene	206	C16H14	000781-43-1	93
5		Phenanthrene, 2,7-dimethyl-	206	C16H14	001576-69-8	93





Data Path : Z:\SVOASRV\HPCHEM1\BNA F\DATA\BF101218\  
 Data File : BF109848.D  
 Acq On : 12 Oct 2018 21:51  
 Operator : JU/SJ  
 Sample : J5314-03  
 Misc :  
 ALS Vial : 24 Sample Multiplier: 1

Instrument :  
 BNA\_F  
 ClientSampleID :  
 DOCUMENTATION-20

Quant Method : Z:\SVOASRV\HPCHEM1\BNA F\METHODS\8270-BF100818.M  
 Quant Title : ASP BNA STANDARDS FOR 5 POINT CALIBRATION

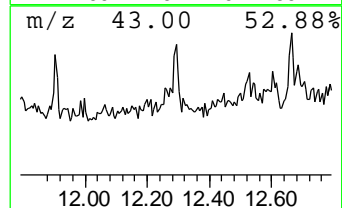
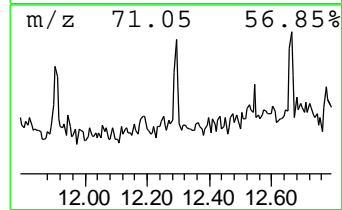
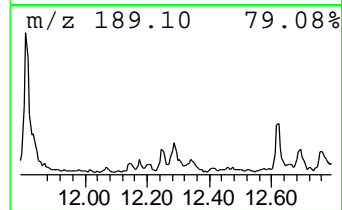
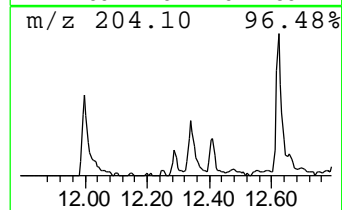
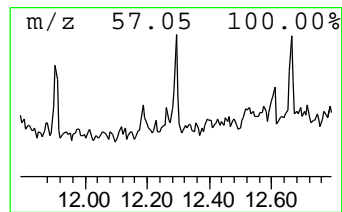
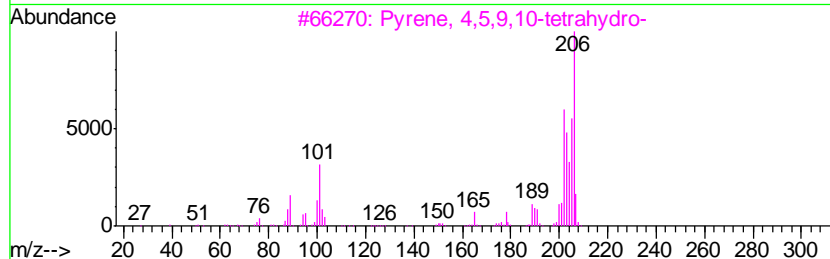
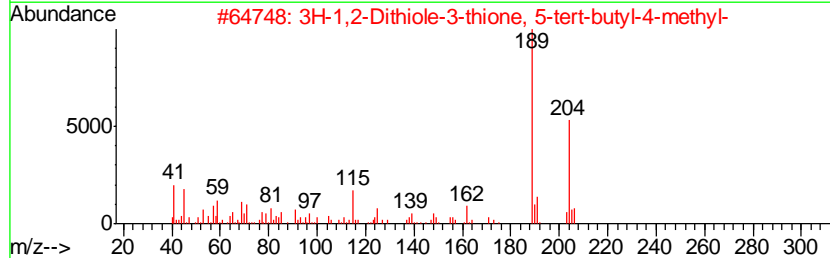
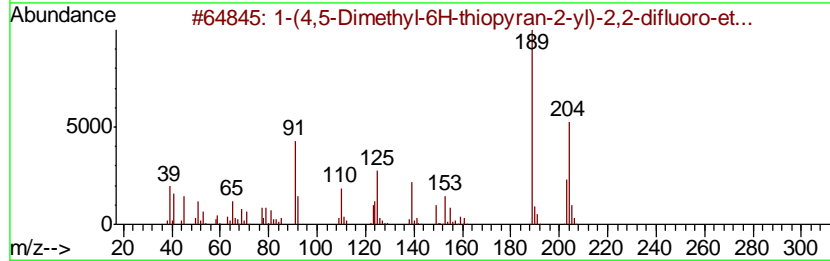
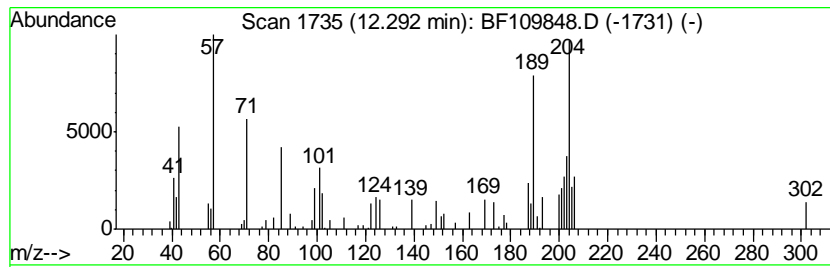
TIC Library : C:\DATABASE\NIST11.L  
 TIC Integration Parameters: LSCINT.P

\*\*\*\*\*  
 Peak Number 8 unknown12.29 Concentration Rank 10

R.T.	EstConc	Area	Relative to ISTD	R.T.
12.29	2.13 ng	48088	Phenanthrene-d10	11.20

Hit#	of	Tentative ID	MW	MolForm	CAS#	Qual
1	5	1-(4,5-Dimethyl-6H-thiopyran-2-yl)-2,2-difluoro-ethane	204	C9H10F2OS	1000318-25-0	43
2		3H-1,2-Dithiole-3-thione, 5-tert-butyl-4-methyl-	204	C8H12S3	013120-76-8	38
3		Pyrene, 4,5,9,10-tetrahydro-	206	C16H14	000781-17-9	30
4		3,4-Dihydrocoumarin, 4,4,7,8-tetrahydro-	204	C13H16O2	040614-36-6	30
5		4-Bromo-2-methyl-2H-pyrazole-3-carboxamide	204	C5H5BrN2O2	1000300-50-8	27



Data Path : Z:\SVOASRV\HPCHEM1\BNA F\DATA\BF101218\  
 Data File : BF109848.D  
 Acq On : 12 Oct 2018 21:51  
 Operator : JU/SJ  
 Sample : J5314-03  
 Misc :  
 ALS Vial : 24 Sample Multiplier: 1

Instrument :  
 BNA\_F  
 ClientSampleID :  
 DOCUMENTATION-20

Quant Method : Z:\SVOASRV\HPCHEM1\BNA F\METHODS\8270-BF100818.M  
 Quant Title : ASP BNA STANDARDS FOR 5 POINT CALIBRATION

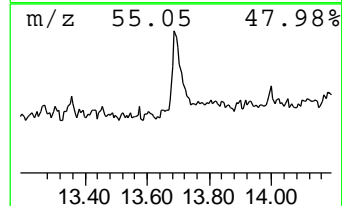
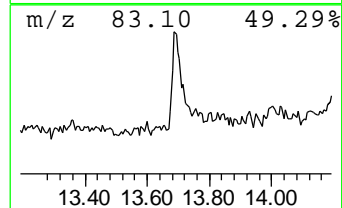
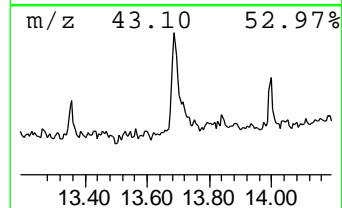
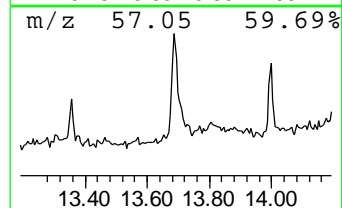
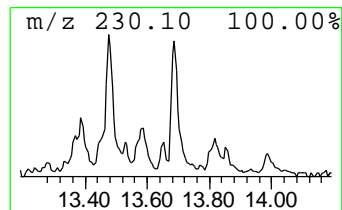
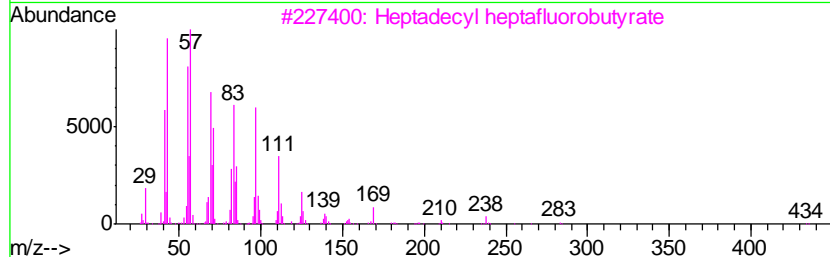
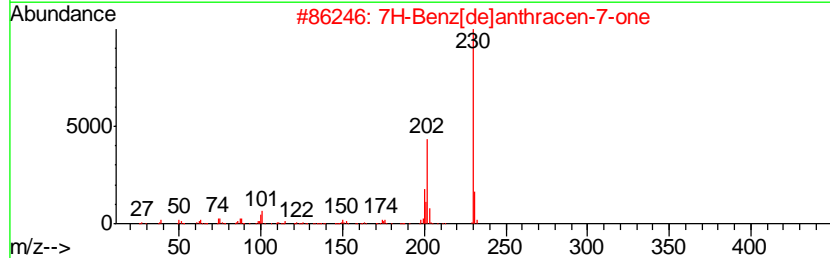
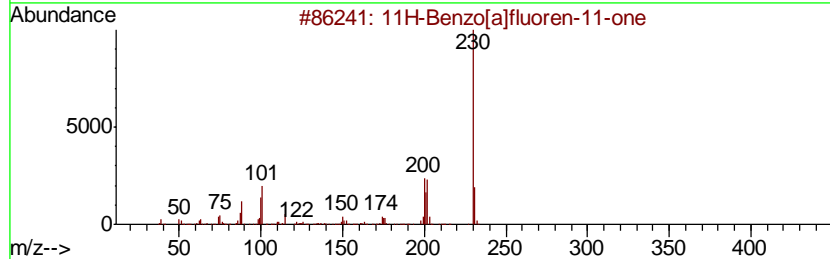
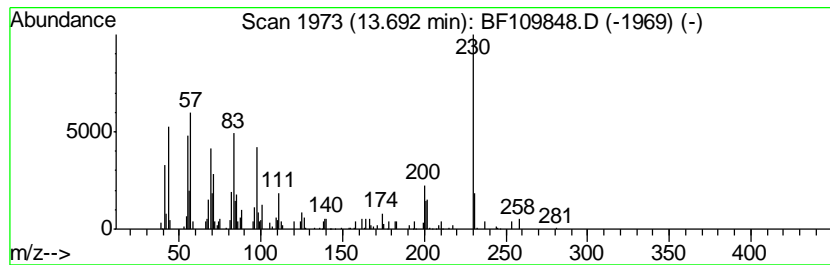
TIC Library : C:\DATABASE\NIST11.L  
 TIC Integration Parameters: LSCINT.P

\*\*\*\*\*  
 Peak Number 9 unknown13.69 Concentration Rank 6

R.T.	EstConc	Area	Relative to ISTD	R.T.
13.69	2.62 ng	129752	Chrysene-d12	13.83

Hit#	of	Tentative ID	MW	MolForm	CAS#	Qual
1	5	11H-Benzo[a]fluoren-11-one	230	C17H10O	000479-79-8	46
2		7H-Benz[de]anthracen-7-one	230	C17H10O	000082-05-3	41
3		Heptadecyl heptafluorobutyrate	452	C21H35F7O2	959085-66-6	30
4		Benzo(a)phenazine	230	C16H10N2	000225-61-6	30
5		Trichloroacetic acid, hexadecyl ...	386	C18H33Cl3O2	074339-54-1	25



Data Path : Z:\SVOASRV\HPCHEM1\BNA F\DATA\BF101218\  
 Data File : BF109848.D  
 Acq On : 12 Oct 2018 21:51  
 Operator : JU/SJ  
 Sample : J5314-03  
 Misc :  
 ALS Vial : 24 Sample Multiplier: 1

Instrument :  
 BNA\_F  
 ClientSampleId :  
 DOCUMENTATION-20

Quant Method : Z:\SVOASRV\HPCHEM1\BNA F\METHODS\8270-BF100818.M  
 Quant Title : ASP BNA STANDARDS FOR 5 POINT CALIBRATION

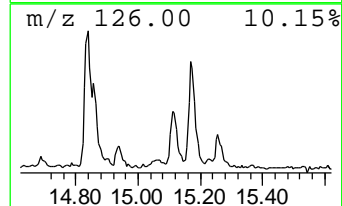
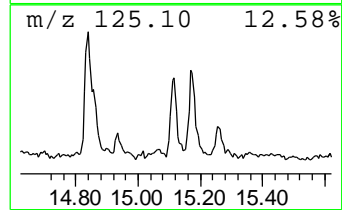
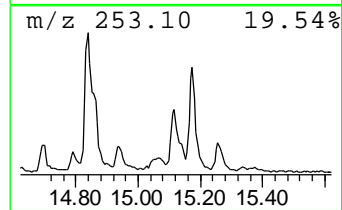
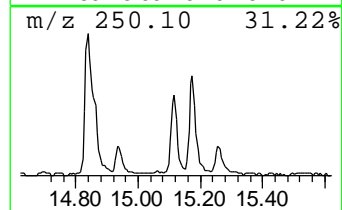
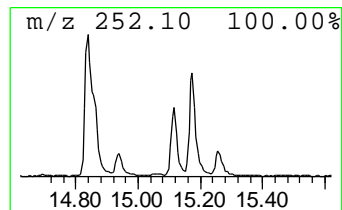
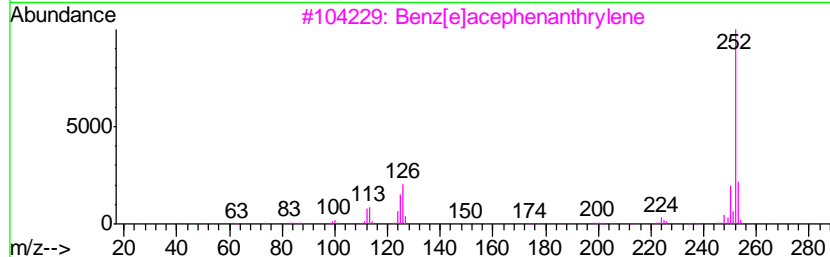
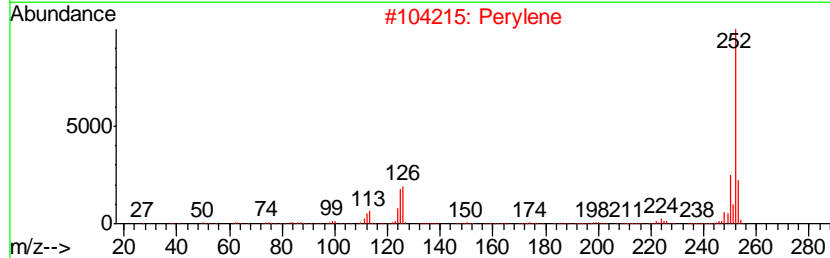
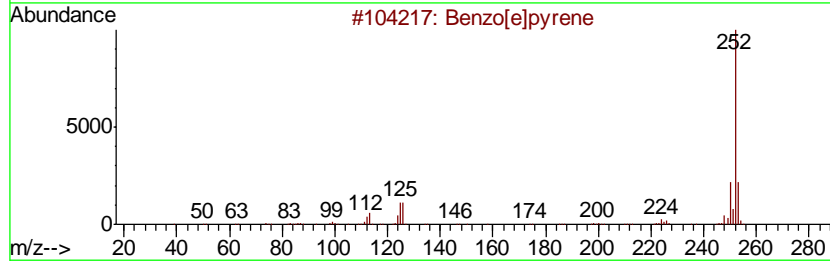
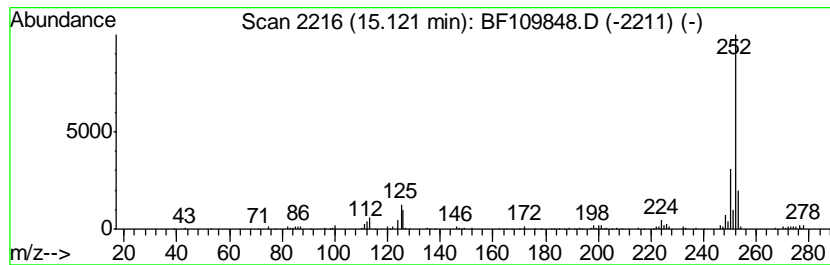
TIC Library : C:\DATABASE\NIST11.L  
 TIC Integration Parameters: LSCINT.P

\*\*\*\*\*  
 Peak Number 10 Benzo[e]pyrene Concentration Rank 3

R.T.	EstConc	Area	Relative to ISTD	R.T.
15.12	6.92 ng	162835	Perylene-d12	15.23

Hit#	of	Tentative ID	MW	MolForm	CAS#	Qual
1	5	Benzo[e]pyrene	252	C20H12	000192-97-2	93
2		Perylene	252	C20H12	000198-55-0	90
3		Benz[e]acephenanthrylene	252	C20H12	000205-99-2	90
4		Benzo[a]pyrene	252	C20H12	000050-32-8	81
5		Benzo[j]fluoranthene	252	C20H12	000205-82-3	76



Data Path : Z:\SVOASRV\HPCHEM1\BNA\_F\DATA\BF101218\  
 Data File : BF109848.D  
 Acq On : 12 Oct 2018 21:51  
 Operator : JU/SJ  
 Sample : J5314-03  
 Misc :  
 ALS Vial : 24 Sample Multiplier: 1

Instrument :  
 BNA\_F  
 ClientSampleId :  
 DOCUMENTATION-20

Quant Method : Z:\SVOASRV\HPCHEM1\BNA\_F\METHODS\8270-BF100818.M  
 Quant Title : ASP BNA STANDARDS FOR 5 POINT CALIBRATION

TIC Library : C:\DATABASE\NIST11.L  
 TIC Integration Parameters: LSCINT.P

TIC Top Hit name	RT	EstConc	Units	Response	--Internal Standard--			
					#	RT	Resp	Conc
2-Pentanone, 4-hy...	4.90	2.4	ng	62732	1	6.69	528246	20.0
unknown6.46	6.46	68.2	ng	1799880	1	6.69	528246	20.0
Phenanthrene, 2-m...	11.70	2.4	ng	54210	4	11.20	450594	20.0
4H-Cyclopenta[def...	11.81	3.6	ng	80556	4	11.20	450594	20.0
Phenanthrene, 2,5...	12.25	2.3	ng	51674	4	11.20	450594	20.0
unknown12.29	12.29	2.1	ng	48088	4	11.20	450594	20.0
unknown13.69	13.69	2.6	ng	129752	5	13.83	991918	20.0
Benzo[e]pyrene	15.12	6.9	ng	162835	6	15.23	470624	20.0