

Data Path : U:\HPCHEM1\BNA F\DATA\BF101816\  
 Data File : BF090634.D  
 Acq On : 18 Oct 2016 18:08  
 Operator : UM/SJ  
 Sample : H5289-03  
 Misc :  
 ALS Vial : 11 Sample Multiplier: 1

Instrument :  
 BNA\_F  
 ClientSampleId :  
 SP-3-3

Quant Time: Oct 19 01:49:27 2016  
 Quant Method : Z:\HPCHEM1\BNA F\METHODS\8270-BF101316.M  
 Quant Title : ASP BNA STANDARDS FOR 5 POINT CALIBRATION  
 QLast Update : Mon Oct 17 19:19:58 2016  
 Response via : Initial Calibration

Internal Standards	R.T.	QIon	Response	Conc	Units	Dev(Min)
1) 1,4-Dichlorobenzene-d4	6.90	152	210845	20.00	ng	-0.01
21) Naphthalene-d8	8.19	136	912903	20.00	ng	-0.01
38) Acenaphthene-d10	9.95	164	422813	20.00	ng	-0.01
63) Phenanthrene-d10	11.43	188	582296	20.00	ng	-0.01
75) Chrysene-d12	14.08	240	520674	20.00	ng	-0.01
86) Perylene-d12	15.54	264	487943	20.00	ng	0.00

## System Monitoring Compounds

5) 2-Fluorophenol	5.51	112	1552239	134.96	ng	0.00
7) Phenol-d6	6.54	99	2015218	117.92	ng	0.00
23) Nitrobenzene-d5	7.47	82	1456455	88.63	ng	-0.01
41) 2,4,6-Tribromophenol	10.74	330	376239	99.81	ng	-0.01
44) 2-Fluorobiphenyl	9.26	172	1981024	77.20	ng	-0.01
78) Terphenyl-d14	13.02	244	1599903	71.55	ng	-0.01

## Target Compounds

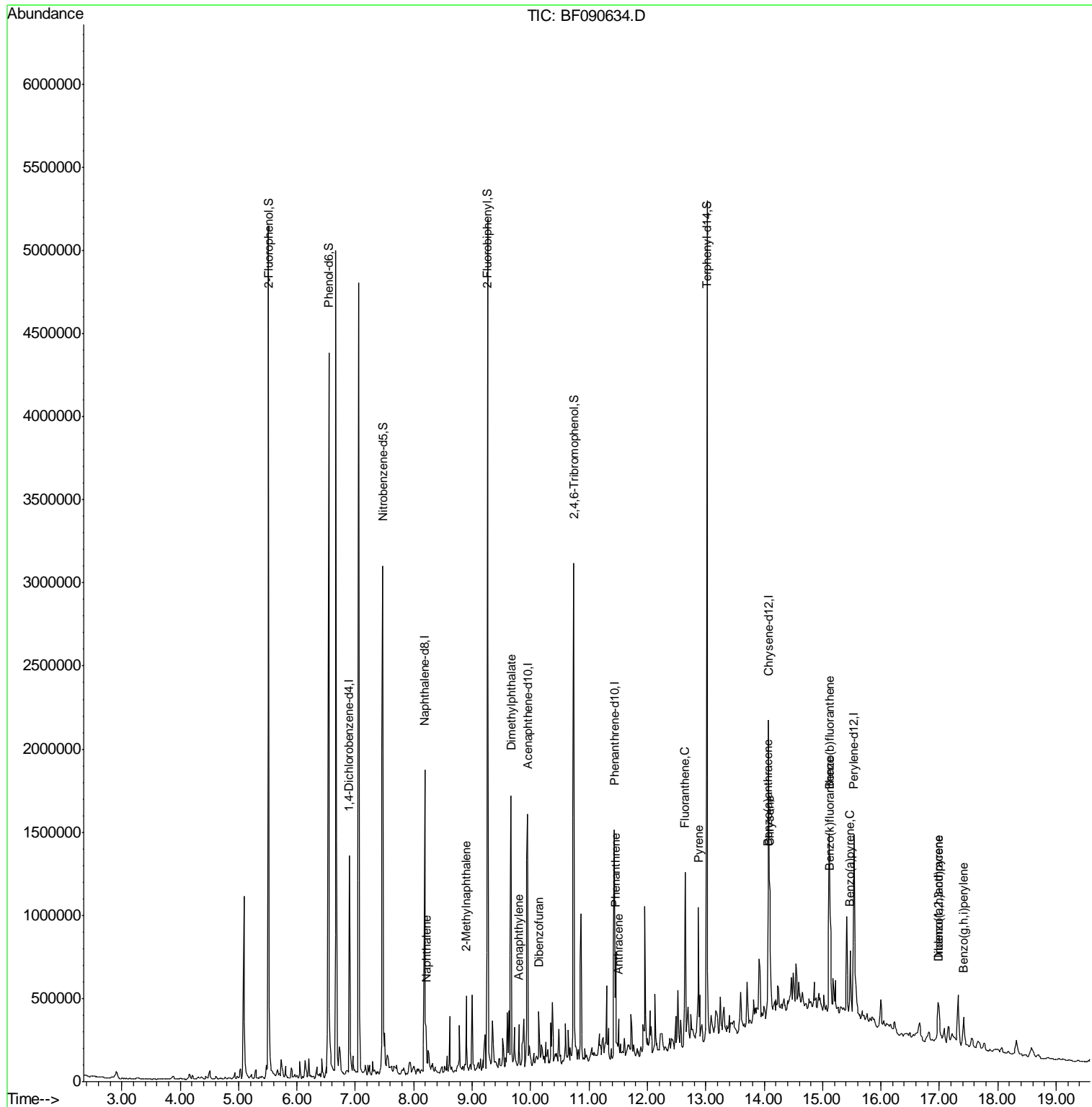
Target Compounds	R.T.	QIon	Response	Conc	Units	Qvalue
31) Naphthalene	8.21	128	146955	3.16	ng	99
37) 2-Methylnaphthalene	8.90	142	122531	4.49	ng	98
48) Acenaphthylene	9.80	152	78006	2.04	ng	# 97
49) Dimethylphthalate	9.66	163	620526	22.62	ng	# 98
54) Dibenzofuran	10.14	168	87320	2.61	ng	# 82
70) Phenanthrene	11.46	178	260801	8.39	ng	98
71) Anthracene	11.50	178	110946	3.32	ng	99
74) Fluoranthene	12.65	202	379560	12.14	ng	96
77) Pyrene	12.87	202	316655	9.18	ng	98
80) Benzo(a)anthracene	14.06	228	227094m	7.66	ng	
82) Chrysene	14.10	228	374513m	13.11	ng	
85) Indeno(1,2,3-cd)pyrene	16.98	276	171770	10.40	ng	96
87) Benzo(b)fluoranthene	15.12	252	517341m	16.20	ng	
88) Benzo(k)fluoranthene	15.13	252	207618m	6.04	ng	
89) Benzo(a)pyrene	15.47	252	208983	7.15	ng	# 95
90) Dibenzo(a,h)anthracene	16.99	278	50317	2.26	ng	# 89
91) Benzo(a,h,i)perylene	17.41	276	146651	6.90	ng	98

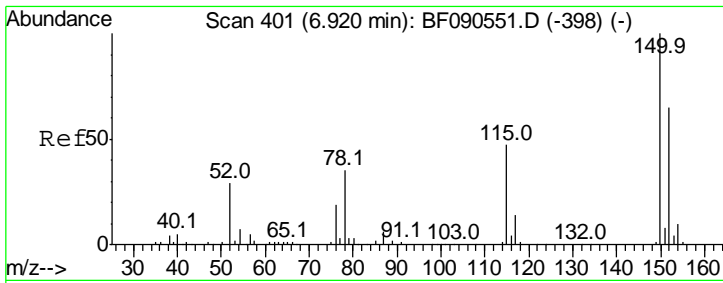
(#) = qualifier out of range (m) = manual integration (+) = signals summed

Data Path : U:\HPCHEM1\BNA F\DATA\BF101816\  
 Data File : BF090634.D  
 Acq On : 18 Oct 2016 18:08  
 Operator : UM/SJ  
 Sample : H5289-03  
 Misc :  
 ALS Vial : 11 Sample Multiplier: 1

Instrument :  
 BNA\_F  
 Client Sampled :  
 SP-3-3

Quant Time: Oct 19 01:49:27 2016  
 Quant Method : Z:\HPCHEM1\BNA F\METHODS\8270-BF101316.M  
 Quant Title : ASP BNA STANDARDS FOR 5 POINT CALIBRATION  
 QLast Update : Mon Oct 17 19:19:58 2016  
 Response via : Initial Calibration

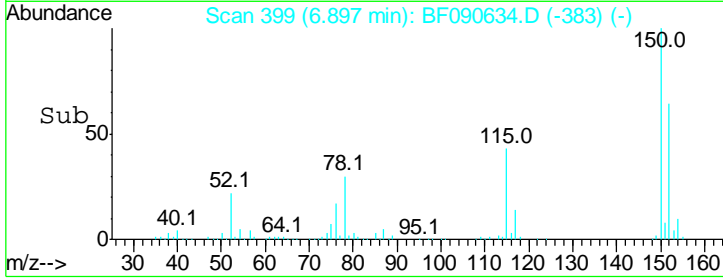
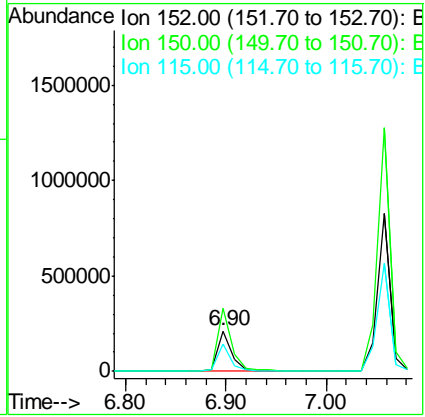
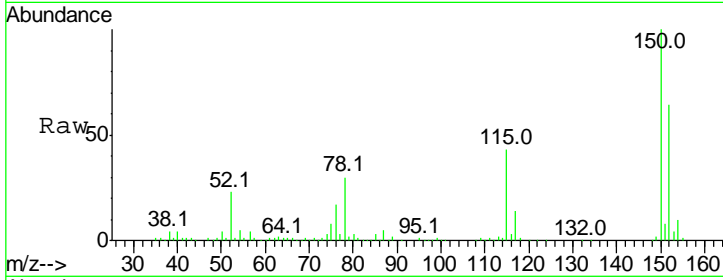




#1  
 1,4-Dichlorobenzene-d4  
 Concen: 20.00 ng  
 RT: 6.90 min Scan# 399  
 Delta R.T. -0.01 min  
 Lab File: BF090634.D  
 Acq: 18 Oct 2016 18:08

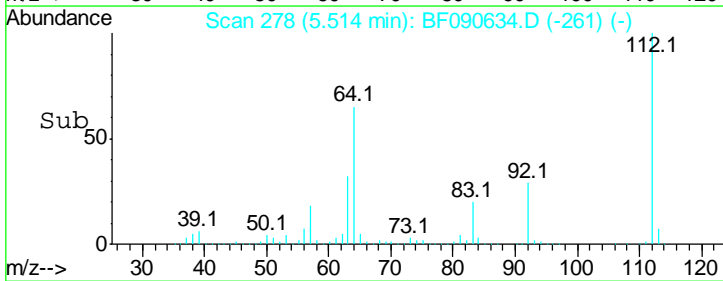
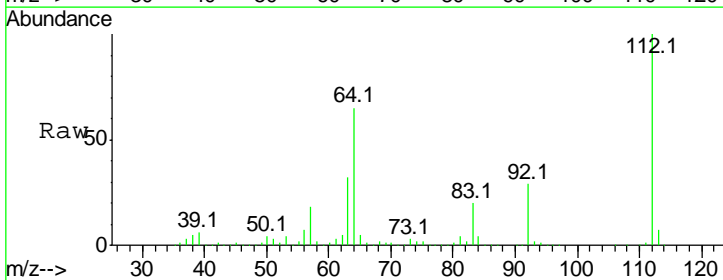
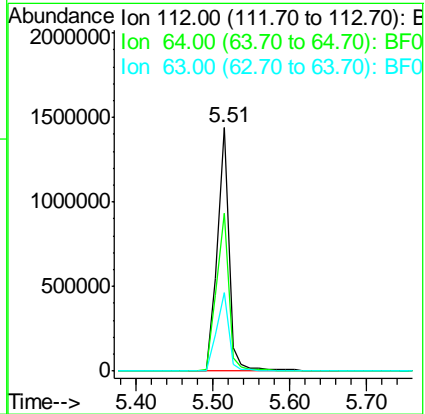
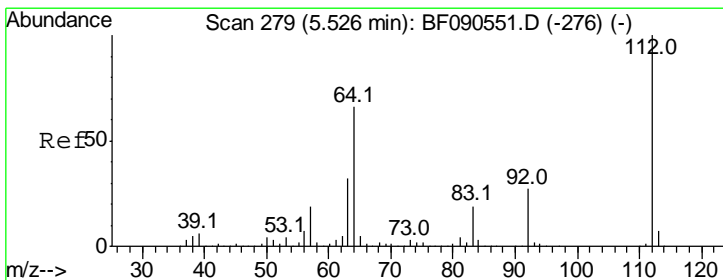
**Instrument :**  
 BNA\_F  
**ClientSampled :**  
 SP-3-3

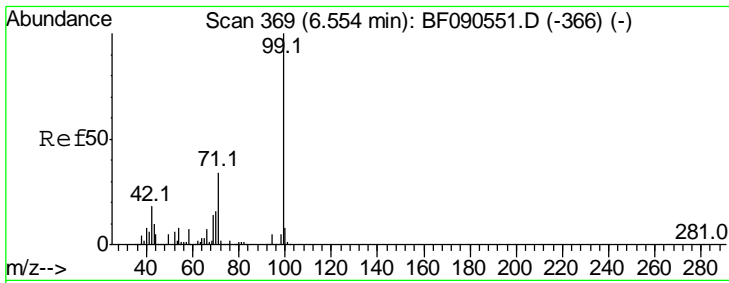
Tgt Ion	Resp	Lower	Upper
152	210845		
152	100		
150	157.0	127.2	190.8
115	67.9	58.6	88.0



#5  
 2-Fluorophenol  
 Concen: 134.96 ng  
 RT: 5.51 min Scan# 278  
 Delta R.T. -0.00 min  
 Lab File: BF090634.D  
 Acq: 18 Oct 2016 18:08

Tgt Ion	Resp	Lower	Upper
112	1552239		
112	100		
64	65.0	52.6	78.8
63	32.0	26.0	39.0

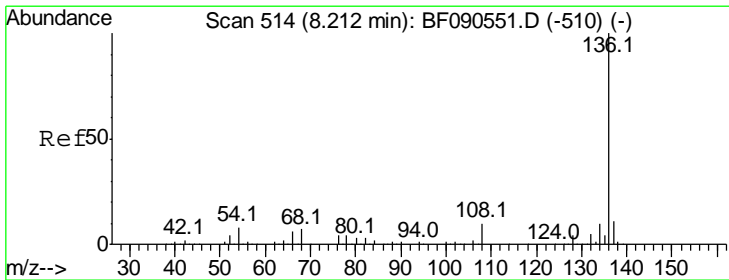
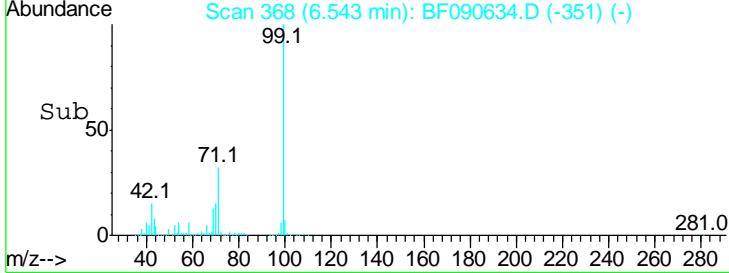
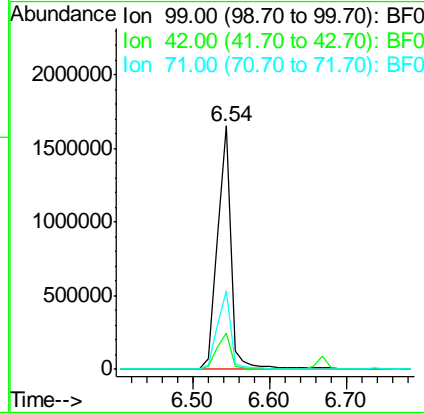
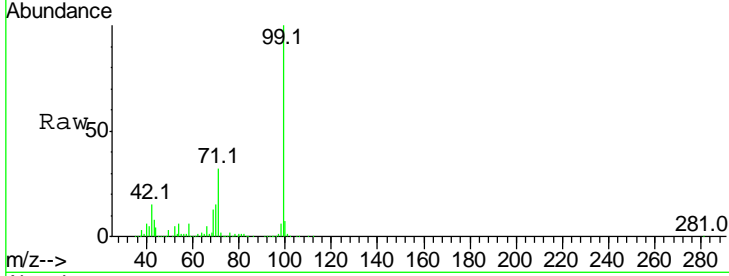




#7  
 Phenol-d6  
 Concen: 117.92 ng  
 RT: 6.54 min Scan# 368  
 Delta R.T. -0.00 min  
 Lab File: BF090634.D  
 Acq: 18 Oct 2016 18:08

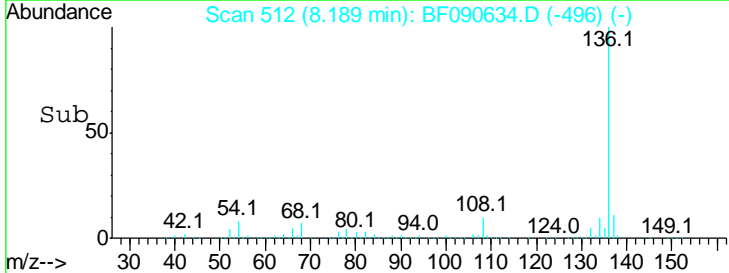
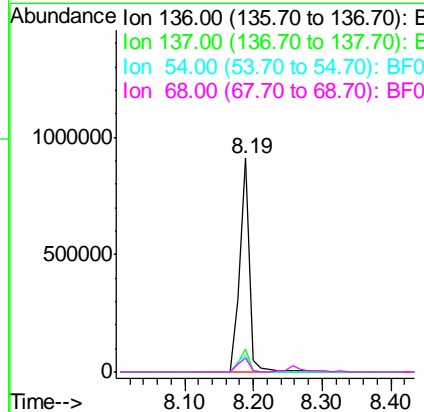
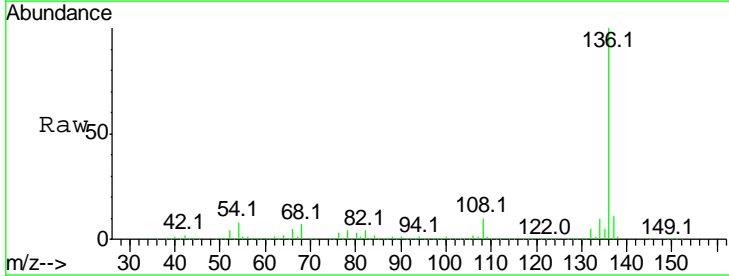
Instrument :  
 BNA\_F  
 ClientSampled :  
 SP-3-3

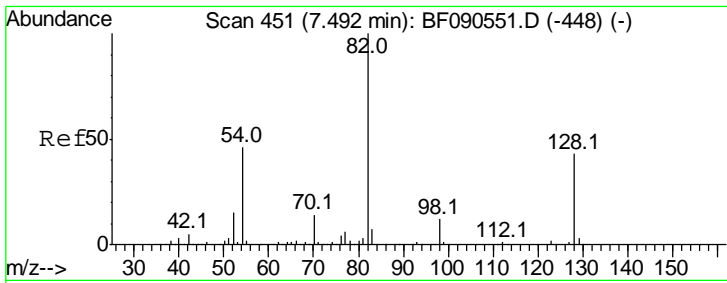
Tgt Ion	Resp	Lower	Upper
99	100		
42	14.9	14.7	22.1
71	32.4	27.6	41.4



#21  
 Naphthalene-d8  
 Concen: 20.00 ng  
 RT: 8.19 min Scan# 512  
 Delta R.T. -0.01 min  
 Lab File: BF090634.D  
 Acq: 18 Oct 2016 18:08

Tgt Ion	Resp	Lower	Upper
136	100		
137	10.9	8.8	13.2
54	7.6	6.8	10.2
68	6.8	6.0	9.0

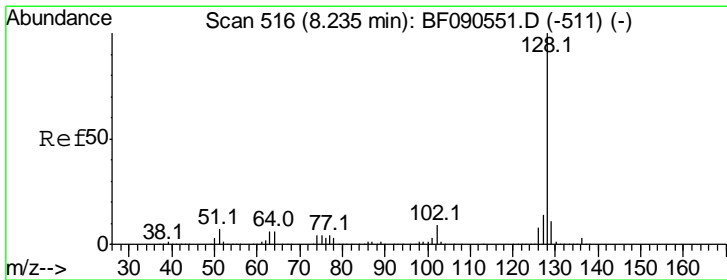
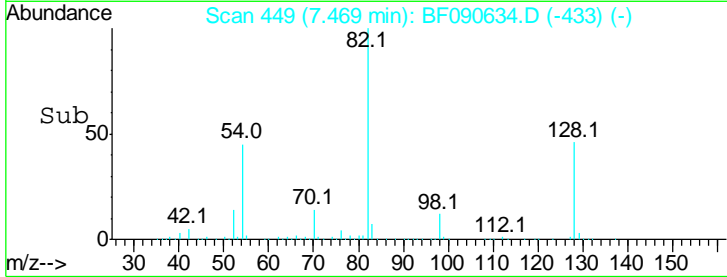
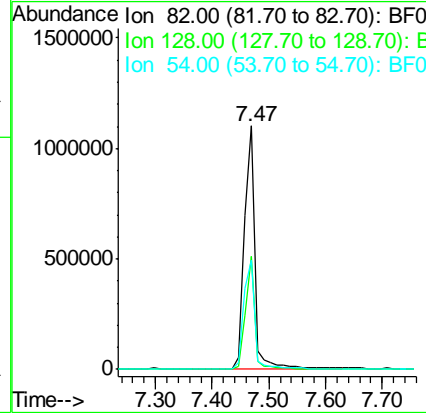
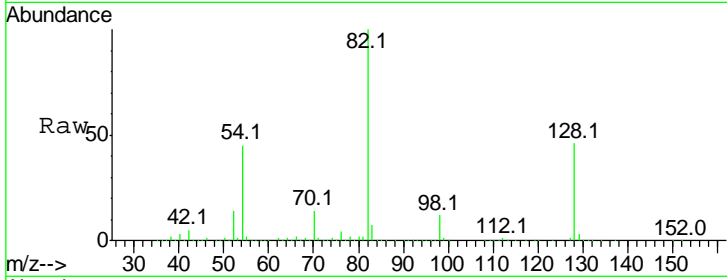




#23  
 Nitrobenzene-d5  
 Concen: 88.63 ng  
 RT: 7.47 min Scan# 449  
 Delta R.T. -0.01 min  
 Lab File: BF090634.D  
 Acq: 18 Oct 2016 18:08

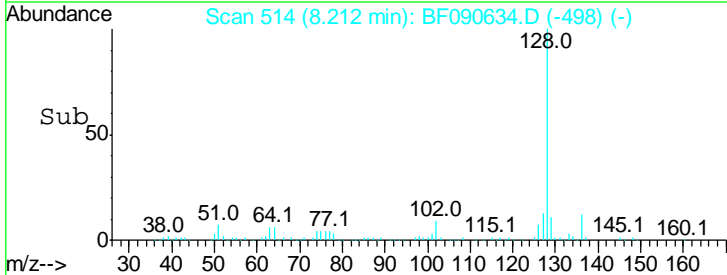
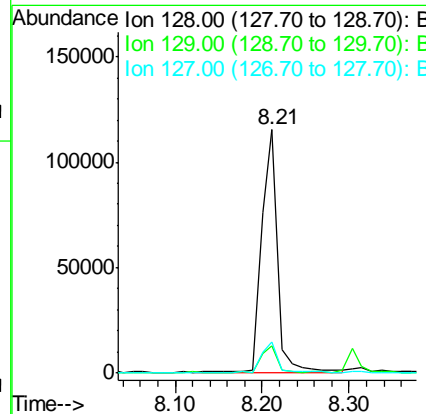

**Instrument :**  
 BNA\_F  
**ClientSampled :**  
 SP-3-3

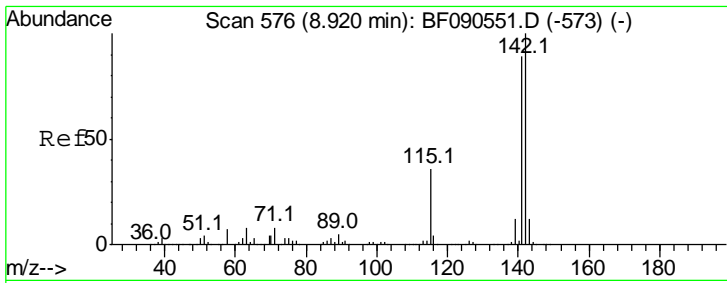
Tgt Ion	Resp	Lower	Upper
82	1456455		
Ion Ratio			
82	100		
128	46.3	34.3	51.5
54	44.6	37.0	55.6



#31  
 Naphthalene  
 Concen: 3.16 ng  
 RT: 8.21 min Scan# 514  
 Delta R.T. -0.01 min  
 Lab File: BF090634.D  
 Acq: 18 Oct 2016 18:08

Tgt Ion	Resp	Lower	Upper
128	146955		
Ion Ratio			
128	100		
129	11.2	9.0	13.6
127	12.9	10.8	16.2

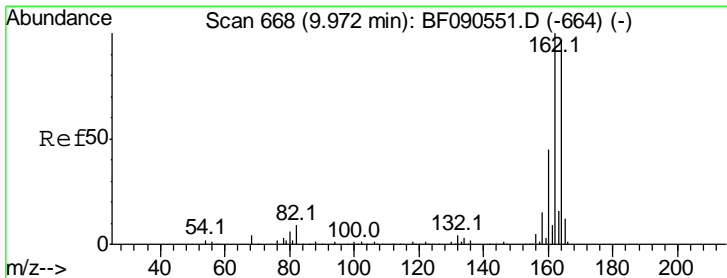
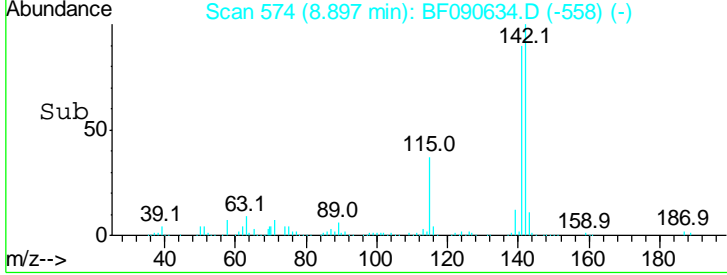
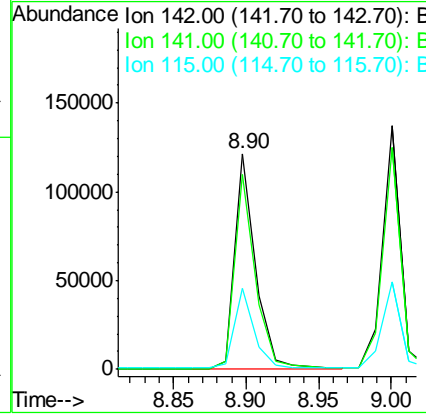
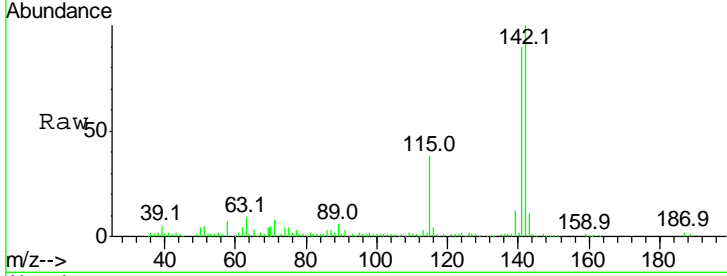




#37  
 2-Methylnaphthalene  
 Concen: 4.49 ng  
 RT: 8.90 min Scan# 574  
 Delta R.T. -0.01 min  
 Lab File: BF090634.D  
 Acq: 18 Oct 2016 18:08

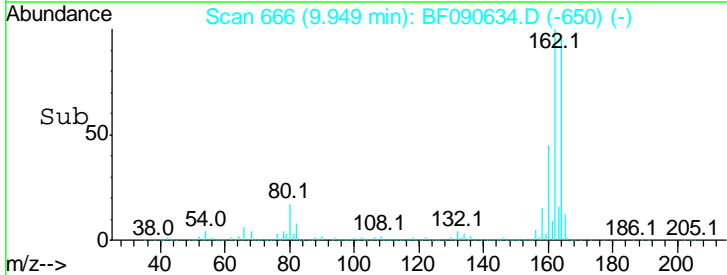
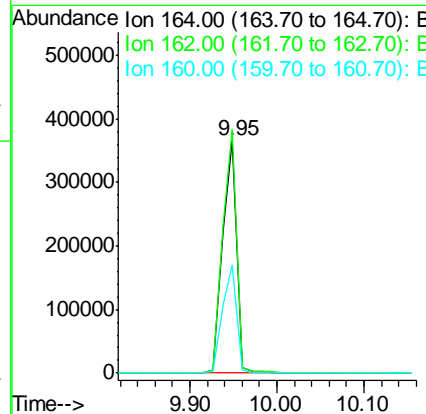
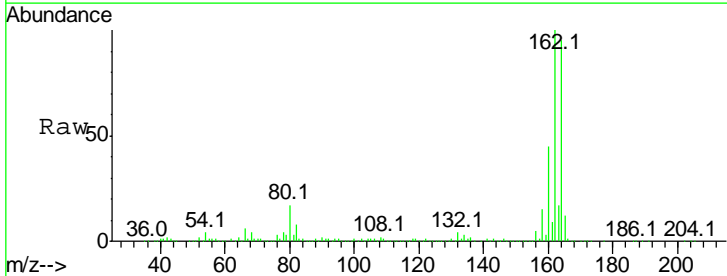
Instrument :  
 BNA\_F  
 ClientSampled :  
 SP-3-3

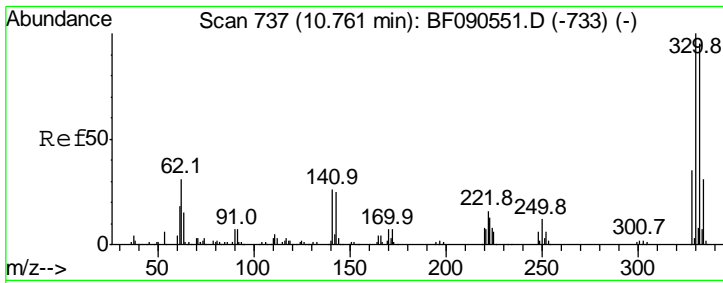
Tgt Ion	Resp	Lower	Upper
142	100		
141	90.2	71.3	106.9
115	37.8	28.8	43.2



#38  
 Acenaphthene-d10  
 Concen: 20.00 ng  
 RT: 9.95 min Scan# 666  
 Delta R.T. -0.01 min  
 Lab File: BF090634.D  
 Acq: 18 Oct 2016 18:08

Tgt Ion	Resp	Lower	Upper
164	100		
162	104.8	82.2	123.4
160	46.7	36.6	55.0



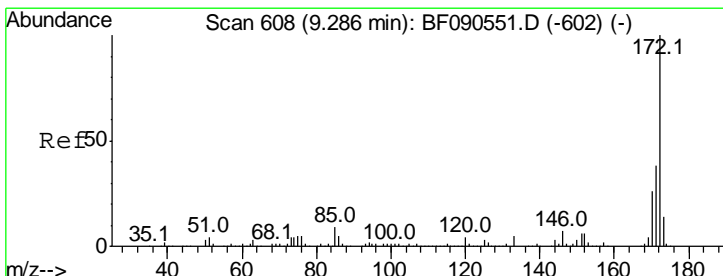
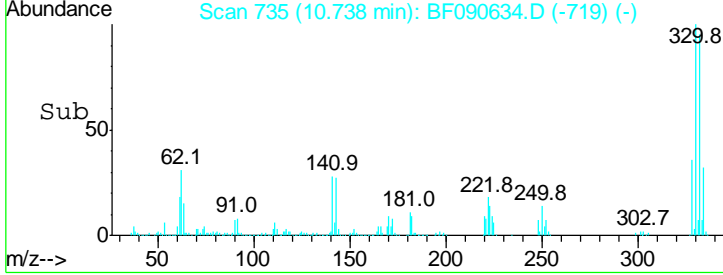
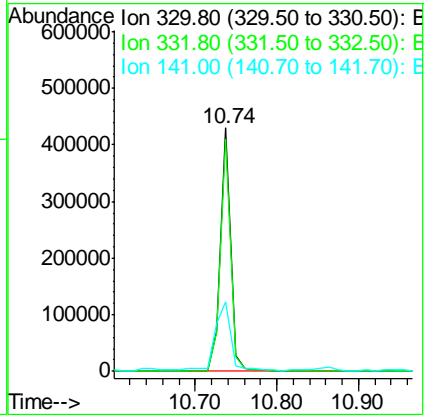
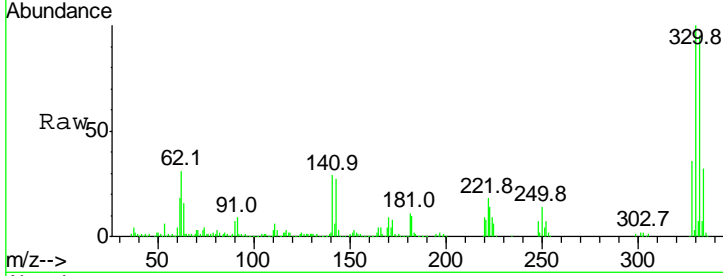


#41  
 2,4,6-Tribromophenol  
 Concen: 99.81 ng  
 RT: 10.74 min Scan# 735  
 Delta R.T. -0.01 min  
 Lab File: BF090634.D  
 Acq: 18 Oct 2016 18:08

**Instrument :**  
 BNA\_F  
**ClientSampled :**  
 SP-3-3

Tot Ion: 330 Resp: 376239

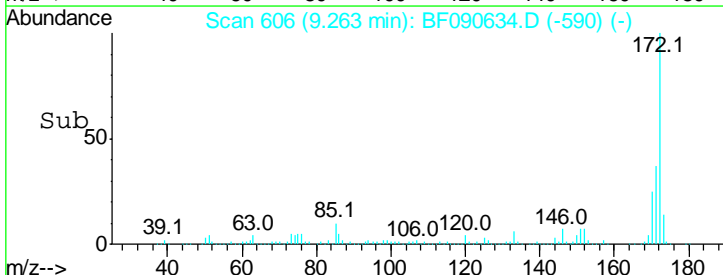
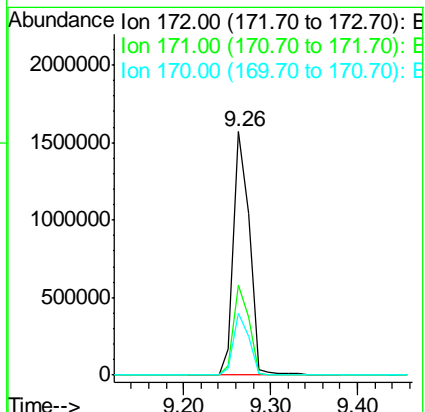
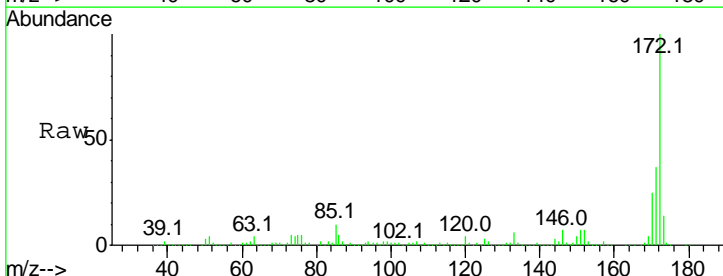
Ion	Ratio	Lower	Upper
330	100		
332	95.5	76.2	114.2
141	43.1	31.4	47.2

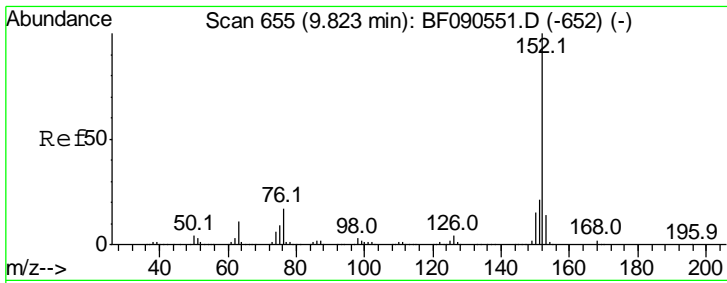


#44  
 2-Fluorobiphenyl  
 Concen: 77.20 ng  
 RT: 9.26 min Scan# 606  
 Delta R.T. -0.01 min  
 Lab File: BF090634.D  
 Acq: 18 Oct 2016 18:08

Tgt Ion: 172 Resp: 1981024

Ion	Ratio	Lower	Upper
172	100		
171	37.2	30.1	45.1
170	25.3	20.6	30.8

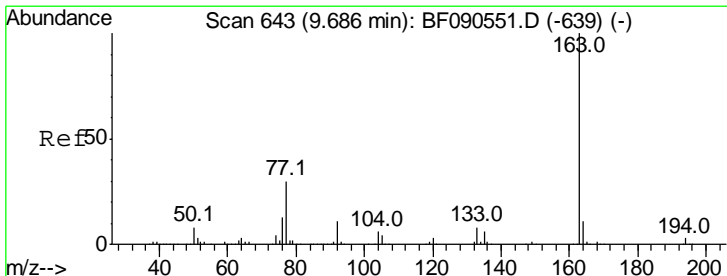
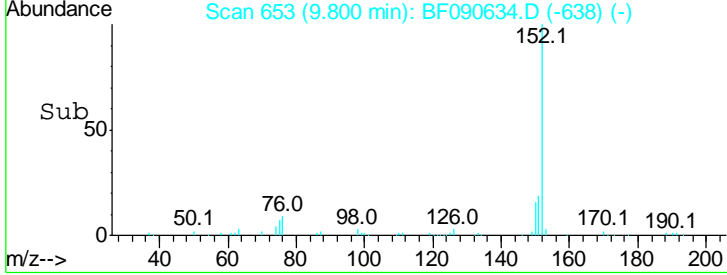
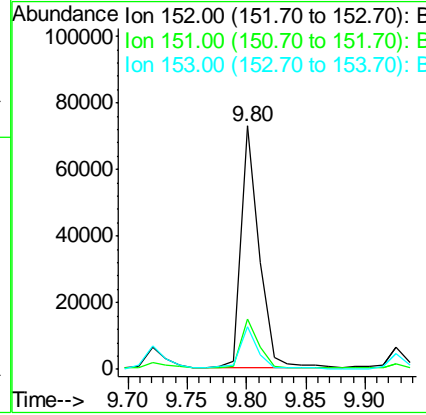
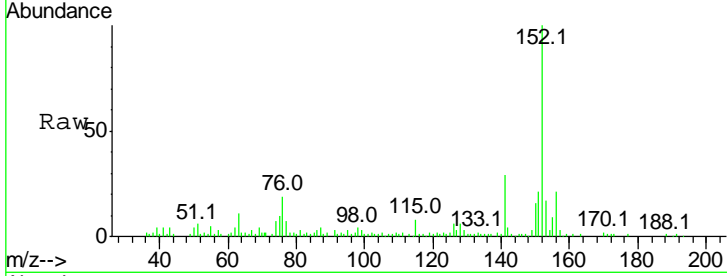




#48  
 Acenaphthylene  
 Concen: 2.04 ng  
 RT: 9.80 min Scan# 653  
 Delta R.T. -0.02 min  
 Lab File: BF090634.D  
 Acq: 18 Oct 2016 18:08

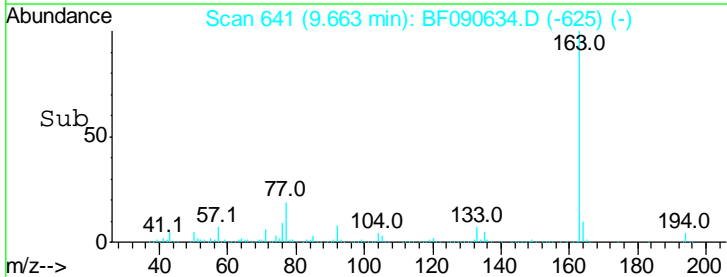
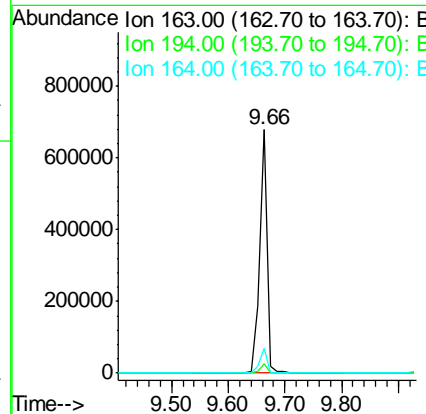
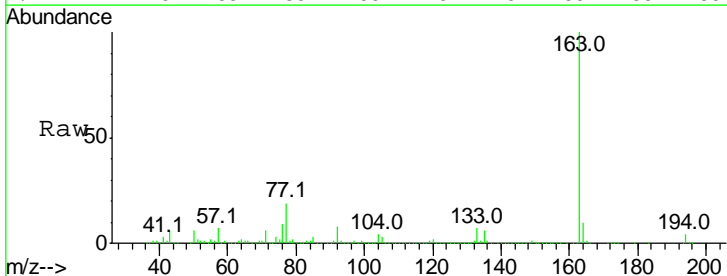
Instrument :  
 BNA\_F  
 ClientSampled :  
 SP-3-3

Tgt Ion	Resp	Lower	Upper
152	100		
151	20.8	16.6	25.0
153	17.4	11.3	16.9#

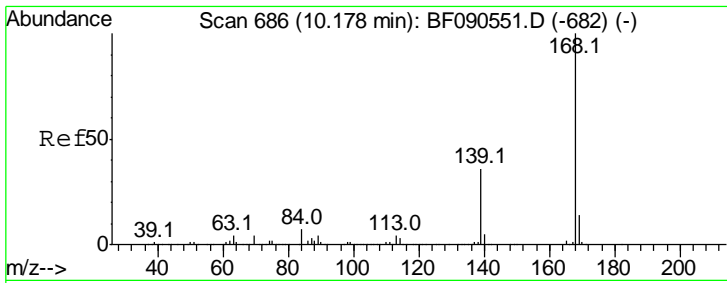


#49  
 Dimethylphthalate  
 Concen: 22.62 ng  
 RT: 9.66 min Scan# 641  
 Delta R.T. -0.01 min  
 Lab File: BF090634.D  
 Acq: 18 Oct 2016 18:08

Tgt Ion	Resp	Lower	Upper
163	100		
194	3.6	2.3	3.5#
164	10.0	8.6	13.0



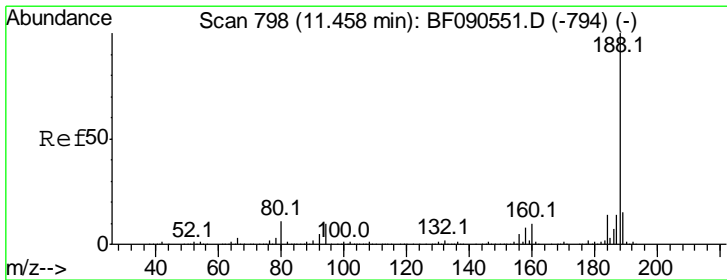
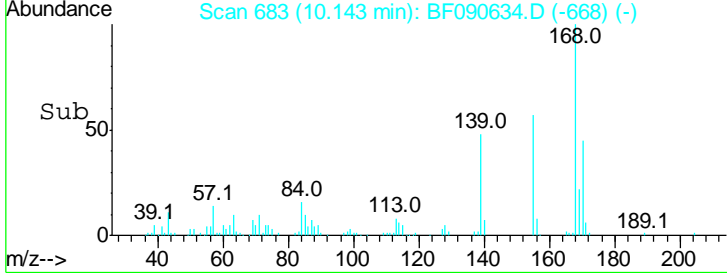
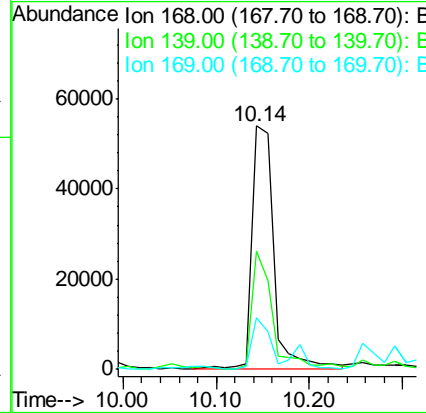
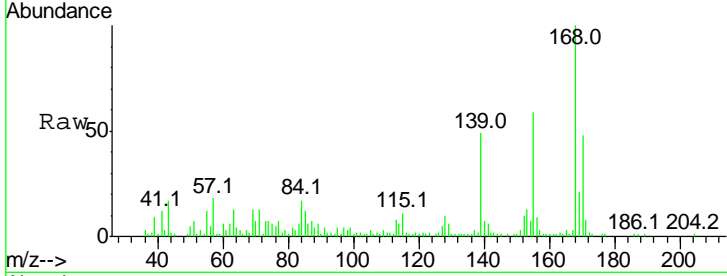




#54  
 Dibenzofuran  
 Concen: 2.61 ng  
 RT: 10.14 min Scan# 683  
 Delta R.T. -0.02 min  
 Lab File: BF090634.D  
 Acq: 18 Oct 2016 18:08

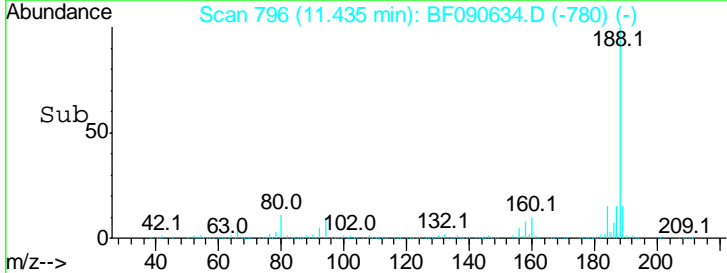
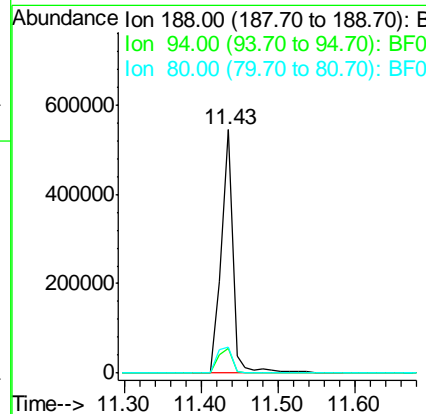
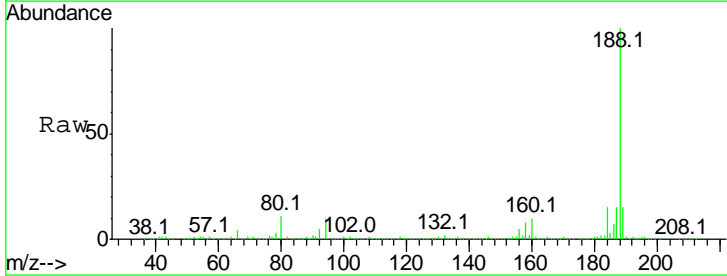
Instrument :  
 BNA\_F  
 ClientSampled :  
 SP-3-3

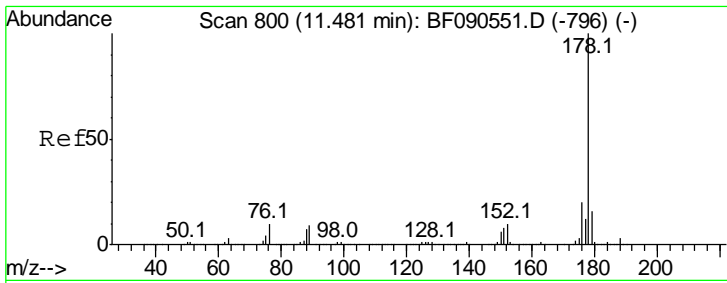
Tgt Ion	Resp	Lower	Upper
168	100		
139	48.7	30.5	45.7#
169	21.3	10.9	16.3#



#63  
 Phenanthrene-d10  
 Concen: 20.00 ng  
 RT: 11.43 min Scan# 796  
 Delta R.T. -0.01 min  
 Lab File: BF090634.D  
 Acq: 18 Oct 2016 18:08

Tgt Ion	Resp	Lower	Upper
188	100		
94	9.9	7.7	11.5
80	10.8	8.6	12.8

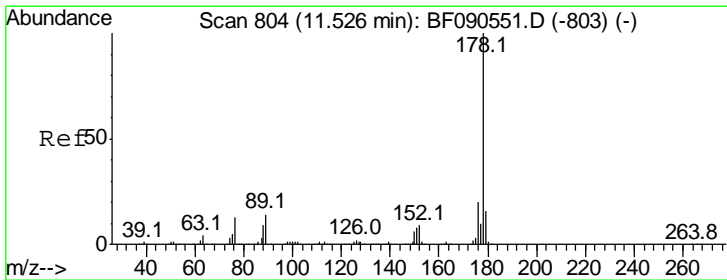
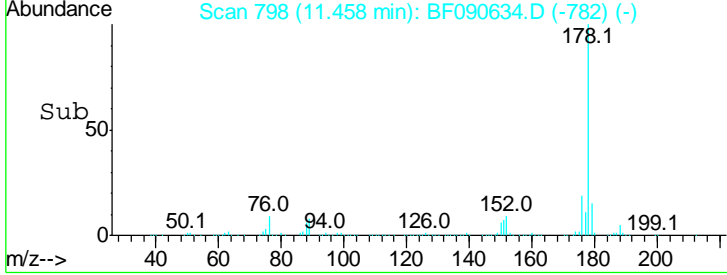
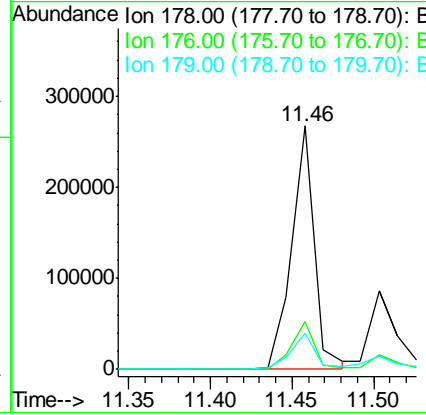
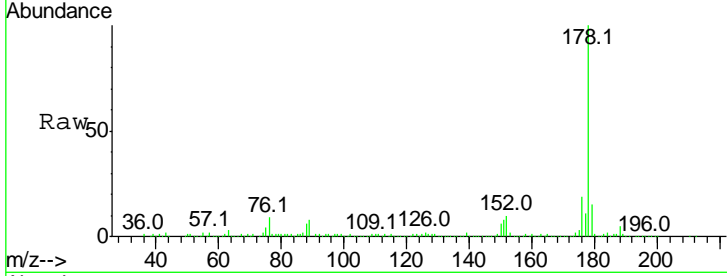




#70  
 Phenanthrene  
 Concen: 8.39 ng  
 RT: 11.46 min Scan# 798  
 Delta R.T. -0.01 min  
 Lab File: BF090634.D  
 Acq: 18 Oct 2016 18:08

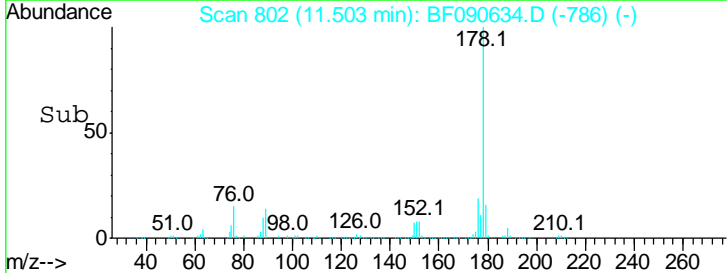
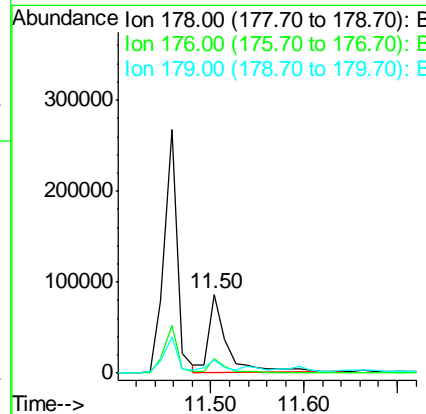
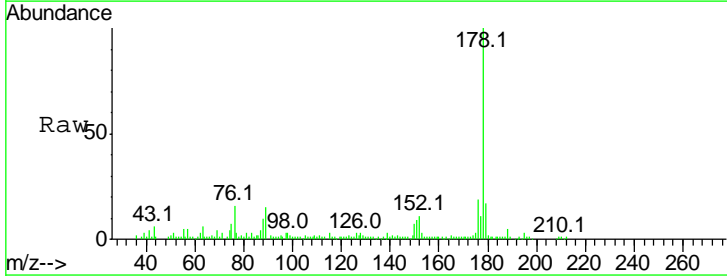
Instrument :  
 BNA\_F  
 ClientSampled :  
 SP-3-3

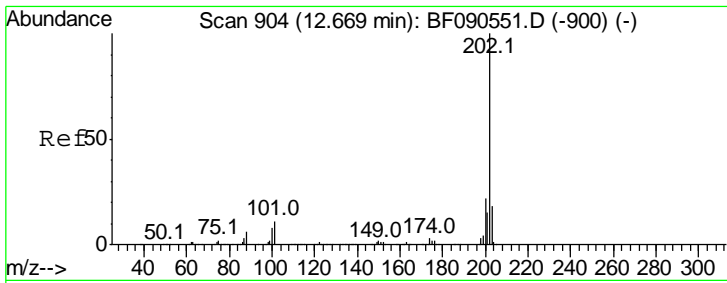
Tgt Ion	Resp	Lower	Upper
178	100		
176	19.4	16.1	24.1
179	15.1	12.6	19.0



#71  
 Anthracene  
 Concen: 3.32 ng  
 RT: 11.50 min Scan# 802  
 Delta R.T. -0.01 min  
 Lab File: BF090634.D  
 Acq: 18 Oct 2016 18:08

Tgt Ion	Resp	Lower	Upper
178	100		
176	19.2	15.5	23.3
179	16.9	13.0	19.4

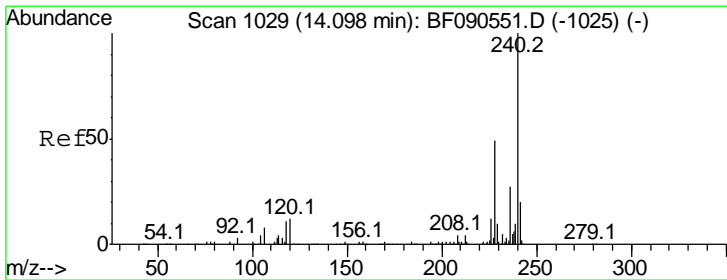
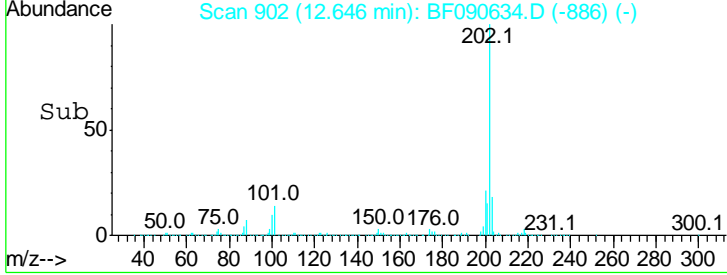
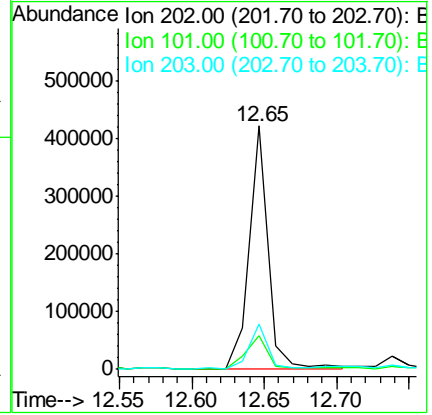
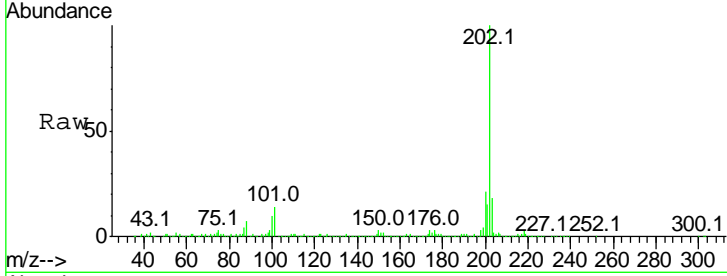




#74  
 Fluoranthene  
 Concen: 12.14 ng  
 RT: 12.65 min Scan# 902  
 Delta R.T. -0.01 min  
 Lab File: BF090634.D  
 Acq: 18 Oct 2016 18:08

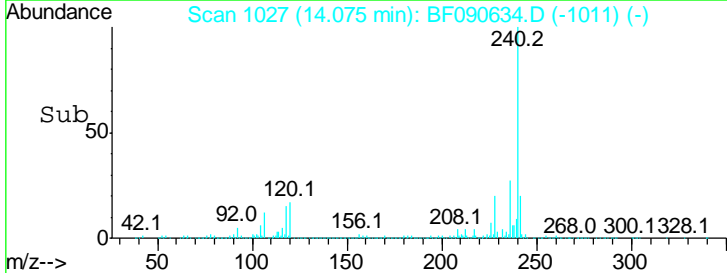
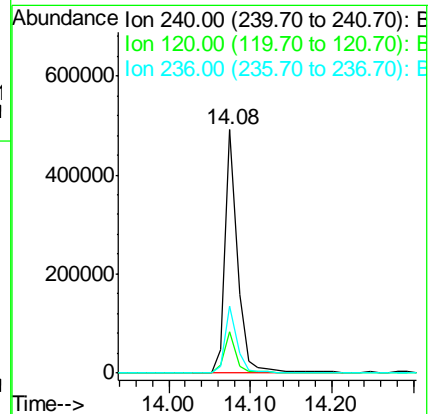
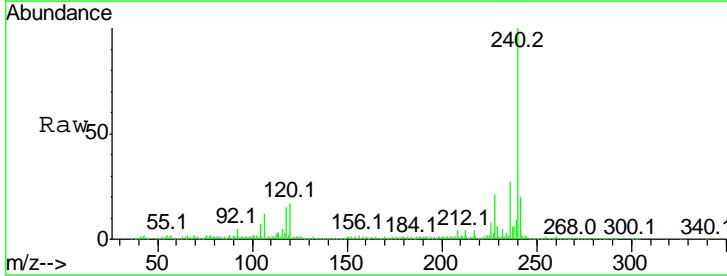
Instrument :  
 BNA\_F  
 ClientSampled :  
 SP-3-3

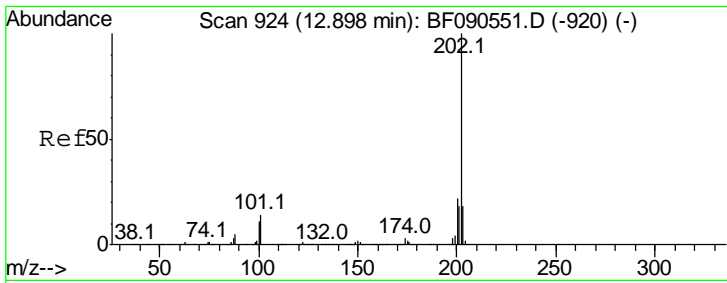
Tgt Ion	Resp	Lower	Upper
202	379560		
101	14.1	0.0	31.1
203	18.4	0.0	38.0



#75  
 Chrysene-d12  
 Concen: 20.00 ng  
 RT: 14.08 min Scan# 1027  
 Delta R.T. -0.01 min  
 Lab File: BF090634.D  
 Acq: 18 Oct 2016 18:08

Tgt Ion	Resp	Lower	Upper
240	520674		
120	16.9	9.8	14.8#
236	27.5	21.7	32.5

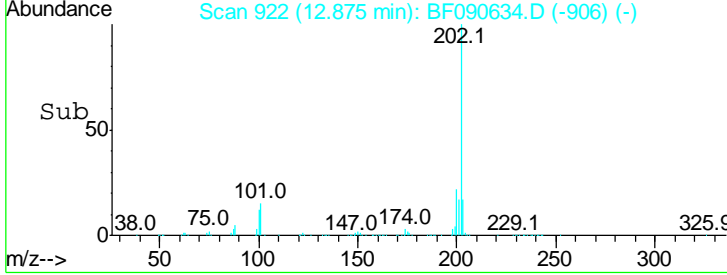
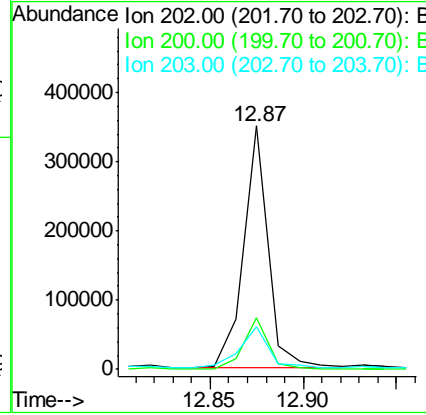
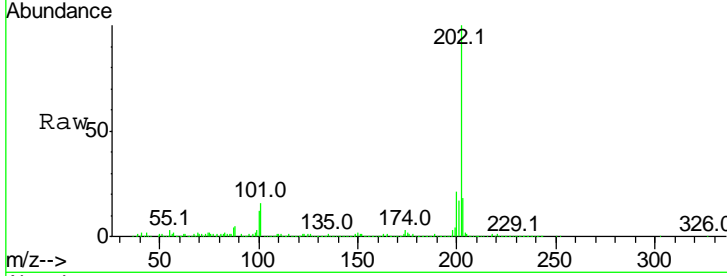




#77  
 Pyrene  
 Concen: 9.18 ng  
 RT: 12.87 min Scan# 922  
 Delta R.T. -0.01 min  
 Lab File: BF090634.D  
 Acq: 18 Oct 2016 18:08

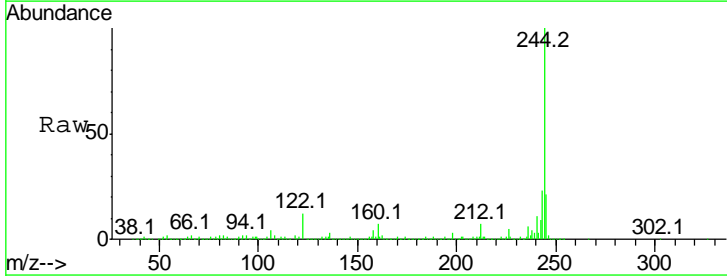
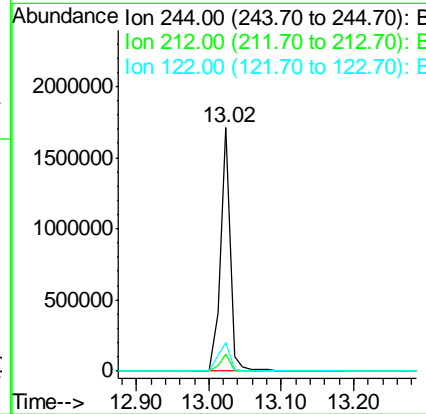
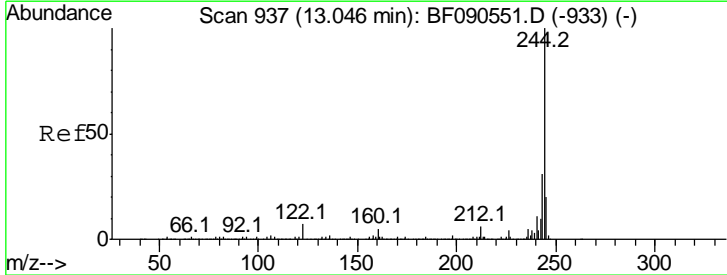
**Instrument :**  
 BNA\_F  
**ClientSampled :**  
 SP-3-3

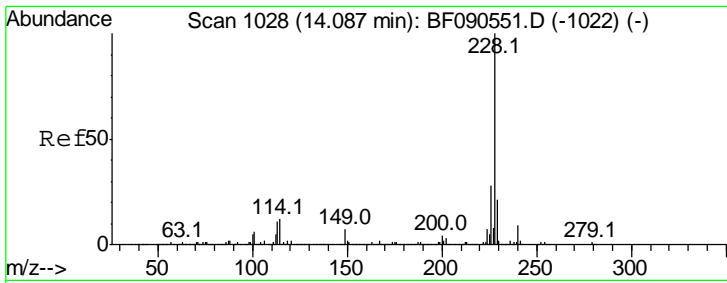
Tgt Ion	Ratio	Lower	Upper
202	100		
200	21.4	17.8	26.6
203	17.6	14.6	21.8



#78  
 Terphenyl-d14  
 Concen: 71.55 ng  
 RT: 13.02 min Scan# 935  
 Delta R.T. -0.01 min  
 Lab File: BF090634.D  
 Acq: 18 Oct 2016 18:08

Tgt Ion	Ratio	Lower	Upper
244	100		
212	7.3	5.0	7.4
122	11.8	5.6	8.4#

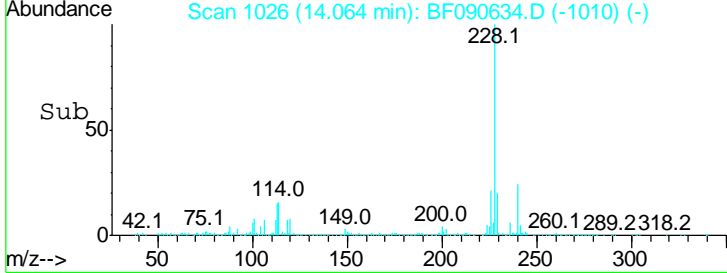
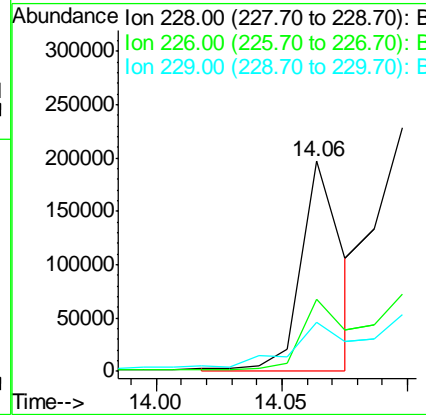
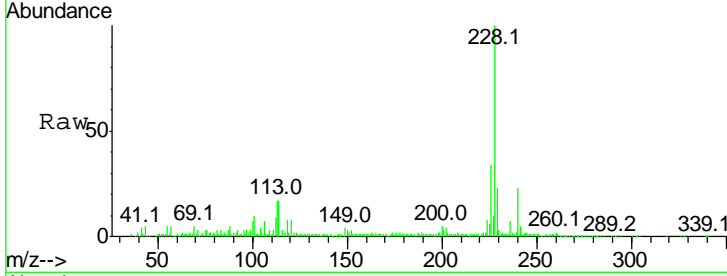




#80  
 Benzo(a)anthracene  
 Concen: 7.66 ng m  
 RT: 14.06 min Scan# 1026  
 Delta R.T. -0.01 min  
 Lab File: BF090634.D  
 Acq: 18 Oct 2016 18:08

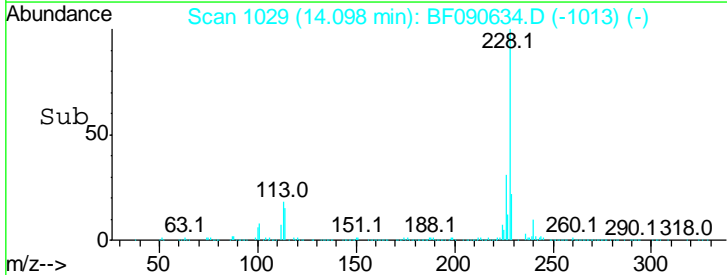
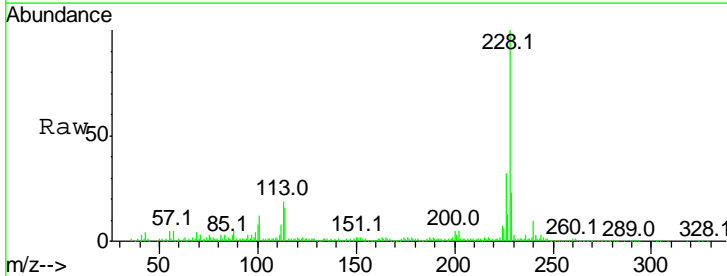
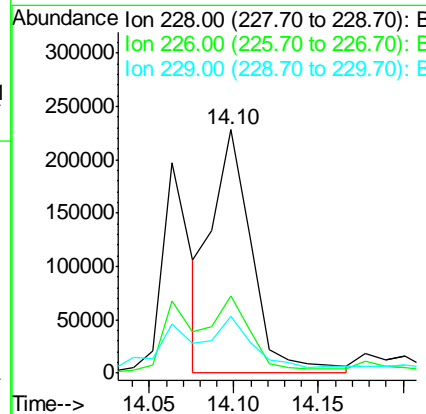
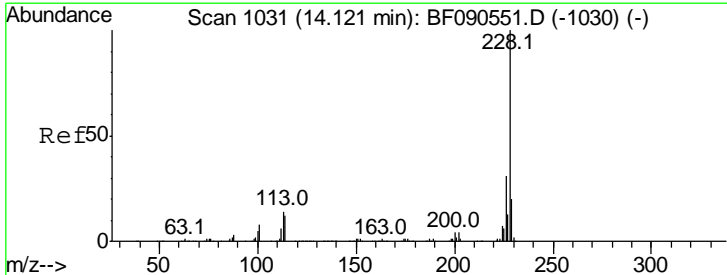
Instrument :  
 BNA\_F  
 ClientSampled :  
 SP-3-3

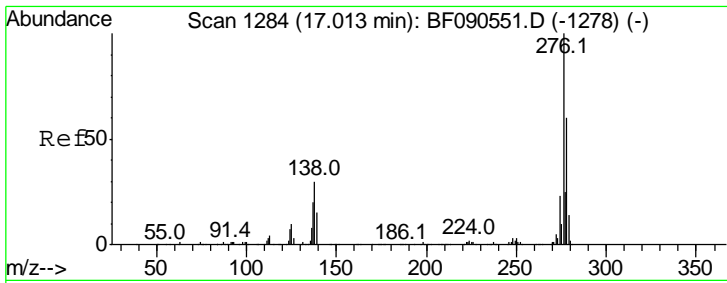
Tgt Ion	Resp	Lower	Upper
228	100		
226	34.5	22.8	34.2#
229	23.2	16.6	25.0



#82  
 Chrysene  
 Concen: 13.11 ng m  
 RT: 14.10 min Scan# 1029  
 Delta R.T. -0.01 min  
 Lab File: BF090634.D  
 Acq: 18 Oct 2016 18:08

Tgt Ion	Resp	Lower	Upper
228	100		
226	31.7	24.8	37.2
229	23.3	16.2	24.4

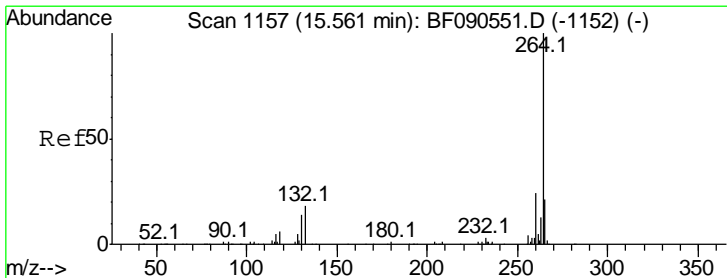
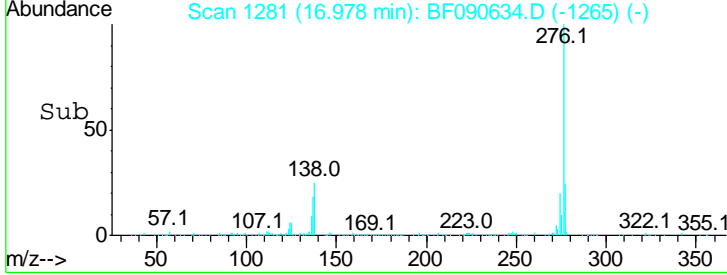
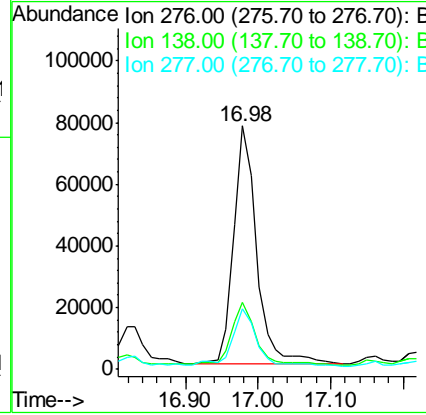
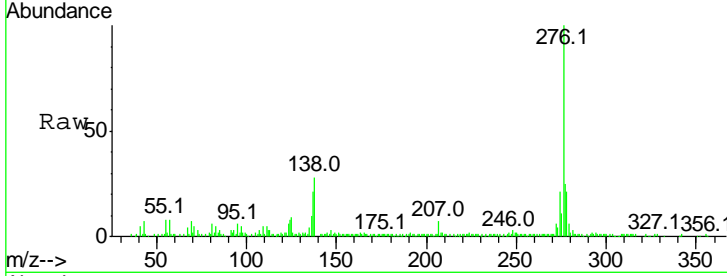




#85  
 Indeno(1,2,3-cd)pyrene  
 Concen: 10.40 ng  
 RT: 16.98 min Scan# 1281  
 Delta R.T. -0.01 min  
 Lab File: BF090634.D  
 Acq: 18 Oct 2016 18:08

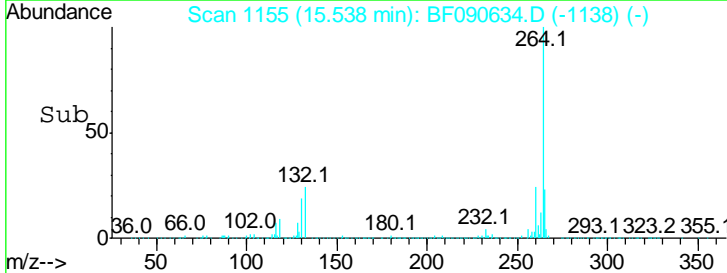
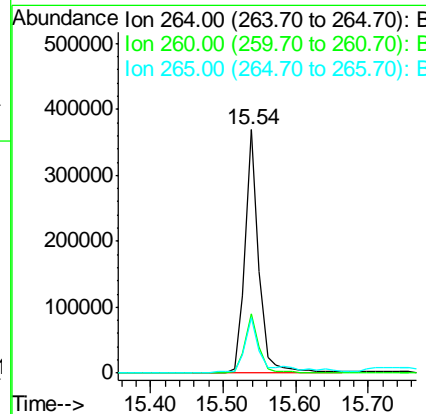
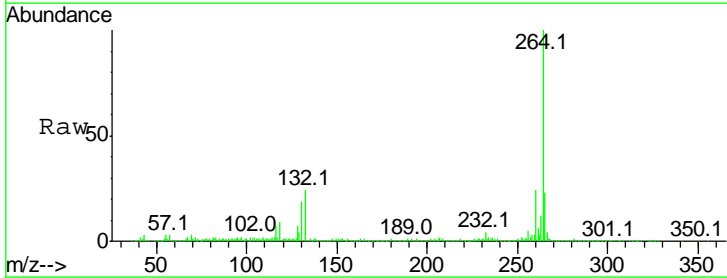
**Instrument :**  
 BNA\_F  
**ClientSampled :**  
 SP-3-3

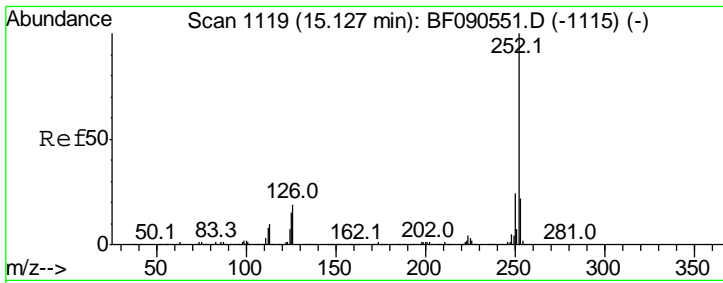
Tgt Ion	Resp	Lower	Upper
276	100		
138	29.0	25.8	38.6
277	25.8	20.1	30.1



#86  
 Perylene-d12  
 Concen: 20.00 ng  
 RT: 15.54 min Scan# 1155  
 Delta R.T. -0.00 min  
 Lab File: BF090634.D  
 Acq: 18 Oct 2016 18:08

Tgt Ion	Resp	Lower	Upper
264	100		
260	24.3	19.3	28.9
265	22.7	16.7	25.1

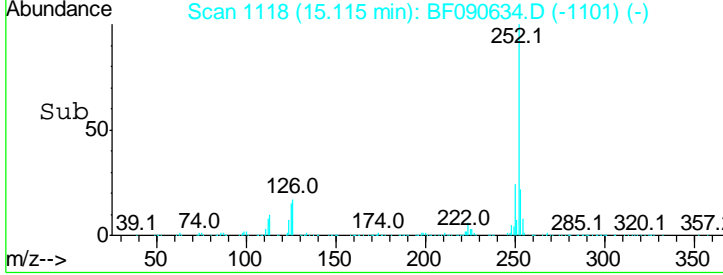
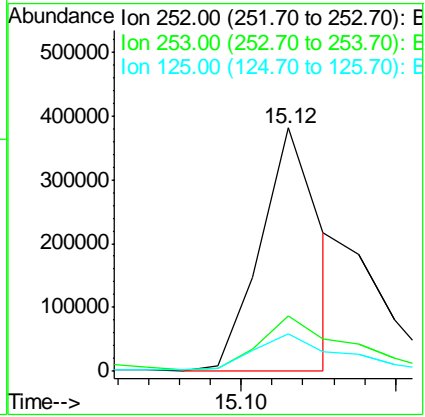
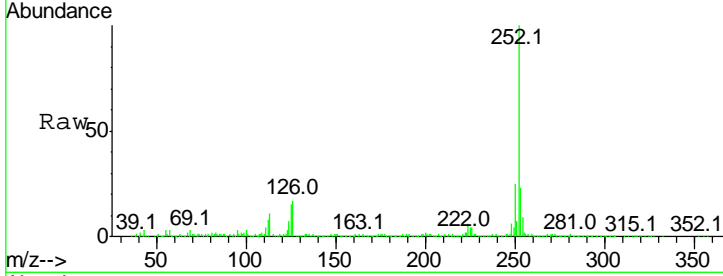




#87  
 Benzo(b)fluoranthene  
 Concen: 16.20 ng m  
 RT: 15.12 min Scan# 1118  
 Delta R.T. -0.00 min  
 Lab File: BF090634.D  
 Acq: 18 Oct 2016 18:08

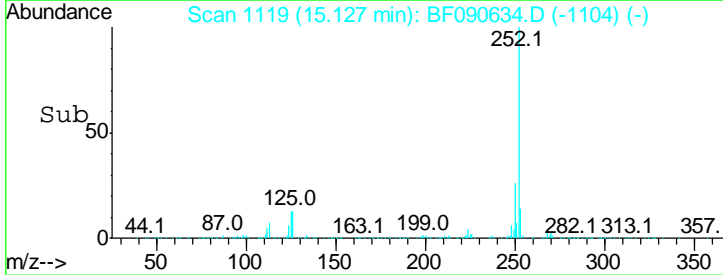
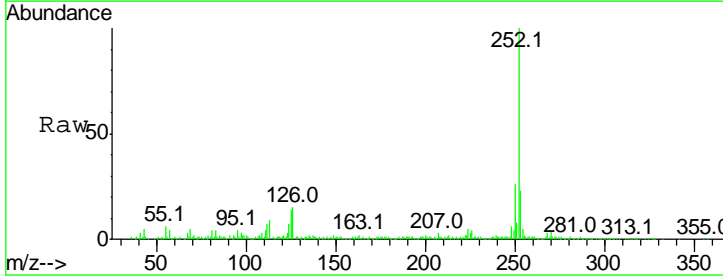
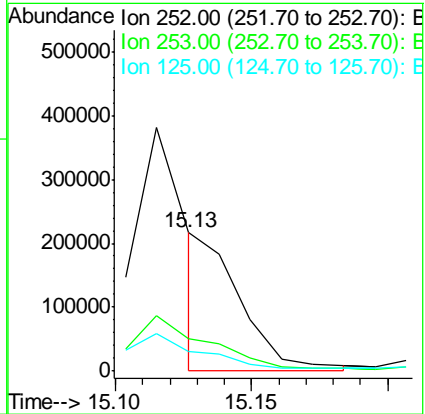
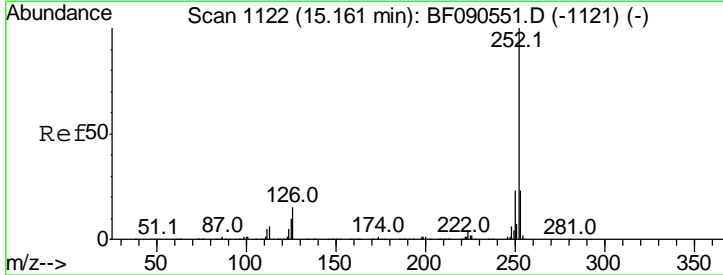
Instrument :  
 BNA\_F  
 ClientSampled :  
 SP-3-3

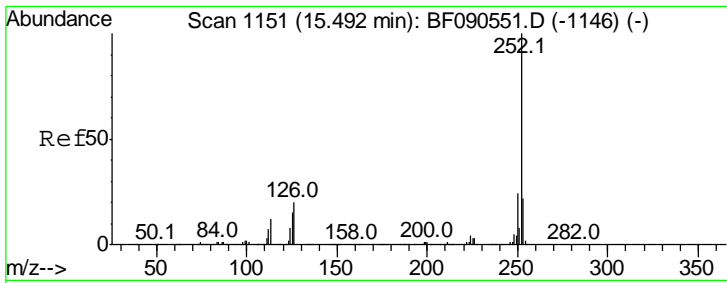
Tgt Ion	Resp	Lower	Upper
252	100		
253	22.6	17.8	26.8
125	15.5	12.0	18.0



#88  
 Benzo(k)fluoranthene  
 Concen: 6.04 ng m  
 RT: 15.13 min Scan# 1119  
 Delta R.T. -0.02 min  
 Lab File: BF090634.D  
 Acq: 18 Oct 2016 18:08

Tgt Ion	Resp	Lower	Upper
252	100		
253	23.0	18.0	27.0
125	14.2	10.0	15.0

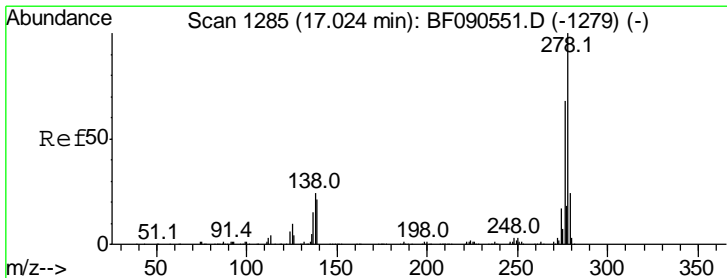
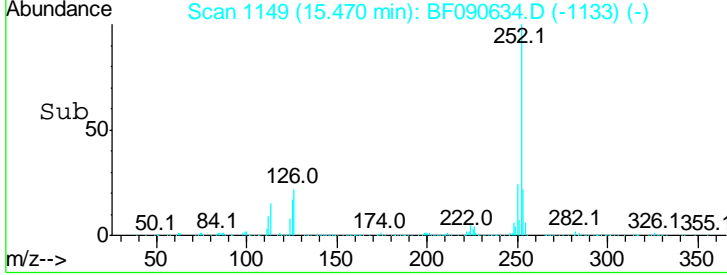
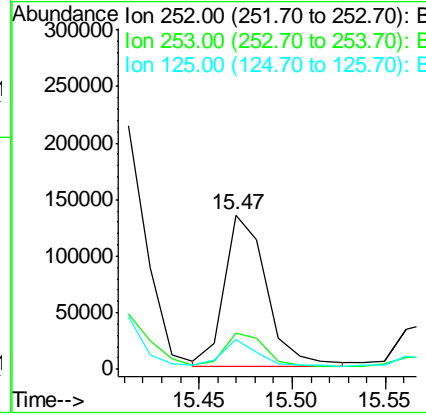
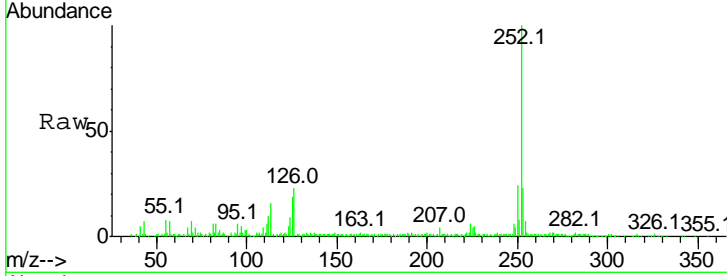




#89  
 Benzo(a)pyrene  
 Concen: 7.15 ng  
 RT: 15.47 min Scan# 1149  
 Delta R.T. -0.01 min  
 Lab File: BF090634.D  
 Acq: 18 Oct 2016 18:08

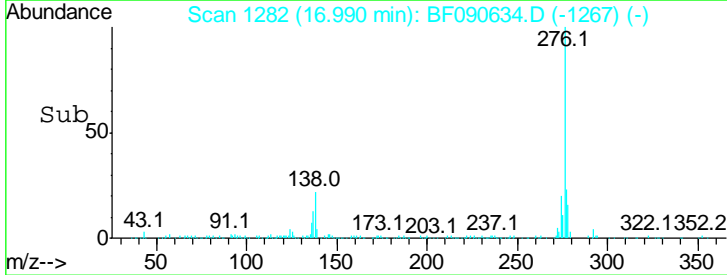
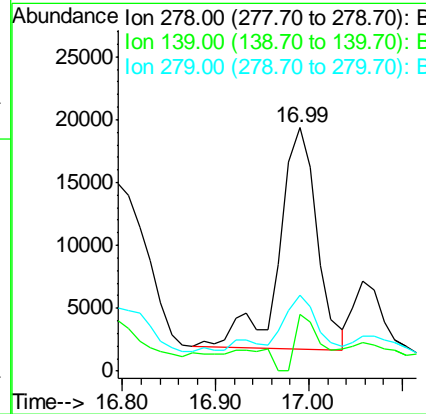
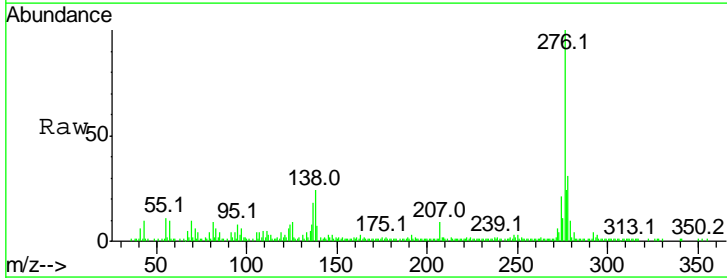
Instrument :  
 BNA\_F  
 ClientSampled :  
 SP-3-3

Tgt Ion	Resp	Lower	Upper
252	100		
253	23.4	17.9	26.9
125	19.2	12.3	18.5#

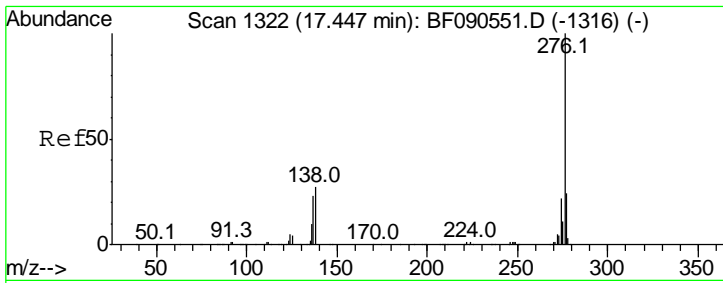


#90  
 Dibenzo(a,h)anthracene  
 Concen: 2.26 ng  
 RT: 16.99 min Scan# 1282  
 Delta R.T. -0.02 min  
 Lab File: BF090634.D  
 Acq: 18 Oct 2016 18:08

Tgt Ion	Resp	Lower	Upper
278	100		
139	23.4	16.6	25.0
279	31.4	19.1	28.7#







#91  
 Benzo(a,h,i)perylene  
 Concen: 6.90 ng  
 RT: 17.41 min Scan# 1319  
 Delta R.T. -0.01 min  
 Lab File: BF090634.D  
 Acq: 18 Oct 2016 18:08

**Instrument :**  
 BNA\_F  
**ClientSampled :**  
 SP-3-3

Tot Ion: 276 Resp: 146651

Ion	Ratio	Lower	Upper
276	100		
277	24.3	18.8	28.2
138	28.8	21.8	32.8

