LSC Area Percent Report

Data Path : Z:\HPCHEM1\BNA F\DATA\BF102715\
Data File : BF082565.D
Acq On : 28 Oct 2015 00:07
Operator : UM/IZ
Sample : G4168-02
Misc :
ALS Vial : 16 Sample Multiplier: 1

Instrument :
BNA_F
ClientSampleId :
CWC-3-20151026

Integration Parameters: rteint.p
Integrator: RTE
Smoothing : ON Filtering: 5
Sampling : 1 Min Area: 3 % of largest Peak
Start Thrs: 0.2 Max Peaks: 100
Stop Thrs : 0 Peak Location: TOP

If leading or trailing edge < 100 prefer < Baseline drop else tangent >
Peak separation: 5

Method : Z:\HPCHEM1\BNA_F\METHODS\8270-BF102615.M
Title : ASP BNA STANDARDS FOR 5 POINT CALIBRATION

Signal : TIC

peak #	R.T. min	first scan	max scan	last scan	PK TY	peak height	corr. area	corr. % max.	% of total
1	4.880	236	240	249	rBV	727948	1365554	59.36%	5.924%
2	5.314	276	278	293	rBV	1295608	1997362	86.82%	8.665%
3	6.377	368	371	378	rBV	1964760	2168224	94.25%	9.406%
4	6.480	378	380	383	rBV	1822591	2115738	91.97%	9.178%
5	6.709	398	400	405	rBV	497131	459658	19.98%	1.994%
6	6.869	411	414	416	rBV	1348801	1753141	76.21%	7.605%
7	7.292	448	451	453	rBV	1052777	1421303	61.78%	6.166%
8	8.000	511	513	515	rBV	582128	589326	25.62%	2.557%
9	9.075	605	607	610	rBV	2290705	2300474	100.00%	9.980%
10	9.475	640	642	645	rBV	584184	620652	26.98%	2.692%
11	9.749	664	666	668	rBV	737035	670551	29.15%	2.909%
12	10.389	718	722	725	rBV3	17830	25449	1.11%	0.110%
13	10.549	733	736	738	rBV	866850	1130822	49.16%	4.906%
14	10.652	743	745	749	rVB	41588	53531	2.33%	0.232%
15	11.098	782	784	785	rBV	40967	35761	1.55%	0.155%
16	11.235	794	796	801	rBV2	694134	851927	37.03%	3.696%
17	11.315	801	803	807	rVB	37192	45154	1.96%	0.196%
18	11.464	813	816	820	rBV3	15924	33197	1.44%	0.144%
19	11.521	820	821	823	rVB	25424	24408	1.06%	0.106%
20	11.738	838	840	841	rBV	41086	35692	1.55%	0.155%
21	11.772	841	843	844	rVV	87861	100923	4.39%	0.438%
22	11.795	844	845	848	rVV2	24537	39008	1.70%	0.169%
23	11.852	848	850	853	rVB2	47361	82530	3.59%	0.358%
24	12.001	861	863	865	rBV	52083	58430	2.54%	0.253%
25	12.287	886	888	889	rBV	26807	27400	1.19%	0.119%
26	12.321	889	891	894	rVB2	19019	27099	1.18%	0.118%
27	12.447	900	902	905	rBV	301544	294266	12.79%	1.277%
28	12.549	910	911	914	rBV2	24669	38394	1.67%	0.167%
29	12.675	918	922	925	rBV	269002	290208	12.62%	1.259%
30	12.824	932	935	937	rBV	1594771	1759578	76.49%	7.633%
31	12.892	939	941	944	rVB2	17850	27805	1.21%	0.121%
32	13.007	947	951	953	rBV	30396	56120	2.44%	0.243%
33	13.109	958	960	963	rBV2	26129	33215	1.44%	0.144%
34	13.201	966	968	970	rBV2	23393	32215	1.40%	0.140%

LSC Area Percent Report

Data Path : Z:\HPCHEM1\BNA F\DATA\BF102715\
Data File : BF082565.D
Acq On : 28 Oct 2015 00:07
Operator : UM/IZ
Sample : G4168-02
Misc :
ALS Vial : 16 Sample Multiplier: 1

Instrument :
BNA_F
ClientSampleId :
CWC-3-20151026

Integration Parameters: rteint.p
Integrator: RTE
Smoothing : ON Filtering: 5
Sampling : 1 Min Area: 3 % of largest Peak
Start Thrs: 0.2 Max Peaks: 100
Stop Thrs : 0 Peak Location: TOP

If leading or trailing edge < 100 prefer < Baseline drop else tangent >
Peak separation: 5

Method : Z:\HPCHEM1\BNA_F\METHODS\8270-BF102615.M
Title : ASP BNA STANDARDS FOR 5 POINT CALIBRATION

35	13.361	979	982	983	rBV	30242	41019	1.78%	0.178%
36	13.647	1003	1007	1009	rBV3	20945	49618	2.16%	0.215%
37	13.715	1011	1013	1017	rVB3	69661	114757	4.99%	0.498%
38	13.852	1022	1025	1033	rBV3	527551	1176826	51.16%	5.105%
39	14.035	1038	1041	1045	rBV3	25741	62095	2.70%	0.269%
40	14.892	1114	1116	1123	rVV	87705	181900	7.91%	0.789%
41	14.995	1123	1125	1131	rVB	25245	44308	1.93%	0.192%
42	15.178	1138	1141	1144	rBV	42076	73037	3.17%	0.317%
43	15.235	1144	1146	1148	rVV	63195	89185	3.88%	0.387%
44	15.281	1148	1150	1157	rVB	326950	468242	20.35%	2.031%
45	16.264	1233	1236	1242	rBV7	16078	41066	1.79%	0.178%
46	16.653	1267	1270	1274	rVB	35819	73477	3.19%	0.319%
47	17.053	1303	1305	1312	rVB	27673	70987	3.09%	0.308%

Sum of corrected areas: 23051632

LSC Report - Integrated Chromatogram

Data Path : Z:\HPCHEM1\BNA F\DATA\BF102715\
Data File : BF082565.D
Acq On : 28 Oct 2015 00:07
Operator : UM/IZ
Sample : G4168-02
Misc :
ALS Vial : 16 Sample Multiplier: 1

Instrument :
BNA_F
ClientSampleId :
CWC-3-20151026

Quant Method : Z:\HPCHEM1\BNA_F\METHODS\8270-BF102615.M
Quant Title : ASP BNA STANDARDS FOR 5 POINT CALIBRATION

TIC Library : C:\DATABASE\NIST02.L
TIC Integration Parameters: LSCINT.P

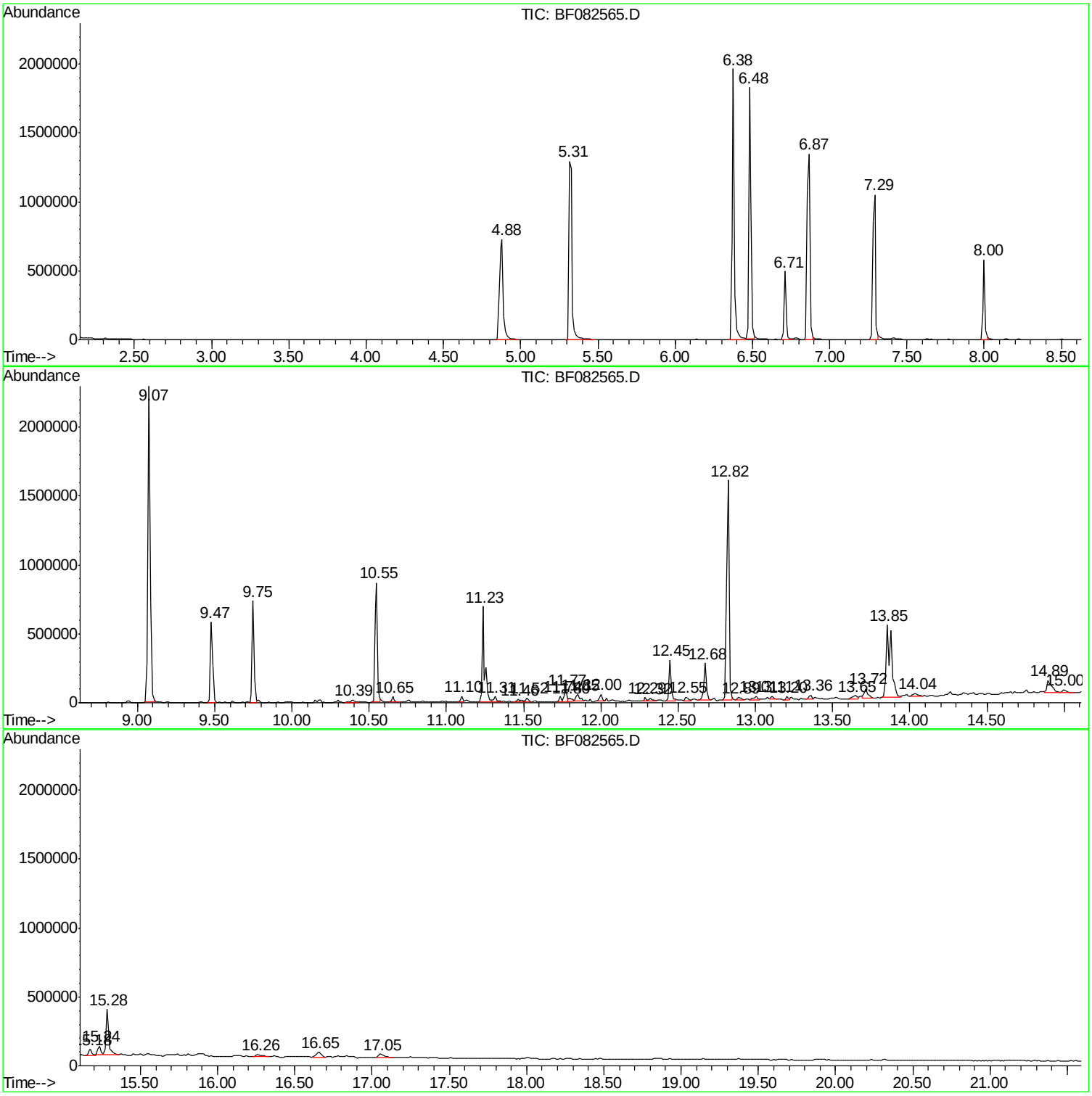

Library Search Compound Report

Data Path : Z:\HPCHEM1\BNA F\DATA\BF102715\
Data File : BF082565.D
Acq On : 28 Oct 2015 00:07
Operator : UM/IZ
Sample : G4168-02
Misc :
ALS Vial : 16 Sample Multiplier: 1

Instrument :
BNA_F
ClientSampleId :
CWC-3-20151026

Quant Method : Z:\HPCHEM1\BNA_F\METHODS\8270-BF102615.M
Quant Title : ASP BNA STANDARDS FOR 5 POINT CALIBRATION

TIC Library : C:\DATABASE\NIST02.L
TIC Integration Parameters: LSCINT.P

****

Peak Number 1 2-Pentanone, 4-hydroxy-4-me... Concentration Rank 3

R.T.	EstConc	Area	Relative to ISTD	R.T.
4.88	59.42 ng	1365550	1,4-Dichlorobenzene-d4	6.71

Hit# of 5	Tentative ID	MW	MolForm	CAS#	Qual
1	2-Pentanone, 4-hydroxy-4-methyl-	116	C6H12O2	000123-42-2	56
2	Acetic acid, cyano-, 1,1-dimethy...	141	C7H11NO2	001116-98-9	17
3	2,3-Butanedione, monooxime	101	C4H7NO2	000057-71-6	17
4	Butane, 1-ethoxy-	102	C6H14O	000628-81-9	9
5	5-Hexen-2-one	98	C6H10O	000109-49-9	9

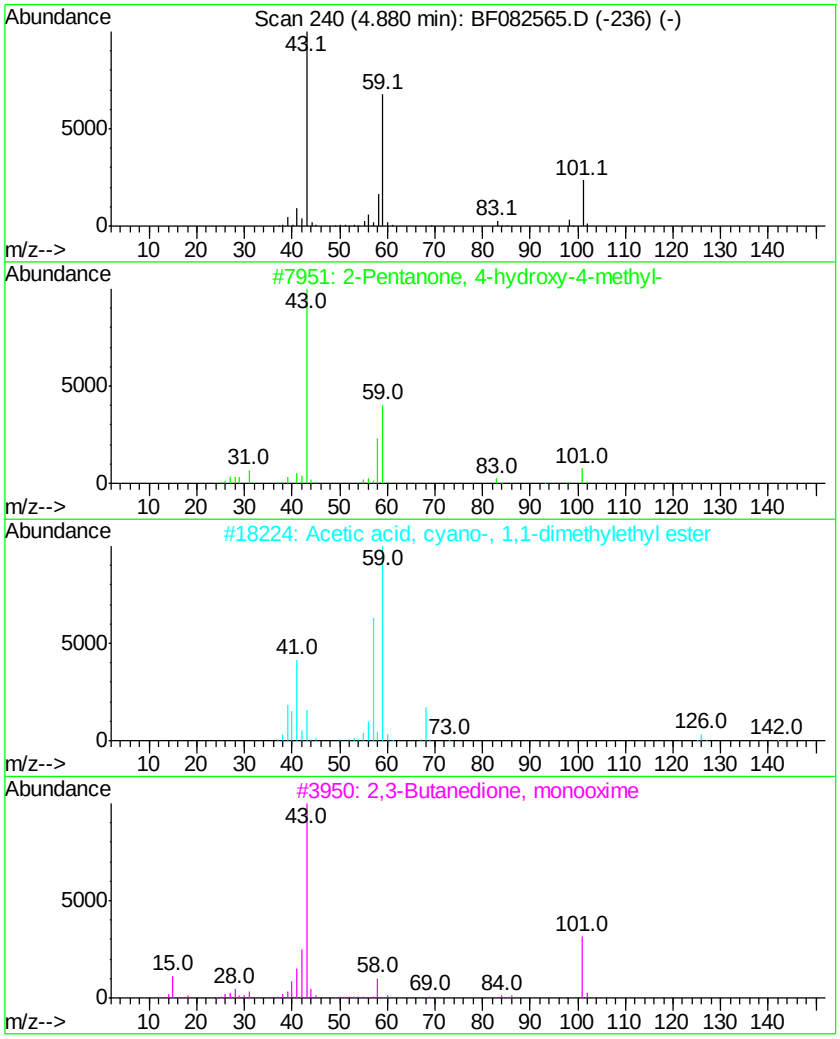

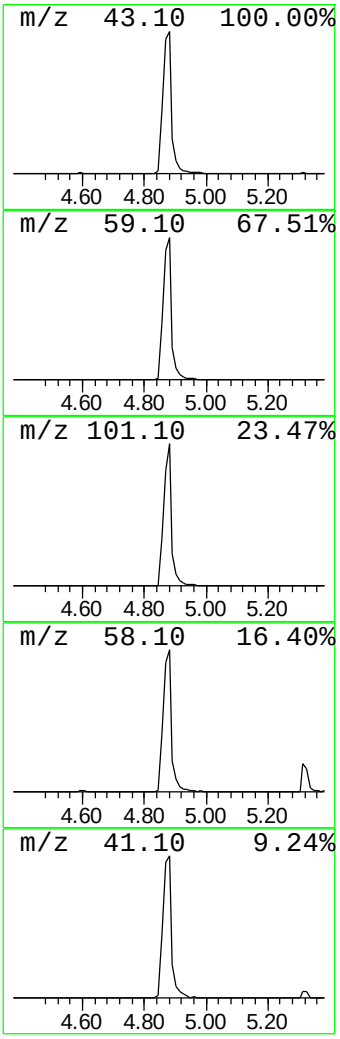

Library Search Compound Report

Data Path : Z:\HPCHEM1\BNA F\DATA\BF102715\
Data File : BF082565.D
Acq On : 28 Oct 2015 00:07
Operator : UM/IZ
Sample : G4168-02
Misc :
ALS Vial : 16 Sample Multiplier: 1

Instrument :
BNA_F
ClientSampleId :
CWC-3-20151026

Quant Method : Z:\HPCHEM1\BNA_F\METHODS\8270-BF102615.M
Quant Title : ASP BNA STANDARDS FOR 5 POINT CALIBRATION

TIC Library : C:\DATABASE\NIST02.L
TIC Integration Parameters: LSCINT.P

****

Peak Number 2 unknown6.48 Concentration Rank 1

R.T.	EstConc	Area	Relative to ISTD	R.T.
6.48	92.06 ng	2115740	1,4-Dichlorobenzene-d4	6.71

Hit# of 5	Tentative ID	MW	MolForm	CAS#	Qual
1	3-Chloro-6-fluoro-pyrazine	132	C4H2ClFN2	1000146-10-7	27
2	5-Fluoro-2-chloropyrimidine	132	C4H2ClFN2	062802-42-0	12
3	Tranylcypromine-propionyl	189	C12H15NO	1000123-86-3	10
4	Benzene, 1,3,5-trifluoro-	132	C6H3F3	000372-38-3	9
5	Bicyclo[4.2.0]octa-1,3,5-triene,...	132	C10H12	028749-81-7	9

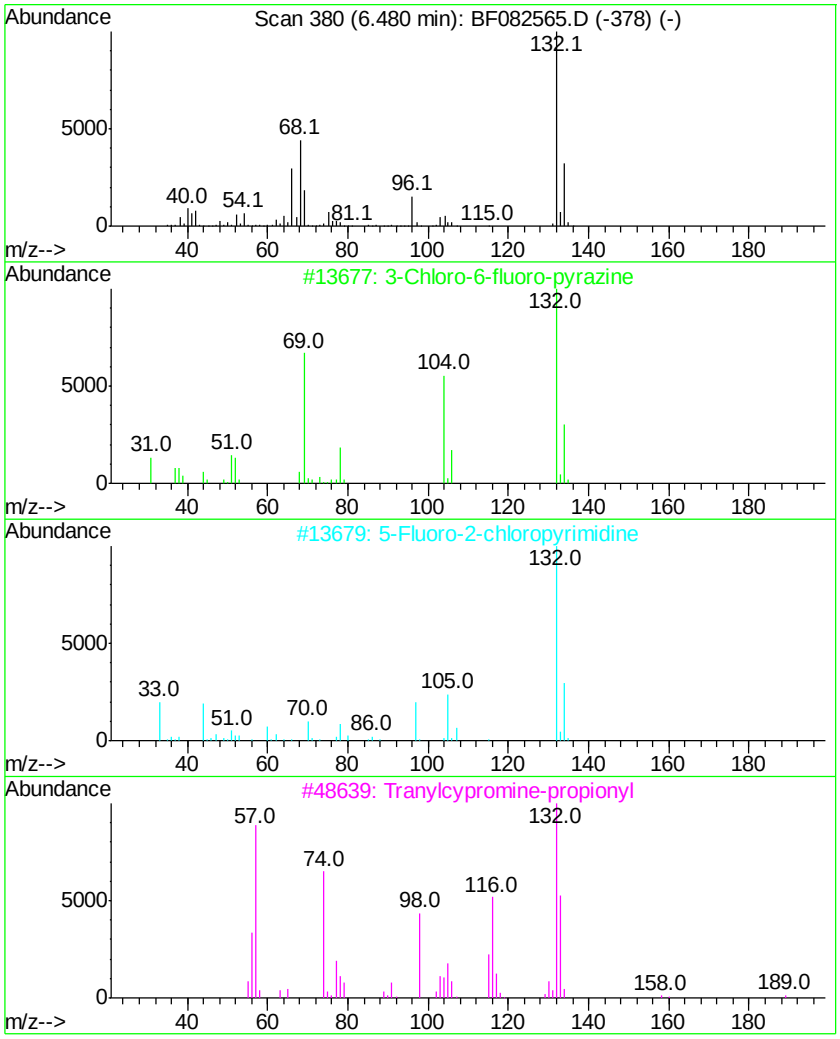

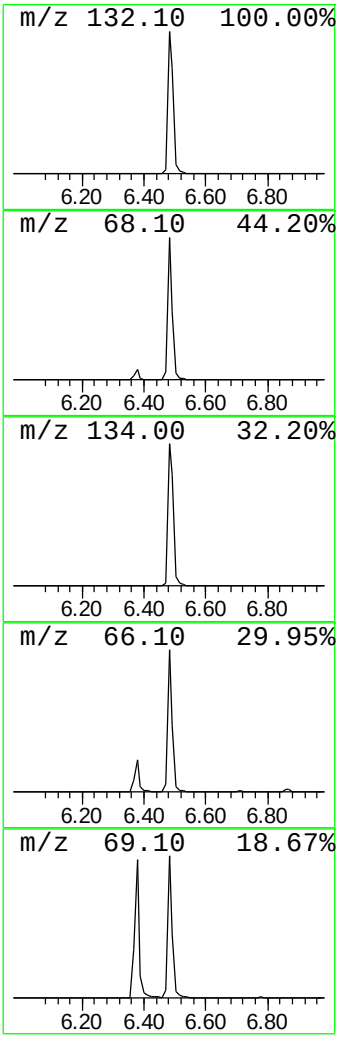

Library Search Compound Report

Data Path : Z:\HPCHEM1\BNA F\DATA\BF102715\
Data File : BF082565.D
Acq On : 28 Oct 2015 00:07
Operator : UM/IZ
Sample : G4168-02
Misc :
ALS Vial : 16 Sample Multiplier: 1

Instrument :
BNA_F
ClientSampleId :
CWC-3-20151026

Quant Method : Z:\HPCHEM1\BNA_F\METHODS\8270-BF102615.M
Quant Title : ASP BNA STANDARDS FOR 5 POINT CALIBRATION

TIC Library : C:\DATABASE\NIST02.L
TIC Integration Parameters: LSCINT.P

****

Peak Number 4 unknown11.77 Concentration Rank 5

R.T.	EstConc	Area	Relative to ISTD	R.T.
11.77	2.37 ng	100923	Phenanthrene-d10	11.23

Hit# of 5	Tentative ID	MW	MolForm	CAS#	Qual
1	Anthracene, 2-methyl-	192	C15H12	000613-12-7	49
2	Phenanthrene, 1-methyl-	192	C15H12	000832-69-9	46
3	Phenanthrene, 2-methyl-	192	C15H12	002531-84-2	46
4	Phenanthrene, 3-methyl-	192	C15H12	000832-71-3	46
5	Anthracene, 9-methyl-	192	C15H12	000779-02-2	46

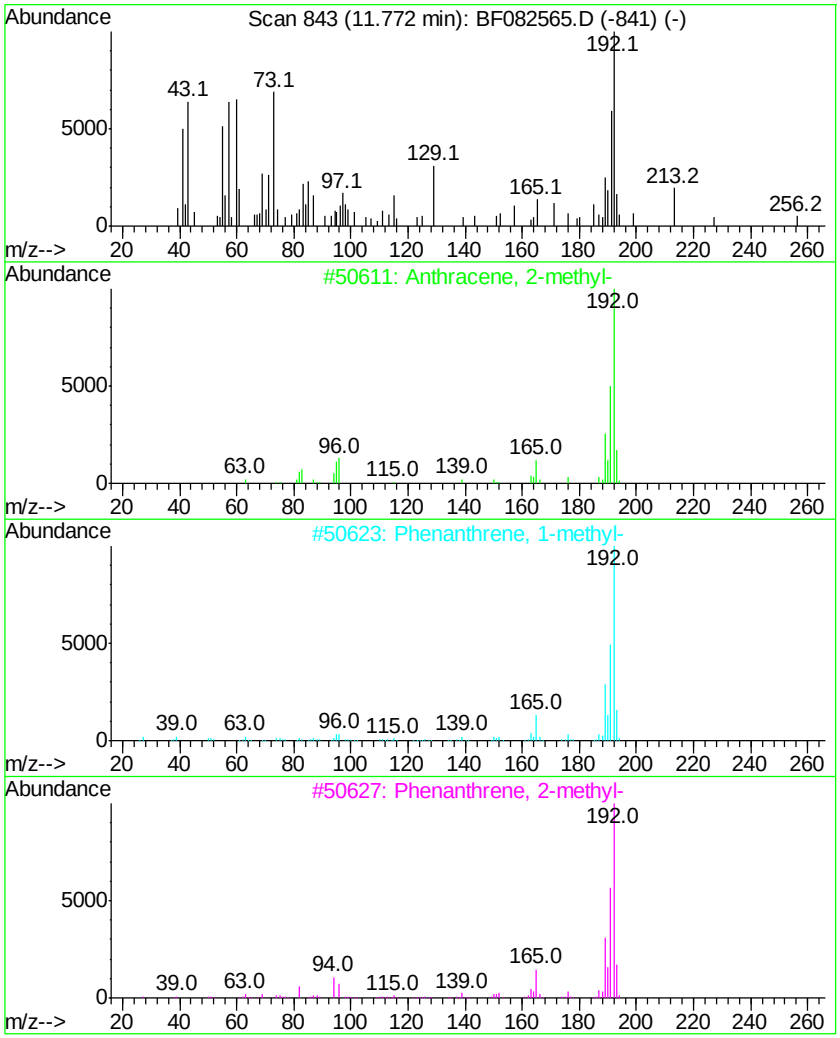

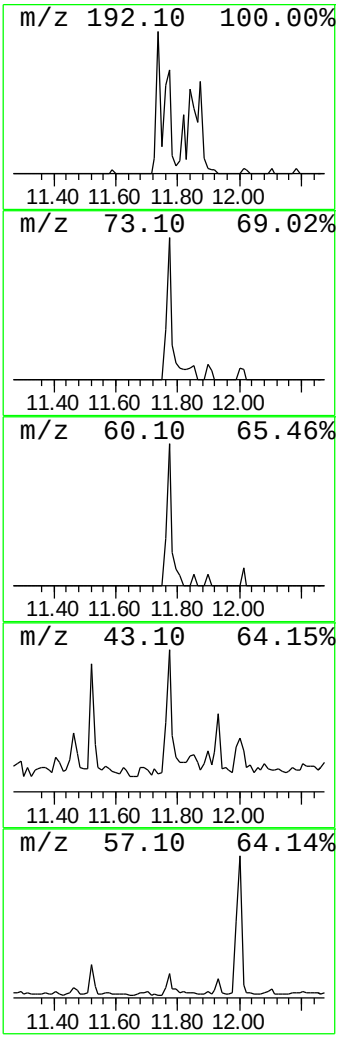

Tentatively Identified Compound (LSC) summary

Data Path : Z:\HPCHEM1\BNA_F\DATA\BF102715\
Data File : BF082565.D
Acq On : 28 Oct 2015 00:07
Operator : UM/IZ
Sample : G4168-02
Misc :
ALS Vial : 16 Sample Multiplier: 1

Instrument :
BNA_F
ClientSampleId :
CWC-3-20151026

Quant Method : Z:\HPCHEM1\BNA_F\METHODS\8270-BF102615.M
Quant Title : ASP BNA STANDARDS FOR 5 POINT CALIBRATION

TIC Library : C:\DATABASE\NIST02.L
TIC Integration Parameters: LSCINT.P

TIC Top Hit name	RT	EstConc	Units	Response	Internal Standard #	RT	Resp	Conc
2-Pentanone, 4-hy...	4.88	59.4	ng	1365550	1	6.71	459658	20.0
unknown6.48	6.48	92.1	ng	2115740	1	6.71	459658	20.0
unknown11.77	11.77	2.4	ng	100923	4	11.23	851927	20.0