

Data Path : \\74.0.250.170\SVOASRV\HPCHEM1\BNA F\DATA\BF110917\  
 Data File : BF100332.D  
 Acq On : 9 Nov 2017 10:39  
 Operator : SJ/JU  
 Sample : SSTDCCC040  
 Misc :  
 ALS Vial : 2 Sample Multiplier: 1

Instrument :  
 BNA\_F  
 ClientSampled :

Quant Time: Nov 09 16:04:35 2017  
 Quant Method : Z:\HPCHEM1\BNA F\METHODS\8270-BF110817.M  
 Quant Title : ASP BNA STANDARDS FOR 5 POINT CALIBRATION  
 QLast Update : Thu Nov 09 16:04:38 2017  
 Response via : Initial Calibration

Internal Standards	R.T.	QIon	Response	Conc	Units	Dev(Min)
1) 1,4-Dichlorobenzene-d4	6.90	152	178088	20.00	ng	0.00
21) Naphthalene-d8	8.19	136	731781	20.00	ng	0.00
38) Acenaphthene-d10	9.94	164	341696	20.00	ng	0.00
63) Phenanthrene-d10	11.43	188	643418	20.00	ng	0.00
75) Chrysene-d12	14.07	240	501765	20.00	ng	0.00
86) Perylene-d12	15.54	264	445596	20.00	ng	0.00

## System Monitoring Compounds

5) 2-Fluorophenol	5.51	112	887226	79.86	ng	0.00
7) Phenol-d6	6.52	99	1104950	80.65	ng	0.00
23) Nitrobenzene-d5	7.47	82	1006042	90.89	ng	0.00
41) 2,4,6-Tribromophenol	10.73	330	297249	85.37	ng	0.00
44) 2-Fluorobiphenyl	9.26	172	1760605	78.46	ng	0.00
78) Terphenyl-d14	13.01	244	1712687	78.43	ng	0.00

## Target Compounds

Target Compounds	R.T.	QIon	Response	Conc	Units	Qvalue
2) 1,4-Dioxane	2.71	88	218100	40.283	ng	97
3) Pyridine	3.49	79	609824	41.285	ng	94
4) n-Nitrosodimethylamine	3.45	42	285343	39.788	ng	98
6) Aniline	6.57	93	781072	40.356	ng	99
8) 2-Chlorophenol	6.69	128	480732	40.903	ng	99
9) Benzaldehyde	6.46	77	389131	39.774	ng	98
10) Phenol	6.54	94	583949	40.603	ng	98
11) bis(2-Chloroethyl)ether	6.64	93	491346	40.674	ng	94
12) 1,3-Dichlorobenzene	6.85	146	543848	40.135	ng	99
13) 1,4-Dichlorobenzene	6.92	146	546325	39.835	ng	97
14) 1,2-Dichlorobenzene	7.07	146	507757	40.043	ng	97
15) Benzyl Alcohol	7.04	79	441794	41.320	ng	98
16) 2,2'-oxybis(1-Chloropropan	7.17	45	798563	41.332	ng	97
17) 2-Methylphenol	7.15	107	408338	40.656	ng	99
18) Hexachloroethane	7.42	117	191391	42.325	ng	98
19) n-Nitroso-di-n-propylamine	7.32	70	378343	39.822	ng	93
20) 3+4-Methylphenols	7.30	107	506591	39.859	ng	97
22) Acetophenone	7.32	105	687273	38.515	ng	# 98
24) Nitrobenzene	7.49	77	513440	45.069	ng	99
25) Isophorone	7.73	82	935460	40.218	ng	99
26) 2-Nitrophenol	7.80	139	255532	47.858	ng	98
27) 2,4-Dimethylphenol	7.83	122	435899	41.805	ng	98
28) bis(2-Chloroethoxy)methane	7.93	93	617746	40.602	ng	99
29) 2,4-Dichlorophenol	8.03	162	414505	41.642	ng	98
30) 1,2,4-Trichlorobenzene	8.12	180	433854	40.294	ng	96
31) Naphthalene	8.21	128	1390748	39.458	ng	100
32) Benzoic acid	7.95	122	366230	46.284	ng	98
33) 4-Chloroaniline	8.25	127	592277	40.370	ng	99
34) Hexachlorobutadiene	8.32	225	261092	40.784	ng	99
35) Caprolactam	8.63	113	133522	39.087	ng	92
36) 4-Chloro-3-methylphenol	8.73	107	431391	40.352	ng	96
37) 2-Methylnaphthalene	8.90	142	918397	39.247	ng	99
39) 1,2,4,5-Tetrachlorobenzene	9.06	216	465354	41.064	ng	98
40) Hexachlorocyclopentadiene	9.05	237	260261	48.797	ng	97

Data Path : \\74.0.250.170\SVOASRV\HPCHEM1\BNA F\DATA\BF110917\  
 Data File : BF100332.D  
 Acq On : 9 Nov 2017 10:39  
 Operator : SJ/JU  
 Sample : SSTDCCC040  
 Misc :  
 ALS Vial : 2 Sample Multiplier: 1

Instrument :  
 BNA\_F  
 ClientSampleId :

Quant Time: Nov 09 16:04:35 2017  
 Quant Method : Z:\HPCHEM1\BNA F\METHODS\8270-BF110817.M  
 Quant Title : ASP BNA STANDARDS FOR 5 POINT CALIBRATION  
 QLast Update : Thu Nov 09 16:04:38 2017  
 Response via : Initial Calibration

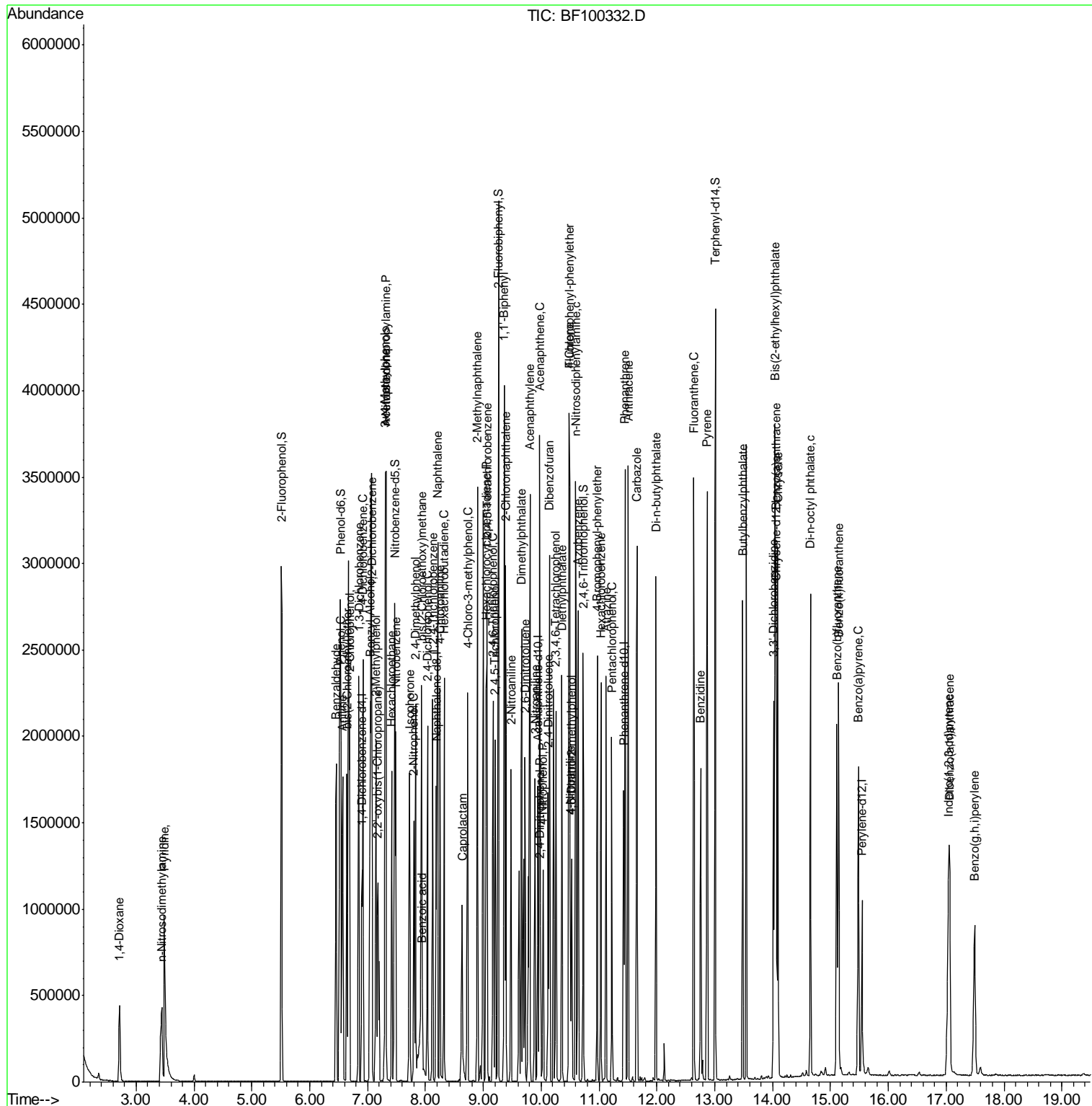
Internal Standards	R.T.	QIon	Response	Conc	Units	Dev(Min)
42) 2,4,6-Trichlorophenol	9.17	196	310720	43.262	ng	99
43) 2,4,5-Trichlorophenol	9.21	196	323472	43.469	ng	# 91
45) 1,1'-Biphenyl	9.36	154	1181180	39.968	ng	100
46) 2-Chloronaphthalene	9.39	162	879317	41.013	ng	98
47) 2-Nitroaniline	9.48	65	288474	45.679	ng	94
48) Acenaphthylene	9.80	152	1426116	40.138	ng	99
49) Dimethylphthalate	9.66	163	1033886	39.629	ng	99
50) 2,6-Dinitrotoluene	9.72	165	227574	44.068	ng	97
51) Acenaphthene	9.97	154	883388	40.881	ng	99
52) 3-Nitroaniline	9.89	138	260311	42.687	ng	98
53) 2,4-Dinitrophenol	9.99	184	102972	54.695	ng	# 17
54) Dibenzofuran	10.15	168	1202843	39.716	ng	99
55) 4-Nitrophenol	10.04	139	216340	43.691	ng	92
56) 2,4-Dinitrotoluene	10.12	165	299522	45.976	ng	# 98
57) Fluorene	10.49	166	882849	39.791	ng	100
58) 2,3,4,6-Tetrachlorophenol	10.26	232	256965	42.134	ng	88
59) Diethylphthalate	10.36	149	1034968	39.642	ng	97
60) 4-Chlorophenyl-phenylether	10.48	204	438413	40.280	ng	93
61) 4-Nitroaniline	10.51	138	254531	44.019	ng	92
62) Azobenzene	10.64	77	986043	40.100	ng	95
64) 4,6-Dinitro-2-methylphenol	10.53	198	169917	51.535	ng	75
65) n-Nitrosodiphenylamine	10.60	169	913759	40.843	ng	97
66) 4-Bromophenyl-phenylether	10.97	248	289350	41.951	ng	91
67) Hexachlorobenzene	11.03	284	299306	41.491	ng	# 92
68) Atrazine	11.12	200	280070	41.356	ng	98
69) Pentachlorophenol	11.22	266	229565	44.380	ng	98
70) Phenanthrene	11.45	178	1340432	39.568	ng	99
71) Anthracene	11.50	178	1349761	39.272	ng	99
72) Carbazole	11.66	167	1251959	39.478	ng	99
73) Di-n-butylphthalate	11.99	149	1550269	41.773	ng	99
74) Fluoranthene	12.64	202	1400456	39.007	ng	98
76) Benzidine	12.76	184	656960	32.693	ng	98
77) Pyrene	12.87	202	1435351	40.130	ng	99
79) Butylbenzylphthalate	13.48	149	653721	44.816	ng	98
80) Benzo(a)anthracene	14.06	228	1234394	40.852	ng	99
81) 3,3'-Dichlorobenzidine	14.02	252	463114	42.778	ng	99
82) Chrysene	14.09	228	1178855	40.289	ng	99
83) Bis(2-ethylhexyl)phthalate	14.04	149	876043	45.663	ng	99
84) Di-n-octyl phthalate	14.66	149	1465719	44.472	ng	99
85) Indeno(1,2,3-cd)pyrene	17.04	276	911671	38.521	ng	96
87) Benzo(b)fluoranthene	15.11	252	1124889	42.611	ng	100
88) Benzo(k)fluoranthene	15.14	252	993465	39.829	ng	98
89) Benzo(a)pyrene	15.49	252	964107	41.194	ng	100
90) Dibenzo(a,h)anthracene	17.06	278	773348	40.405	ng	97
91) Benzo(g,h,i)perylene	17.49	276	753809	40.234	ng	95

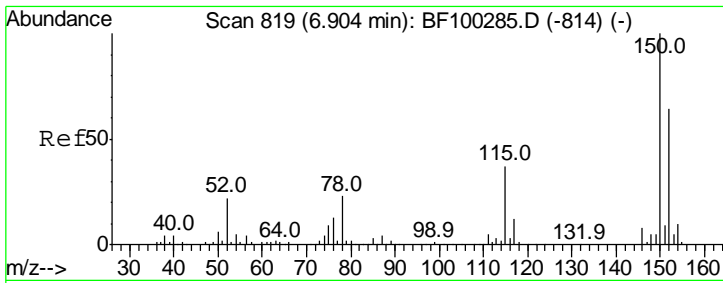
(#) = qualifier out of range (m) = manual integration (+) = signals summed

Data Path : \\74.0.250.170\SVOASRV\HPCHEM1\BNA F\DATA\BF110917\  
 Data File : BF100332.D  
 Acq On : 9 Nov 2017 10:39  
 Operator : SJ/JU  
 Sample : SSTDCCC040  
 Misc :  
 ALS Vial : 2 Sample Multiplier: 1

Instrument :  
 BNA\_F  
 Client Sampled :

Quant Time: Nov 09 16:04:35 2017  
 Quant Method : Z:\HPCHEM1\BNA F\METHODS\8270-BF110817.M  
 Quant Title : ASP BNA STANDARDS FOR 5 POINT CALIBRATION  
 QLast Update : Thu Nov 09 16:04:38 2017  
 Response via : Initial Calibration

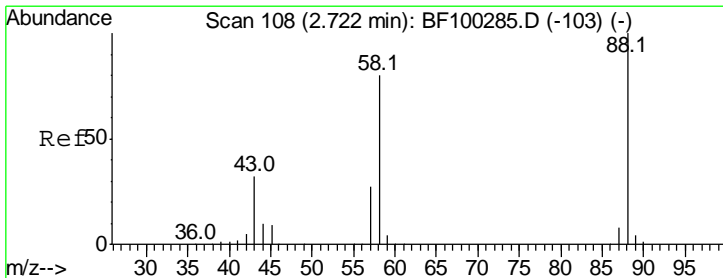
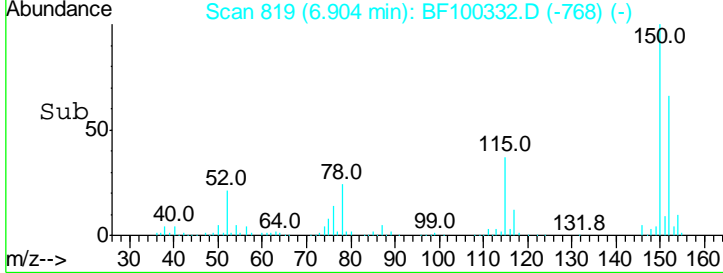
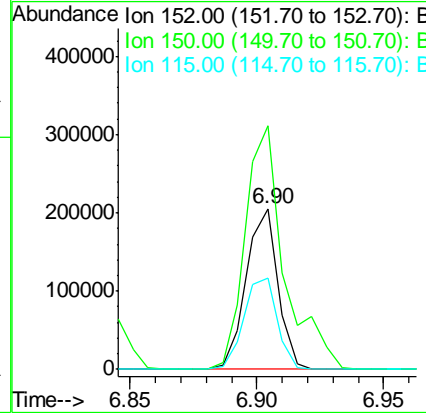
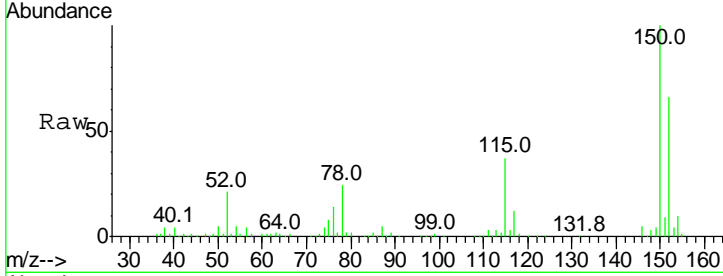




#1  
 1,4-Dichlorobenzene-d4  
 Concen: 20.000 ng  
 RT: 6.90 min Scan# 819  
 Delta R.T. 0.00 min  
 Lab File: BF100332.D  
 Acq: 9 Nov 2017 10:39

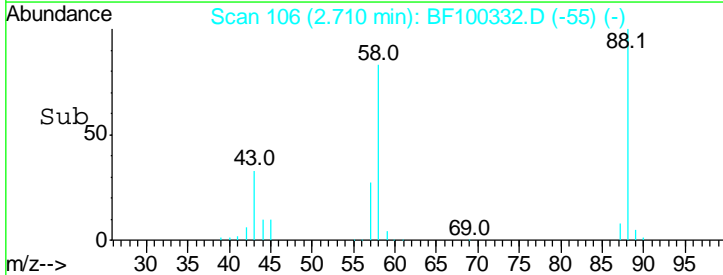
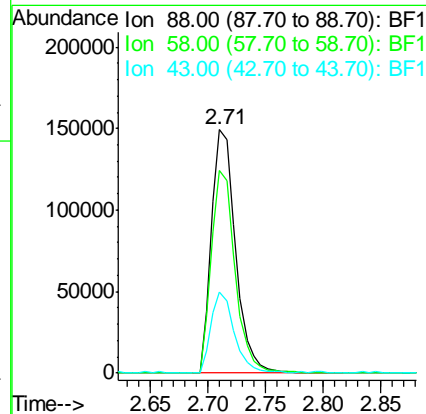
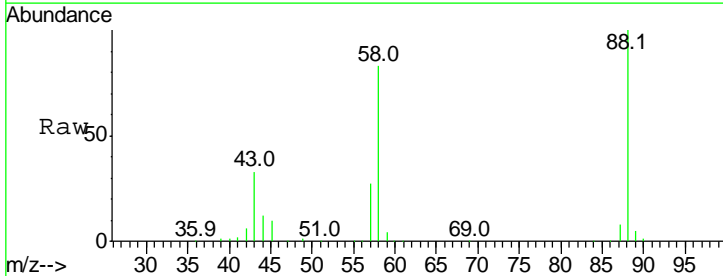
Instrument :  
 BNA\_F  
 ClientSampled :

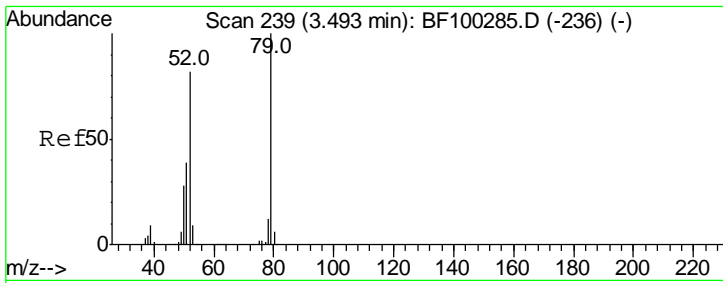
Tgt Ion	Resp	Lower	Upper
152	178088		
152	100		
150	151.7	124.6	186.8
115	56.5	50.1	75.1



#2  
 1,4-Dioxane  
 Concen: 40.283 ng  
 RT: 2.71 min Scan# 106  
 Delta R.T. 0.00 min  
 Lab File: BF100332.D  
 Acq: 9 Nov 2017 10:39

Tgt Ion	Resp	Lower	Upper
88	218100		
88	100		
58	81.9	62.6	93.8
43	31.5	24.6	37.0

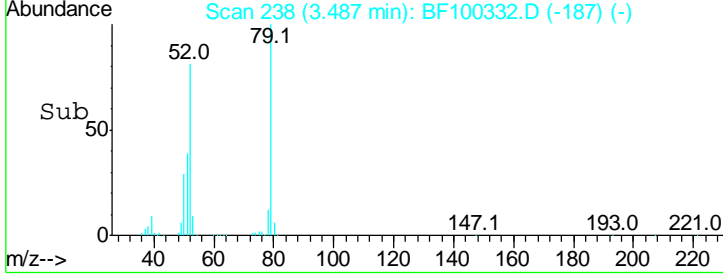
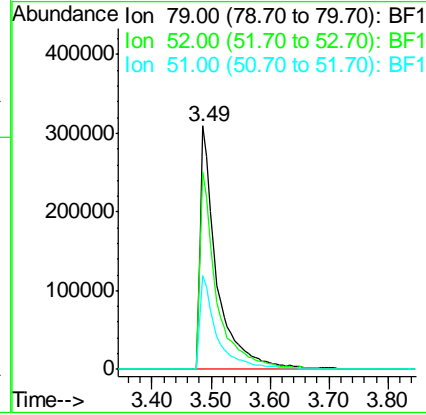
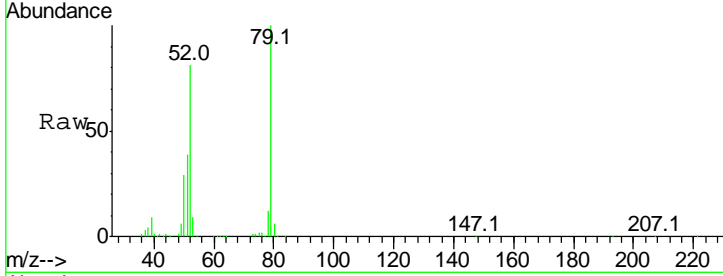




#3  
 Pyridine  
 Concen: 41.285 ng  
 RT: 3.49 min Scan# 238  
 Delta R.T. 0.00 min  
 Lab File: BF100332.D  
 Acq: 9 Nov 2017 10:39

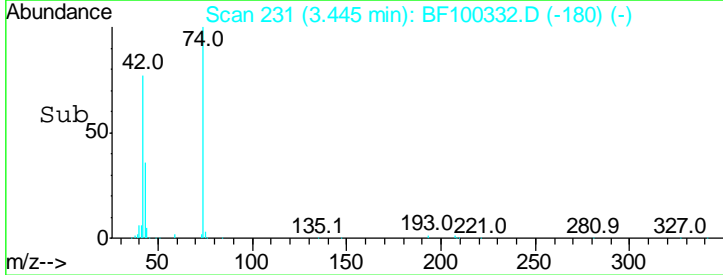
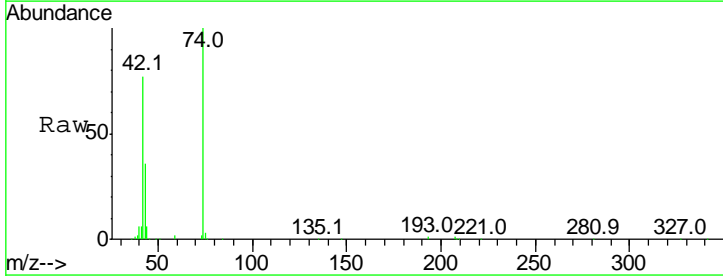
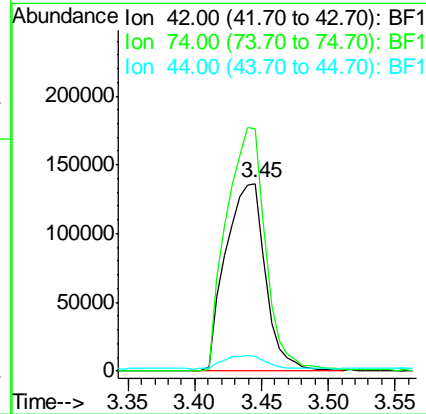
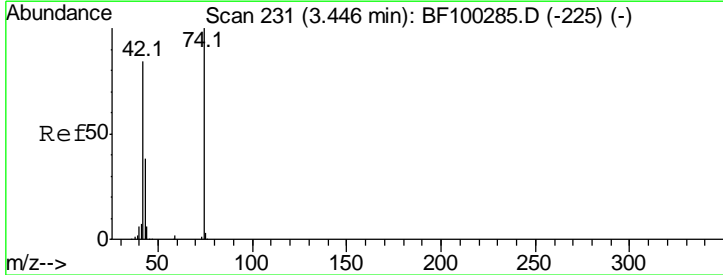
Instrument :  
 BNA\_F  
 ClientSampled :

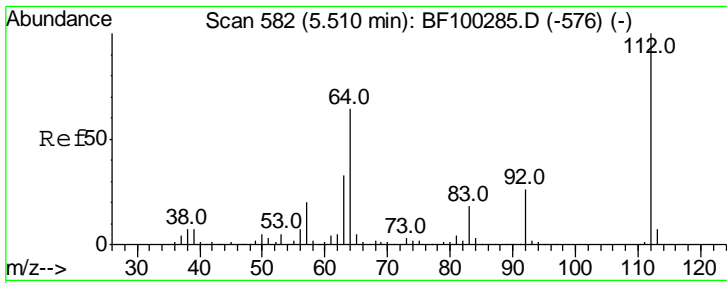
Tgt Ion	Resp	Lower	Upper
79	100		
52	81.0	59.8	89.6
51	38.7	29.8	44.8



#4  
 n-Nitrosodimethylamine  
 Concen: 39.788 ng  
 RT: 3.45 min Scan# 231  
 Delta R.T. 0.00 min  
 Lab File: BF100332.D  
 Acq: 9 Nov 2017 10:39

Tgt Ion	Resp	Lower	Upper
42	100		
74	129.1	104.9	157.3
44	7.4	6.9	10.3



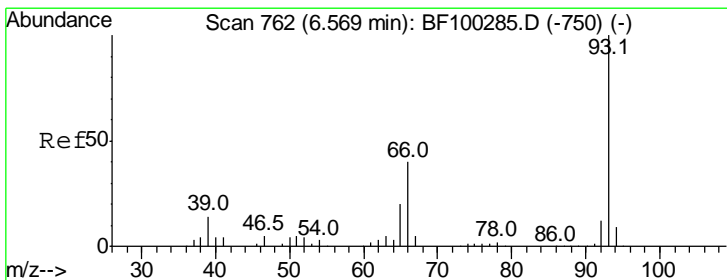
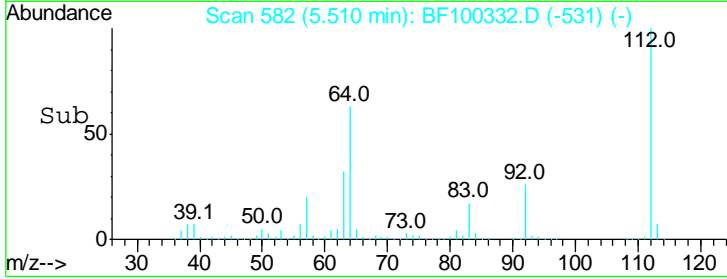
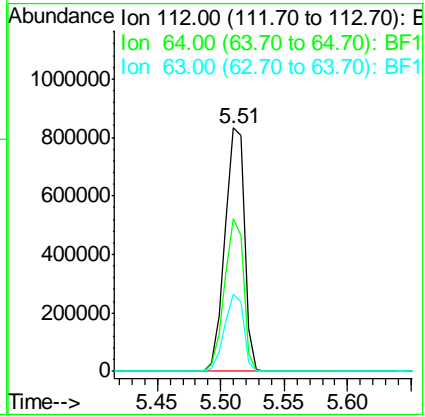
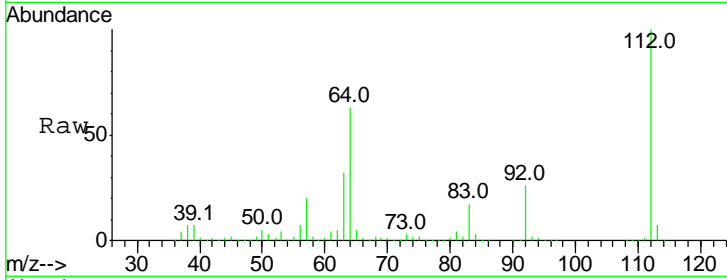


#5  
 2-Fluorophenol  
 Concen: 79.860 ng  
 RT: 5.51 min Scan# 582  
 Delta R.T. 0.00 min  
 Lab File: BF100332.D  
 Acq: 9 Nov 2017 10:39

Instrument :  
 BNA\_F  
 ClientSampled :

Tgt Ion: 112 Resp: 887226

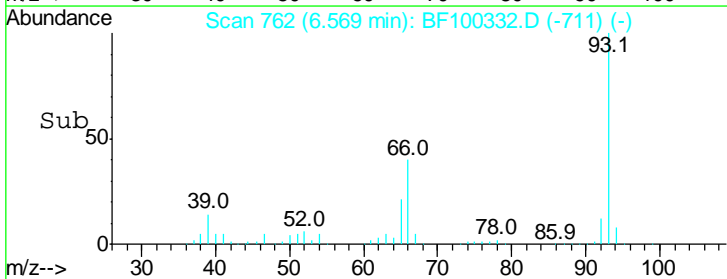
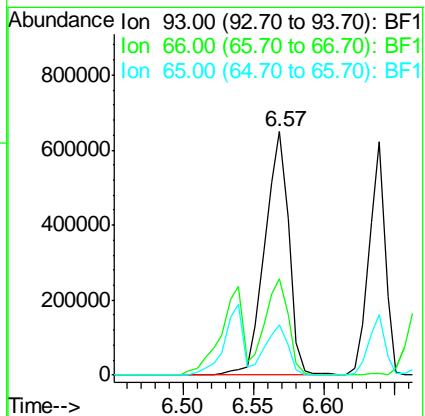
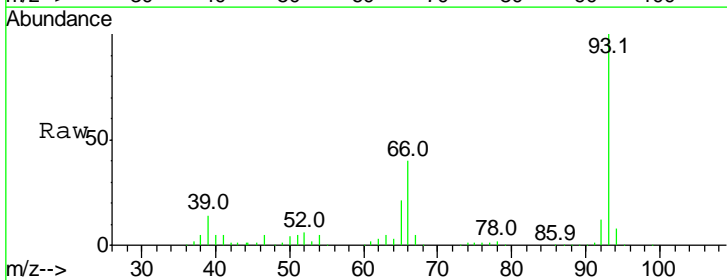
Ion	Ratio	Lower	Upper
112	100		
64	62.9	47.9	71.9
63	31.9	23.7	35.5

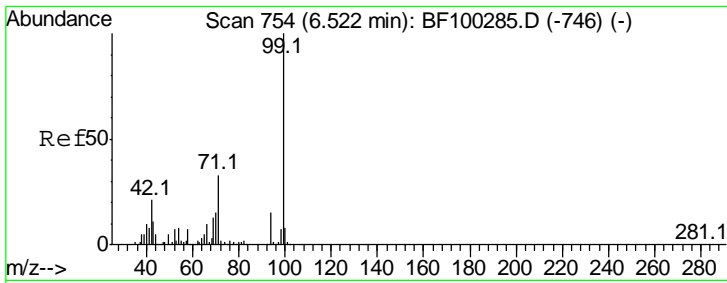


#6  
 Aniline  
 Concen: 40.356 ng  
 RT: 6.57 min Scan# 762  
 Delta R.T. 0.00 min  
 Lab File: BF100332.D  
 Acq: 9 Nov 2017 10:39

Tgt Ion: 93 Resp: 781072

Ion	Ratio	Lower	Upper
93	100		
66	39.8	32.2	48.2
65	20.9	16.4	24.6

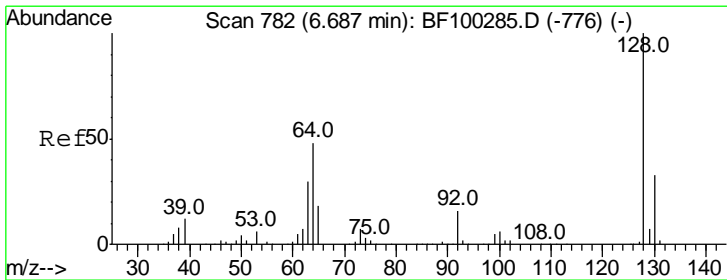
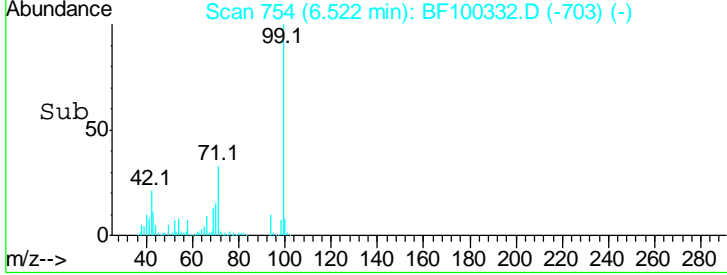
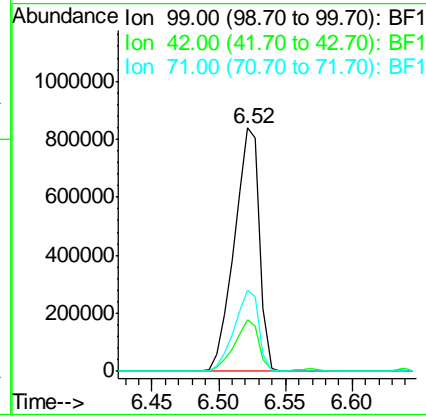
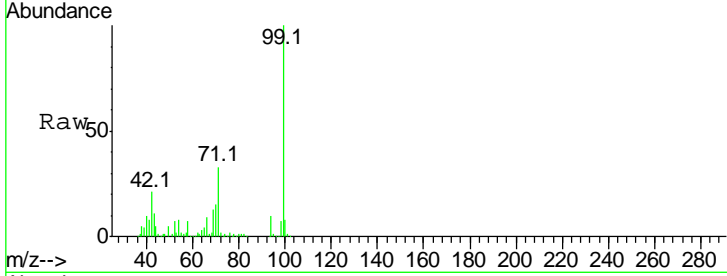




#7  
 Phenol-d6  
 Concen: 80.654 ng  
 RT: 6.52 min Scan# 754  
 Delta R.T. 0.00 min  
 Lab File: BF100332.D  
 Acq: 9 Nov 2017 10:39

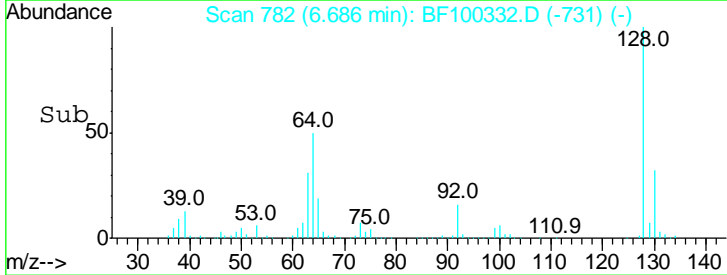
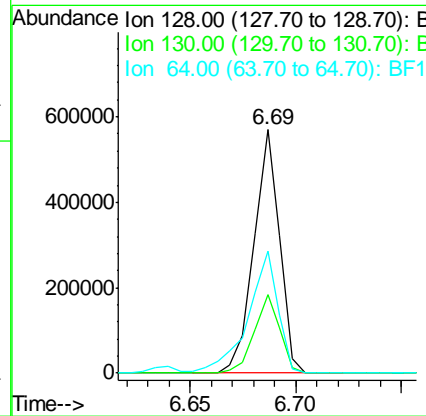
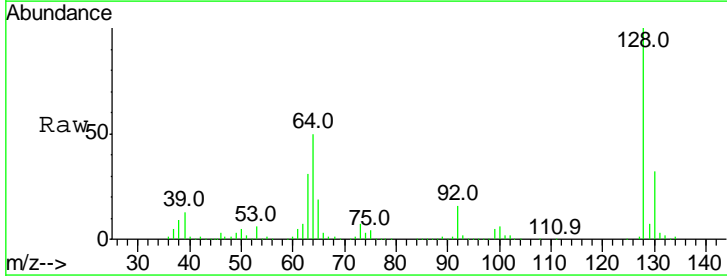
Instrument :  
 BNA\_F  
 ClientSampled :

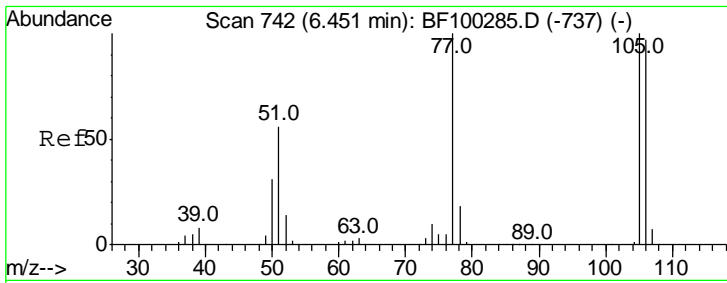
Tgt Ion	Resp	Lower	Upper
99	1104950		
42	21.4	14.5	21.7
71	33.2	25.4	38.0



#8  
 2-Chlorophenol  
 Concen: 40.903 ng  
 RT: 6.69 min Scan# 782  
 Delta R.T. 0.00 min  
 Lab File: BF100332.D  
 Acq: 9 Nov 2017 10:39

Tgt Ion	Resp	Lower	Upper
128	480732		
130	32.2	13.0	53.0
64	50.0	29.4	69.4

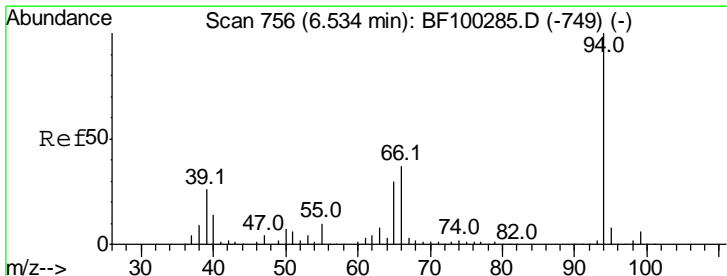
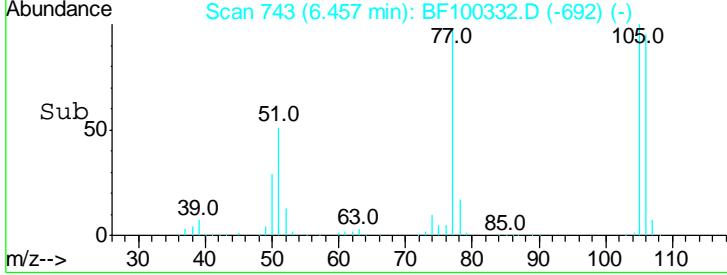
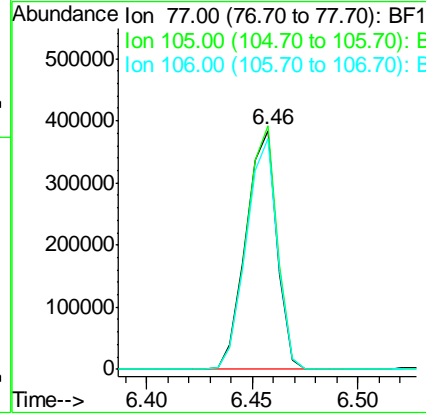
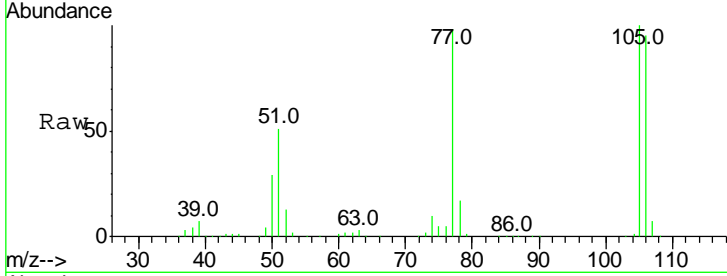




#9  
Benzaldehyde  
Concen: 39.774 ng  
RT: 6.46 min Scan# 743  
Delta R.T. 0.00 min  
Lab File: BF100332.D  
Acq: 9 Nov 2017 10:39

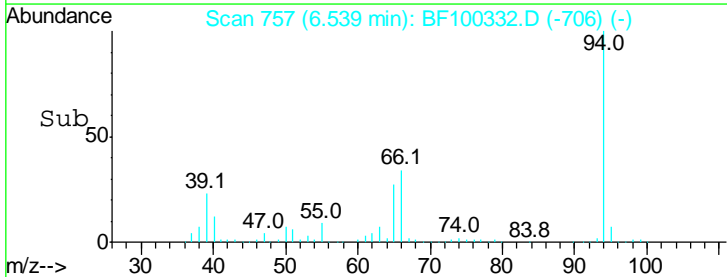
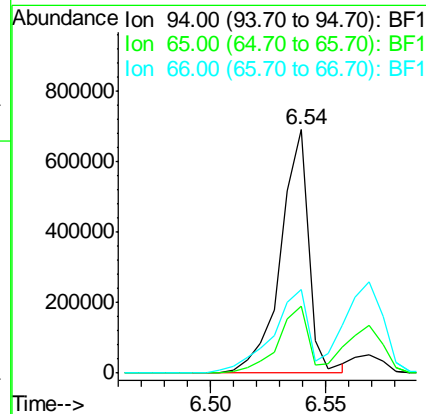
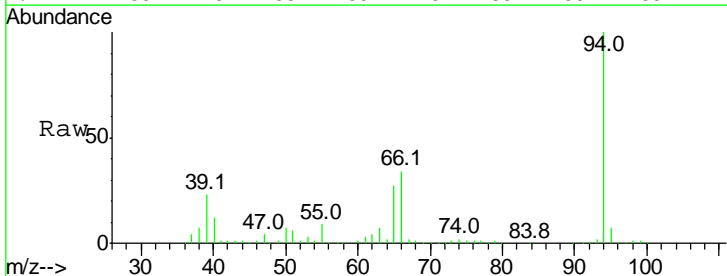
Instrument :  
BNA\_F  
ClientSampled :

Tgt Ion	Resp	Lower	Upper
77	100		
105	101.9	81.1	121.1
106	96.9	74.5	114.5

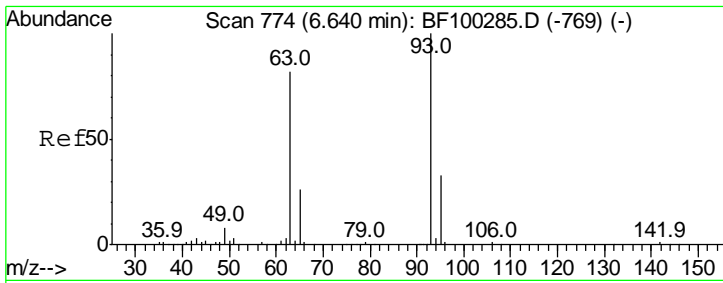


#10  
Phenol  
Concen: 40.603 ng  
RT: 6.54 min Scan# 757  
Delta R.T. 0.00 min  
Lab File: BF100332.D  
Acq: 9 Nov 2017 10:39

Tgt Ion	Resp	Lower	Upper
94	100		
65	27.3	7.9	47.9
66	34.3	16.2	56.2



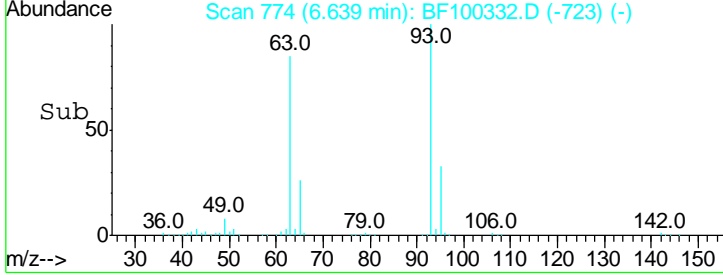
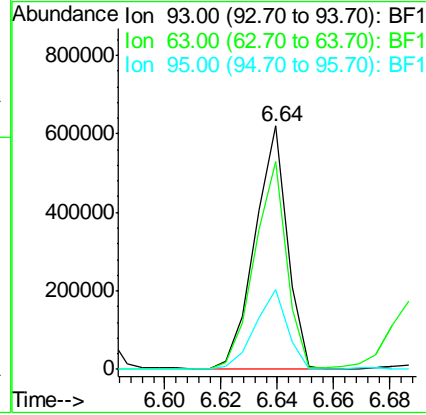
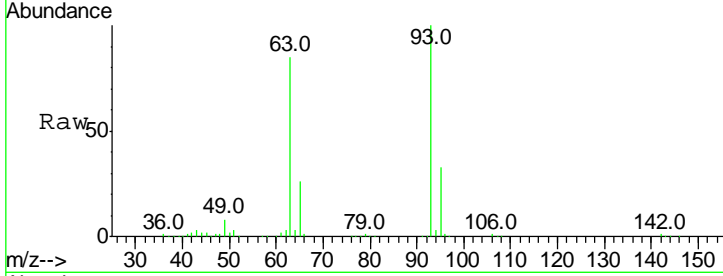




#11  
 bis(2-Chloroethyl)ether  
 Concen: 40.674 ng  
 RT: 6.64 min Scan# 774  
 Delta R.T. 0.00 min  
 Lab File: BF100332.D  
 Acq: 9 Nov 2017 10:39

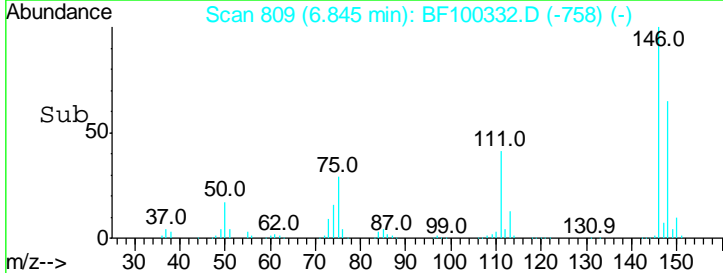
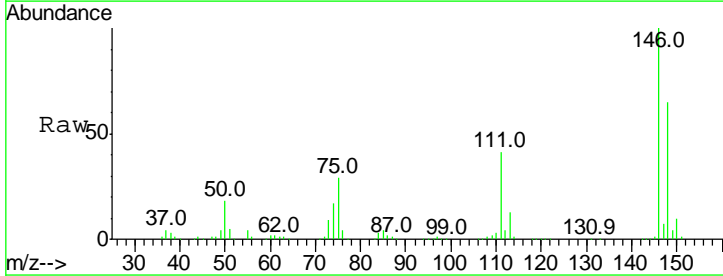
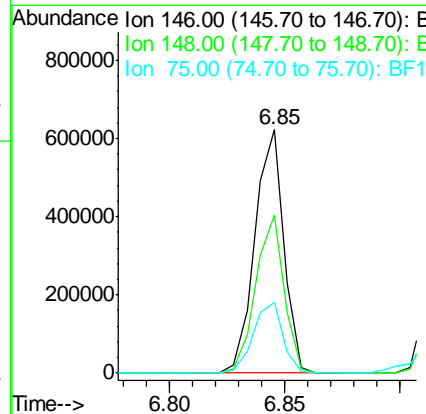
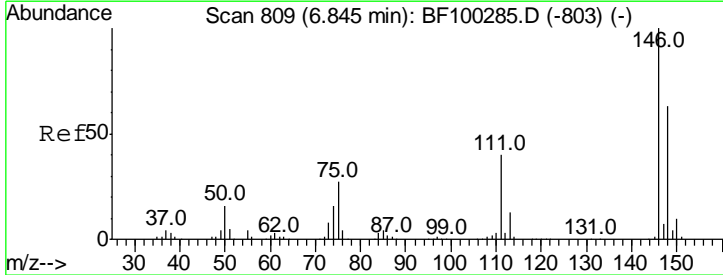
Instrument :  
 BNA\_F  
 ClientSampled :

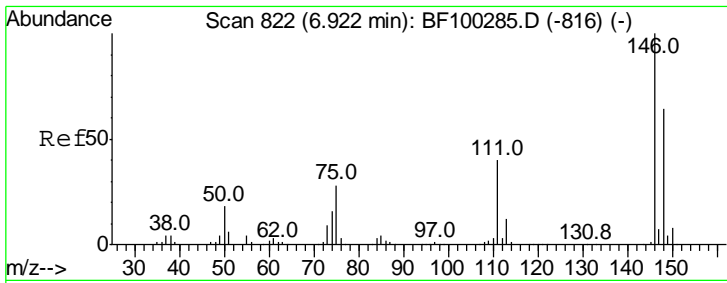
Tgt Ion	Resp	Lower	Upper
93	100		
63	85.2	58.6	98.6
95	33.0	11.8	51.8



#12  
 1,3-Dichlorobenzene  
 Concen: 40.135 ng  
 RT: 6.85 min Scan# 809  
 Delta R.T. 0.00 min  
 Lab File: BF100332.D  
 Acq: 9 Nov 2017 10:39

Tgt Ion	Resp	Lower	Upper
146	100		
148	64.7	51.8	77.8
75	29.1	24.2	36.4

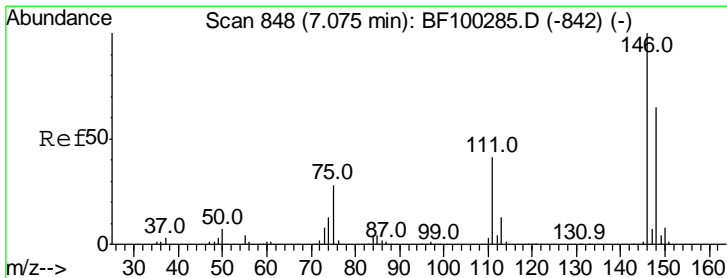
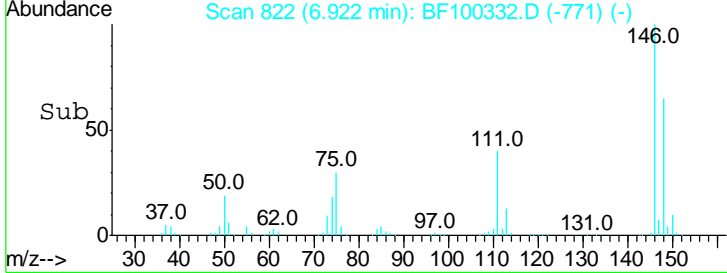
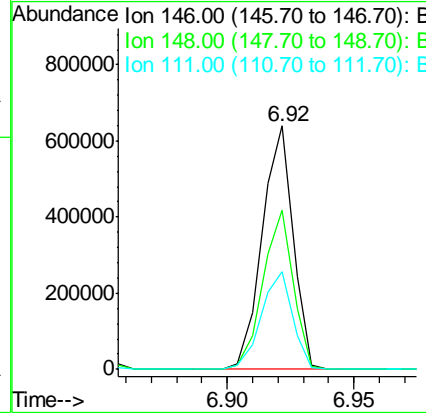
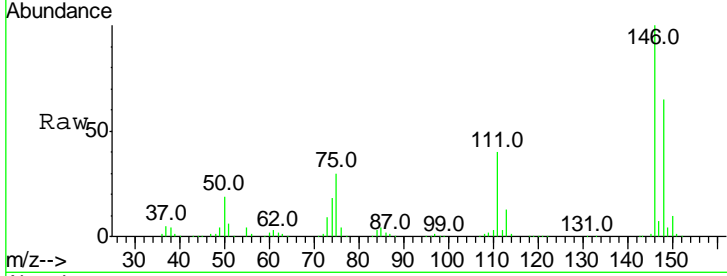




#13  
 1,4-Dichlorobenzene  
 Concen: 39.835 ng  
 RT: 6.92 min Scan# 822  
 Delta R.T. 0.00 min  
 Lab File: BF100332.D  
 Acq: 9 Nov 2017 10:39

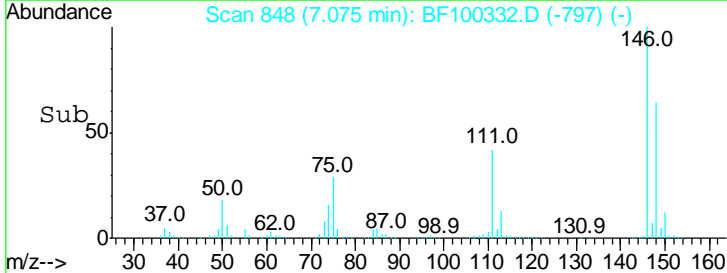
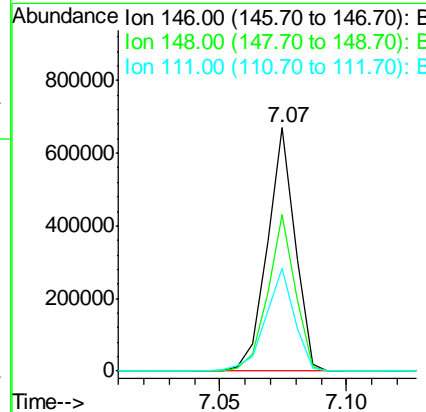
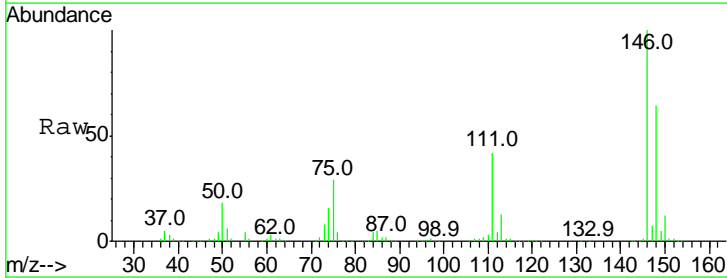
Instrument :  
 BNA\_F  
 ClientSampled :

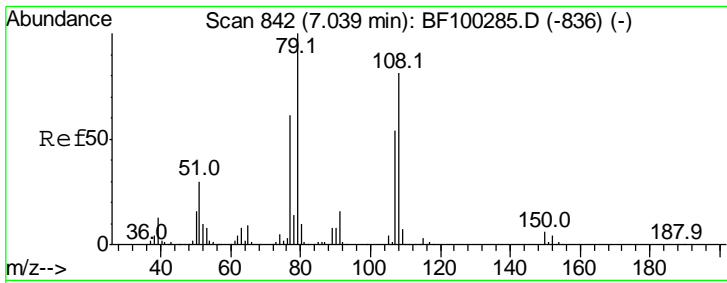
Tgt Ion	Resp	Lower	Upper
146	100		
148	65.4	50.8	76.2
111	40.2	34.2	51.2



#14  
 1,2-Dichlorobenzene  
 Concen: 40.043 ng  
 RT: 7.07 min Scan# 848  
 Delta R.T. 0.00 min  
 Lab File: BF100332.D  
 Acq: 9 Nov 2017 10:39

Tgt Ion	Resp	Lower	Upper
146	100		
148	64.1	50.6	75.8
111	42.1	36.0	54.0

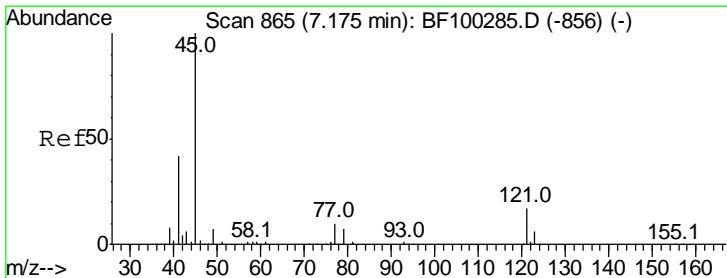
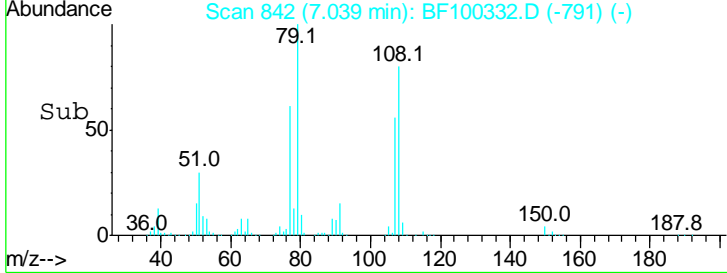
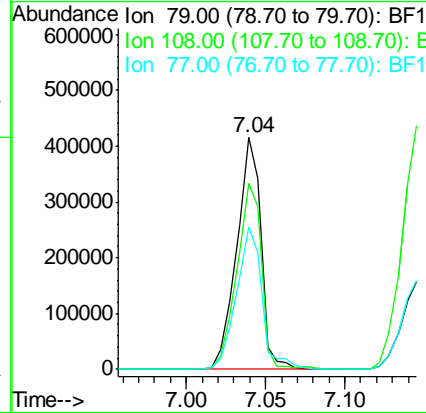
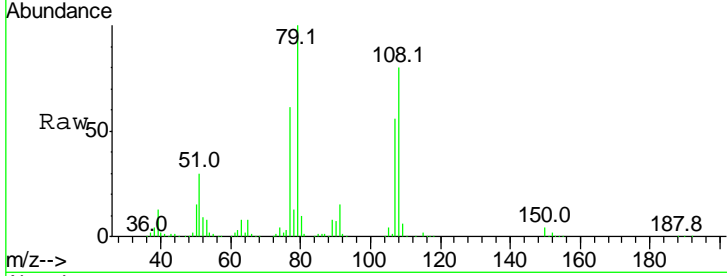




#15  
Benzyl Alcohol  
Concen: 41.320 ng  
RT: 7.04 min Scan# 842  
Delta R.T. 0.00 min  
Lab File: BF100332.D  
Acq: 9 Nov 2017 10:39

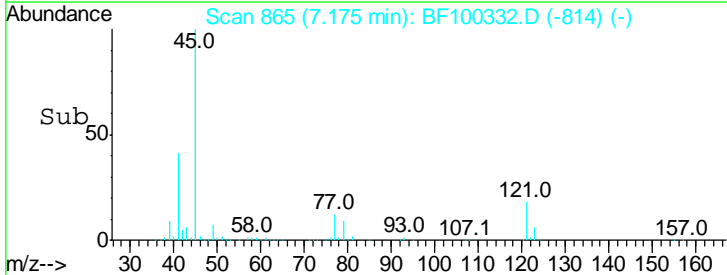
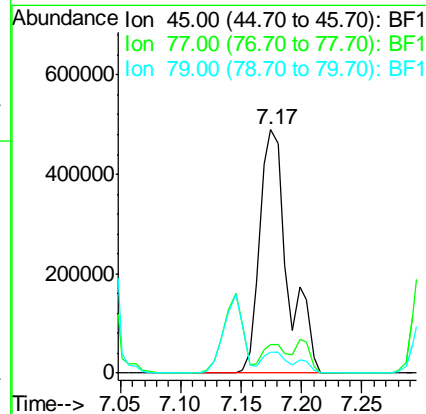
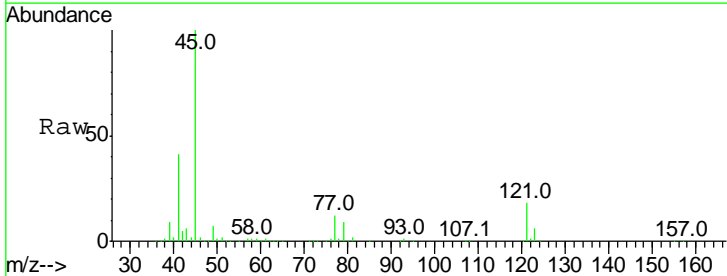
Instrument :  
BNA\_F  
ClientSampled :

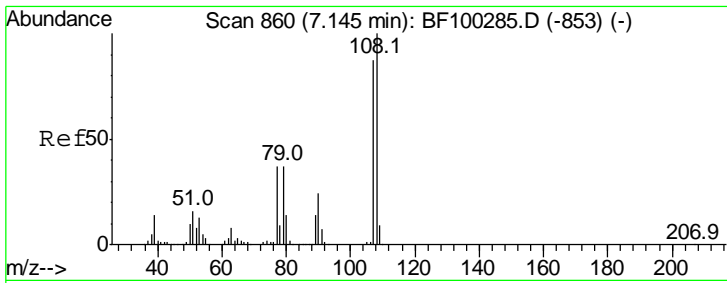
Tgt Ion	Resp	Lower	Upper
79	100		
108	79.9	65.1	97.7
77	61.5	50.6	75.8



#16  
2,2'-oxybis(1-Chloropropane)  
Concen: 41.332 ng  
RT: 7.17 min Scan# 865  
Delta R.T. 0.00 min  
Lab File: BF100332.D  
Acq: 9 Nov 2017 10:39

Tgt Ion	Resp	Lower	Upper
45	100		
77	11.9	0.0	32.9
79	8.7	0.0	29.6

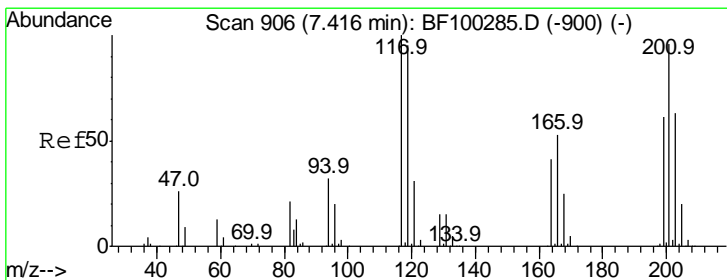
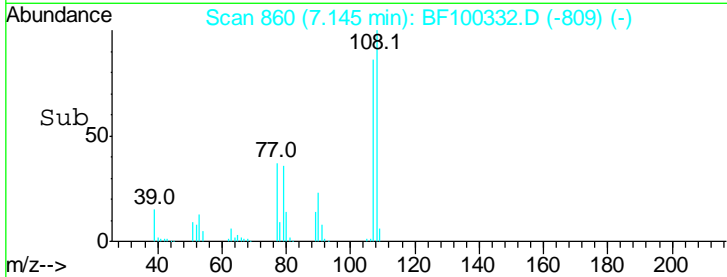
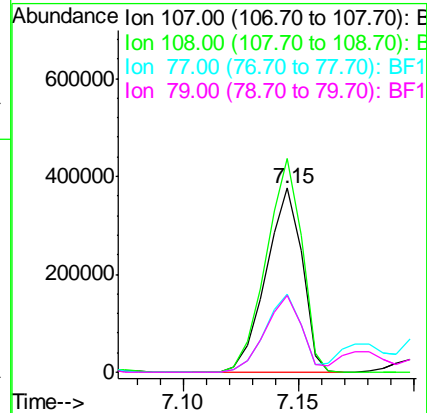
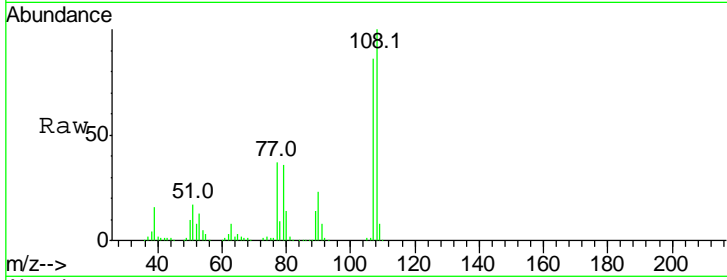




#17  
 2-Methylphenol  
 Concen: 40.656 ng  
 RT: 7.15 min Scan# 860  
 Delta R.T. 0.00 min  
 Lab File: BF100332.D  
 Acq: 9 Nov 2017 10:39

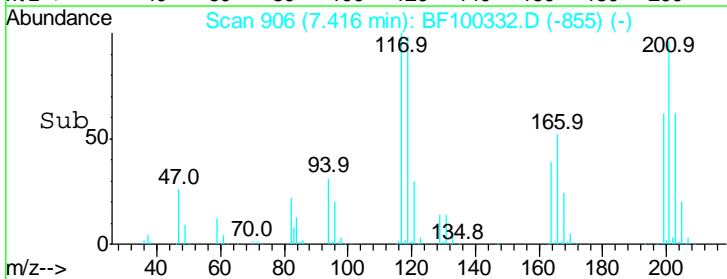
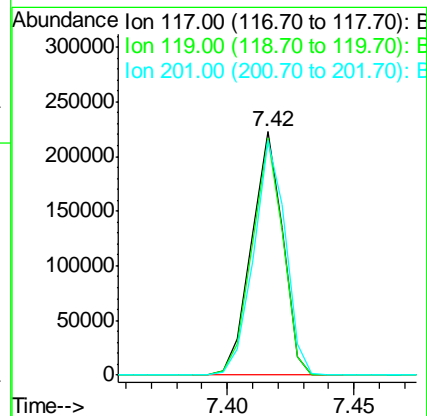
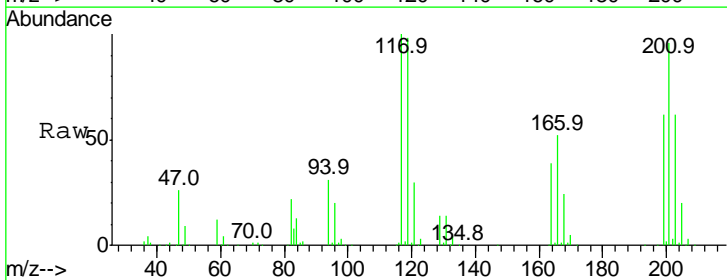
Instrument :  
 BNA\_F  
 ClientSampled :

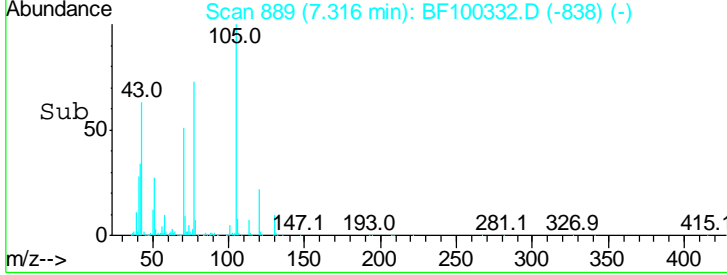
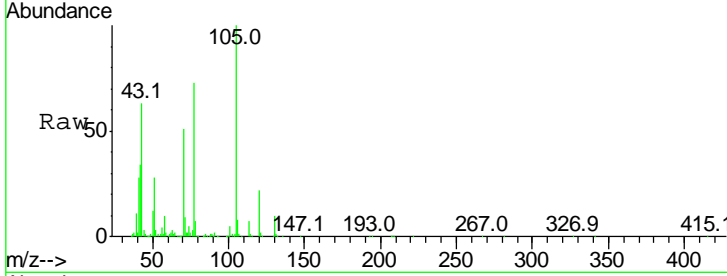
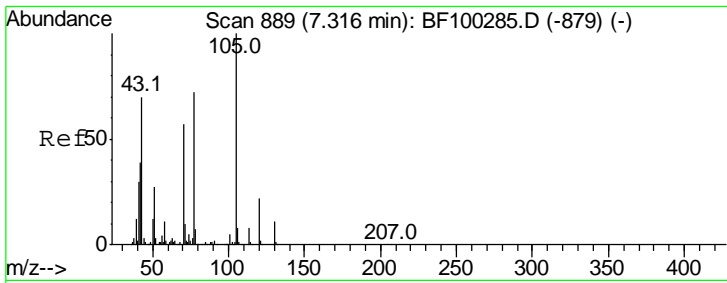
Tgt Ion	Resp	Lower	Upper
107	100		
108	116.2	91.7	137.5
77	42.6	33.8	50.8
79	41.8	33.8	50.8



#18  
 Hexachloroethane  
 Concen: 42.325 ng  
 RT: 7.42 min Scan# 906  
 Delta R.T. 0.00 min  
 Lab File: BF100332.D  
 Acq: 9 Nov 2017 10:39

Tgt Ion	Resp	Lower	Upper
117	100		
119	97.7	75.8	113.8
201	96.2	75.7	113.5

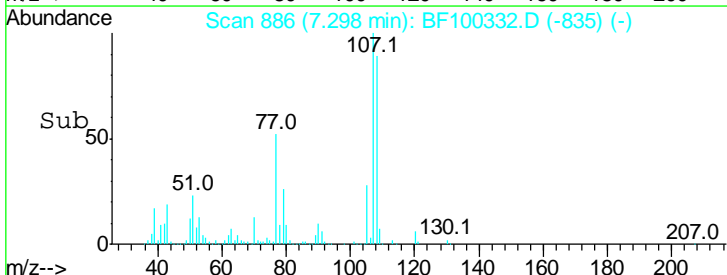
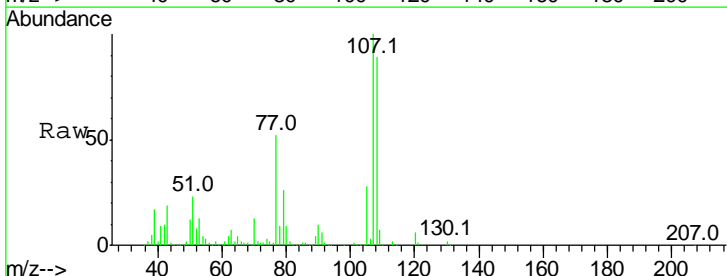
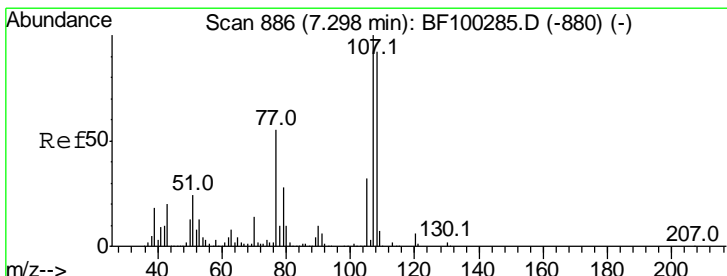
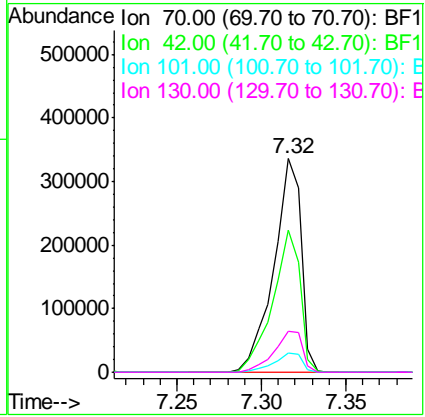




#19  
 n-Nitroso-di-n-propylamine  
 Concen: 39.822 ng  
 RT: 7.32 min Scan# 889  
 Delta R.T. 0.00 min  
 Lab File: BF100332.D  
 Acq: 9 Nov 2017 10:39

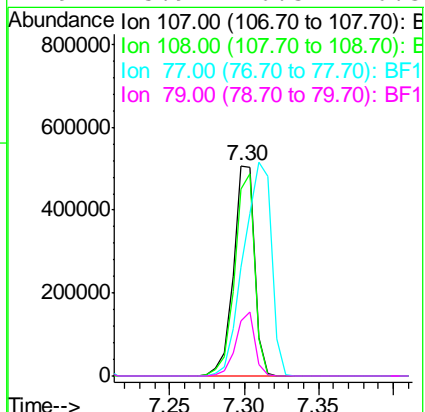
Instrument :  
 BNA\_F  
 ClientSampled :

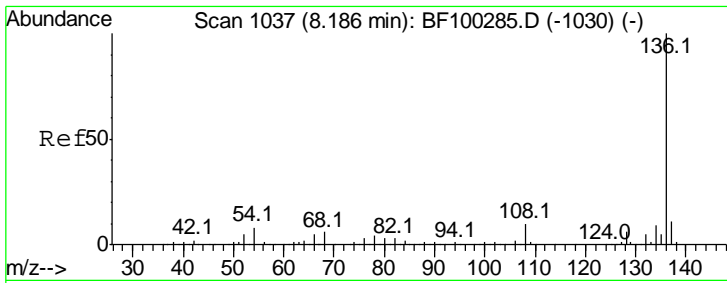
Tgt Ion	Resp	Lower	Upper
70	100		
42	66.4	47.5	71.3
101	9.1	7.4	11.2
130	19.3	16.6	25.0



#20  
 3+4-Methylphenols  
 Concen: 39.859 ng  
 RT: 7.30 min Scan# 886  
 Delta R.T. 0.00 min  
 Lab File: BF100332.D  
 Acq: 9 Nov 2017 10:39

Tgt Ion	Resp	Lower	Upper
107	100		
108	89.1	68.2	108.2
77	51.6	26.7	66.7
79	25.9	6.3	46.3



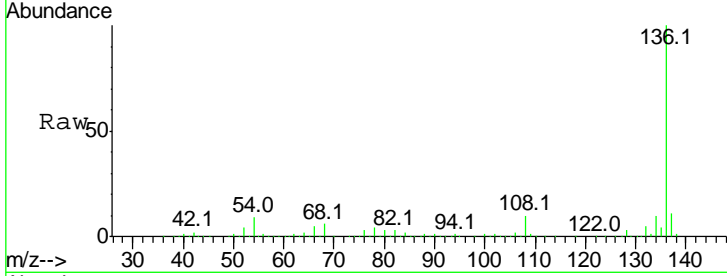


#21  
 Naphthalene-d8  
 Concen: 20.000 ng  
 RT: 8.19 min Scan# 1037  
 Delta R.T. 0.00 min  
 Lab File: BF100332.D  
 Acq: 9 Nov 2017 10:39

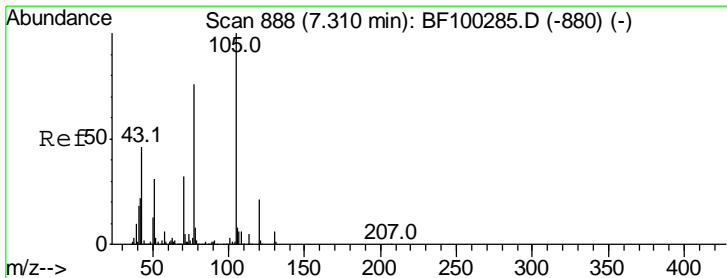
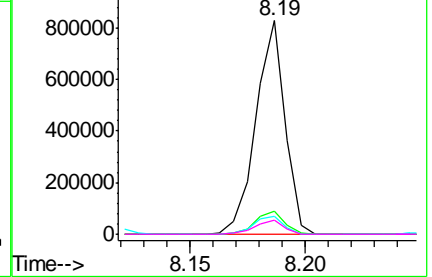
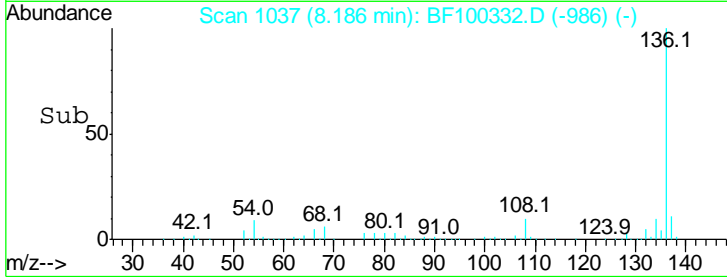
Instrument :  
 BNA\_F  
 ClientSampled :

Tgt Ion:136 Resp: 731781

Ion	Ratio	Lower	Upper
136	100		
137	10.6	8.9	13.3
54	8.6	6.6	9.8
68	6.4	5.0	7.4



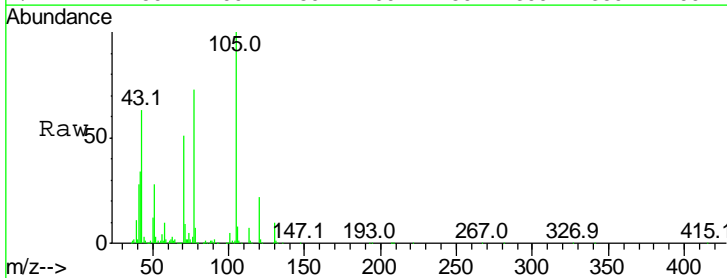
Abundance Ion 136.00 (135.70 to 136.70): E  
 Ion 137.00 (136.70 to 137.70): E  
 Ion 54.00 (53.70 to 54.70): BF1  
 Ion 68.00 (67.70 to 68.70): BF1



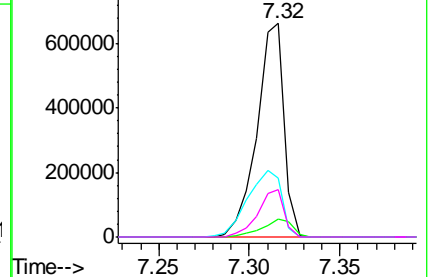
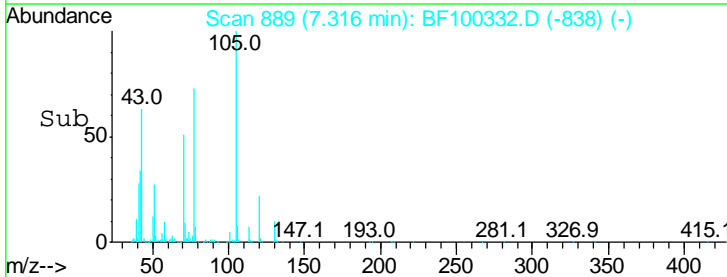
#22  
 Acetophenone  
 Concen: 38.515 ng  
 RT: 7.32 min Scan# 889  
 Delta R.T. 0.00 min  
 Lab File: BF100332.D  
 Acq: 9 Nov 2017 10:39

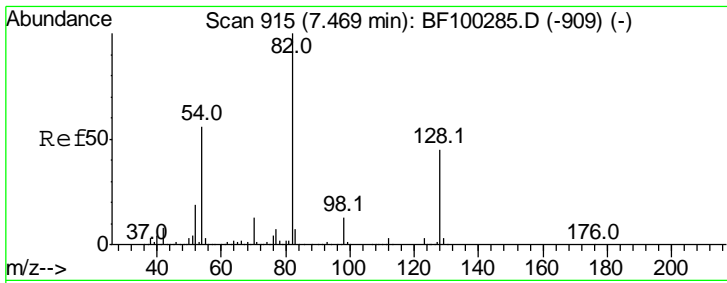
Tgt Ion:105 Resp: 687273

Ion	Ratio	Lower	Upper
105	100		
71	8.6	4.4	6.6#
51	27.7	22.3	33.5
120	21.9	16.9	25.3



Abundance Ion 105.00 (104.70 to 105.70): E  
 Ion 71.00 (70.70 to 71.70): BF1  
 Ion 51.00 (50.70 to 51.70): BF1  
 Ion 120.00 (119.70 to 120.70): E



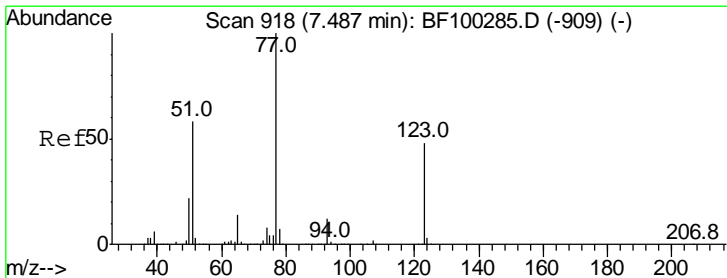
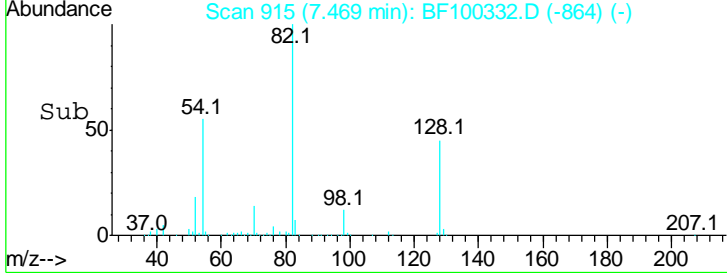
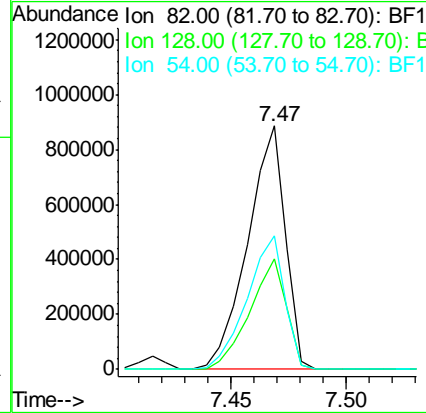
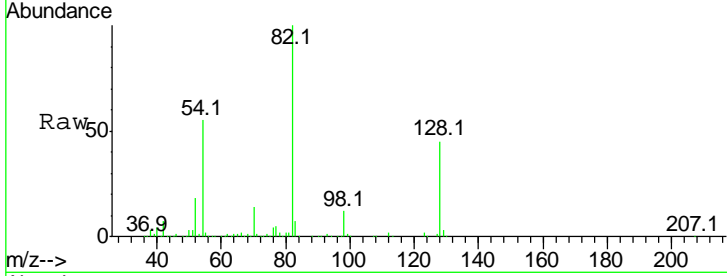


#23  
 Nitrobenzene-d5  
 Concen: 90.892 ng  
 RT: 7.47 min Scan# 915  
 Delta R.T. 0.00 min  
 Lab File: BF100332.D  
 Acq: 9 Nov 2017 10:39

Instrument :  
 BNA\_F  
 ClientSampled :

Tgt Ion: 82 Resp: 1006042

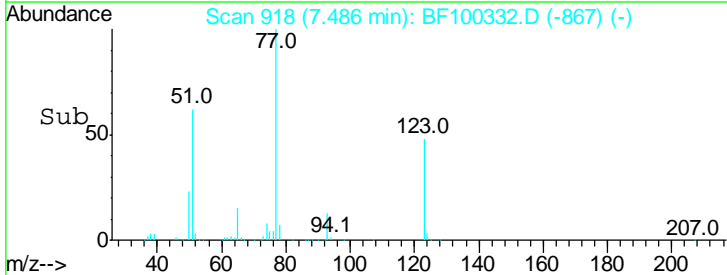
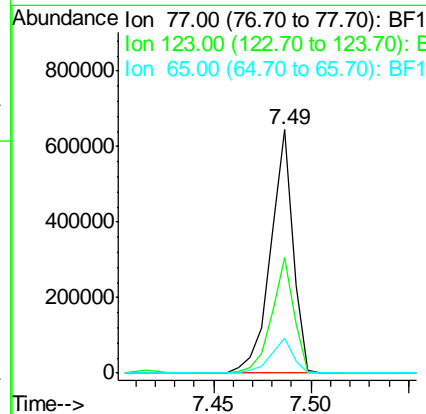
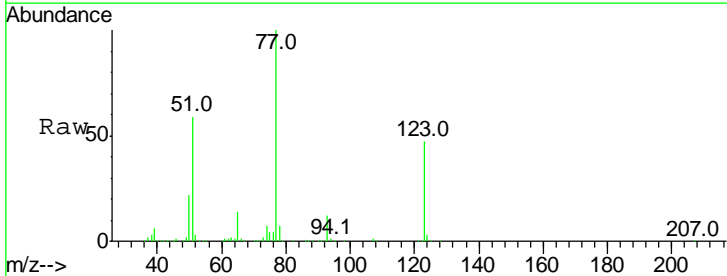
Ion	Ratio	Lower	Upper
82	100		
128	45.1	36.1	54.1
54	54.9	41.4	62.2

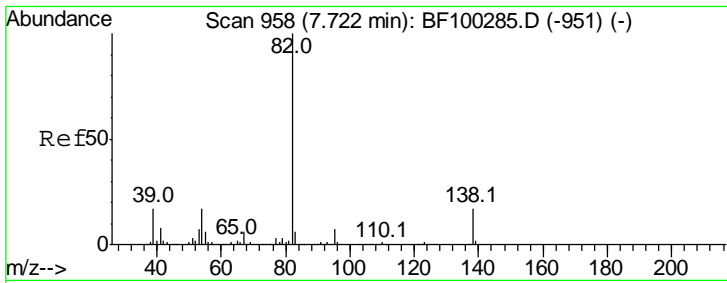


#24  
 Nitrobenzene  
 Concen: 45.069 ng  
 RT: 7.49 min Scan# 918  
 Delta R.T. 0.00 min  
 Lab File: BF100332.D  
 Acq: 9 Nov 2017 10:39

Tgt Ion: 77 Resp: 513440

Ion	Ratio	Lower	Upper
77	100		
123	47.5	37.9	56.9
65	14.4	11.0	16.4

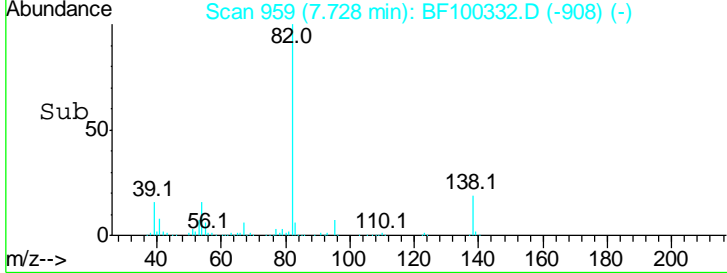
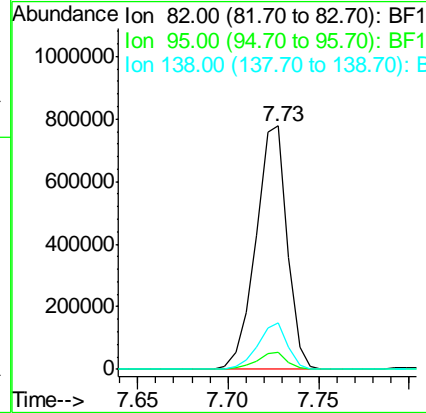
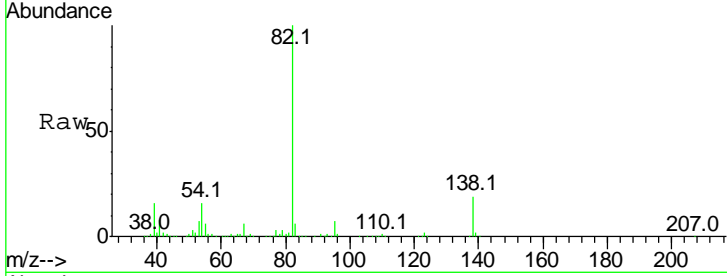




#25  
 Isophorone  
 Concen: 40.218 ng  
 RT: 7.73 min Scan# 959  
 Delta R.T. 0.00 min  
 Lab File: BF100332.D  
 Acq: 9 Nov 2017 10:39

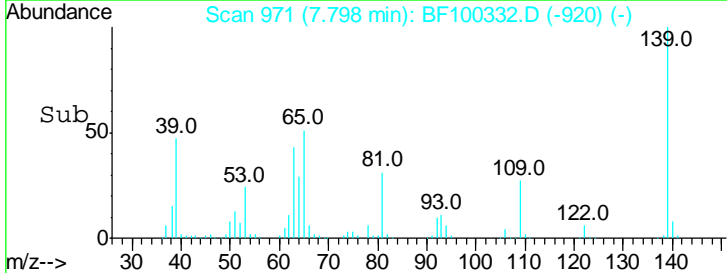
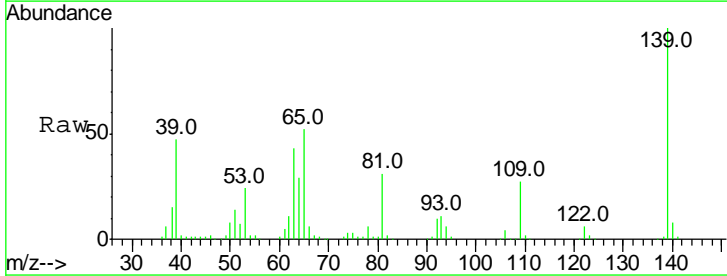
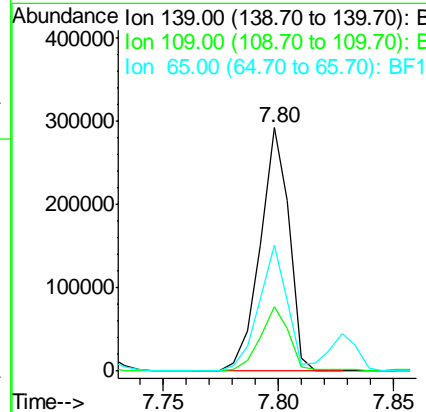
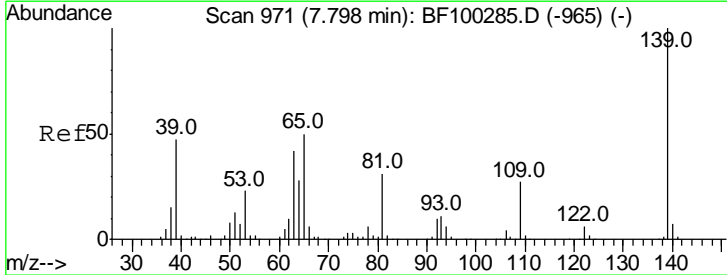
Instrument :  
 BNA\_F  
 ClientSampled :

Tgt Ion	Resp	Lower	Upper
82	100		
95	6.8	5.2	7.8
138	19.0	14.9	22.3

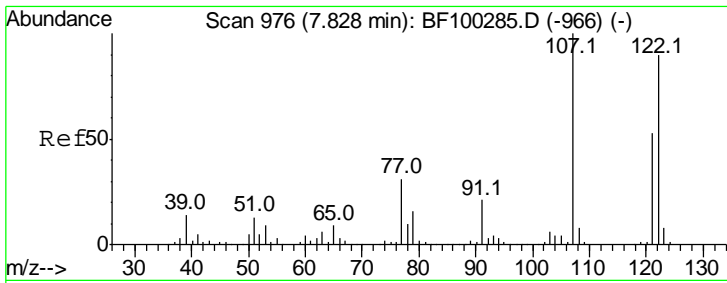


#26  
 2-Nitrophenol  
 Concen: 47.858 ng  
 RT: 7.80 min Scan# 971  
 Delta R.T. 0.00 min  
 Lab File: BF100332.D  
 Acq: 9 Nov 2017 10:39

Tgt Ion	Resp	Lower	Upper
139	100		
109	26.7	22.7	34.1
65	51.8	40.5	60.7





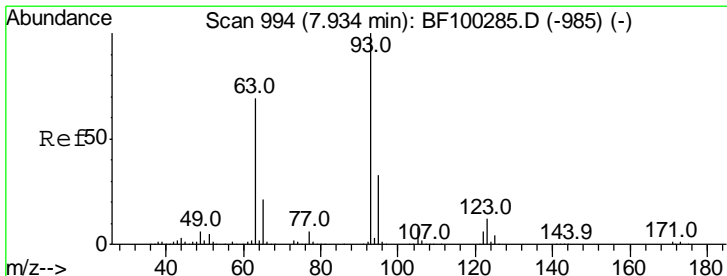
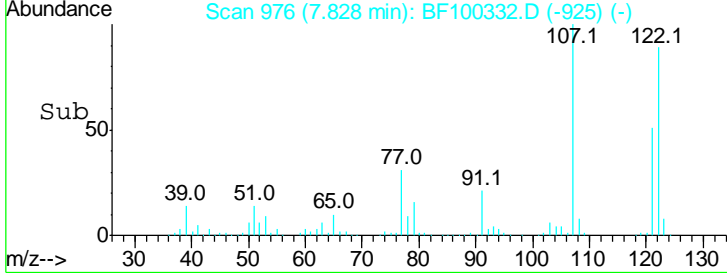
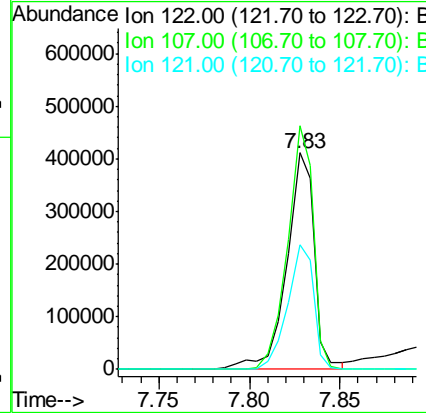
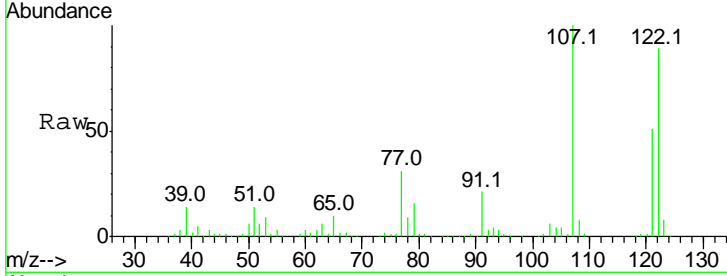


#27  
 2,4-Dimethylphenol  
 Concen: 41.805 ng  
 RT: 7.83 min Scan# 976  
 Delta R.T. 0.00 min  
 Lab File: BF100332.D  
 Acq: 9 Nov 2017 10:39

Instrument :  
 BNA\_F  
 ClientSampled :

Tot Ion:122 Resp: 435899

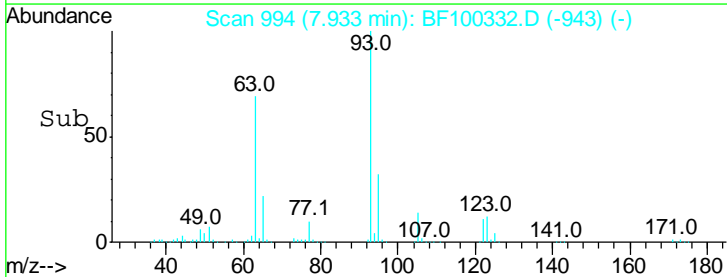
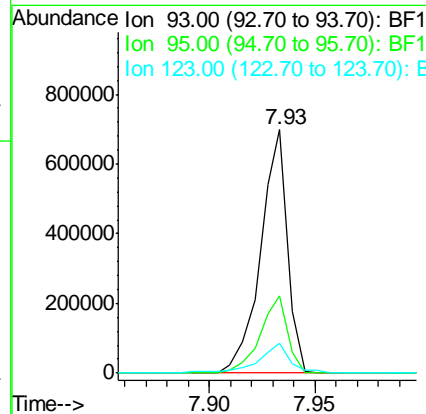
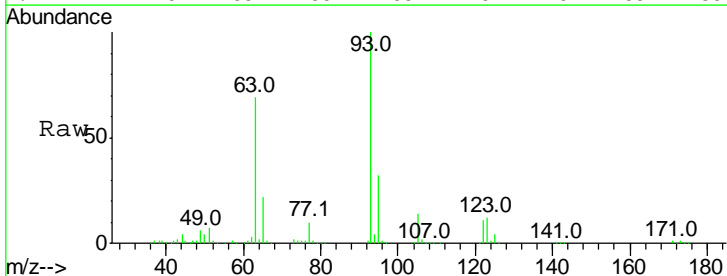
Ion	Ratio	Lower	Upper
122	100		
107	112.5	91.2	136.8
121	57.4	47.2	70.8

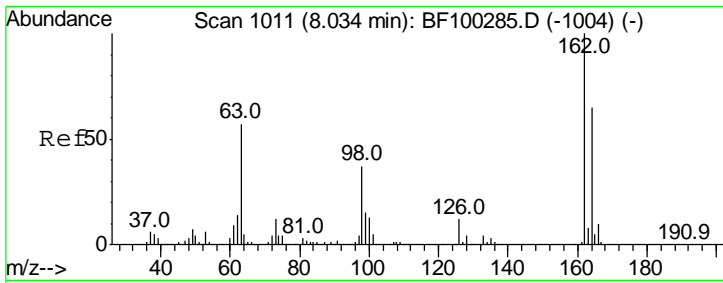


#28  
 bis(2-Chloroethoxy)methane  
 Concen: 40.602 ng  
 RT: 7.93 min Scan# 994  
 Delta R.T. 0.00 min  
 Lab File: BF100332.D  
 Acq: 9 Nov 2017 10:39

Tgt Ion: 93 Resp: 617746

Ion	Ratio	Lower	Upper
93	100		
95	32.0	26.3	39.5
123	12.1	9.8	14.6

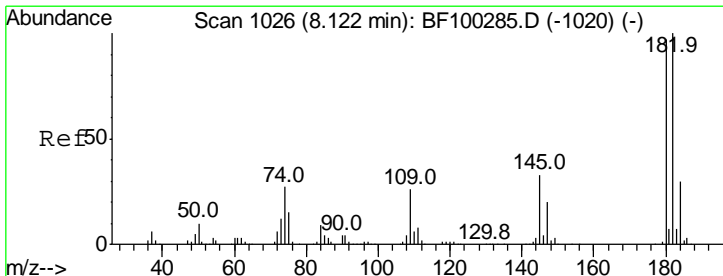
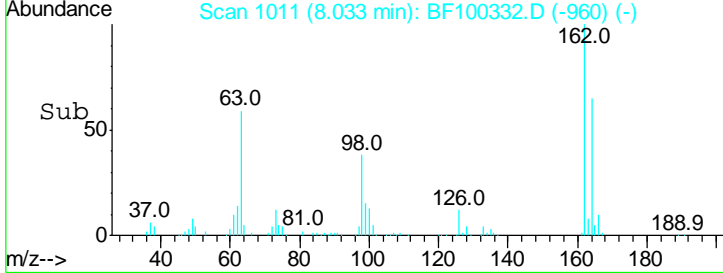
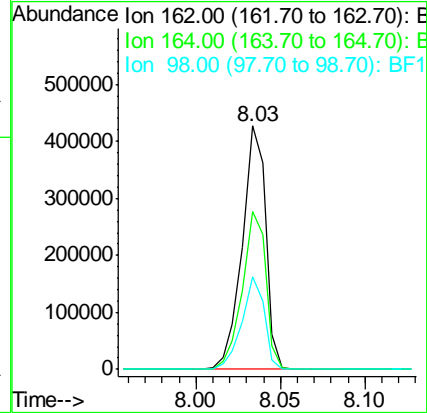
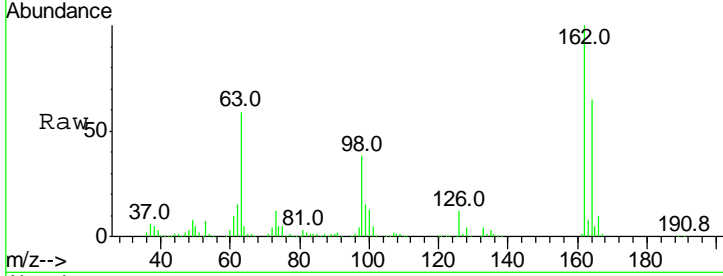




#29  
 2,4-Dichlorophenol  
 Concen: 41.642 ng  
 RT: 8.03 min Scan# 1011  
 Delta R.T. 0.00 min  
 Lab File: BF100332.D  
 Acq: 9 Nov 2017 10:39

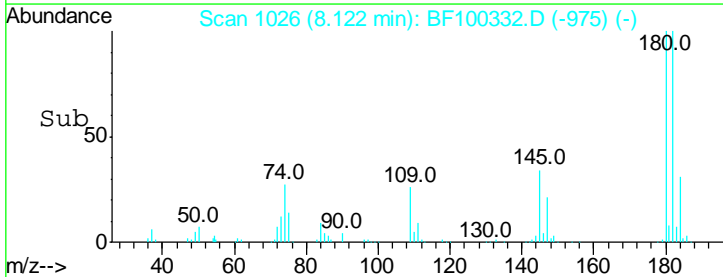
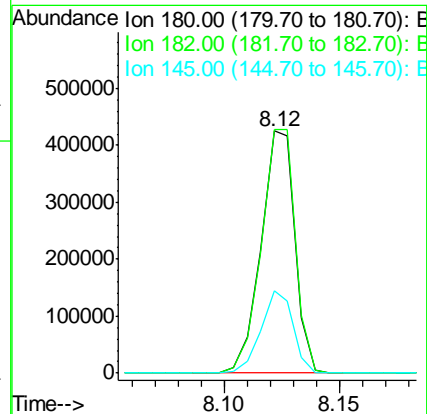
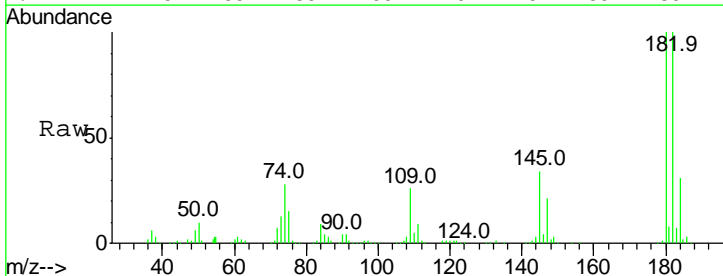
Instrument :  
 BNA\_F  
 ClientSampled :

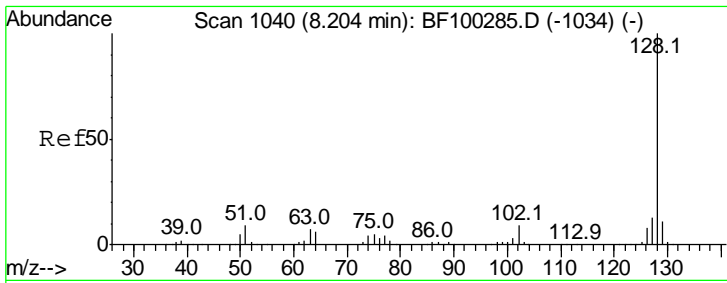
Tgt Ion	Resp	Lower	Upper
162	100		
164	64.7	42.7	82.7
98	38.2	18.1	58.1



#30  
 1,2,4-Trichlorobenzene  
 Concen: 40.294 ng  
 RT: 8.12 min Scan# 1026  
 Delta R.T. 0.00 min  
 Lab File: BF100332.D  
 Acq: 9 Nov 2017 10:39

Tgt Ion	Resp	Lower	Upper
180	100		
182	100.5	76.8	115.2
145	33.8	26.5	39.7



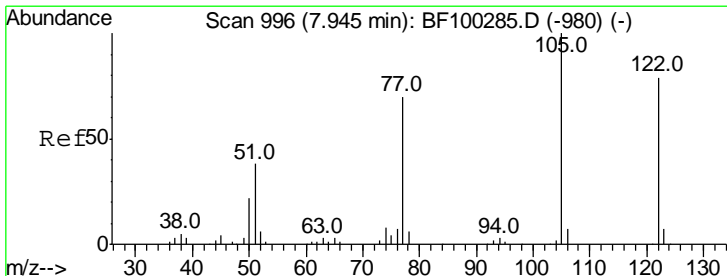
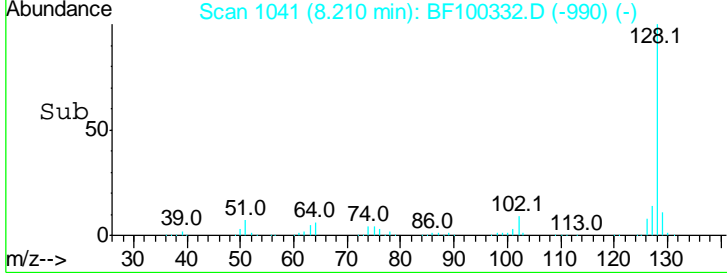
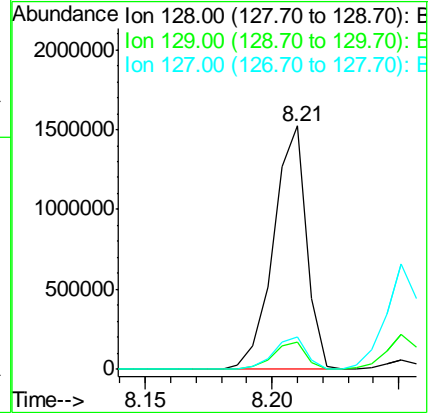
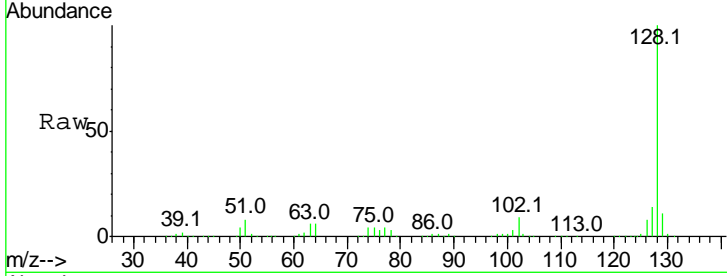


#31  
 Naphthalene  
 Concen: 39.458 ng  
 RT: 8.21 min Scan# 1041  
 Delta R.T. 0.00 min  
 Lab File: BF100332.D  
 Acq: 9 Nov 2017 10:39

Instrument :  
 BNA\_F  
 ClientSampled :

Tgt Ion:128 Resp: 1390748

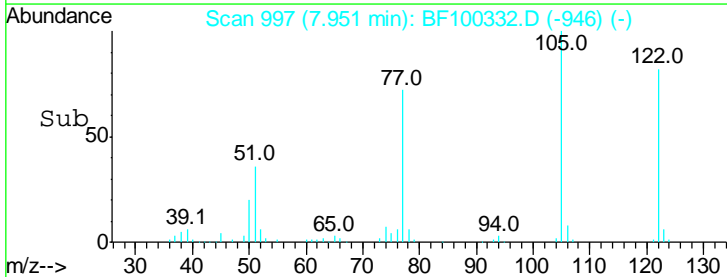
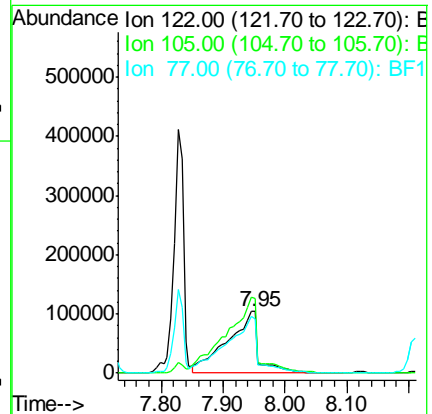
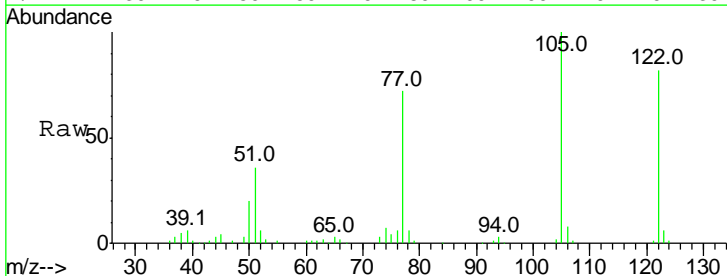
Ion	Ratio	Lower	Upper
128	100		
129	11.3	8.8	13.2
127	13.6	10.9	16.3

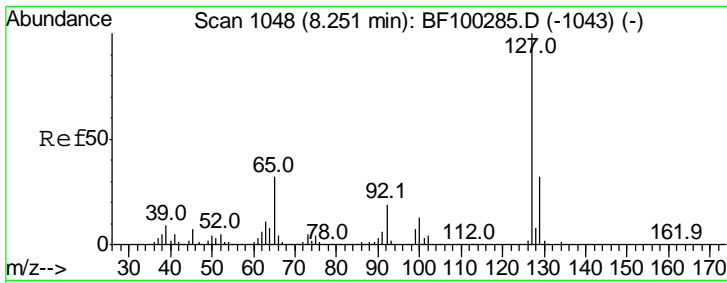


#32  
 Benzoic acid  
 Concen: 46.284 ng  
 RT: 7.95 min Scan# 997  
 Delta R.T. 0.00 min  
 Lab File: BF100332.D  
 Acq: 9 Nov 2017 10:39

Tgt Ion:122 Resp: 366230

Ion	Ratio	Lower	Upper
122	100		
105	121.9	101.1	141.1
77	87.8	70.7	110.7

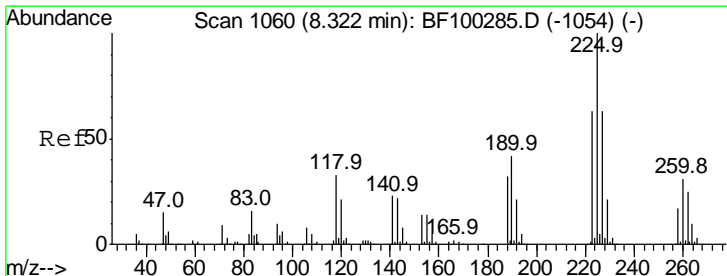
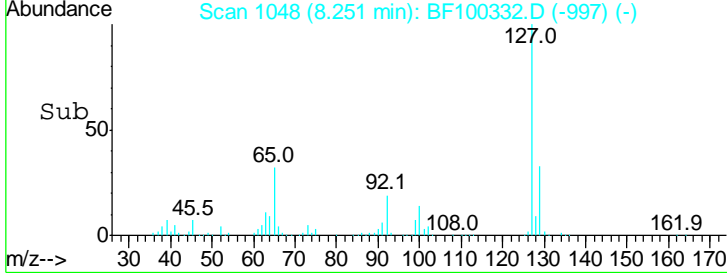
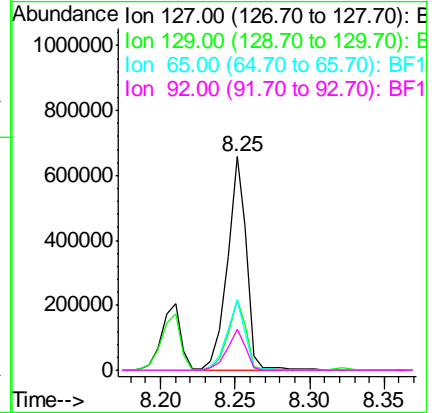
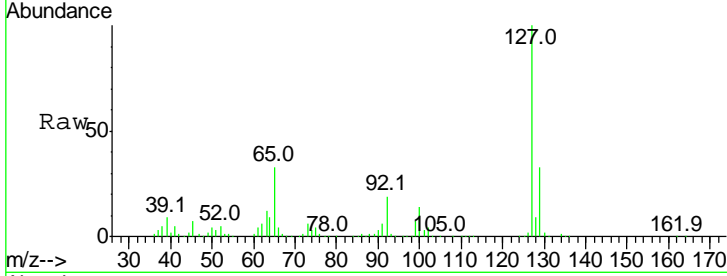




#33  
 4-Chloroaniline  
 Concen: 40.370 ng  
 RT: 8.25 min Scan# 1048  
 Delta R.T. 0.00 min  
 Lab File: BF100332.D  
 Acq: 9 Nov 2017 10:39

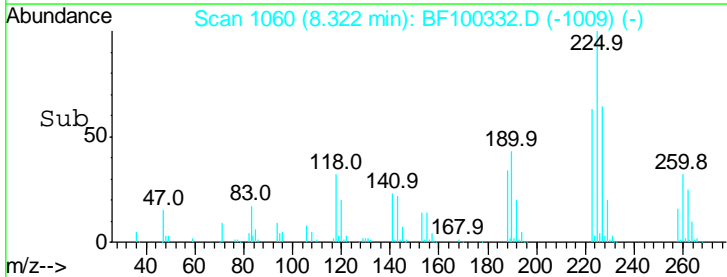
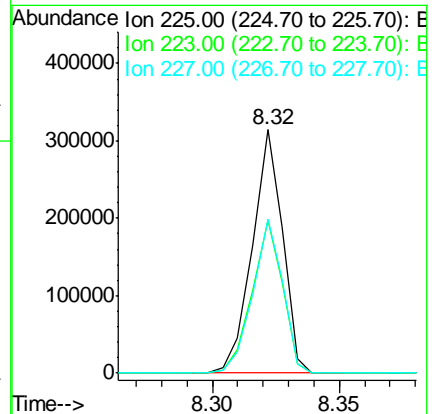
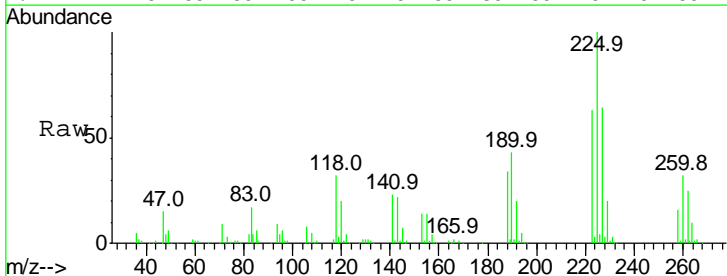
Instrument :  
 BNA\_F  
 ClientSampled :

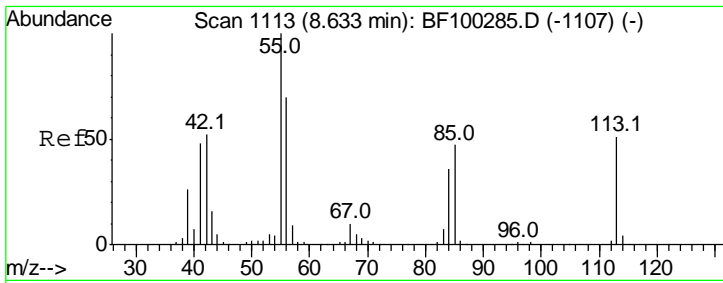
Tgt Ion	Resp	Lower	Upper
127	592277		
129	32.8	25.9	38.9
65	32.7	25.0	37.4
92	19.3	15.2	22.8



#34  
 Hexachlorobutadiene  
 Concen: 40.784 ng  
 RT: 8.32 min Scan# 1060  
 Delta R.T. 0.00 min  
 Lab File: BF100332.D  
 Acq: 9 Nov 2017 10:39

Tgt Ion	Resp	Lower	Upper
225	261092		
223	63.0	50.6	76.0
227	63.5	51.9	77.9

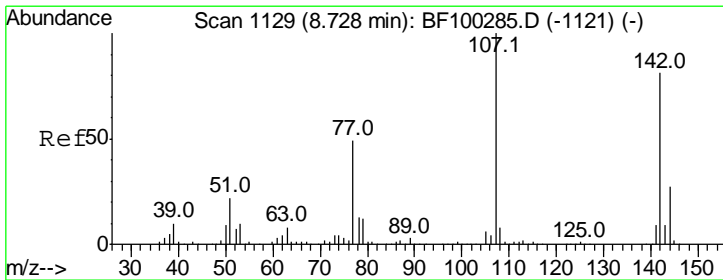
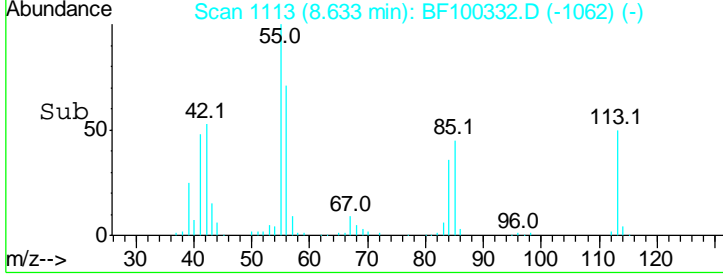
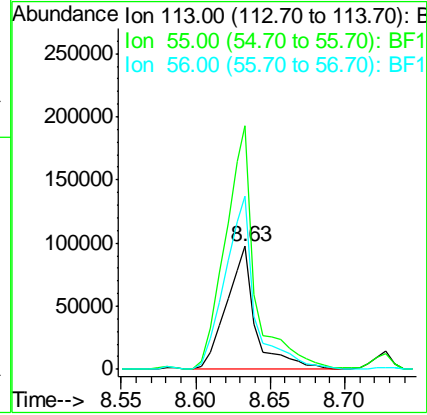
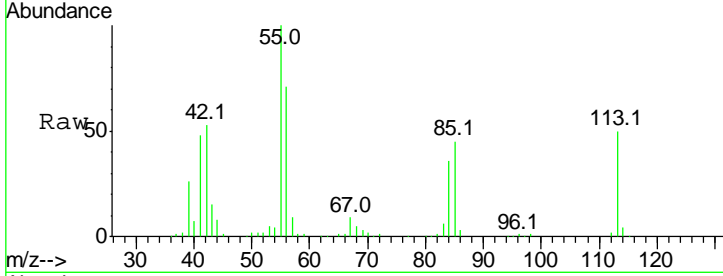




#35  
 Caprolactam  
 Concen: 39.087 ng  
 RT: 8.63 min Scan# 1113  
 Delta R.T. 0.00 min  
 Lab File: BF100332.D  
 Acq: 9 Nov 2017 10:39

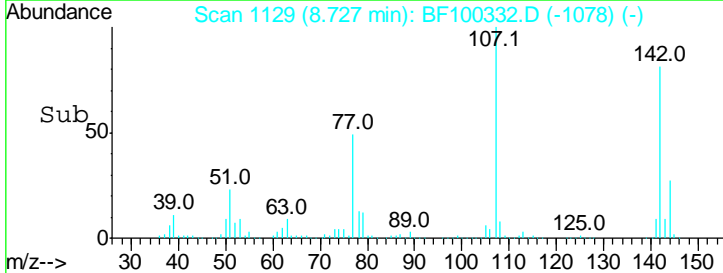
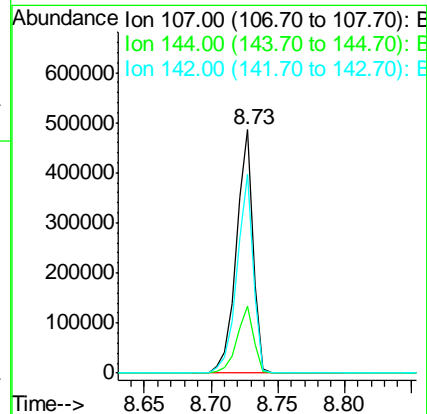
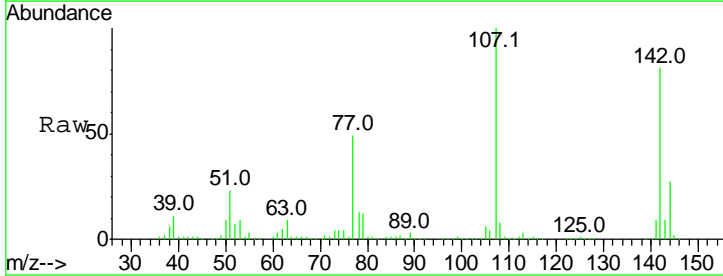
Instrument :  
 BNA\_F  
 ClientSampleId :

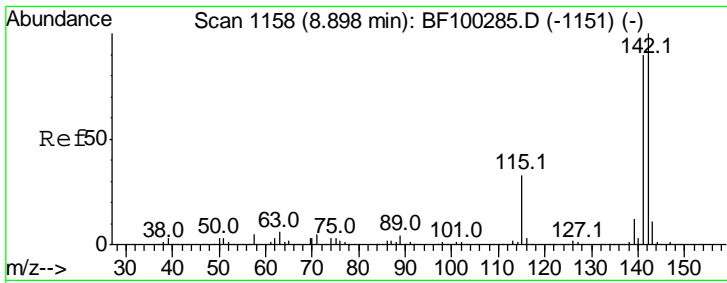
Tgt Ion	Resp	Lower	Upper
113	100		
55	198.3	163.3	203.3
56	140.9	115.7	155.7



#36  
 4-Chloro-3-methylphenol  
 Concen: 40.352 ng  
 RT: 8.73 min Scan# 1129  
 Delta R.T. 0.00 min  
 Lab File: BF100332.D  
 Acq: 9 Nov 2017 10:39

Tgt Ion	Resp	Lower	Upper
107	100		
144	27.4	20.5	30.7
142	81.4	62.0	93.0

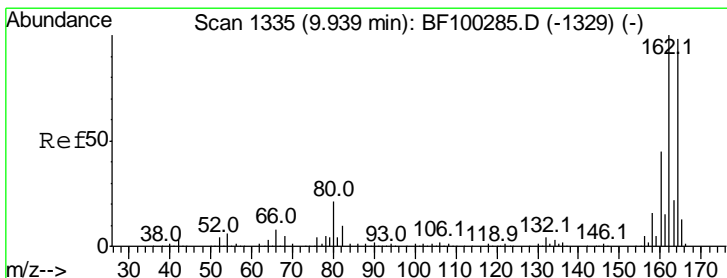
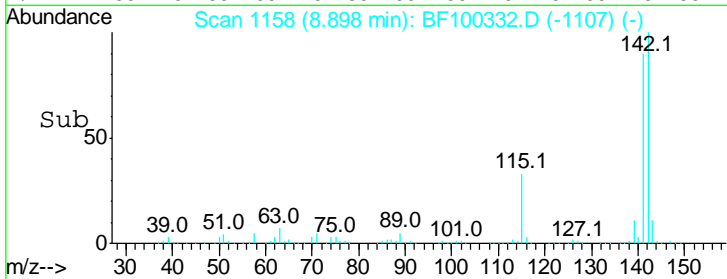
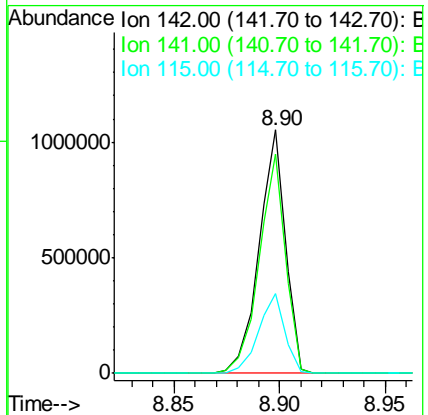





#37  
 2-Methylnaphthalene  
 Concen: 39.247 ng  
 RT: 8.90 min Scan# 1158  
 Delta R.T. 0.00 min  
 Lab File: BF100332.D  
 Acq: 9 Nov 2017 10:39

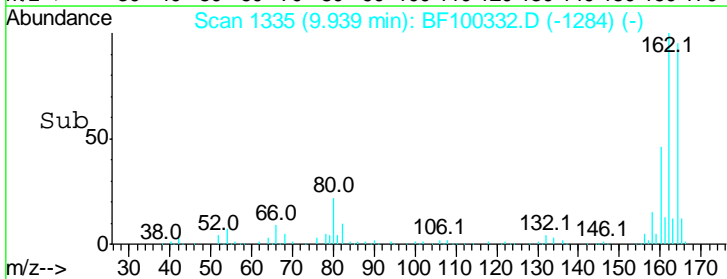
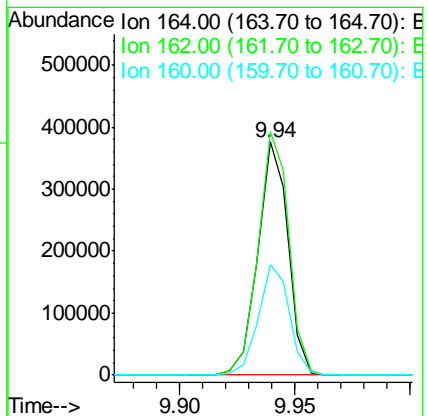
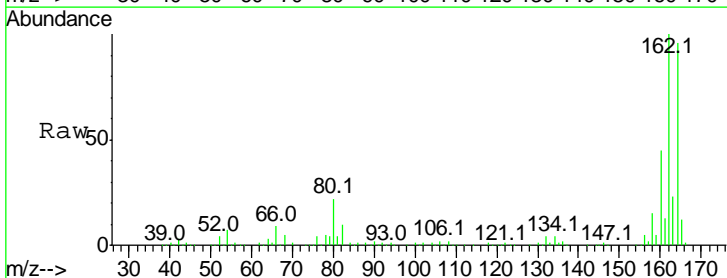
Instrument :  
 BNA\_F  
 ClientSampleId :

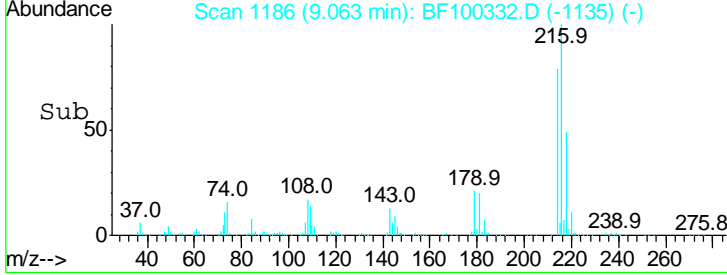
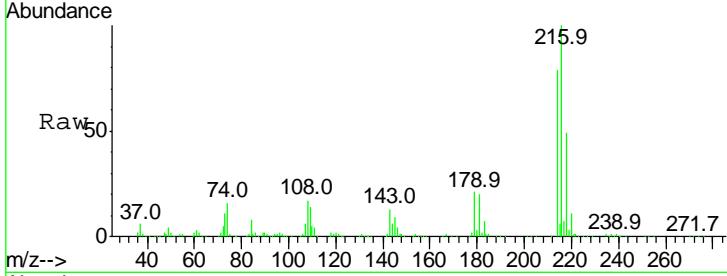
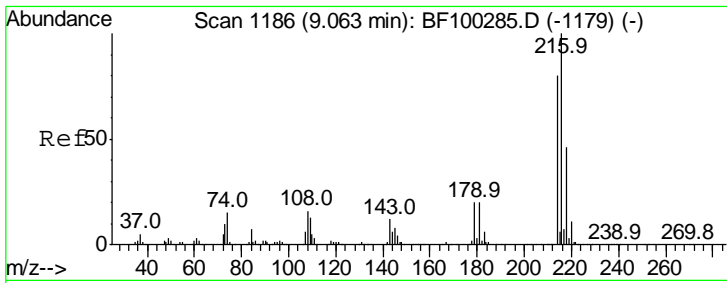
Tgt Ion	Resp	Lower	Upper
142	100		
141	89.8	70.8	106.2
115	33.0	26.1	39.1



#38  
 Acenaphthene-d10  
 Concen: 20.000 ng  
 RT: 9.94 min Scan# 1335  
 Delta R.T. 0.00 min  
 Lab File: BF100332.D  
 Acq: 9 Nov 2017 10:39

Tgt Ion	Resp	Lower	Upper
164	100		
162	104.4	86.1	129.1
160	47.5	38.3	57.5

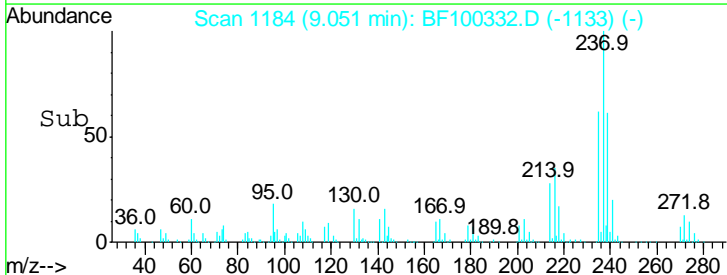
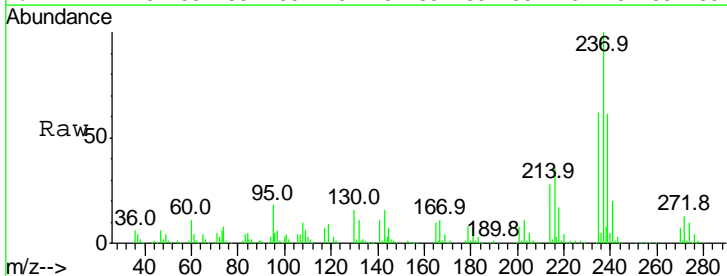
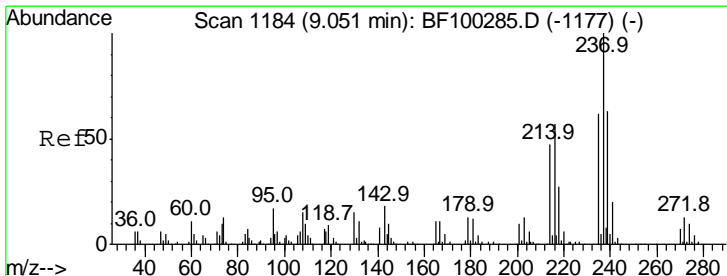
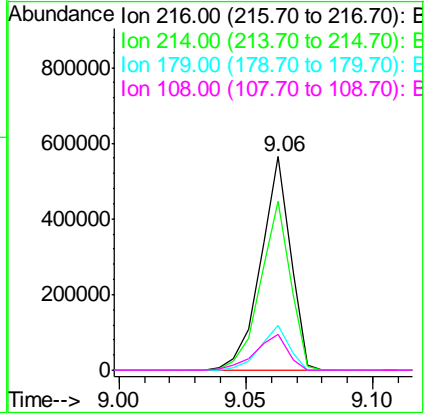




#39  
 1,2,4,5-Tetrachlorobenzene  
 Concen: 41.064 ng  
 RT: 9.06 min Scan# 1186  
 Delta R.T. 0.00 min  
 Lab File: BF100332.D  
 Acq: 9 Nov 2017 10:39

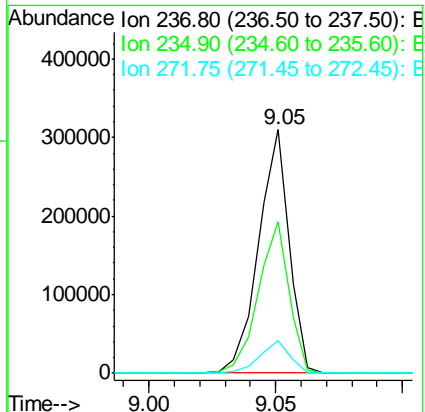
Instrument :  
 BNA\_F  
 ClientSampled :

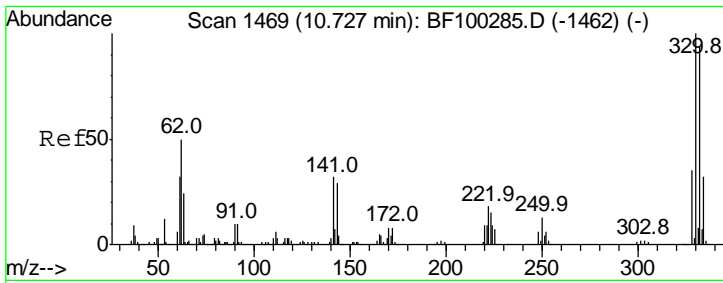
Tgt Ion	Resp	Lower	Upper
216	100		
214	79.1	63.0	94.4
179	20.7	18.1	27.1
108	18.7	17.2	25.8



#40  
 Hexachlorocyclopentadiene  
 Concen: 48.797 ng  
 RT: 9.05 min Scan# 1184  
 Delta R.T. 0.00 min  
 Lab File: BF100332.D  
 Acq: 9 Nov 2017 10:39

Tgt Ion	Resp	Lower	Upper
237	100		
235	62.0	44.8	84.8
272	13.1	0.0	33.3

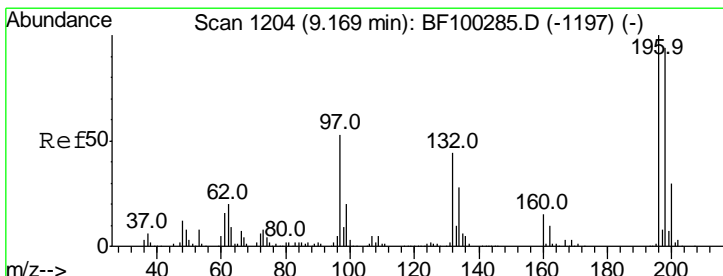
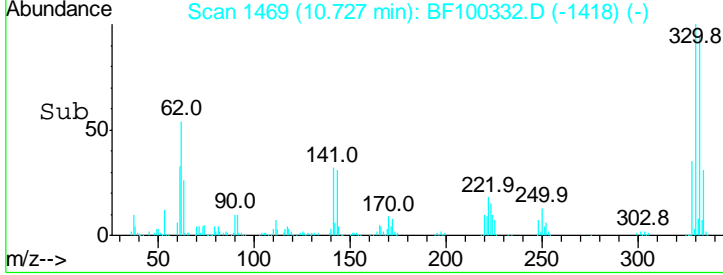
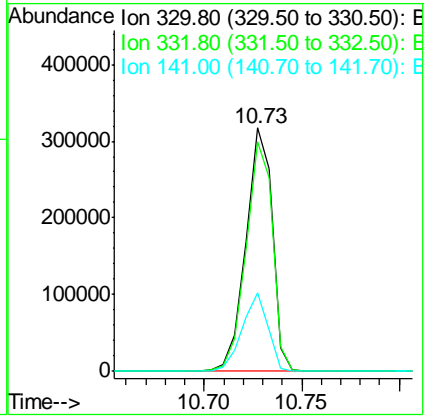
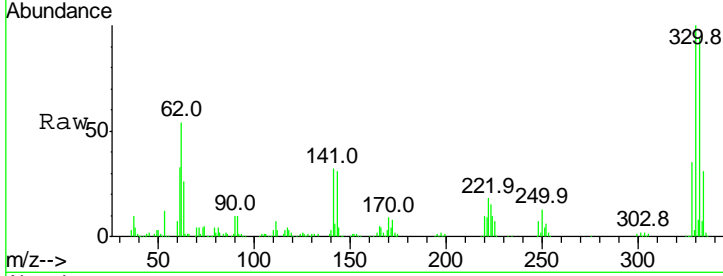




#41  
 2,4,6-Tribromophenol  
 Concen: 85.370 ng  
 RT: 10.73 min Scan# 1469  
 Delta R.T. 0.00 min  
 Lab File: BF100332.D  
 Acq: 9 Nov 2017 10:39

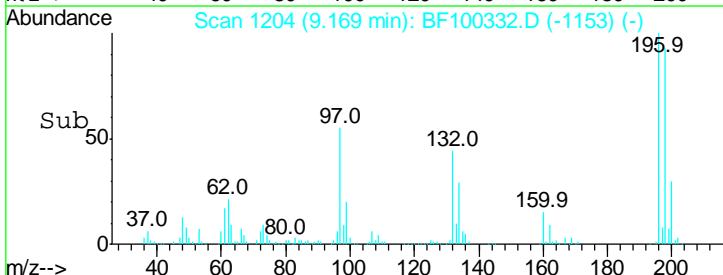
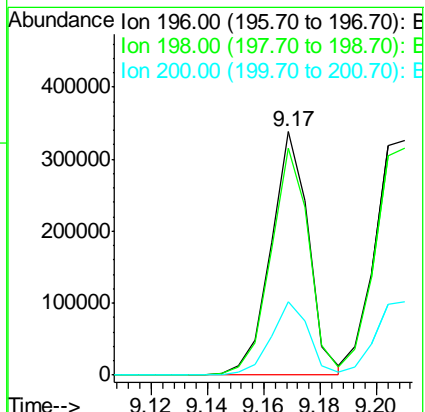
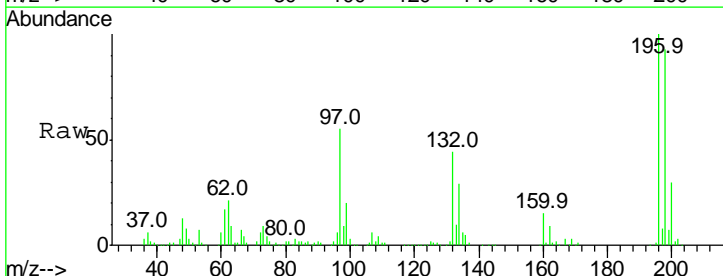
Instrument :  
 BNA\_F  
 ClientSampled :

Tgt Ion	Resp	Lower	Upper
330	100		
332	95.2	77.0	115.6
141	31.6	29.9	44.9

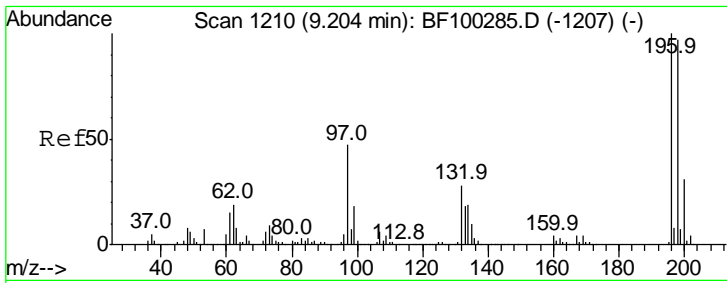


#42  
 2,4,6-Trichlorophenol  
 Concen: 43.262 ng  
 RT: 9.17 min Scan# 1204  
 Delta R.T. 0.00 min  
 Lab File: BF100332.D  
 Acq: 9 Nov 2017 10:39

Tgt Ion	Resp	Lower	Upper
196	100		
198	93.1	75.7	113.5
200	30.0	24.5	36.7



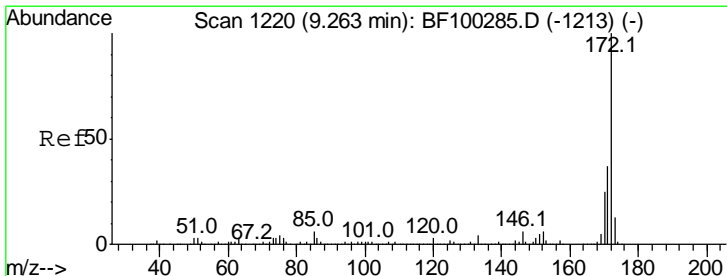
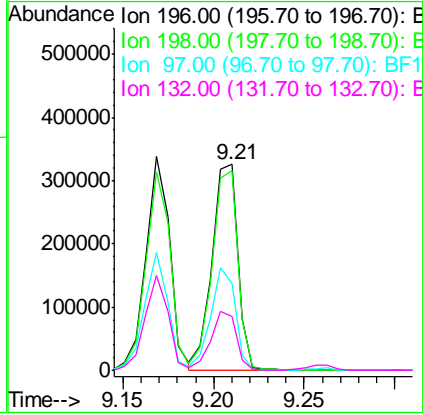
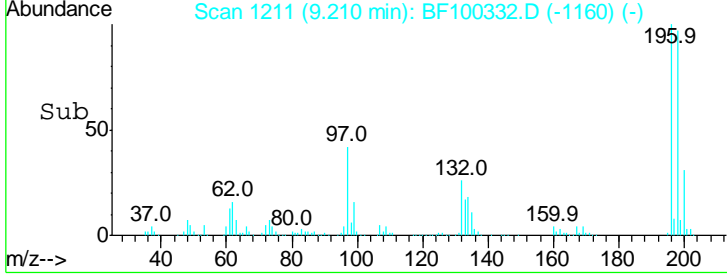
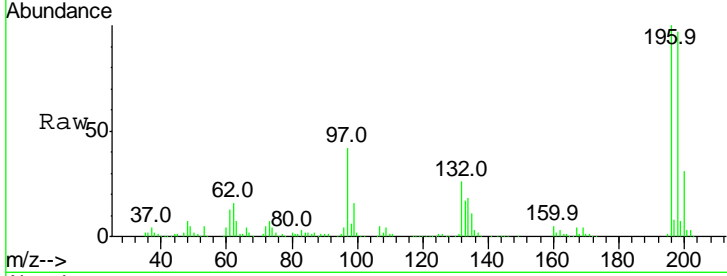




#43  
 2,4,5-Trichlorophenol  
 Concen: 43.469 ng  
 RT: 9.21 min Scan# 1211  
 Delta R.T. 0.00 min  
 Lab File: BF100332.D  
 Acq: 9 Nov 2017 10:39

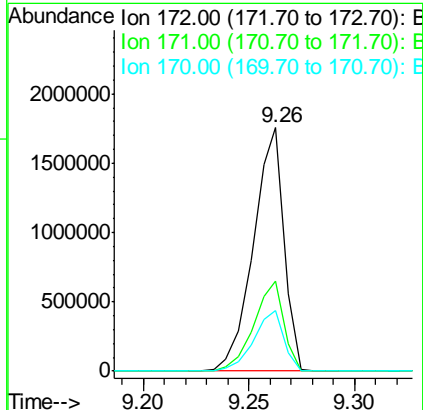
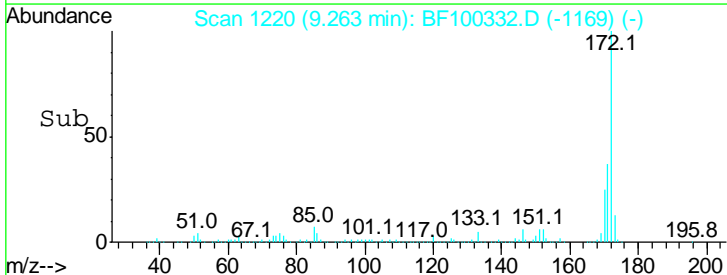
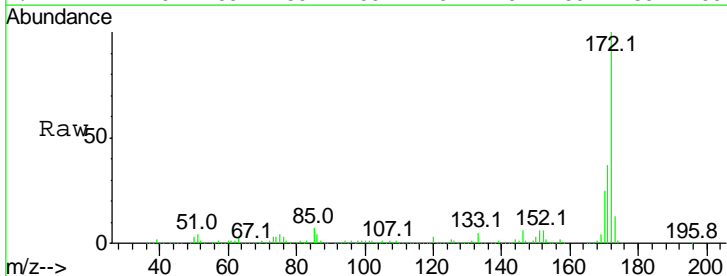
Instrument :  
 BNA\_F  
 ClientSampled :

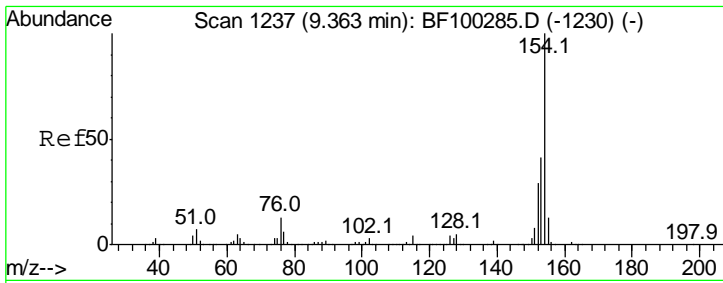
Tgt Ion	Resp	Lower	Upper
196	100		
198	96.6	74.6	112.0
97	42.1	42.9	64.3#
132	26.1	26.3	39.5#



#44  
 2-Fluorobiphenyl  
 Concen: 78.458 ng  
 RT: 9.26 min Scan# 1220  
 Delta R.T. 0.00 min  
 Lab File: BF100332.D  
 Acq: 9 Nov 2017 10:39

Tgt Ion	Resp	Lower	Upper
172	100		
171	36.9	29.7	44.5
170	24.8	19.6	29.4

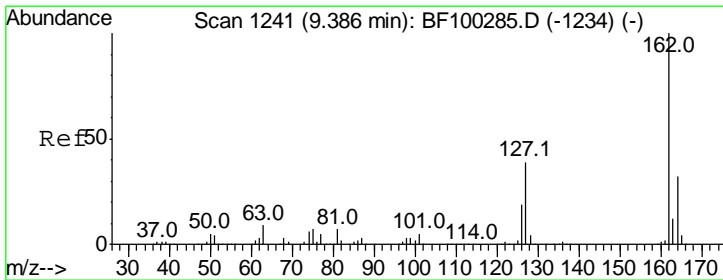
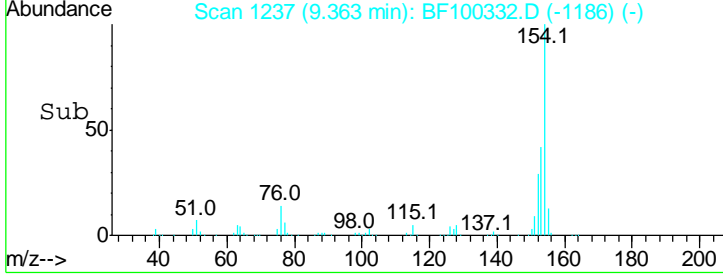
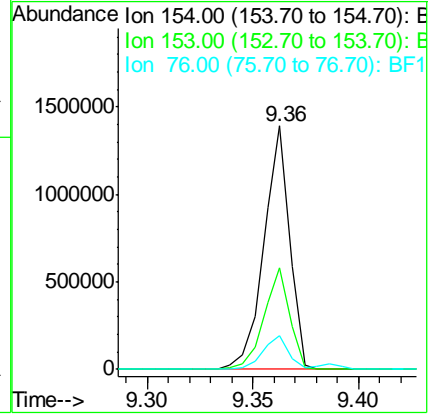
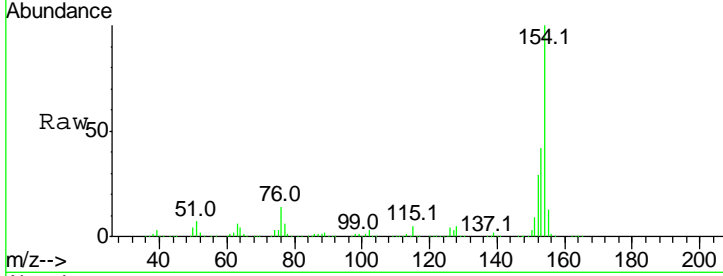




#45  
 1,1'-Biphenyl  
 Concen: 39.968 ng  
 RT: 9.36 min Scan# 1237  
 Delta R.T. 0.00 min  
 Lab File: BF100332.D  
 Acq: 9 Nov 2017 10:39

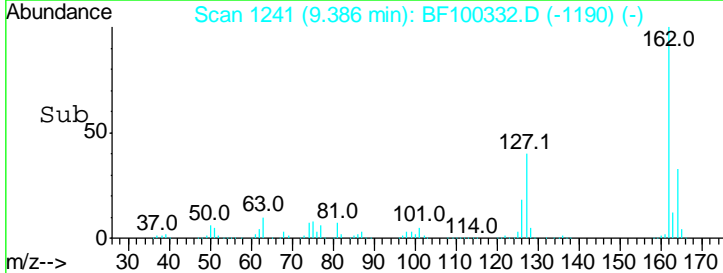
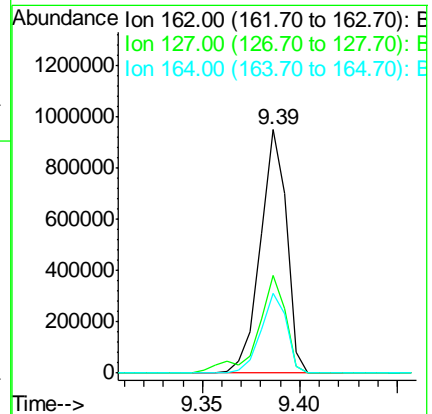

Instrument :  
 BNA\_F  
 ClientSampled :

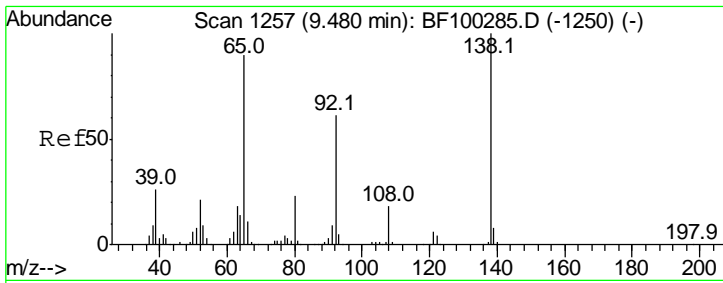
Tgt Ion	Resp	Lower	Upper
154	1181180		
153	41.5	21.3	61.3
76	13.6	0.0	34.0



#46  
 2-Chloronaphthalene  
 Concen: 41.013 ng  
 RT: 9.39 min Scan# 1241  
 Delta R.T. 0.00 min  
 Lab File: BF100332.D  
 Acq: 9 Nov 2017 10:39

Tgt Ion	Resp	Lower	Upper
162	879317		
127	40.3	33.9	50.9
164	32.6	26.5	39.7

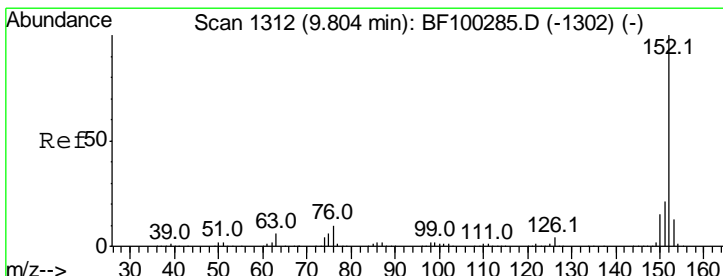
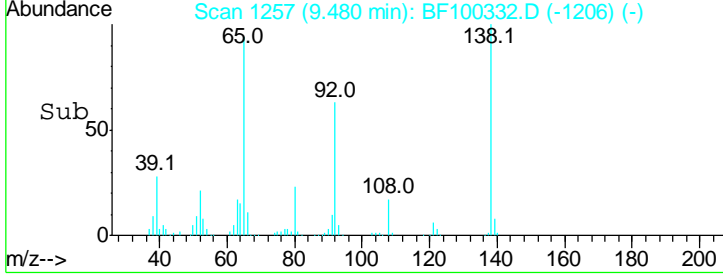
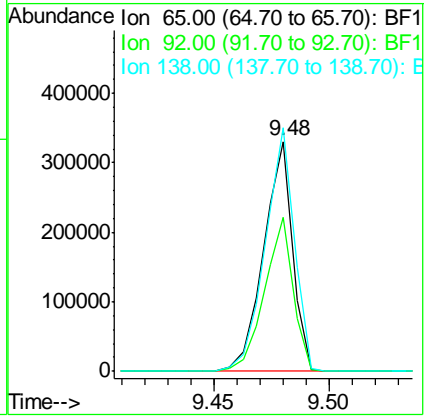
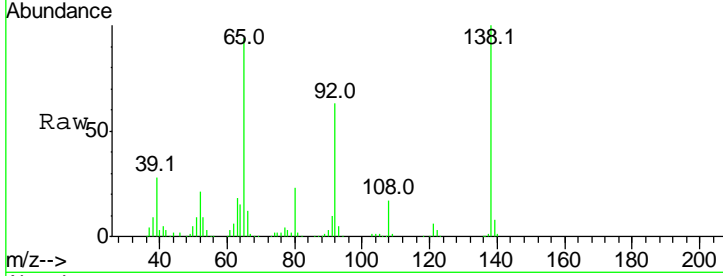




#47  
 2-Nitroaniline  
 Concen: 45.679 ng  
 RT: 9.48 min Scan# 1257  
 Delta R.T. 0.00 min  
 Lab File: BF100332.D  
 Acq: 9 Nov 2017 10:39

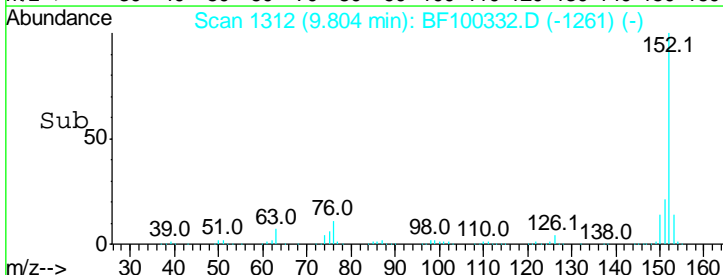
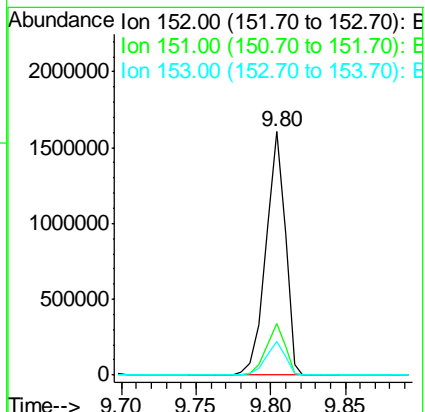
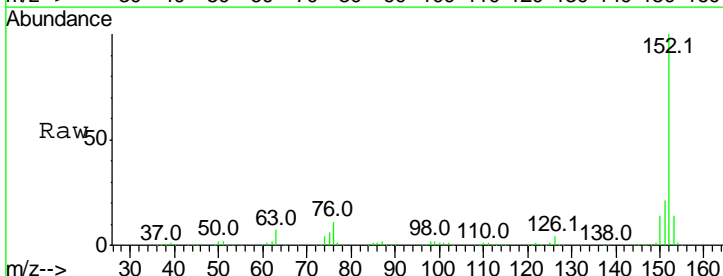
Instrument :  
 BNA\_F  
 ClientSampled :

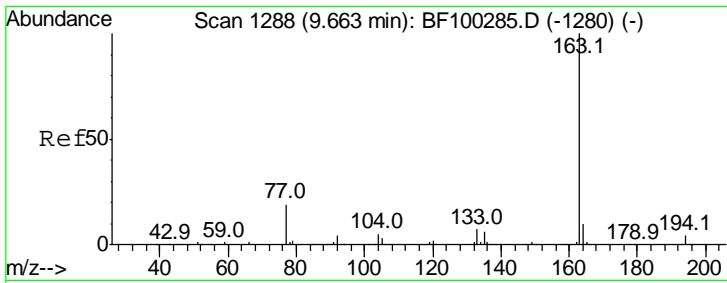
Tgt Ion	Resp	Lower	Upper
65	100		
92	67.1	55.8	83.6
138	106.0	91.2	136.8



#48  
 Acenaphthylene  
 Concen: 40.138 ng  
 RT: 9.80 min Scan# 1312  
 Delta R.T. 0.00 min  
 Lab File: BF100332.D  
 Acq: 9 Nov 2017 10:39

Tgt Ion	Resp	Lower	Upper
152	100		
151	21.2	16.3	24.5
153	13.7	10.7	16.1



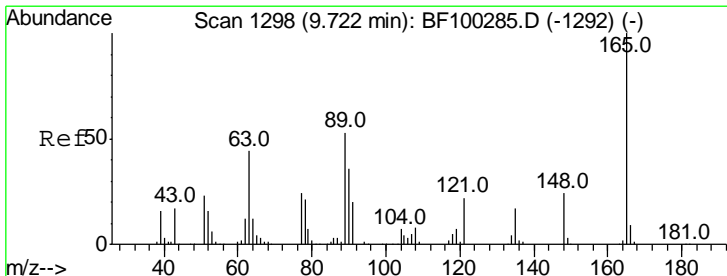
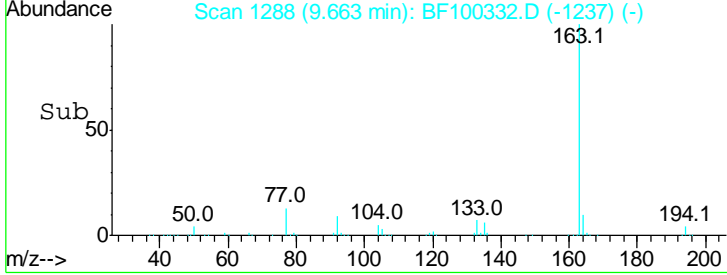
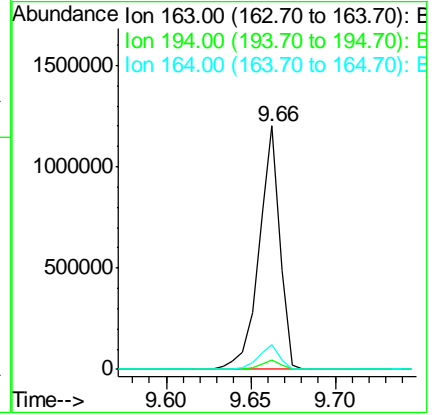
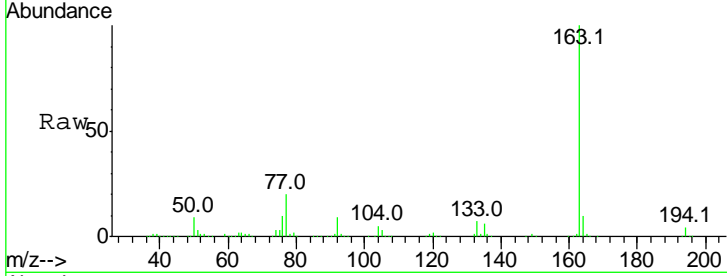


#49  
 Dimethylphthalate  
 Concen: 39.629 ng  
 RT: 9.66 min Scan# 1288  
 Delta R.T. 0.00 min  
 Lab File: BF100332.D  
 Acq: 9 Nov 2017 10:39

Instrument :  
 BNA\_F  
 ClientSampled :

Tgt Ion:163 Resp: 1033886

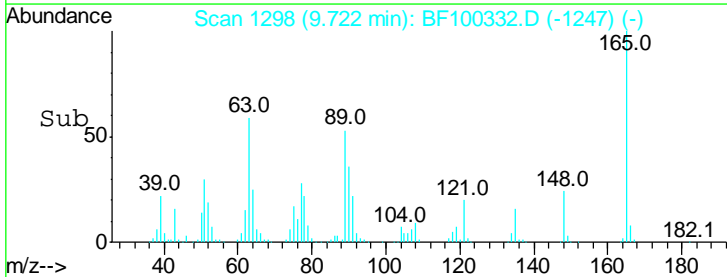
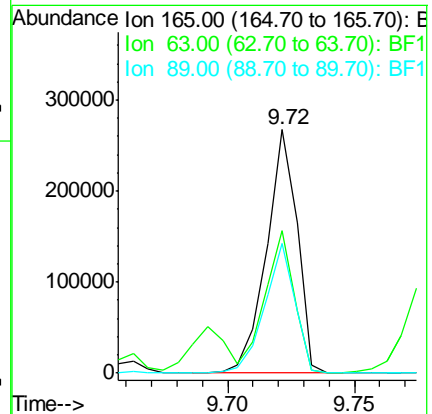
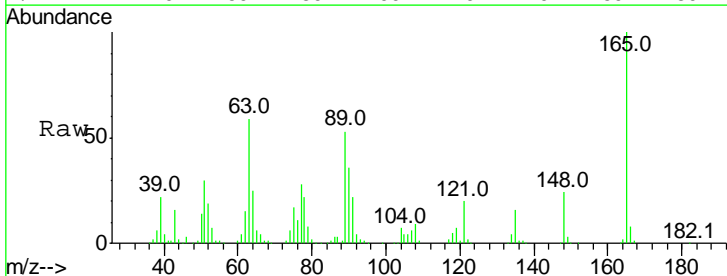
Ion	Ratio	Lower	Upper
163	100		
194	3.8	2.7	4.1
164	10.0	8.2	12.2

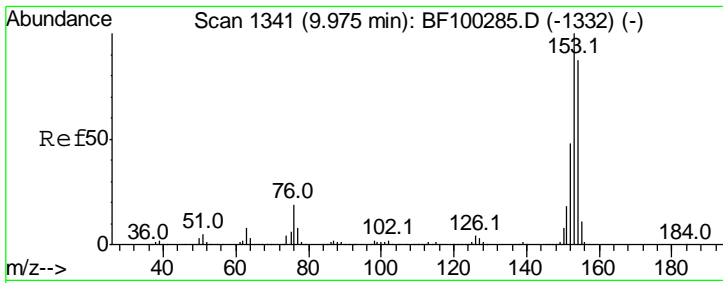


#50  
 2,6-Dinitrotoluene  
 Concen: 44.068 ng  
 RT: 9.72 min Scan# 1298  
 Delta R.T. 0.00 min  
 Lab File: BF100332.D  
 Acq: 9 Nov 2017 10:39

Tgt Ion:165 Resp: 227574

Ion	Ratio	Lower	Upper
165	100		
63	58.7	44.7	67.1
89	53.1	44.0	66.0

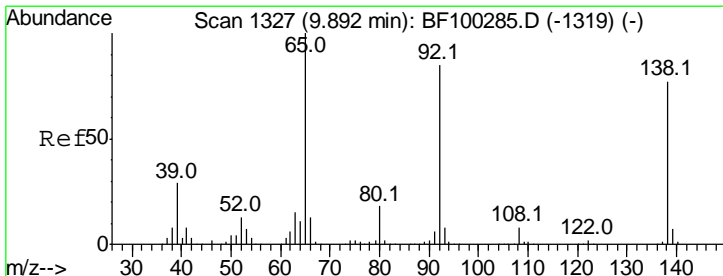
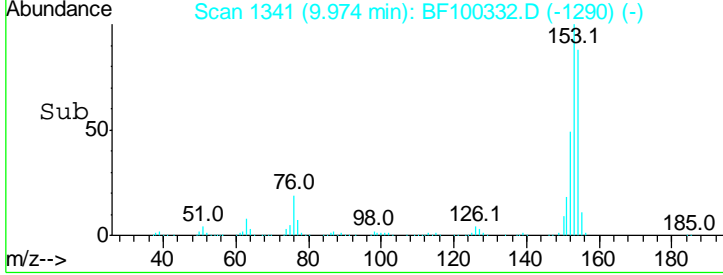
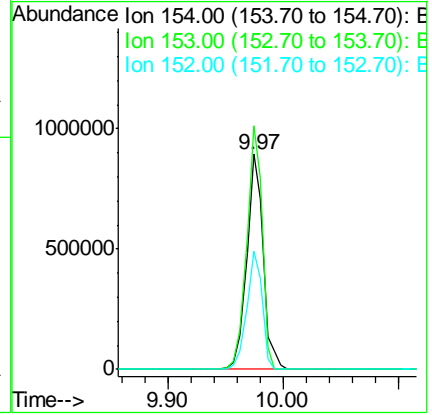
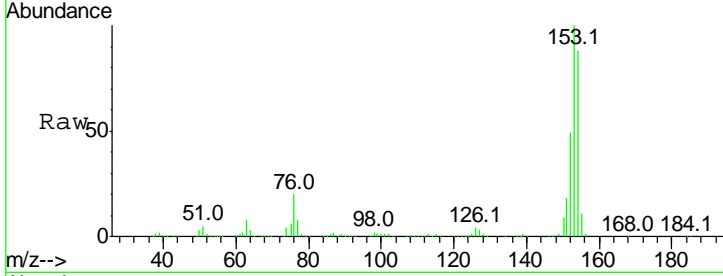




#51  
 Acenaphthene  
 Concen: 40.881 ng  
 RT: 9.97 min Scan# 1341  
 Delta R.T. 0.00 min  
 Lab File: BF100332.D  
 Acq: 9 Nov 2017 10:39

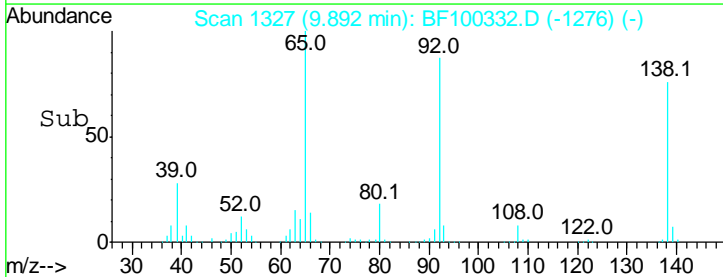
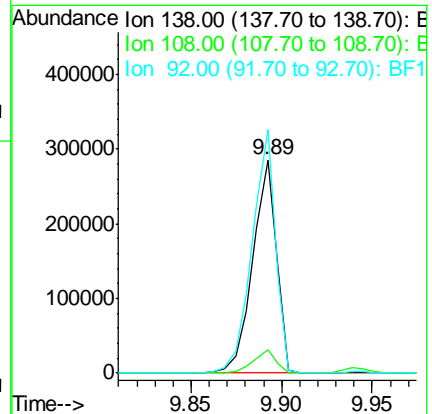
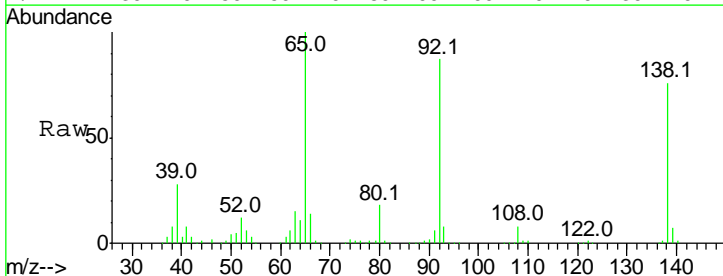
Instrument :  
 BNA\_F  
 ClientSampled :

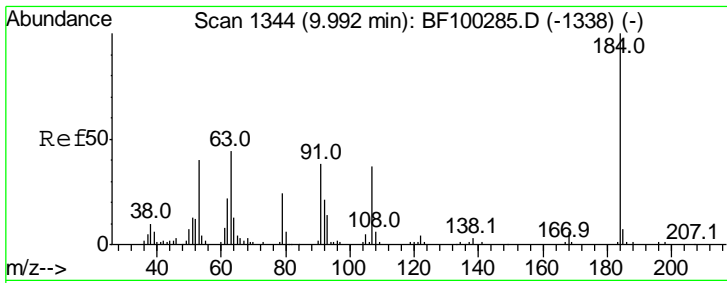
Tgt Ion	Resp	Lower	Upper
154	100		
153	113.3	91.2	136.8
152	55.2	43.8	65.8



#52  
 3-Nitroaniline  
 Concen: 42.687 ng  
 RT: 9.89 min Scan# 1327  
 Delta R.T. 0.00 min  
 Lab File: BF100332.D  
 Acq: 9 Nov 2017 10:39

Tgt Ion	Resp	Lower	Upper
138	100		
108	10.8	9.4	14.0
92	114.2	89.4	134.2

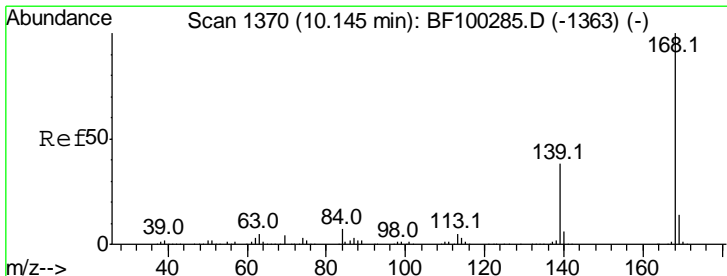
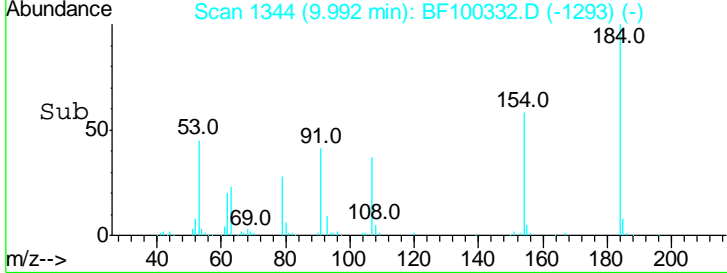
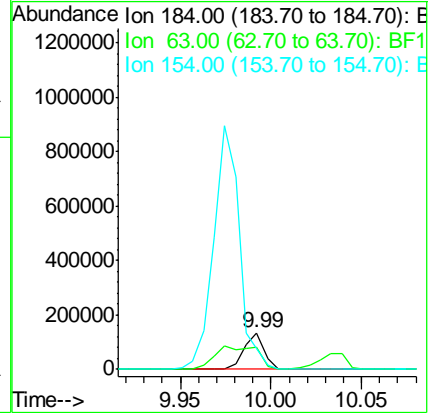
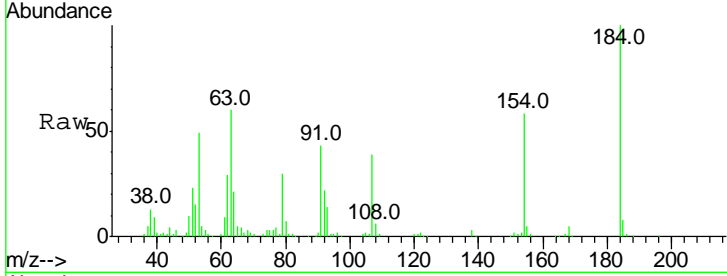




#53  
 2,4-Dinitrophenol  
 Concen: 54.695 ng  
 RT: 9.99 min Scan# 1344  
 Delta R.T. 0.00 min  
 Lab File: BF100332.D  
 Acq: 9 Nov 2017 10:39

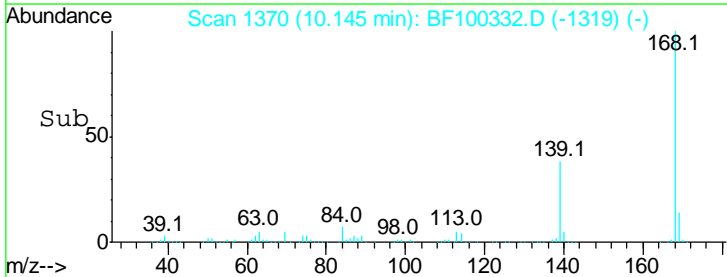
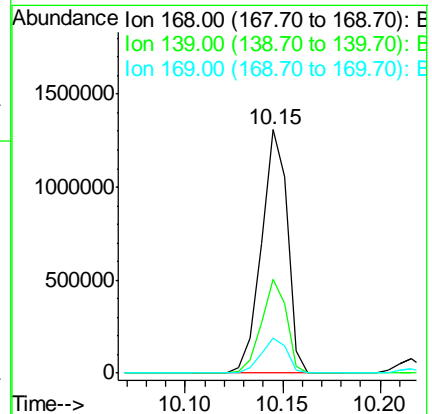
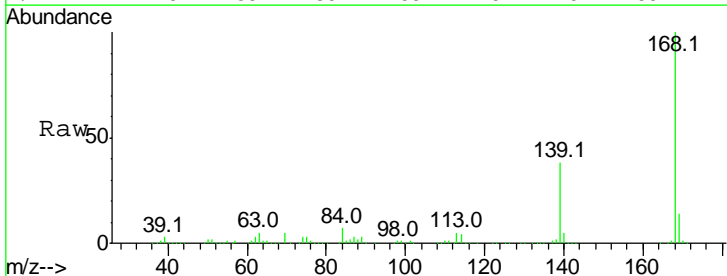
Instrument :  
 BNA\_F  
 ClientSampled :

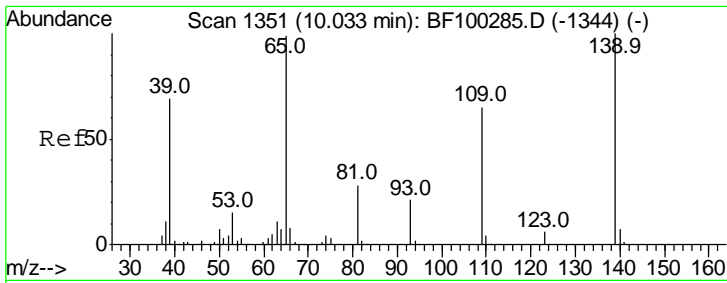
Tgt Ion	Resp	Lower	Upper
184	100		
63	60.1	54.2	81.2
154	57.7	184.0	276.0#



#54  
 Dibenzofuran  
 Concen: 39.716 ng  
 RT: 10.15 min Scan# 1370  
 Delta R.T. 0.00 min  
 Lab File: BF100332.D  
 Acq: 9 Nov 2017 10:39

Tgt Ion	Resp	Lower	Upper
168	100		
139	38.4	30.1	45.1
169	14.4	10.9	16.3

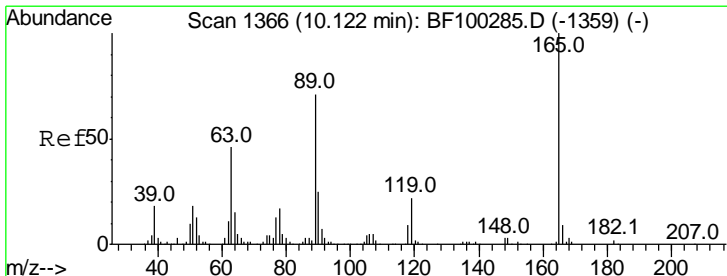
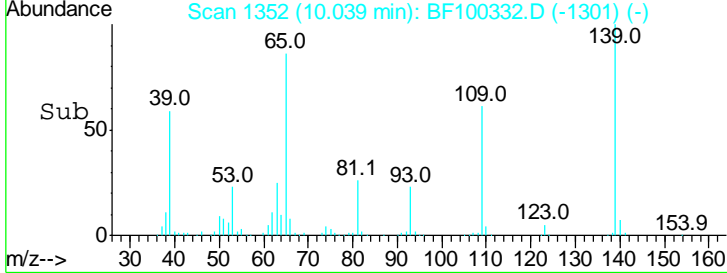
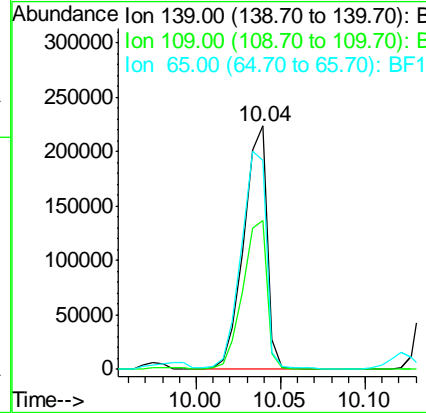
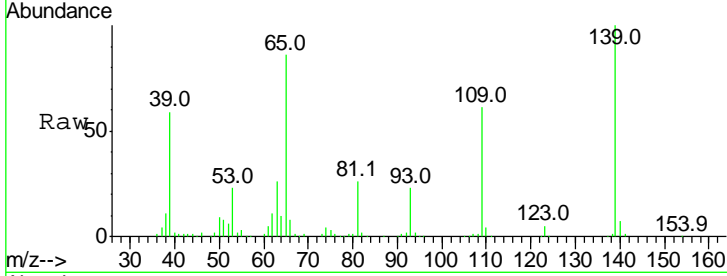




#55  
 4-Nitrophenol  
 Concen: 43.691 ng  
 RT: 10.04 min Scan# 1352  
 Delta R.T. 0.00 min  
 Lab File: BF100332.D  
 Acq: 9 Nov 2017 10:39

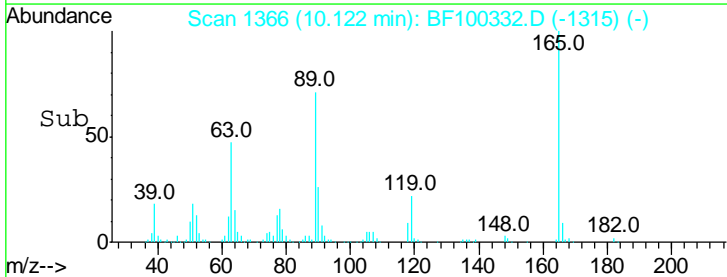
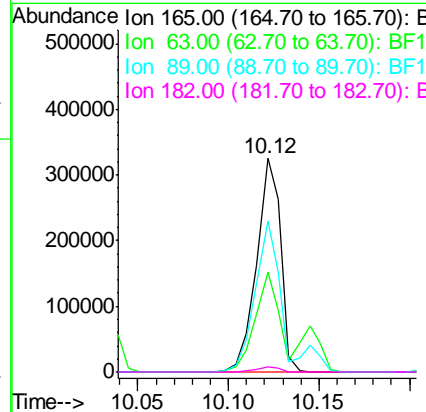
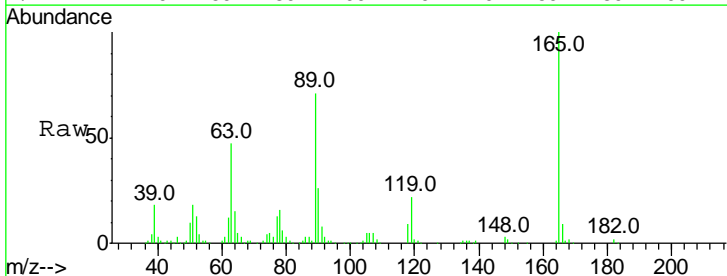
Instrument :  
 BNA\_F  
 ClientSampled :

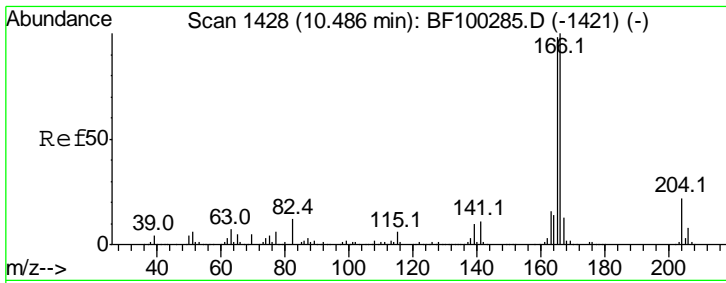
Tgt Ion	Resp	Lower	Upper
139	100		
109	61.2	48.4	88.4
65	86.0	72.6	112.6



#56  
 2,4-Dinitrotoluene  
 Concen: 45.976 ng  
 RT: 10.12 min Scan# 1366  
 Delta R.T. 0.00 min  
 Lab File: BF100332.D  
 Acq: 9 Nov 2017 10:39

Tgt Ion	Resp	Lower	Upper
165	100		
63	46.5	36.4	54.6
89	70.7	57.8	86.6
182	2.5	1.6	2.4#

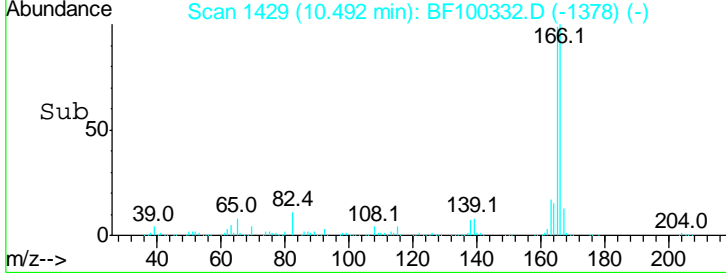
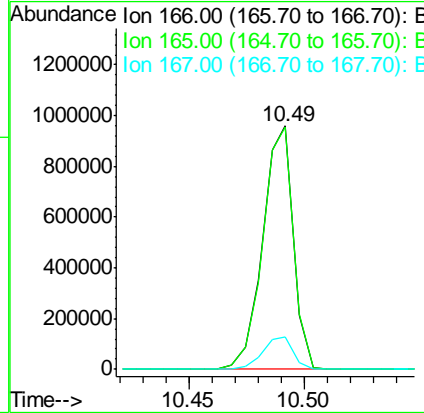
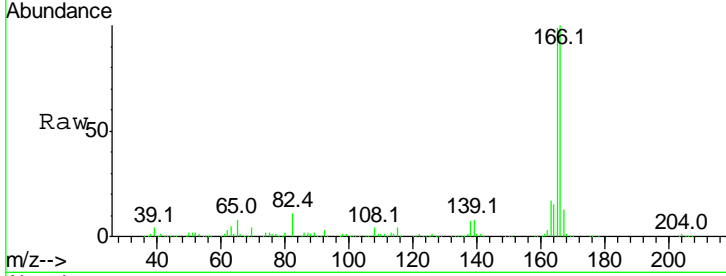




#57  
 Fluorene  
 Concen: 39.791 ng  
 RT: 10.49 min Scan# 1429  
 Delta R.T. 0.00 min  
 Lab File: BF100332.D  
 Acq: 9 Nov 2017 10:39

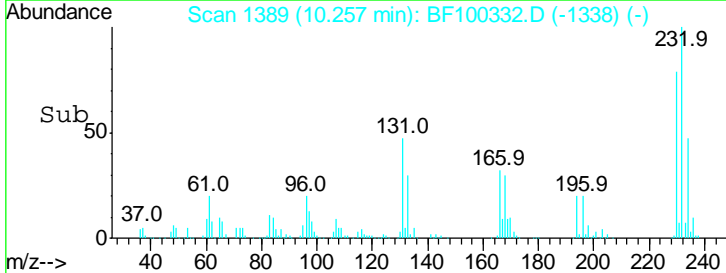
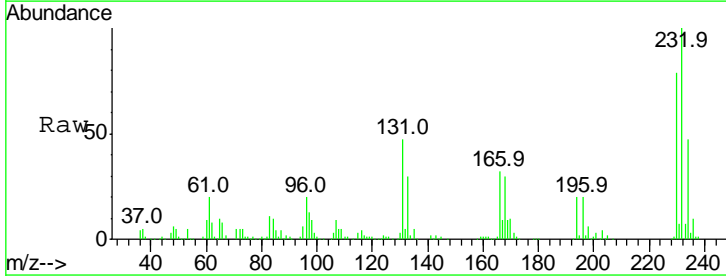
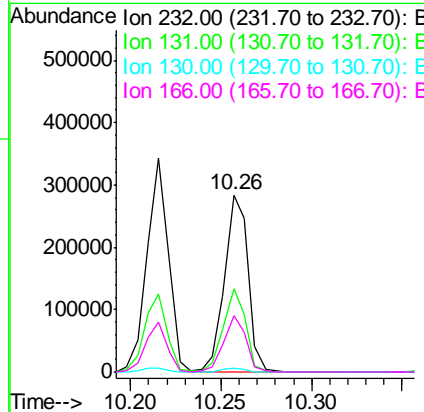
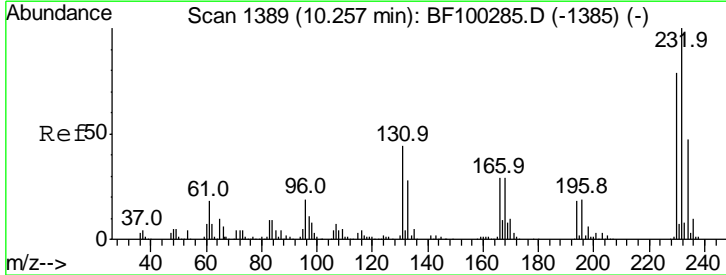
Instrument :  
 BNA\_F  
 ClientSampled :

Tgt Ion	Resp	Lower	Upper
166	100		
165	99.4	79.8	119.8
167	13.3	10.6	16.0

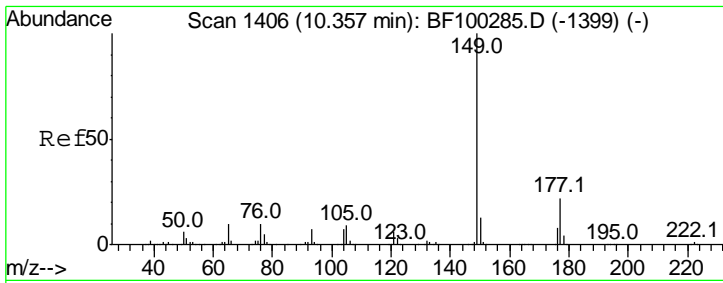


#58  
 2,3,4,6-Tetrachlorophenol  
 Concen: 42.134 ng  
 RT: 10.26 min Scan# 1389  
 Delta R.T. 0.00 min  
 Lab File: BF100332.D  
 Acq: 9 Nov 2017 10:39

Tgt Ion	Resp	Lower	Upper
232	100		
131	44.5	43.8	65.8
130	2.2	2.1	3.1
166	29.8	27.8	41.6





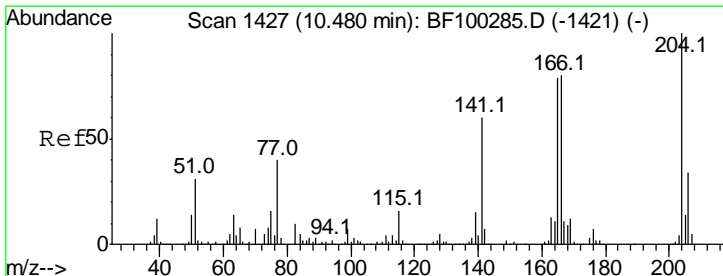
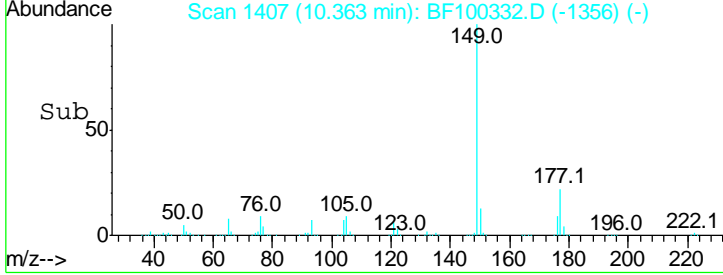
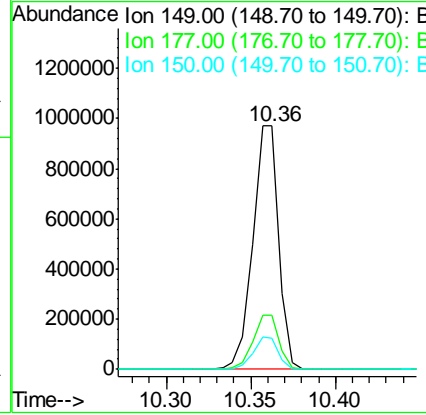
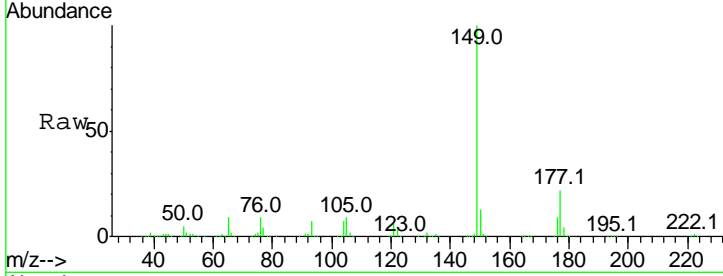


#59  
 Diethylphthalate  
 Concen: 39.642 ng  
 RT: 10.36 min Scan# 1407  
 Delta R.T. 0.00 min  
 Lab File: BF100332.D  
 Acq: 9 Nov 2017 10:39

Instrument :  
 BNA\_F  
 ClientSampled :

Tgt Ion:149 Resp: 1034968

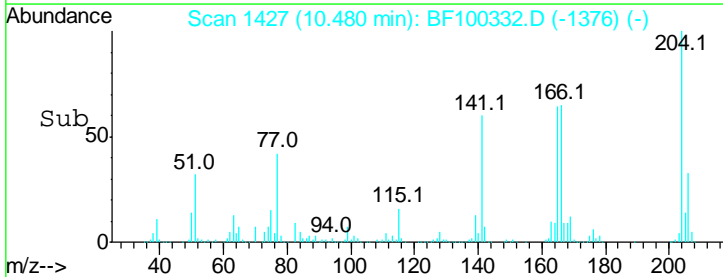
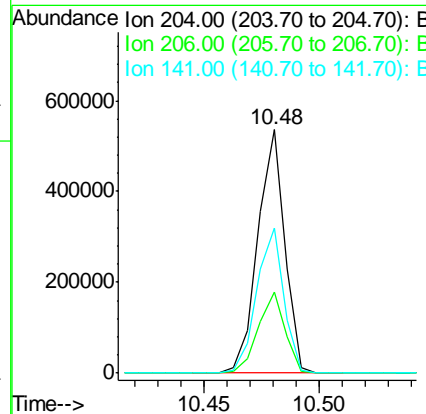
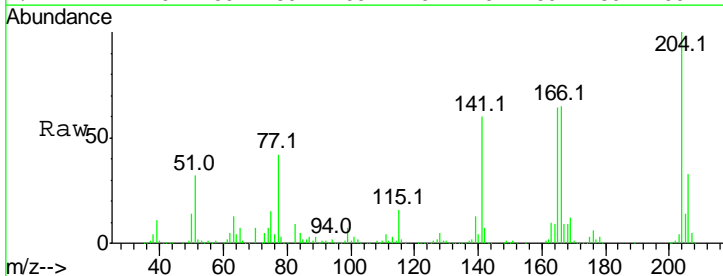
Ion	Ratio	Lower	Upper
149	100		
177	22.0	16.1	24.1
150	12.6	10.1	15.1

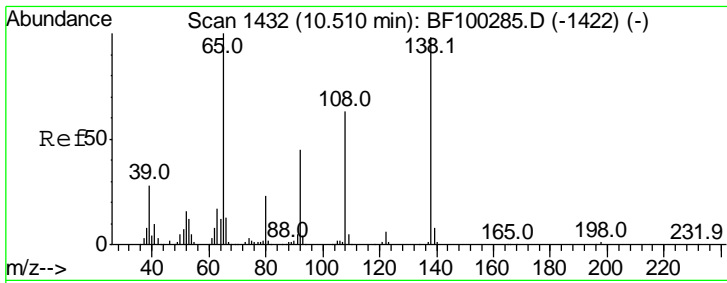


#60  
 4-Chlorophenyl-phenylether  
 Concen: 40.280 ng  
 RT: 10.48 min Scan# 1427  
 Delta R.T. 0.00 min  
 Lab File: BF100332.D  
 Acq: 9 Nov 2017 10:39

Tgt Ion:204 Resp: 438413

Ion	Ratio	Lower	Upper
204	100		
206	33.2	26.5	39.7
141	59.6	54.6	81.8

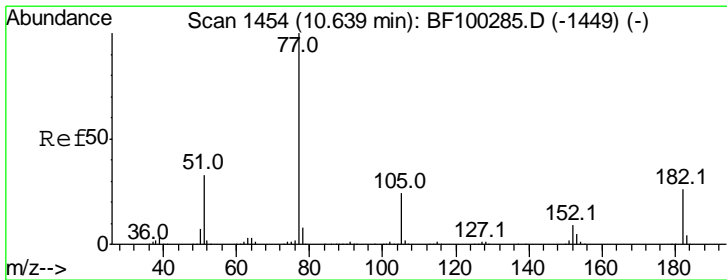
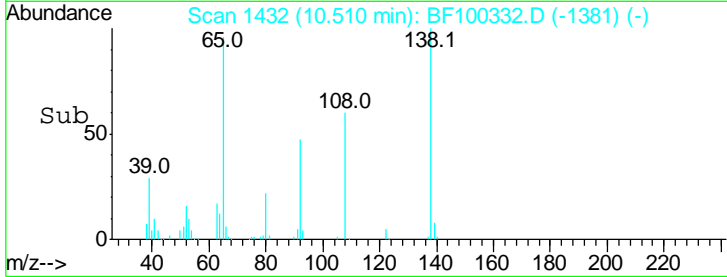
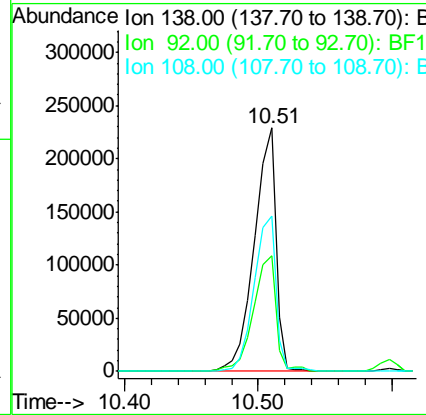
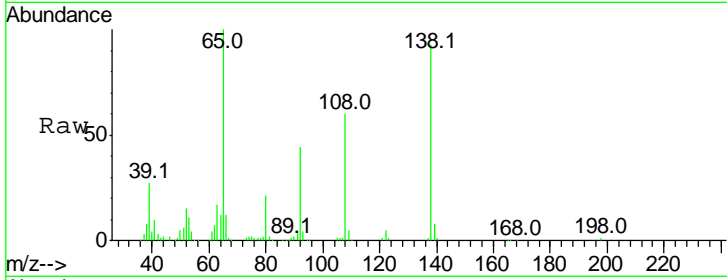




#61  
 4-Nitroaniline  
 Concen: 44.019 ng  
 RT: 10.51 min Scan# 1432  
 Delta R.T. 0.00 min  
 Lab File: BF100332.D  
 Acq: 9 Nov 2017 10:39

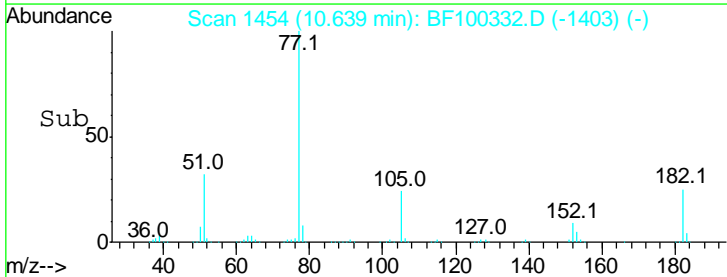
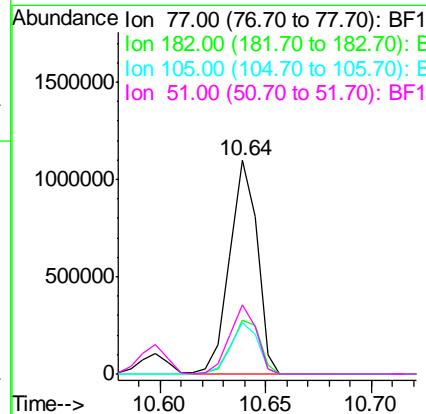
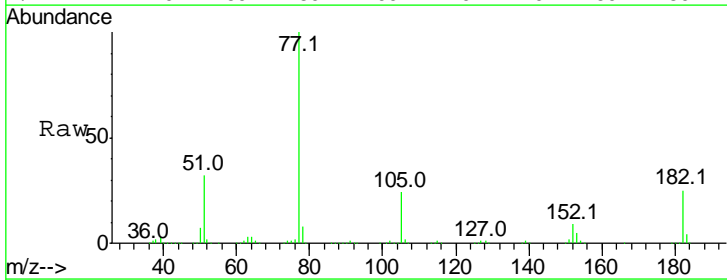
Instrument :  
 BNA\_F  
 ClientSampled :

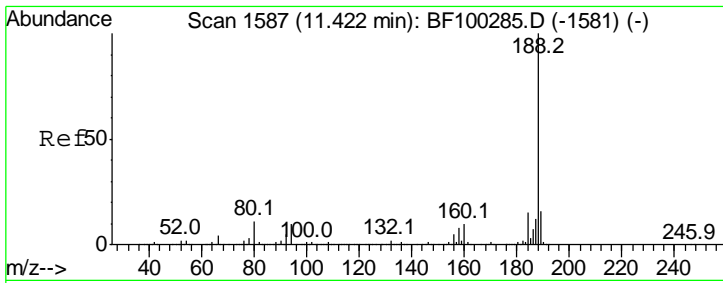
Tgt Ion	Resp	Lower	Upper
138	100		
92	47.3	30.2	70.2
108	64.0	52.5	92.5



#62  
 Azobenzene  
 Concen: 40.100 ng  
 RT: 10.64 min Scan# 1454  
 Delta R.T. 0.00 min  
 Lab File: BF100332.D  
 Acq: 9 Nov 2017 10:39

Tgt Ion	Resp	Lower	Upper
77	100		
182	25.1	1.7	41.7
105	24.2	3.0	43.0
51	32.3	9.9	49.9

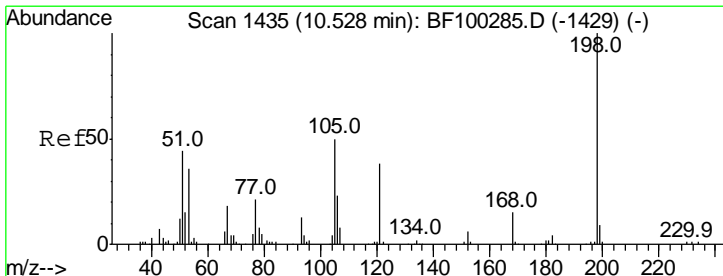
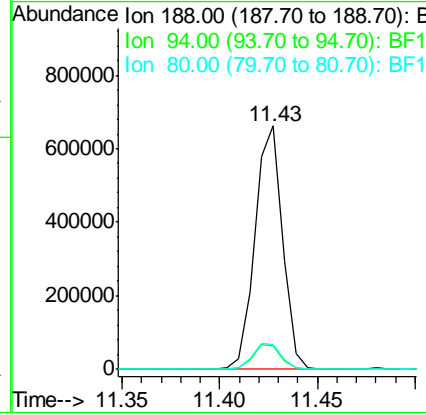
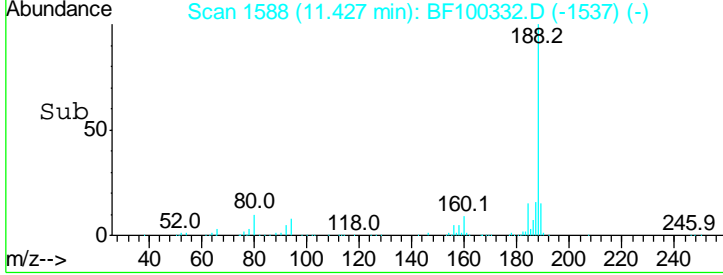
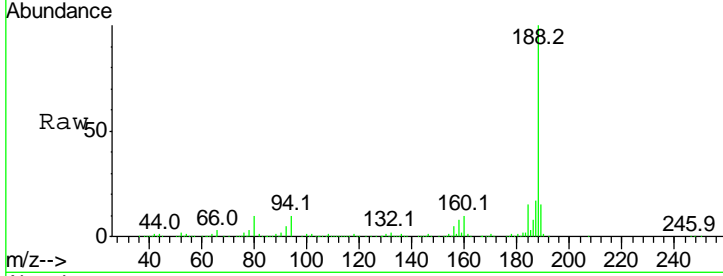




#63  
 Phenanthrene-d10  
 Concen: 20.000 ng  
 RT: 11.43 min Scan# 1588  
 Delta R.T. 0.00 min  
 Lab File: BF100332.D  
 Acq: 9 Nov 2017 10:39

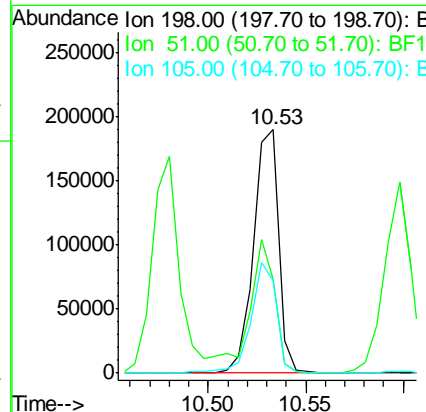
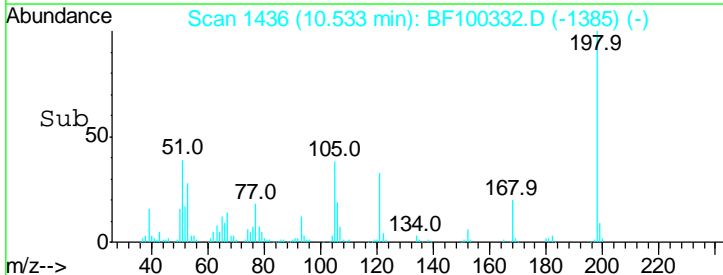
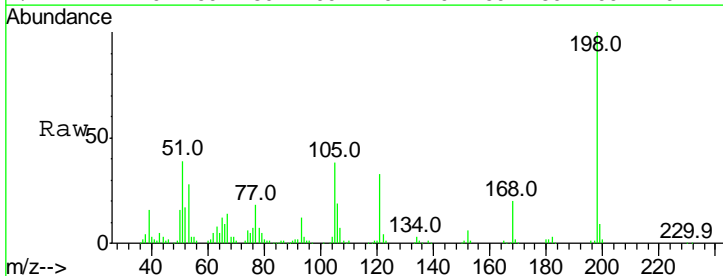
Instrument :  
 BNA\_F  
 ClientSampled :

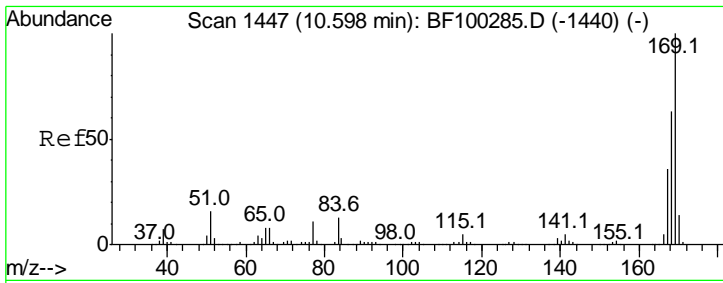
Tgt Ion	Resp	Lower	Upper
188	100		
94	9.8	8.5	12.7
80	10.0	9.2	13.8



#64  
 4,6-Dinitro-2-methylphenol  
 Concen: 51.535 ng  
 RT: 10.53 min Scan# 1436  
 Delta R.T. 0.00 min  
 Lab File: BF100332.D  
 Acq: 9 Nov 2017 10:39

Tgt Ion	Resp	Lower	Upper
198	100		
51	38.7	37.7	77.7
105	38.0	36.3	76.3

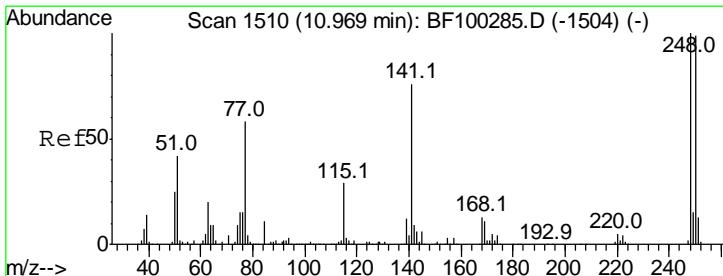
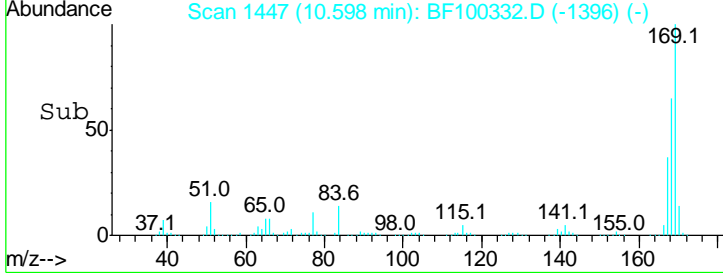
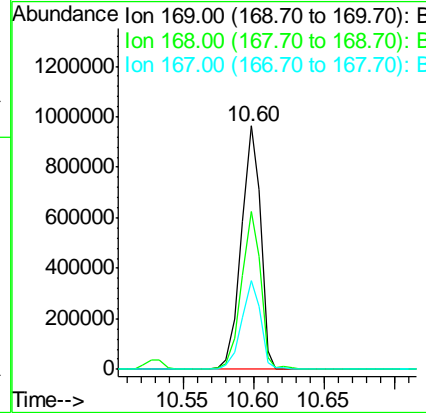
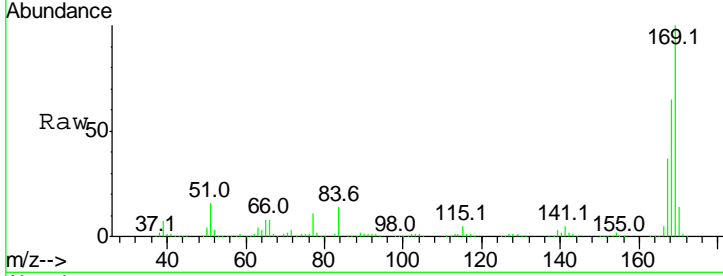




#65  
 n-Nitrosodiphenylamine  
 Concen: 40.843 ng  
 RT: 10.60 min Scan# 1447  
 Delta R.T. 0.00 min  
 Lab File: BF100332.D  
 Acq: 9 Nov 2017 10:39

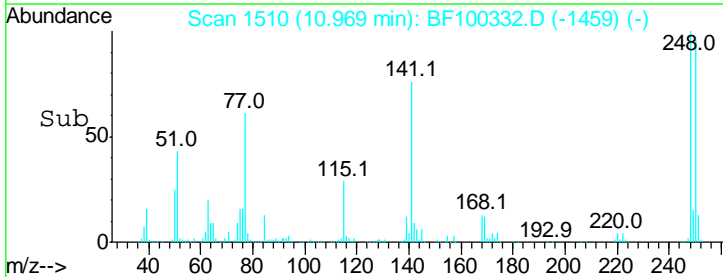
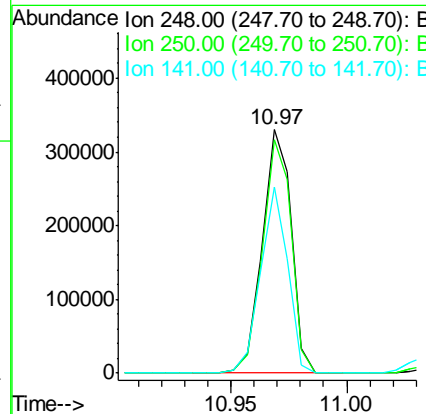
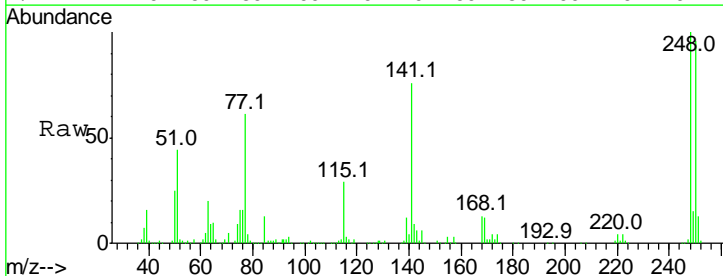
Instrument :  
 BNA\_F  
 ClientSampled :

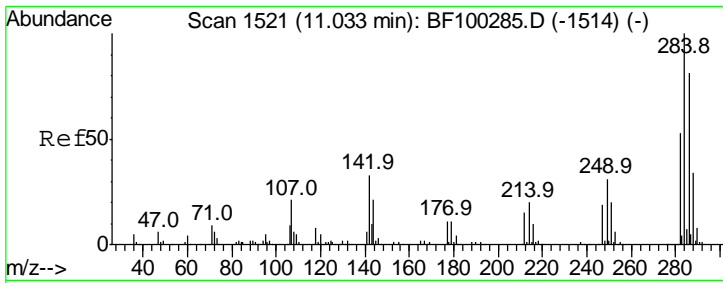
Tgt Ion	Resp	Lower	Upper
169	100		
168	64.8	54.4	81.6
167	36.7	29.8	44.6



#66  
 4-Bromophenyl-phenylether  
 Concen: 41.951 ng  
 RT: 10.97 min Scan# 1510  
 Delta R.T. 0.00 min  
 Lab File: BF100332.D  
 Acq: 9 Nov 2017 10:39

Tgt Ion	Resp	Lower	Upper
248	100		
250	95.9	76.9	115.3
141	76.4	74.4	111.6



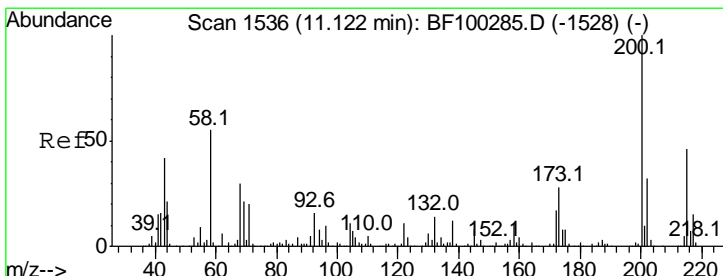
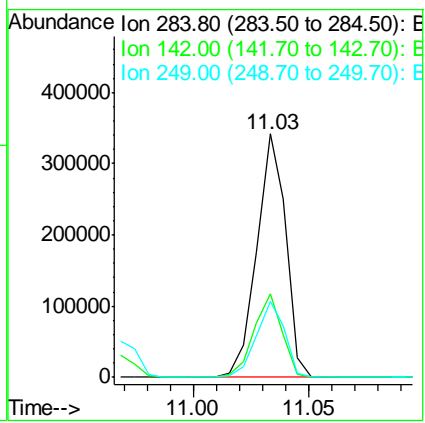
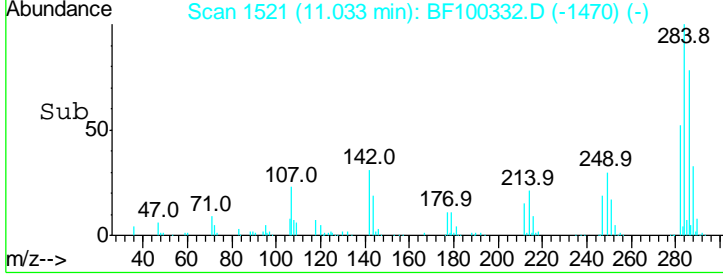
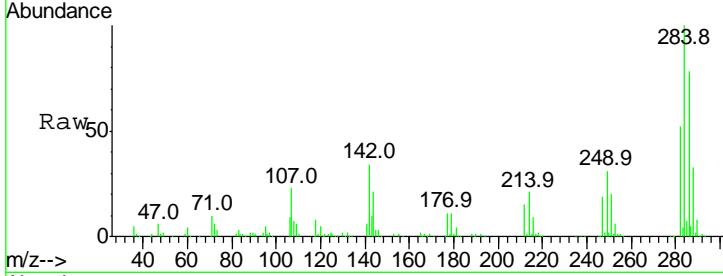


#67  
 Hexachlorobenzene  
 Concen: 41.491 ng  
 RT: 11.03 min Scan# 1521  
 Delta R.T. 0.00 min  
 Lab File: BF100332.D  
 Acq: 9 Nov 2017 10:39

Instrument :  
 BNA\_F  
 ClientSampled :

Tgt Ion: 284 Resp: 299306

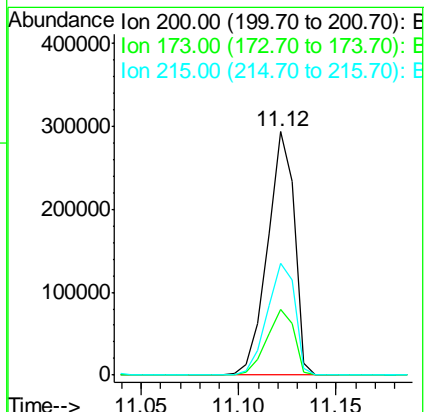
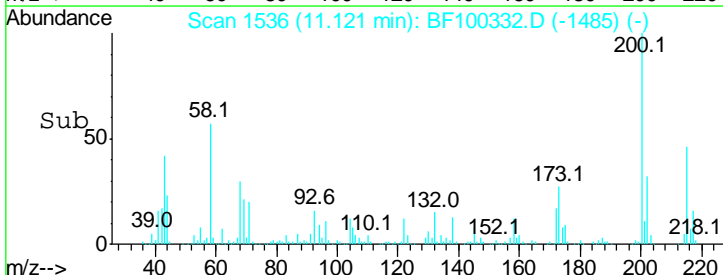
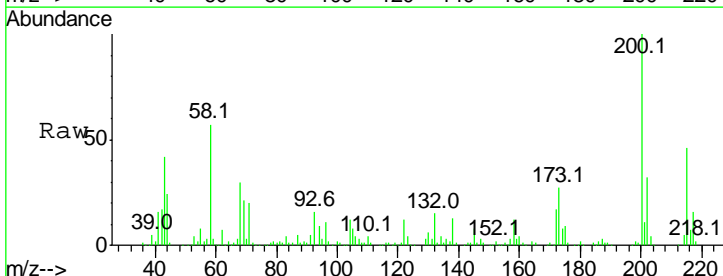
Ion	Ratio	Lower	Upper
284	100		
142	34.2	34.6	52.0#
249	31.2	24.8	37.2

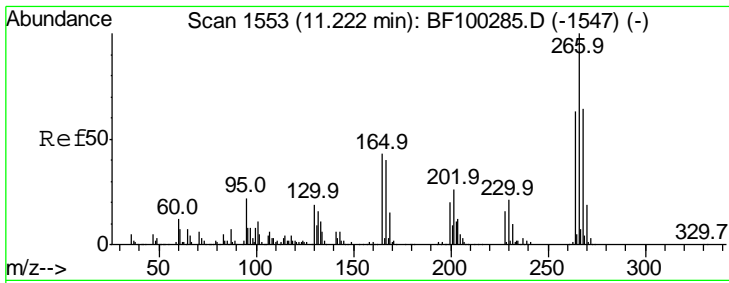


#68  
 Atrazine  
 Concen: 41.356 ng  
 RT: 11.12 min Scan# 1536  
 Delta R.T. 0.00 min  
 Lab File: BF100332.D  
 Acq: 9 Nov 2017 10:39

Tgt Ion: 200 Resp: 280070

Ion	Ratio	Lower	Upper
200	100		
173	27.2	8.6	48.6
215	46.0	25.1	65.1

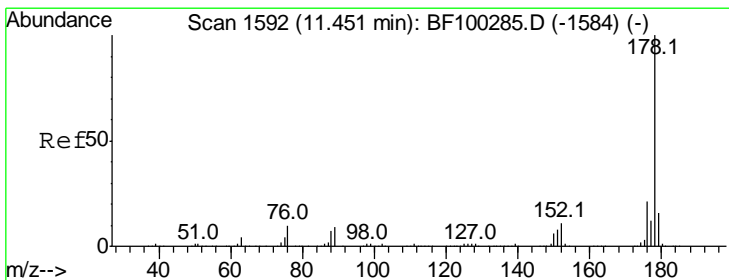
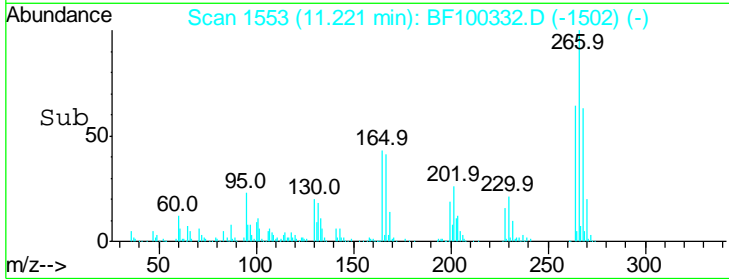
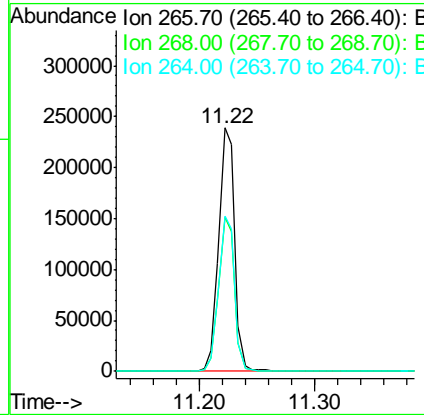
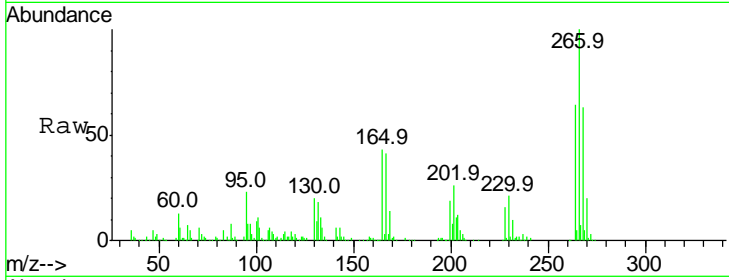




#69  
 Pentachlorophenol  
 Concen: 44.380 ng  
 RT: 11.22 min Scan# 1553  
 Delta R.T. 0.00 min  
 Lab File: BF100332.D  
 Acq: 9 Nov 2017 10:39

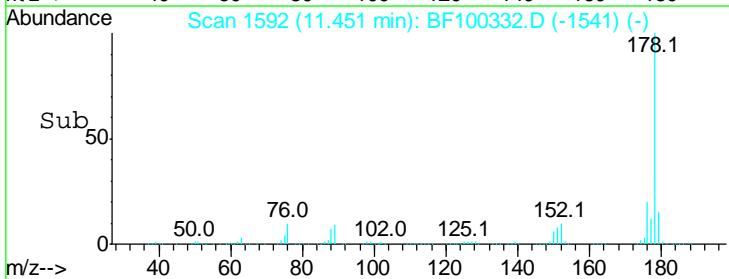
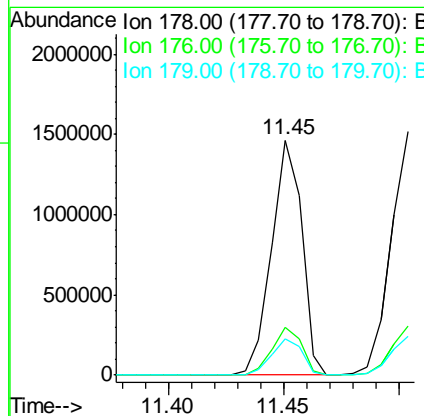
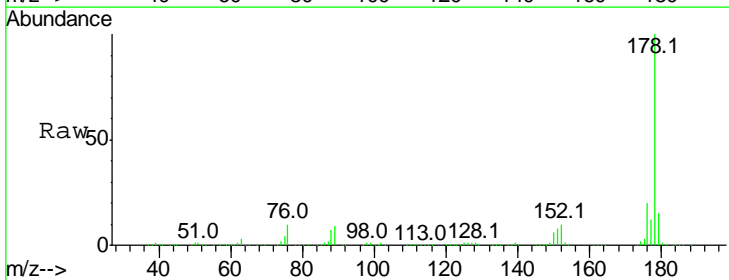
Instrument :  
 BNA\_F  
 ClientSampled :

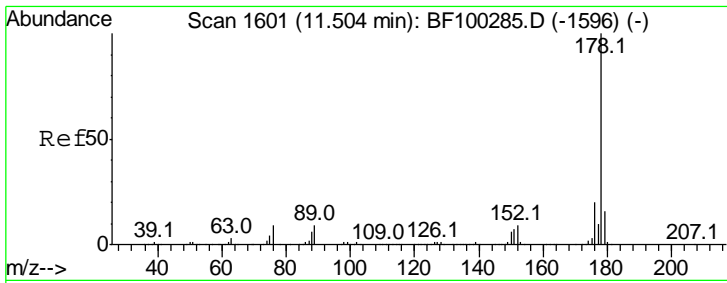
Tgt Ion	Resp	Lower	Upper
266	100		
268	63.0	51.1	76.7
264	63.8	49.5	74.3



#70  
 Phenanthrene  
 Concen: 39.568 ng  
 RT: 11.45 min Scan# 1592  
 Delta R.T. 0.00 min  
 Lab File: BF100332.D  
 Acq: 9 Nov 2017 10:39

Tgt Ion	Resp	Lower	Upper
178	100		
176	20.1	15.8	23.8
179	15.5	13.0	19.6



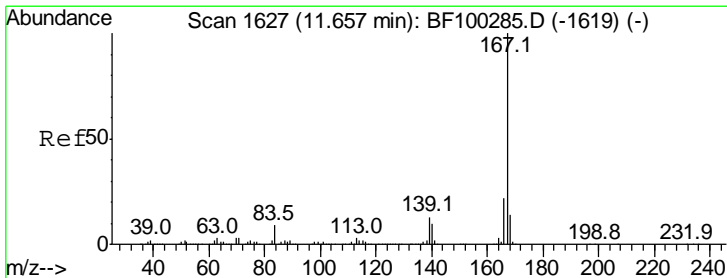
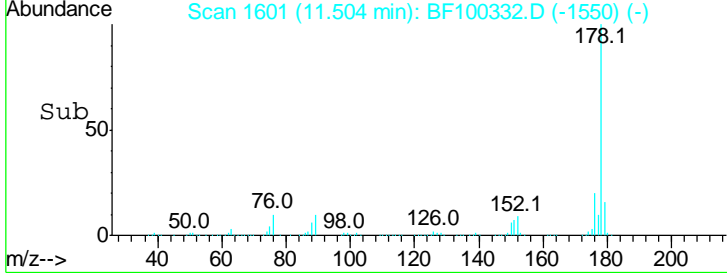
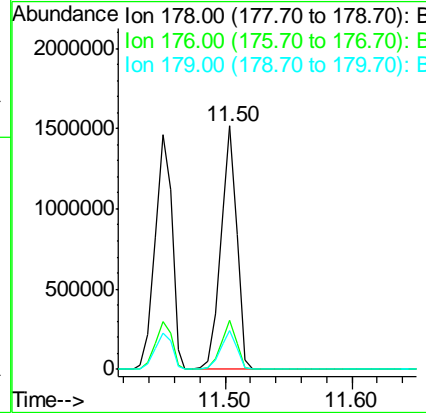
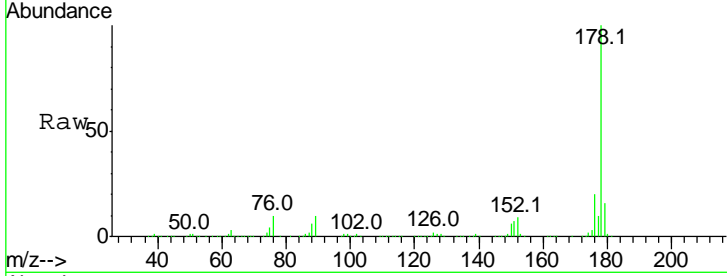


#71  
 Anthracene  
 Concen: 39.272 ng  
 RT: 11.50 min Scan# 1601  
 Delta R.T. 0.00 min  
 Lab File: BF100332.D  
 Acq: 9 Nov 2017 10:39

Instrument :  
 BNA\_F  
 ClientSampled :

Tgt Ion:178 Resp: 1349761

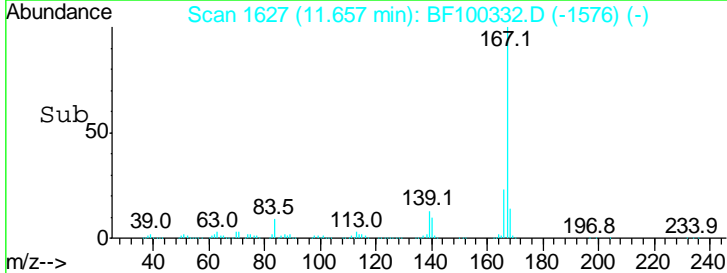
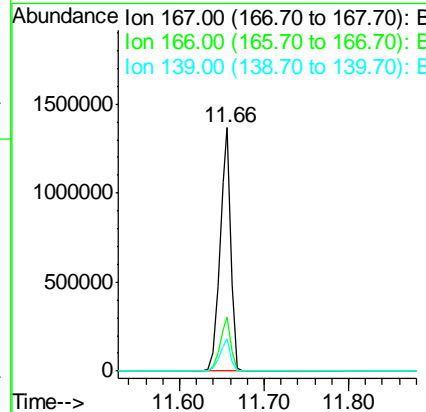
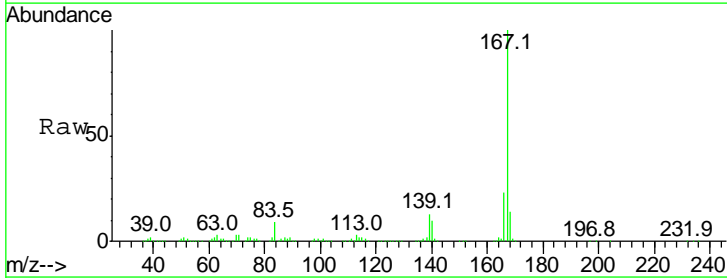
Ion	Ratio	Lower	Upper
178	100		
176	19.9	15.4	23.2
179	15.9	12.6	19.0

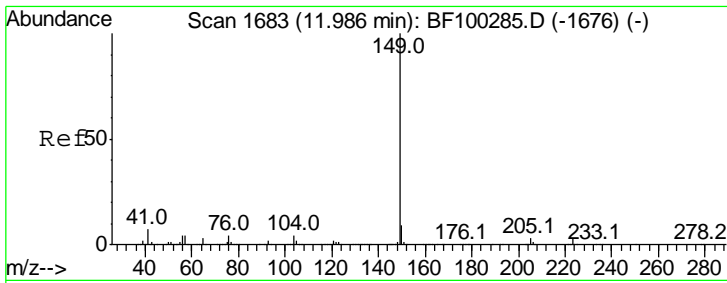


#72  
 Carbazole  
 Concen: 39.478 ng  
 RT: 11.66 min Scan# 1627  
 Delta R.T. 0.00 min  
 Lab File: BF100332.D  
 Acq: 9 Nov 2017 10:39

Tgt Ion:167 Resp: 1251959

Ion	Ratio	Lower	Upper
167	100		
166	22.5	17.6	26.4
139	13.2	10.9	16.3



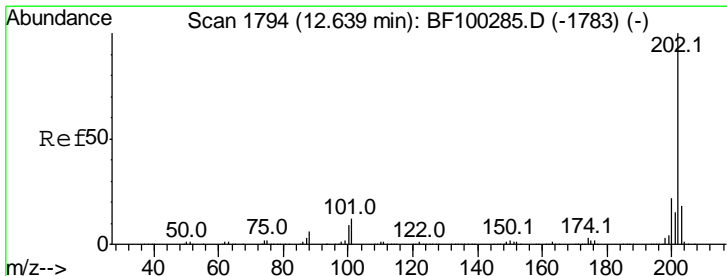
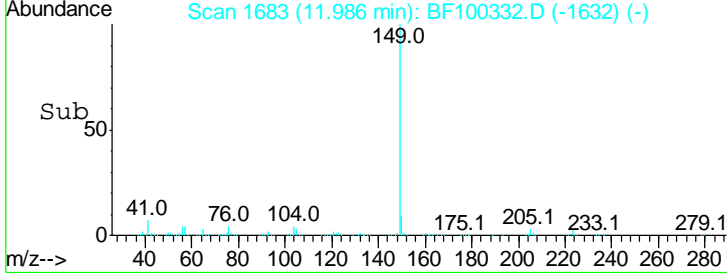
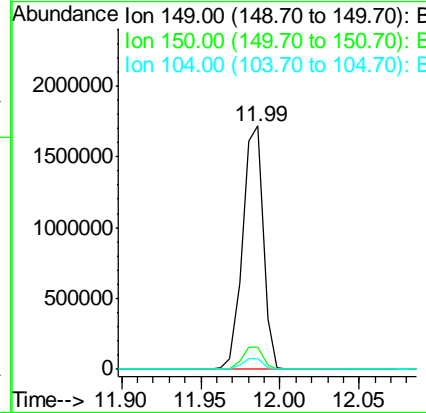
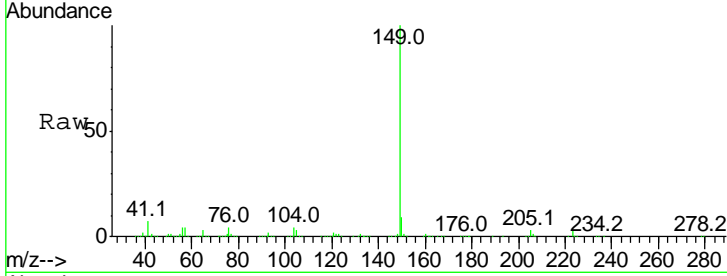


#73  
 Di-n-butylphthalate  
 Concen: 41.773 ng  
 RT: 11.99 min Scan# 1683  
 Delta R.T. 0.00 min  
 Lab File: BF100332.D  
 Acq: 9 Nov 2017 10:39

Instrument :  
 BNA\_F  
 ClientSampled :

Tgt Ion:149 Resp: 1550269

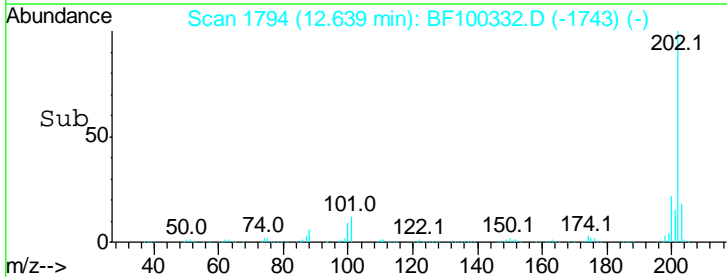
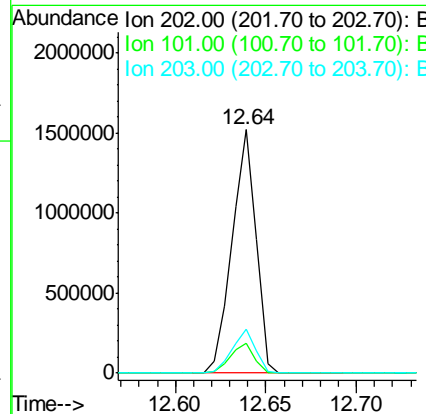
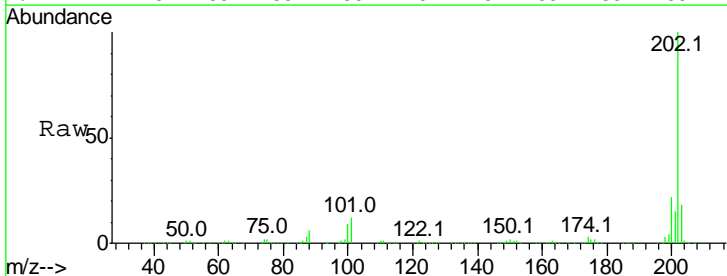
Ion	Ratio	Lower	Upper
149	100		
150	9.1	7.8	11.6
104	4.5	3.8	5.8



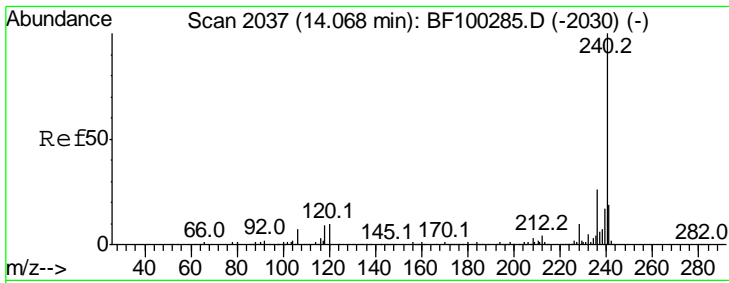
#74  
 Fluoranthene  
 Concen: 39.007 ng  
 RT: 12.64 min Scan# 1794  
 Delta R.T. 0.00 min  
 Lab File: BF100332.D  
 Acq: 9 Nov 2017 10:39

Tgt Ion:202 Resp: 1400456

Ion	Ratio	Lower	Upper
202	100		
101	12.4	0.0	34.1
203	17.9	0.0	38.1



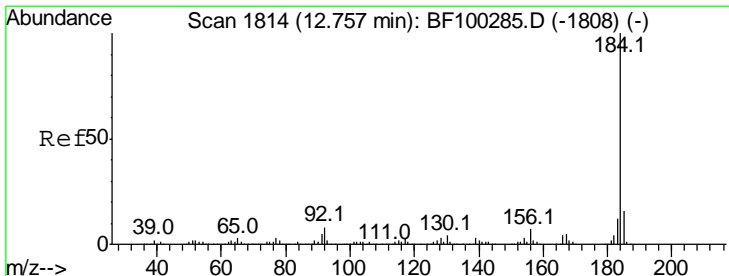
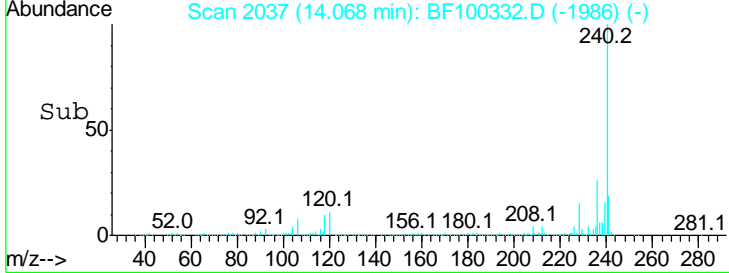
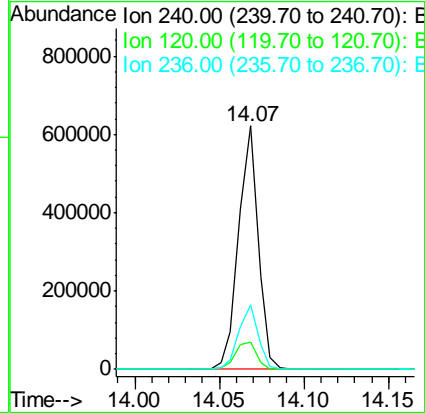
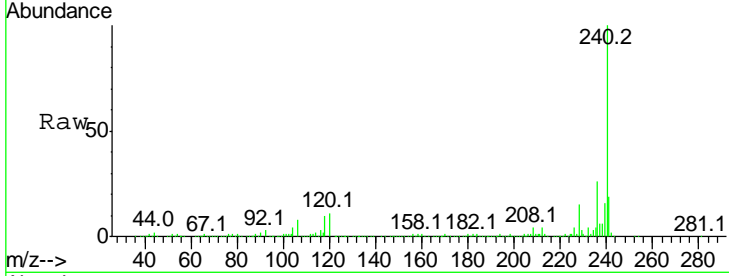




#75  
 Chrysene-d12  
 Concen: 20.000 ng  
 RT: 14.07 min Scan# 2037  
 Delta R.T. 0.00 min  
 Lab File: BF100332.D  
 Acq: 9 Nov 2017 10:39

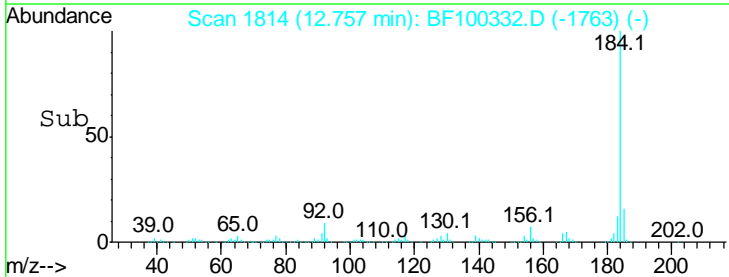
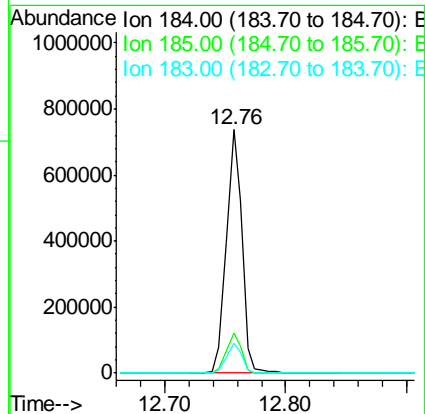
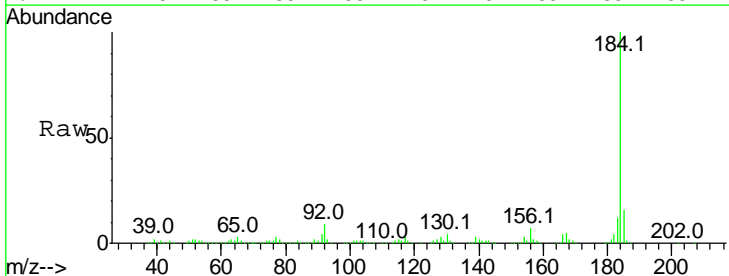
Instrument :  
 BNA\_F  
 ClientSampled :

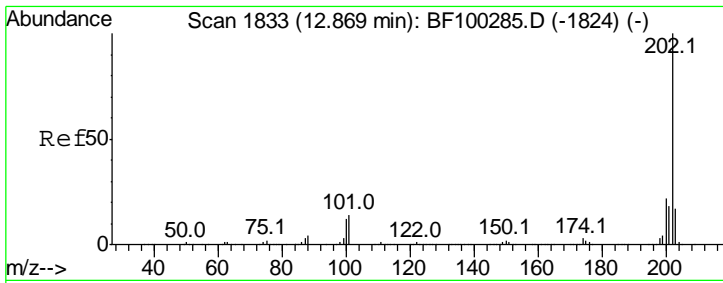
Tgt Ion	Resp	Lower	Upper
240	100		
120	11.1	9.5	14.3
236	26.3	20.7	31.1



#76  
 Benzidine  
 Concen: 32.693 ng  
 RT: 12.76 min Scan# 1814  
 Delta R.T. 0.00 min  
 Lab File: BF100332.D  
 Acq: 9 Nov 2017 10:39

Tgt Ion	Resp	Lower	Upper
184	100		
185	16.5	12.6	18.8
183	12.0	9.3	13.9



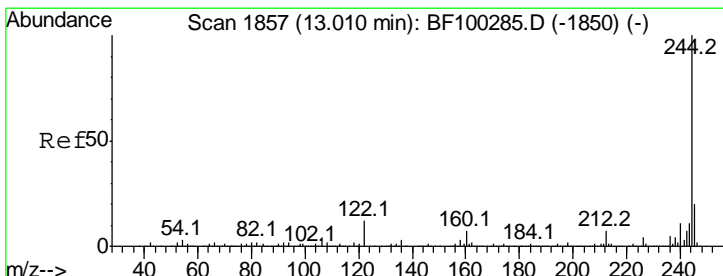
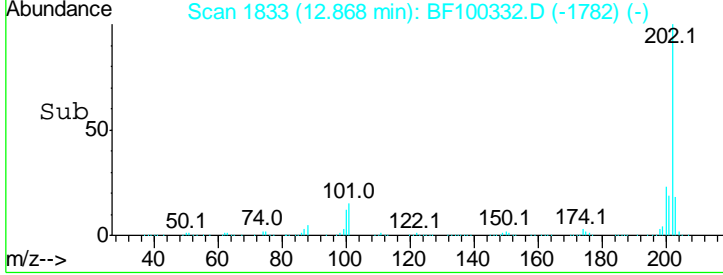
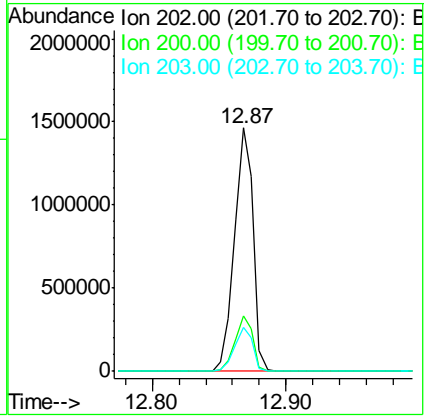
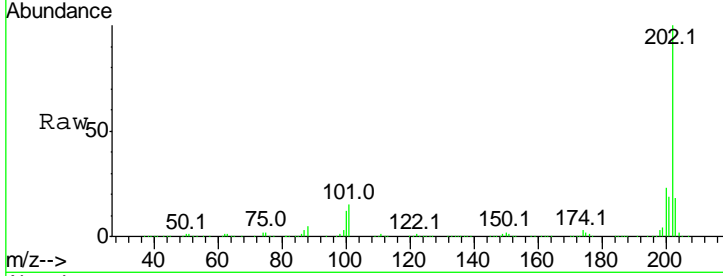


#77  
 Pyrene  
 Concen: 40.130 ng  
 RT: 12.87 min Scan# 1833  
 Delta R.T. 0.00 min  
 Lab File: BF100332.D  
 Acq: 9 Nov 2017 10:39

Instrument :  
 BNA\_F  
 ClientSampled :

Tgt Ion: 202 Resp: 1435351

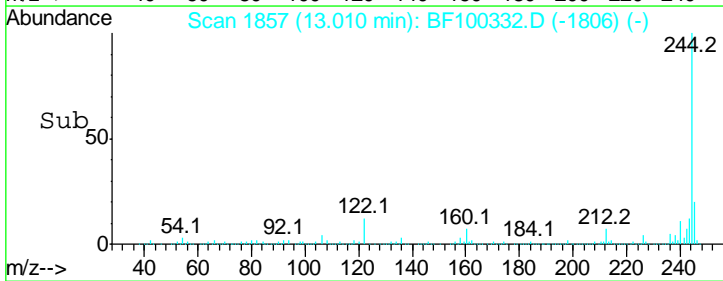
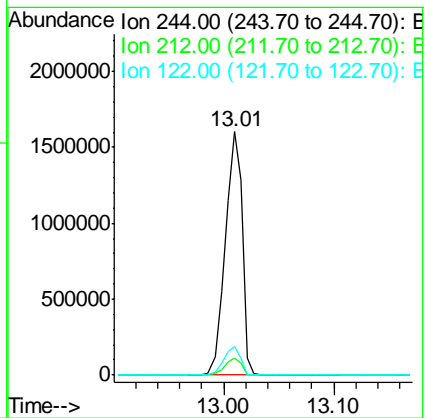
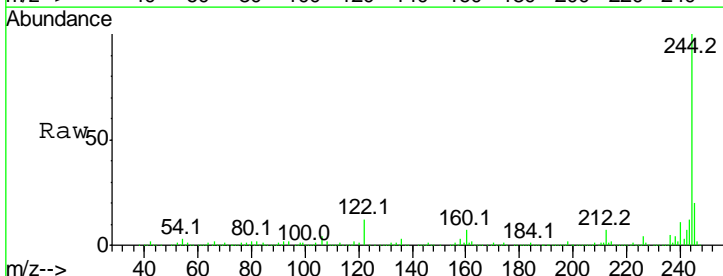
Ion	Ratio	Lower	Upper
202	100		
200	22.7	17.4	26.2
203	18.1	14.3	21.5

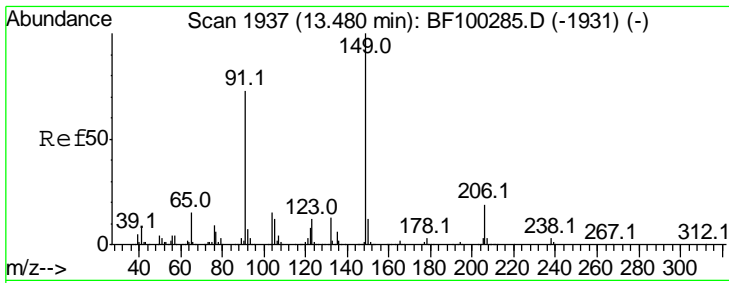


#78  
 Terphenyl-d14  
 Concen: 78.428 ng  
 RT: 13.01 min Scan# 1857  
 Delta R.T. 0.00 min  
 Lab File: BF100332.D  
 Acq: 9 Nov 2017 10:39

Tgt Ion: 244 Resp: 1712687

Ion	Ratio	Lower	Upper
244	100		
212	7.3	5.4	8.0
122	11.9	11.0	16.4

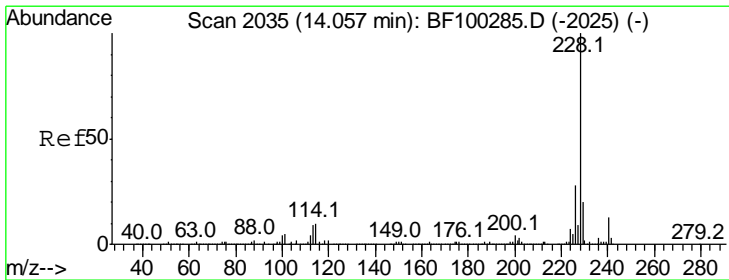
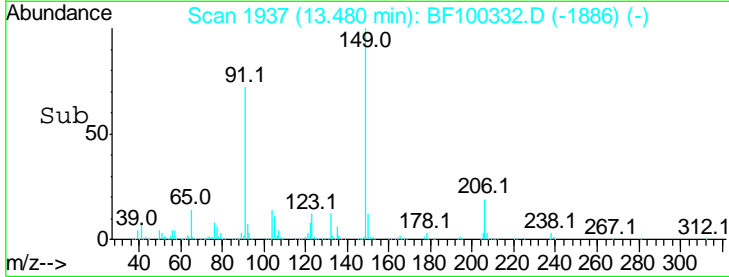
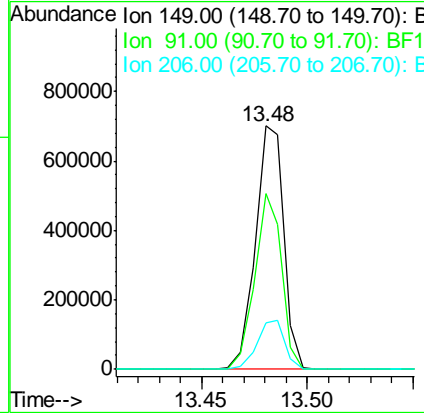
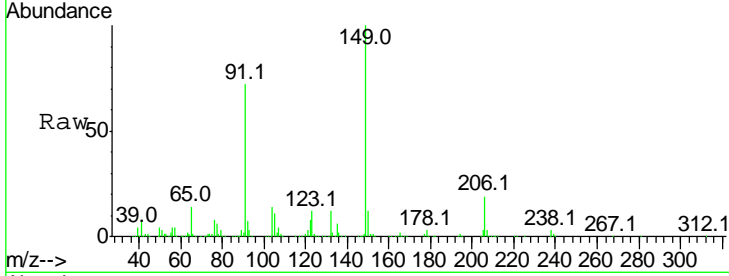




#79  
 Butylbenzylphthalate  
 Concen: 44.816 ng  
 RT: 13.48 min Scan# 1937  
 Delta R.T. 0.00 min  
 Lab File: BF100332.D  
 Acq: 9 Nov 2017 10:39

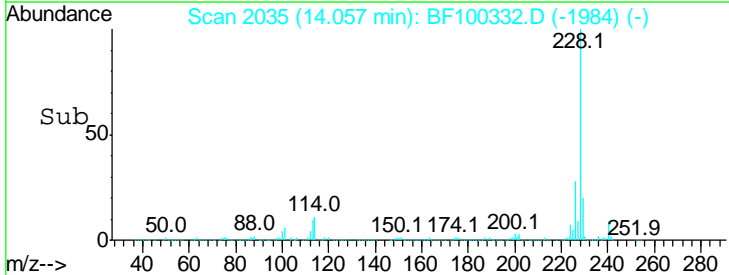
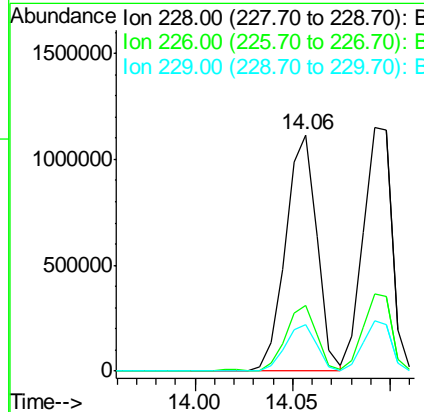
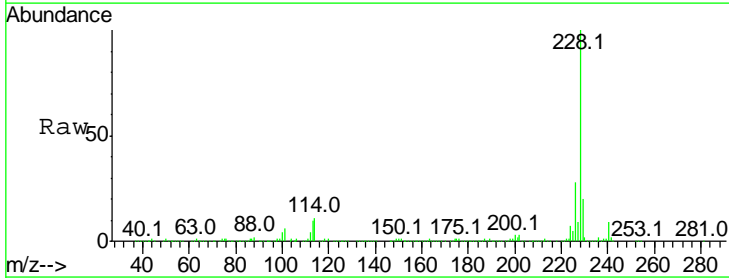
Instrument :  
 BNA\_F  
 ClientSampled :

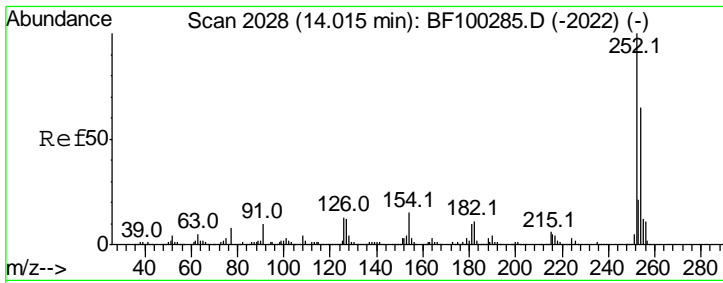
Tgt Ion	Resp	Lower	Upper
149	100		
91	72.4	56.8	85.2
206	19.0	14.1	21.1



#80  
 Benzo(a)anthracene  
 Concen: 40.852 ng  
 RT: 14.06 min Scan# 2035  
 Delta R.T. 0.00 min  
 Lab File: BF100332.D  
 Acq: 9 Nov 2017 10:39

Tgt Ion	Resp	Lower	Upper
228	100		
226	27.8	22.6	33.8
229	19.8	15.8	23.6

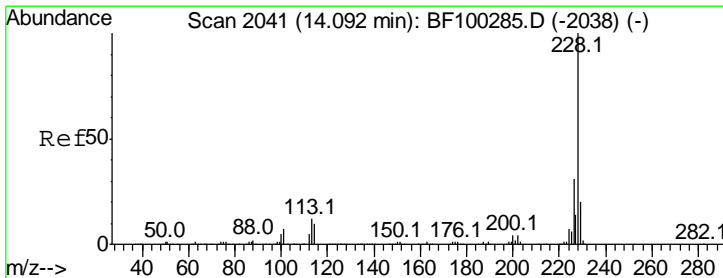
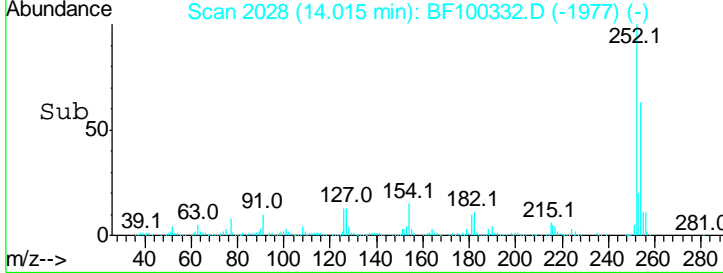
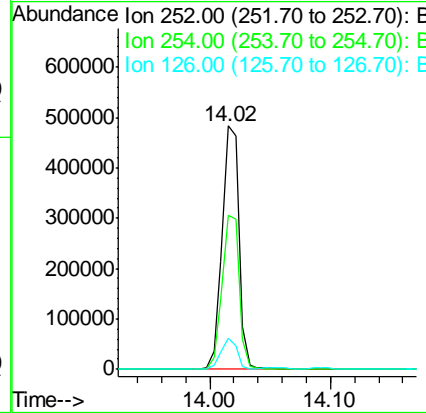
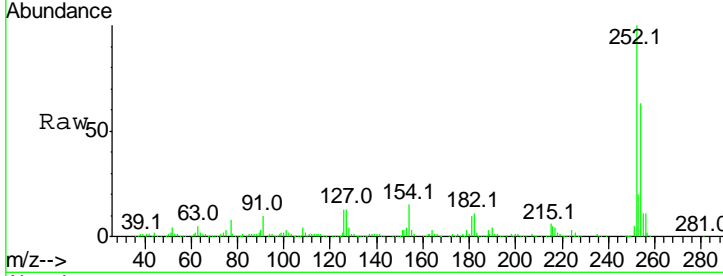




#81  
 3,3'-Dichlorobenzidine  
 Concen: 42.778 ng  
 RT: 14.02 min Scan# 2028  
 Delta R.T. 0.00 min  
 Lab File: BF100332.D  
 Acq: 9 Nov 2017 10:39

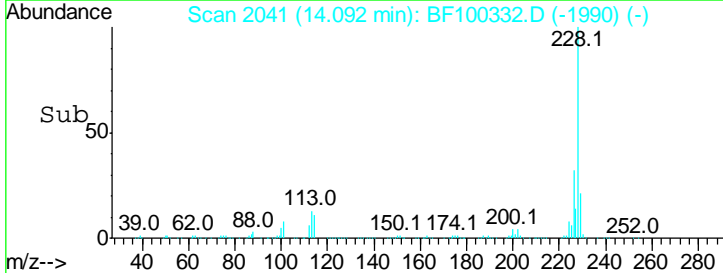
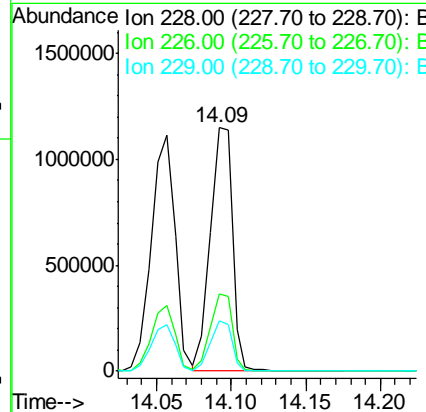
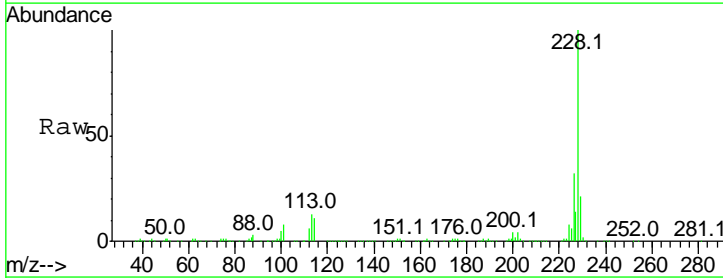
Instrument :  
 BNA\_F  
 ClientSampled :

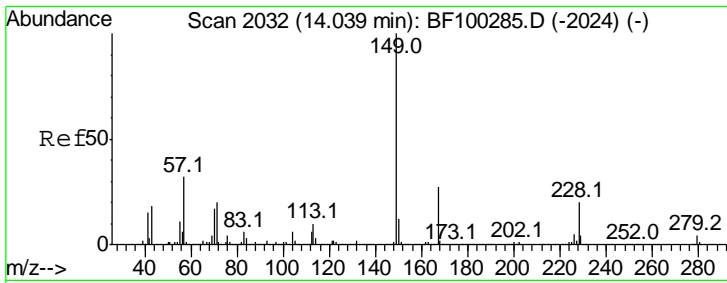
Tgt Ion	Resp	Lower	Upper
252	100		
254	63.3	50.4	75.6
126	12.9	11.3	16.9



#82  
 Chrysene  
 Concen: 40.289 ng  
 RT: 14.09 min Scan# 2041  
 Delta R.T. 0.00 min  
 Lab File: BF100332.D  
 Acq: 9 Nov 2017 10:39

Tgt Ion	Resp	Lower	Upper
228	100		
226	31.7	25.0	37.6
229	20.7	16.2	24.4

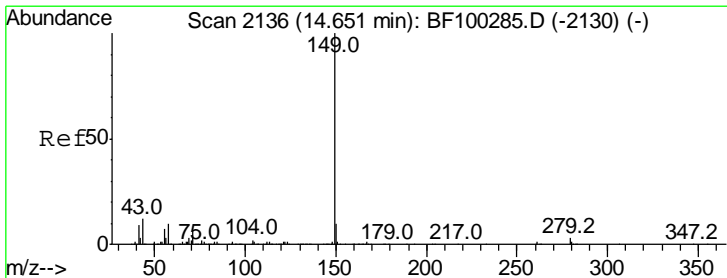
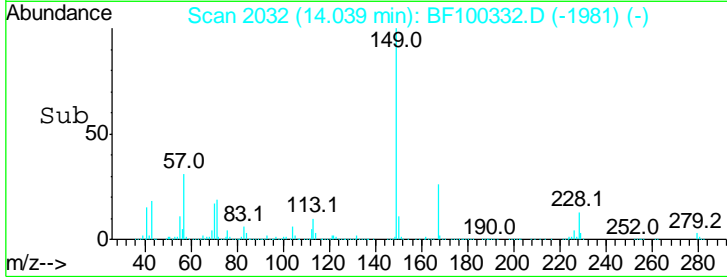
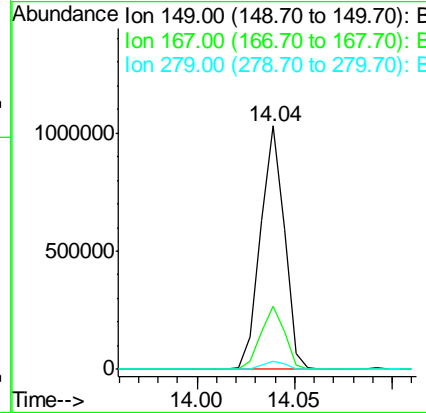
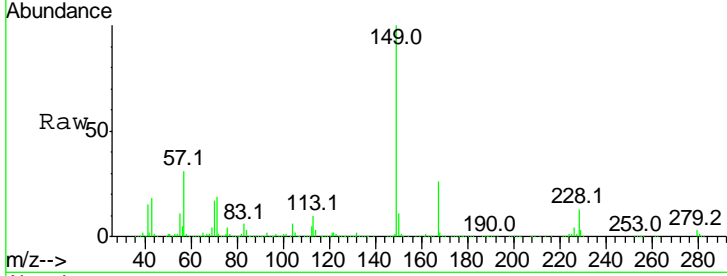




#83  
 Bis(2-ethylhexyl)phthalate  
 Concen: 45.663 ng  
 RT: 14.04 min Scan# 2032  
 Delta R.T. 0.00 min  
 Lab File: BF100332.D  
 Acq: 9 Nov 2017 10:39

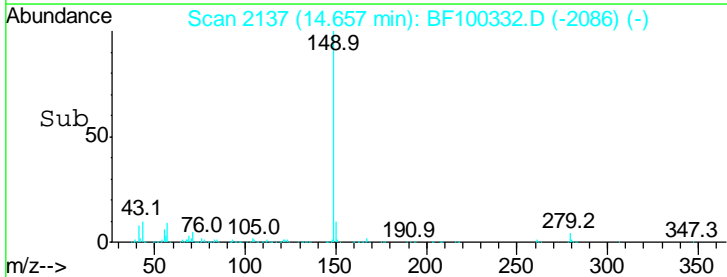
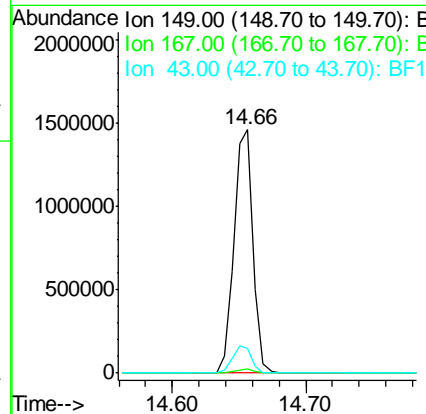
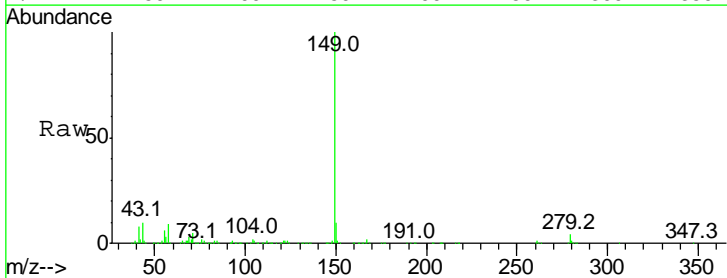
Instrument :  
 BNA\_F  
 ClientSampleId :

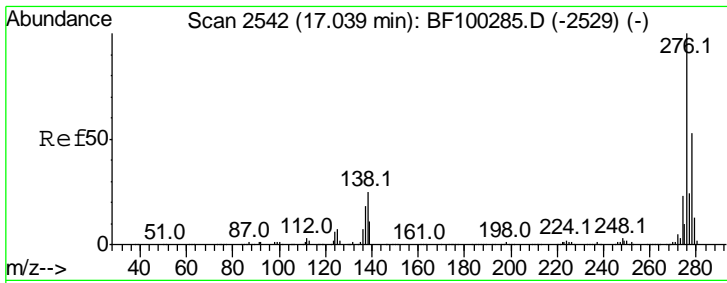
Tgt Ion	Resp	Lower	Upper
149	100		
167	26.0	21.3	31.9
279	3.3	3.0	4.4



#84  
 Di-n-octyl phthalate  
 Concen: 44.472 ng  
 RT: 14.66 min Scan# 2137  
 Delta R.T. 0.00 min  
 Lab File: BF100332.D  
 Acq: 9 Nov 2017 10:39

Tgt Ion	Resp	Lower	Upper
149	100		
167	1.5	1.2	1.8
43	11.1	8.4	12.6

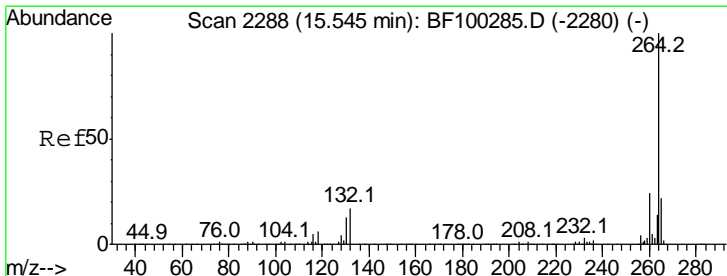
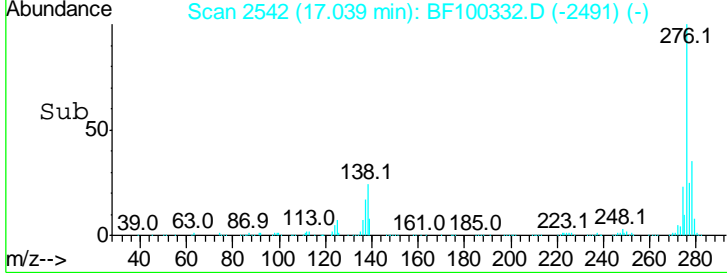
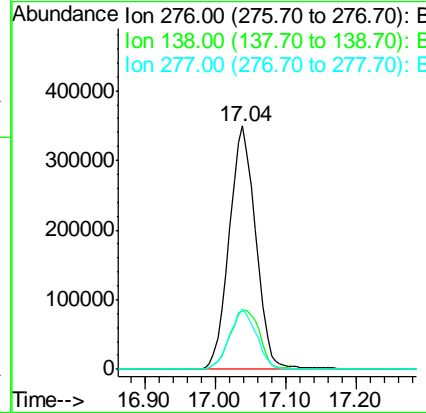
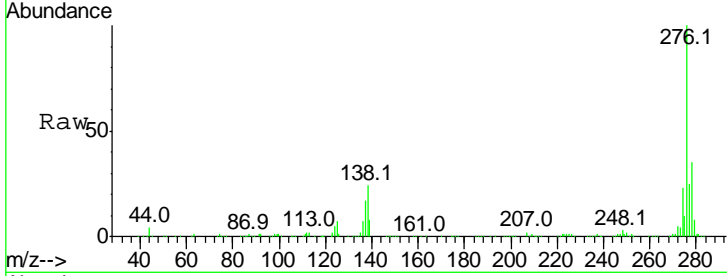




#85  
 Indeno(1,2,3-cd)pyrene  
 Concen: 38.521 ng  
 RT: 17.04 min Scan# 2542  
 Delta R.T. 0.00 min  
 Lab File: BF100332.D  
 Acq: 9 Nov 2017 10:39

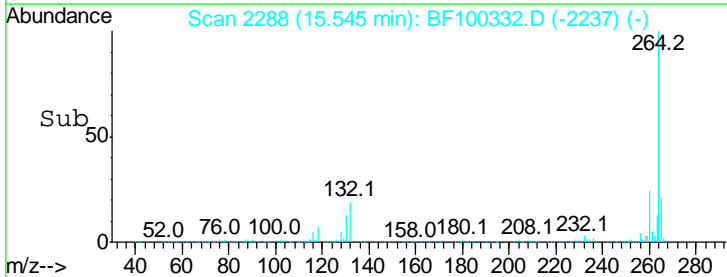
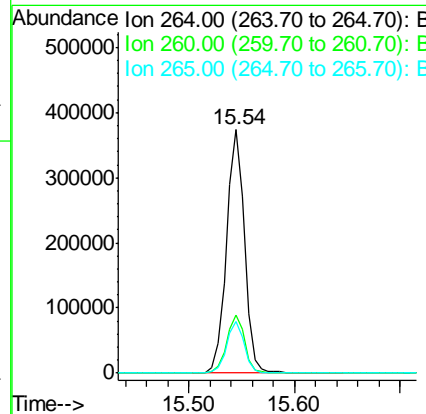
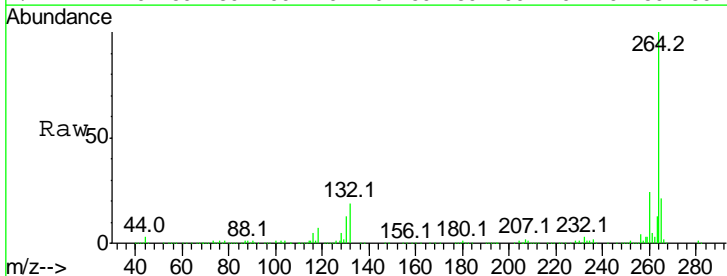
Instrument :  
 BNA\_F  
 ClientSampled :

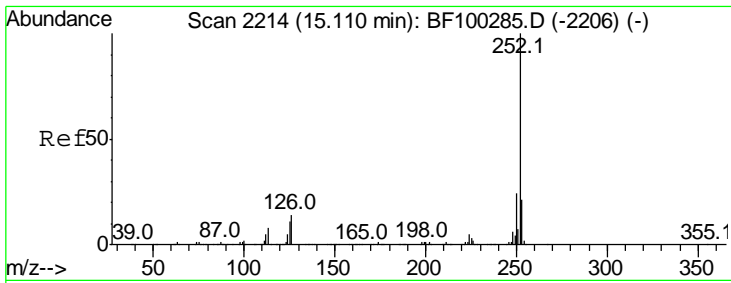
Tgt Ion	Resp	Lower	Upper
276	100		
138	27.8	25.0	37.6
277	25.3	20.1	30.1



#86  
 Perylene-d12  
 Concen: 20.000 ng  
 RT: 15.54 min Scan# 2288  
 Delta R.T. 0.00 min  
 Lab File: BF100332.D  
 Acq: 9 Nov 2017 10:39

Tgt Ion	Resp	Lower	Upper
264	100		
260	24.0	19.2	28.8
265	21.4	17.5	26.3



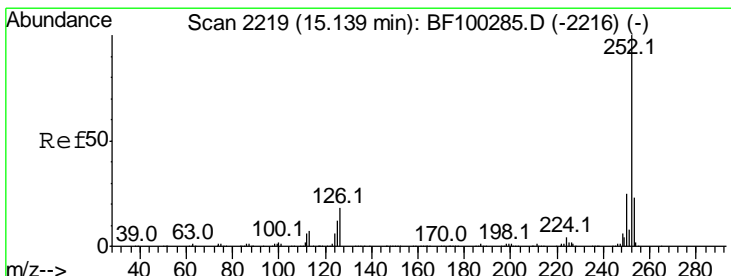
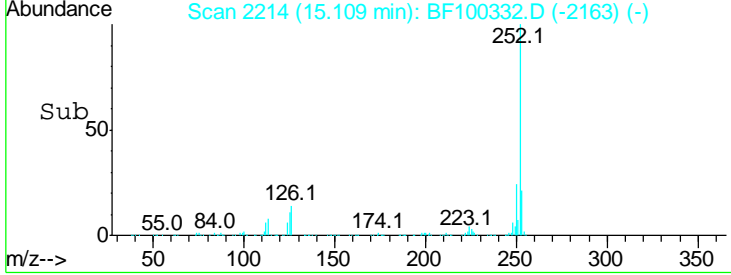
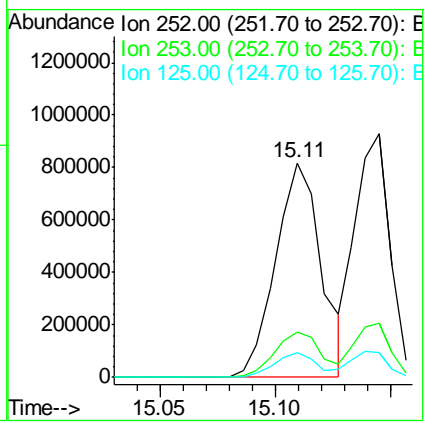
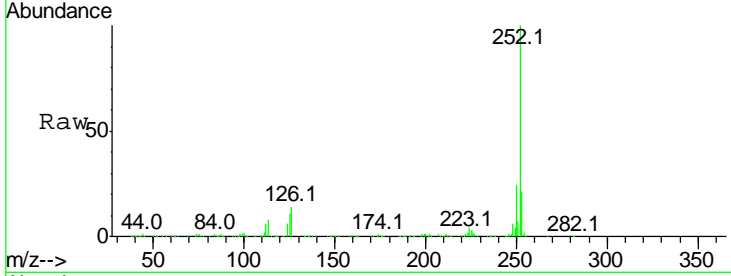


#87  
 Benzo(b)fluoranthene  
 Concen: 42.611 ng  
 RT: 15.11 min Scan# 2214  
 Delta R.T. 0.00 min  
 Lab File: BF100332.D  
 Acq: 9 Nov 2017 10:39

Instrument :  
 BNA\_F  
 ClientSampled :

Tgt Ion: 252 Resp: 1124889

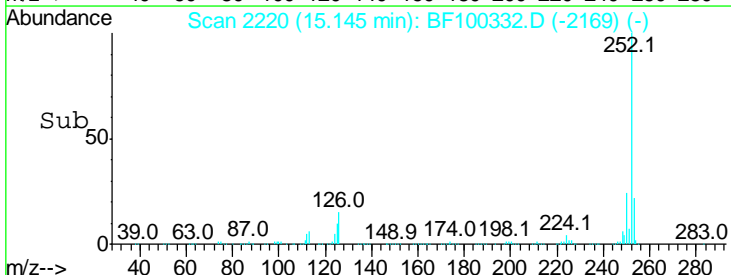
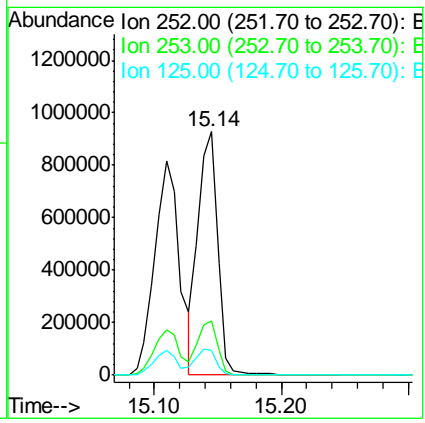
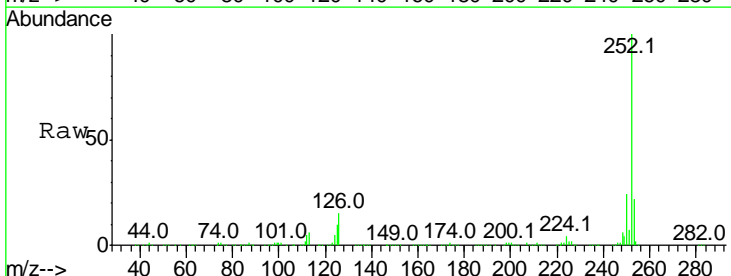
Ion	Ratio	Lower	Upper
252	100		
253	21.2	17.0	25.6
125	11.5	9.0	13.6

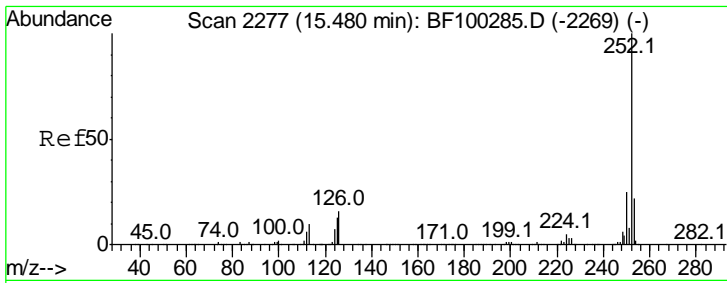


#88  
 Benzo(k)fluoranthene  
 Concen: 39.829 ng  
 RT: 15.14 min Scan# 2220  
 Delta R.T. 0.00 min  
 Lab File: BF100332.D  
 Acq: 9 Nov 2017 10:39

Tgt Ion: 252 Resp: 993465

Ion	Ratio	Lower	Upper
252	100		
253	22.5	17.9	26.9
125	10.2	10.2	15.2

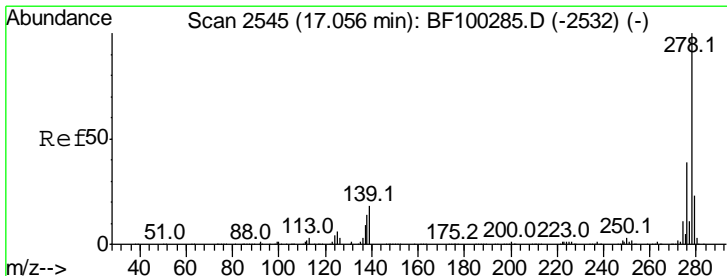
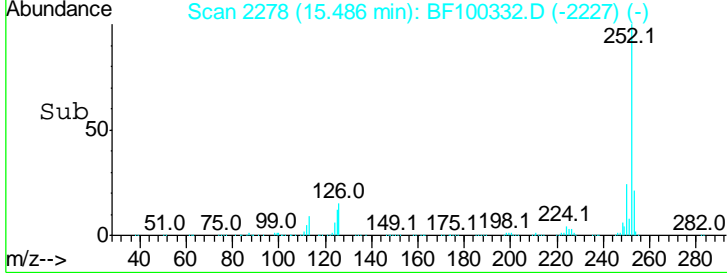
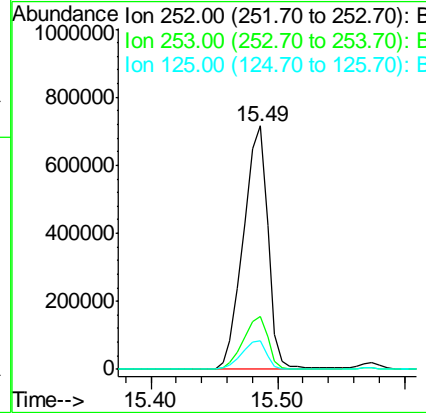
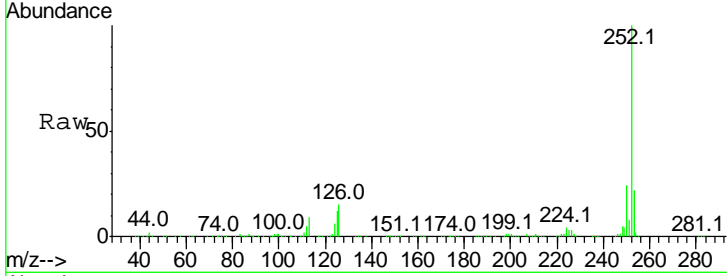




#89  
 Benzo(a)pyrene  
 Concen: 41.194 ng  
 RT: 15.49 min Scan# 2278  
 Delta R.T. 0.00 min  
 Lab File: BF100332.D  
 Acq: 9 Nov 2017 10:39

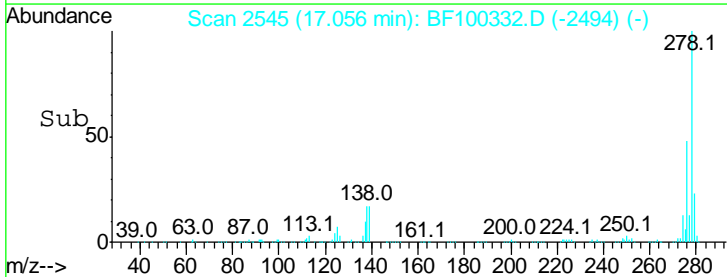
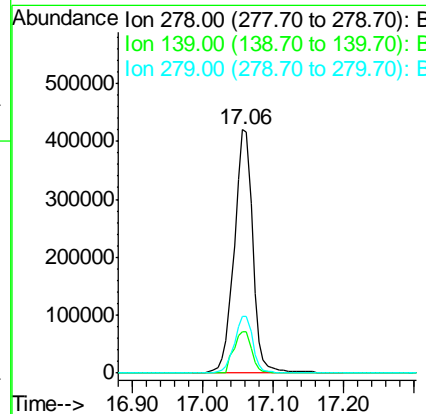
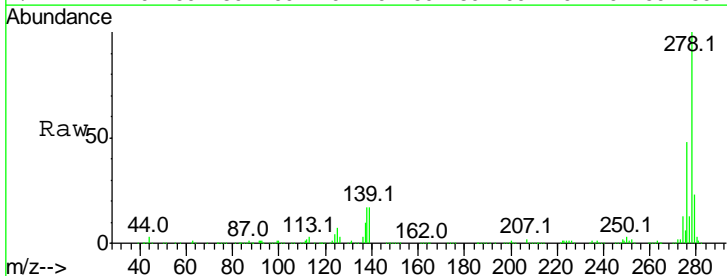
Instrument :  
 BNA\_F  
 ClientSampled :

Tgt Ion	Resp	Lower	Upper
252	100		
253	21.5	17.1	25.7
125	11.8	9.8	14.6

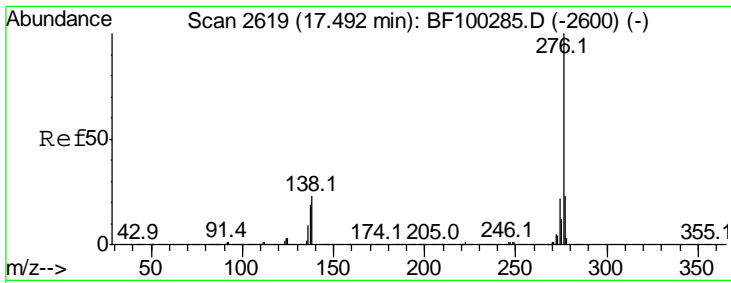


#90  
 Dibenzo(a,h)anthracene  
 Concen: 40.405 ng  
 RT: 17.06 min Scan# 2545  
 Delta R.T. 0.00 min  
 Lab File: BF100332.D  
 Acq: 9 Nov 2017 10:39

Tgt Ion	Resp	Lower	Upper
278	100		
139	17.1	15.9	23.9
279	23.4	19.0	28.4







#91  
 Benzo(a,h,i)perylene  
 Concen: 40.234 ng  
 RT: 17.49 min Scan# 2619  
 Delta R.T. 0.00 min  
 Lab File: BF100332.D  
 Acq: 9 Nov 2017 10:39

Instrument :  
 BNA\_F  
 ClientSampled :

Tot Ion: 276 Resp: 753809

Ion	Ratio	Lower	Upper
276	100		
277	23.4	17.9	26.9
138	23.8	21.8	32.8

