

Data Path : \\74.0.250.170\SVOASRV\HPCHEM1\BNA F\DATA\BF111417\
 Data File : BF100564.D
 Acq On : 15 Nov 2017 3:01
 Operator : SJ/JU
 Sample : PB104235BSD
 Misc :
 ALS Vial : 27 Sample Multiplier: 1

Instrument :
 BNA_F
 ClientSampleId :
 PB104235BSD

Quant Time: Nov 15 06:27:57 2017
 Quant Method : Z:\HPCHEM1\BNA F\METHODS\8270-BF110817.M
 Quant Title : ASP BNA STANDARDS FOR 5 POINT CALIBRATION
 QLast Update : Tue Nov 14 14:17:16 2017
 Response via : Initial Calibration

Internal Standards	R.T.	QIon	Response	Conc	Units	Dev(Min)
1) 1,4-Dichlorobenzene-d4	6.89	152	117224	20.00	ng	0.00
21) Naphthalene-d8	8.17	136	444219	20.00	ng	0.00
38) Acenaphthene-d10	9.92	164	178044	20.00	ng	0.00
63) Phenanthrene-d10	11.41	188	280652	20.00	ng	0.00
75) Chrysene-d12	14.04	240	238838	20.00	ng	0.00
86) Perylene-d12	15.52	264	172996	20.00	ng	0.00

System Monitoring Compounds

5) 2-Fluorophenol	5.51	112	592394	81.01	ng	0.01
7) Phenol-d6	6.51	99	716889	79.50	ng	0.00
23) Nitrobenzene-d5	7.45	82	635499	94.58	ng	0.00
41) 2,4,6-Tribromophenol	10.71	330	138673	76.43	ng	0.00
44) 2-Fluorobiphenyl	9.25	172	1091064	93.31	ng	0.00
78) Terphenyl-d14	12.99	244	777445	74.79	ng	0.00

Target Compounds

Target Compounds	R.T.	QIon	Response	Conc	Units	Qvalue
2) 1,4-Dioxane	2.75	88	124706	34.993	ng	96
3) Pyridine	3.50	79	344602	35.442	ng	93
4) n-Nitrosodimethylamine	3.46	42	176188	37.323	ng	98
6) Aniline	6.55	93	309247	24.274	ng	100
8) 2-Chlorophenol	6.67	128	322847	41.732	ng	98
9) Benzaldehyde	6.43	77	142247	22.088	ng	99
10) Phenol	6.53	94	399824	42.235	ng	97
11) bis(2-Chloroethyl)ether	6.62	93	312104	39.251	ng	98
12) 1,3-Dichlorobenzene	6.83	146	360775	40.449	ng	97
13) 1,4-Dichlorobenzene	6.90	146	362224	40.125	ng	98
14) 1,2-Dichlorobenzene	7.06	146	332929	39.888	ng	97
15) Benzyl Alcohol	7.02	79	273180	38.816	ng	98
16) 2,2'-oxybis(1-Chloropropan	7.16	45	559288	43.977	ng	98
17) 2-Methylphenol	7.13	107	275493	41.671	ng	100
18) Hexachloroethane	7.40	117	98382	33.053	ng	95
19) n-Nitroso-di-n-propylamine	7.30	70	216650	34.643	ng	94
20) 3+4-Methylphenols	7.29	107	324774	38.821	ng	# 83
22) Acetophenone	7.29	105	417786	38.569	ng	# 92
24) Nitrobenzene	7.47	77	332447	48.072	ng	97
25) Isophorone	7.70	82	605101	42.856	ng	100
26) 2-Nitrophenol	7.78	139	150264	46.529	ng	97
27) 2,4-Dimethylphenol	7.82	122	296559	46.854	ng	99
28) bis(2-Chloroethoxy)methane	7.92	93	387609	41.968	ng	99
29) 2,4-Dichlorophenol	8.02	162	262481	43.440	ng	97
30) 1,2,4-Trichlorobenzene	8.11	180	280322	42.888	ng	96
31) Naphthalene	8.19	128	878360	41.053	ng	99
32) Benzoic acid	7.92	122	115112	28.484	ng	99
33) 4-Chloroaniline	8.23	127	187815	21.088	ng	99
34) Hexachlorobutadiene	8.30	225	160650	41.339	ng	99
35) Caprolactam	8.60	113	72720	35.069	ng	91
36) 4-Chloro-3-methylphenol	8.72	107	259033	39.915	ng	94
37) 2-Methylnaphthalene	8.88	142	574466	40.442	ng	99
39) 1,2,4,5-Tetrachlorobenzene	9.05	216	261796	44.336	ng	# 97
40) Hexachlorocyclopentadiene	9.03	237	43971	15.822	ng	95

Data Path : \\74.0.250.170\SVOASRV\HPCHEM1\BNA F\DATA\BF111417\
 Data File : BF100564.D
 Acq On : 15 Nov 2017 3:01
 Operator : SJ/JU
 Sample : PB104235BSD
 Misc :
 ALS Vial : 27 Sample Multiplier: 1

Instrument :
 BNA_F
 ClientSampleId :
 PB104235BSD

Quant Time: Nov 15 06:27:57 2017
 Quant Method : Z:\HPCHEM1\BNA F\METHODS\8270-BF110817.M
 Quant Title : ASP BNA STANDARDS FOR 5 POINT CALIBRATION
 QLast Update : Tue Nov 14 14:17:16 2017
 Response via : Initial Calibration

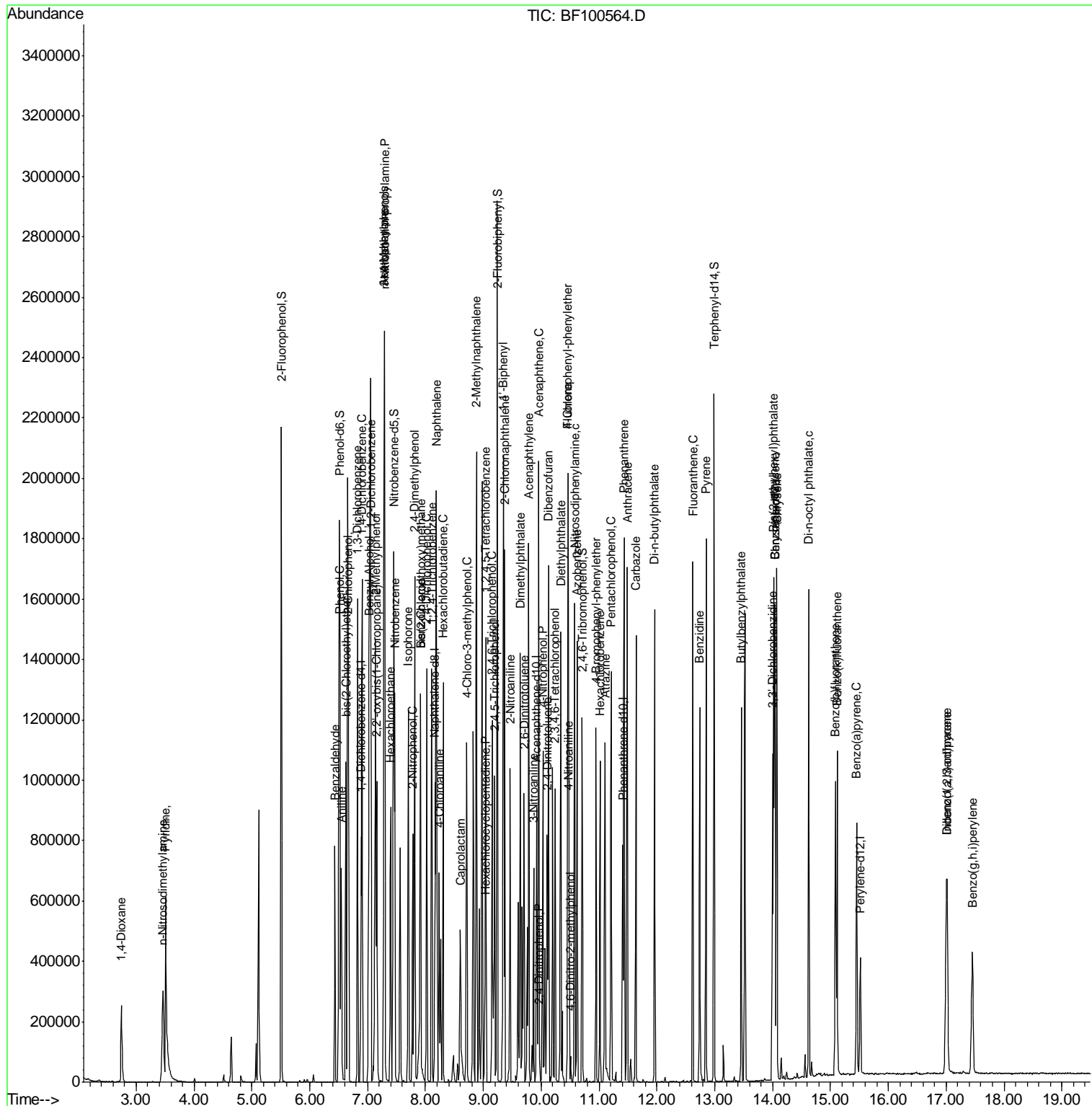
Internal Standards	R.T.	QIon	Response	Conc	Units	Dev(Min)	
42) 2,4,6-Trichlorophenol	9.16	196	172805	46.175	ng		99
43) 2,4,5-Trichlorophenol	9.20	196	170115	43.873	ng	#	90
45) 1,1'-Biphenyl	9.35	154	659254	42.812	ng		99
46) 2-Chloronaphthalene	9.37	162	506576	45.346	ng		97
47) 2-Nitroaniline	9.46	65	162545	49.170	ng		98
48) Acenaphthylene	9.79	152	752935	40.669	ng		99
49) Dimethylphthalate	9.64	163	608072	44.731	ng		99
50) 2,6-Dinitrotoluene	9.70	165	120285	44.702	ng		95
51) Acenaphthene	9.96	154	437867	38.888	ng		99
52) 3-Nitroaniline	9.87	138	116418	36.639	ng		90
53) 2,4-Dinitrophenol	9.97	184	8997	17.728	ng	#	20
54) Dibenzofuran	10.13	168	641478	40.649	ng		98
55) 4-Nitrophenol	10.03	139	181144	70.209	ng		94
56) 2,4-Dinitrotoluene	10.10	165	144582	42.592	ng	#	96
57) Fluorene	10.47	166	458243	39.638	ng		99
58) 2,3,4,6-Tetrachlorophenol	10.25	232	126876	39.926	ng	#	86
59) Diethylphthalate	10.34	149	558167	41.031	ng		97
60) 4-Chlorophenyl-phenylether	10.46	204	237647	41.904	ng	#	87
61) 4-Nitroaniline	10.49	138	118388	39.293	ng		89
62) Azobenzene	10.62	77	480707	37.518	ng		94
64) 4,6-Dinitro-2-methylphenol	10.51	198	9777	14.238	ng		87
65) n-Nitrosodiphenylamine	10.58	169	446198	45.724	ng		95
66) 4-Bromophenyl-phenylether	10.95	248	141753	47.117	ng	#	86
67) Hexachlorobenzene	11.02	284	139040	44.188	ng		93
68) Atrazine	11.10	200	130129	44.053	ng		96
69) Pentachlorophenol	11.21	266	145988	64.703	ng		96
70) Phenanthrene	11.43	178	633082	42.843	ng		99
71) Anthracene	11.49	178	642980	42.889	ng		99
72) Carbazole	11.64	167	585619	42.335	ng		98
73) Di-n-butylphthalate	11.96	149	744183	45.972	ng		98
74) Fluoranthene	12.62	202	673316	42.994	ng		97
76) Benzidine	12.74	184	528107	55.213	ng		99
77) Pyrene	12.85	202	695081	40.826	ng		99
79) Butylbenzylphthalate	13.46	149	300500	43.280	ng	#	92
80) Benzo(a)anthracene	14.03	228	619840	43.096	ng		99
81) 3,3'-Dichlorobenzidine	14.00	252	229582	44.552	ng	#	97
82) Chrysene	14.07	228	588595	42.261	ng		99
83) Bis(2-ethylhexyl)phthalate	14.02	149	421079	46.111	ng		99
84) Di-n-octyl phthalate	14.63	149	738745	47.090	ng		100
85) Indeno(1,2,3-cd)pyrene	17.00	276	397738	35.306	ng		96
87) Benzo(b)fluoranthene	15.09	252	449975	43.904	ng		98
88) Benzo(k)fluoranthene	15.12	252	454529	46.936	ng		97
89) Benzo(a)pyrene	15.46	252	398163	43.821	ng		99
90) Dibenzo(a,h)anthracene	17.02	278	331510	44.613	ng		97
91) Benzo(g,h,i)perylene	17.45	276	336597	46.275	ng		95

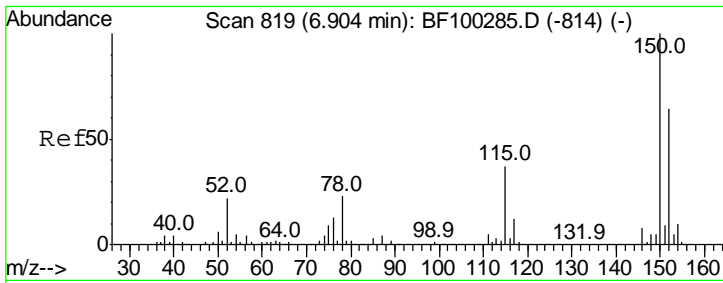
(#) = qualifier out of range (m) = manual integration (+) = signals summed

Data Path : \\74.0.250.170\SVOASRV\HPCHEM1\BNA F\DATA\BF111417\
 Data File : BF100564.D
 Acq On : 15 Nov 2017 3:01
 Operator : SJ/JU
 Sample : PB104235BSD
 Misc :
 ALS Vial : 27 Sample Multiplier: 1

Instrument :
 BNA_F
 Client Sampled :
 PB104235BSD

Quant Time: Nov 15 06:27:57 2017
 Quant Method : Z:\HPCHEM1\BNA F\METHODS\8270-BF110817.M
 Quant Title : ASP BNA STANDARDS FOR 5 POINT CALIBRATION
 QLast Update : Tue Nov 14 14:17:16 2017
 Response via : Initial Calibration



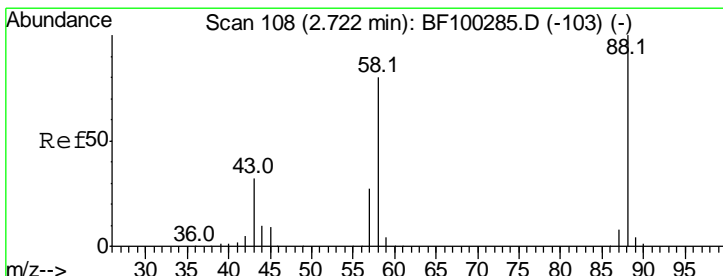
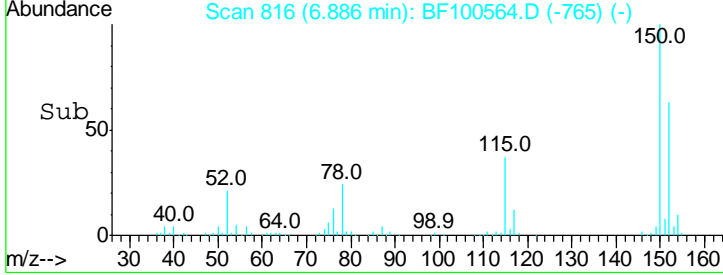
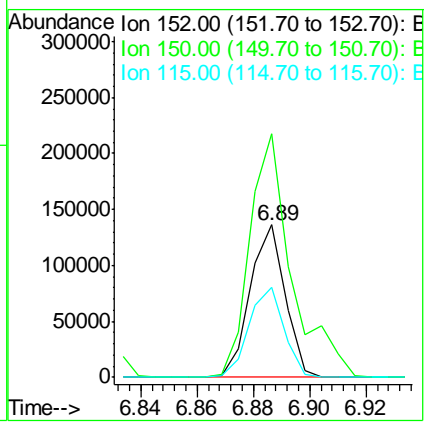
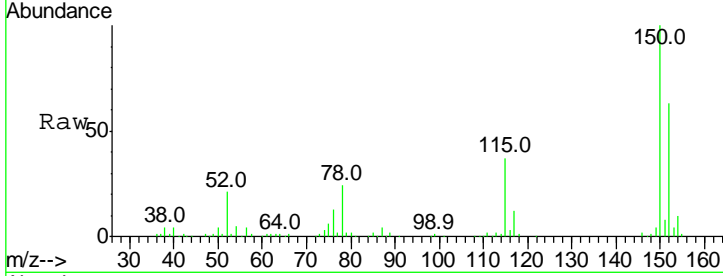


#1
 1,4-Dichlorobenzene-d4
 Concen: 20.000 ng
 RT: 6.89 min Scan# 816
 Delta R.T. -0.00 min
 Lab File: BF100564.D
 Acq: 15 Nov 2017 3:01

Instrument :
 BNA_F
 ClientSampleId :
 PB104235BSD

Tgt Ion: 152 Resp: 117224

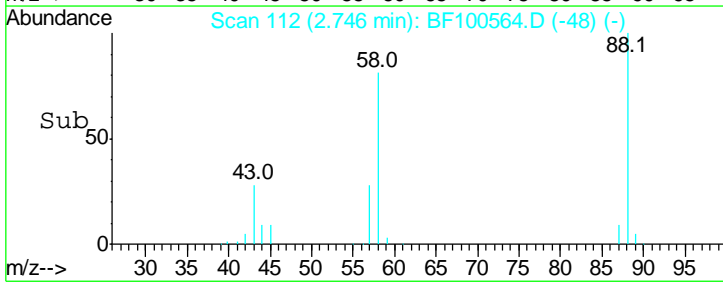
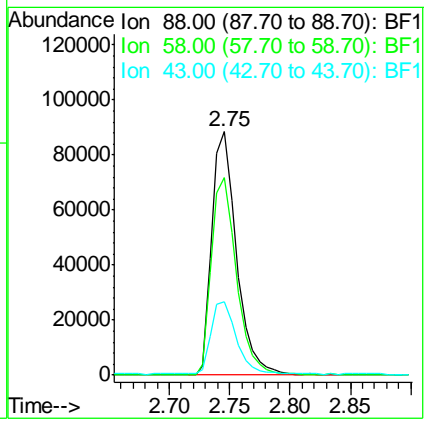
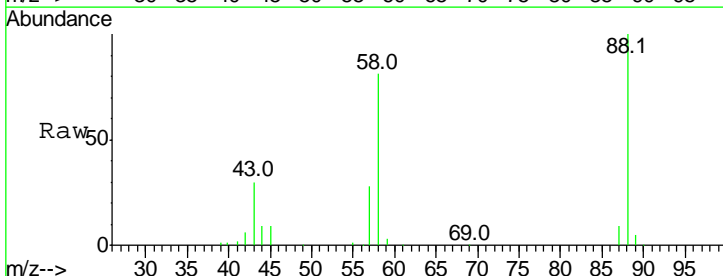
Ion	Ratio	Lower	Upper
152	100		
150	159.5	124.6	186.8
115	58.8	50.1	75.1

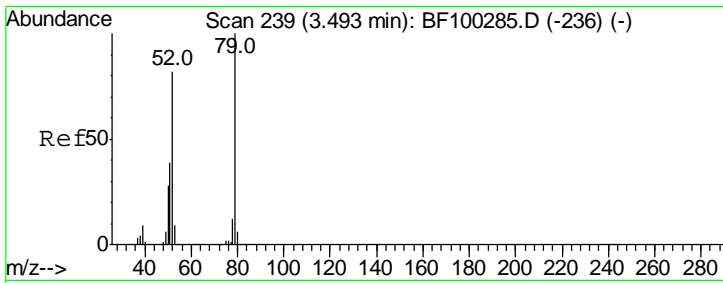


#2
 1,4-Dioxane
 Concen: 34.993 ng
 RT: 2.75 min Scan# 112
 Delta R.T. 0.08 min
 Lab File: BF100564.D
 Acq: 15 Nov 2017 3:01

Tgt Ion: 88 Resp: 124706

Ion	Ratio	Lower	Upper
88	100		
58	82.4	62.6	93.8
43	32.2	24.6	37.0

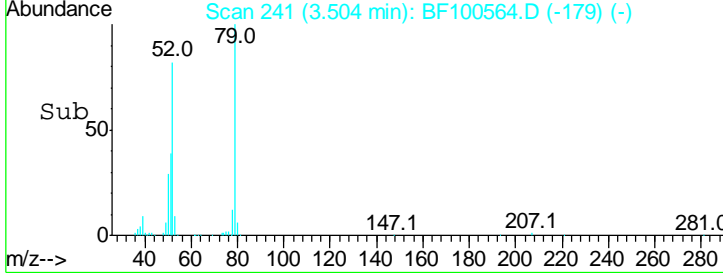
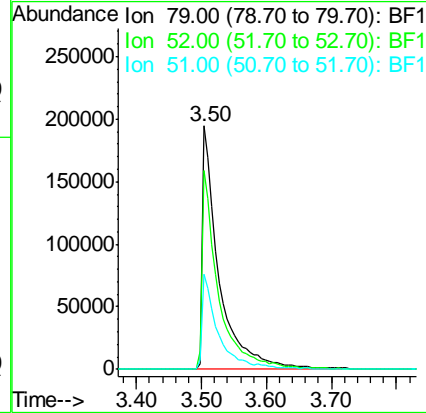
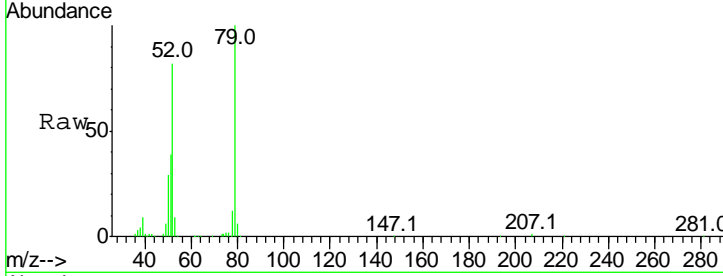




#3
 Pyridine
 Concen: 35.442 ng
 RT: 3.50 min Scan# 241
 Delta R.T. 0.06 min
 Lab File: BF100564.D
 Acq: 15 Nov 2017 3:01

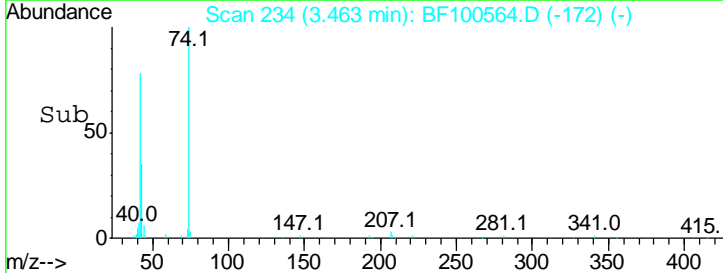
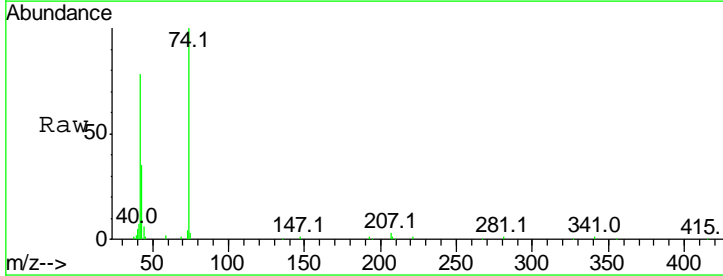
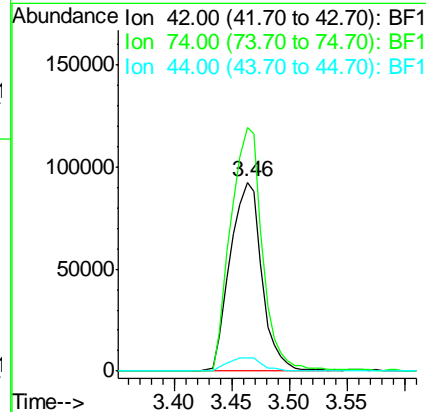
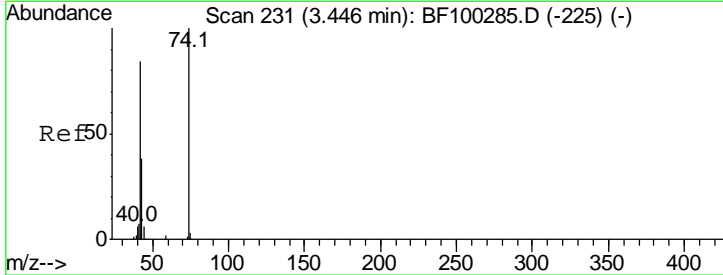
Instrument :
 BNA_F
 ClientSampled :
 PB104235BSD

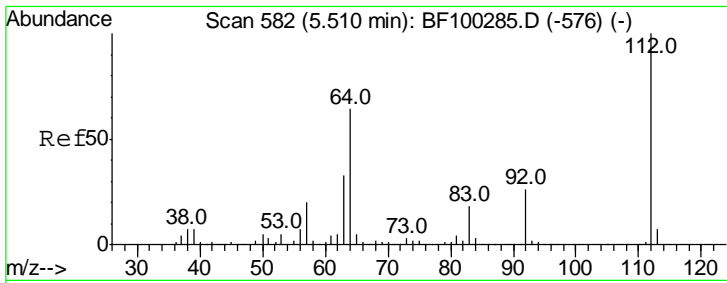
Tgt Ion	Resp	Lower	Upper
79	100		
52	81.9	59.8	89.6
51	38.9	29.8	44.8



#4
 n-Nitrosodimethylamine
 Concen: 37.323 ng
 RT: 3.46 min Scan# 234
 Delta R.T. 0.06 min
 Lab File: BF100564.D
 Acq: 15 Nov 2017 3:01

Tgt Ion	Resp	Lower	Upper
42	100		
74	128.9	104.9	157.3
44	7.3	6.9	10.3

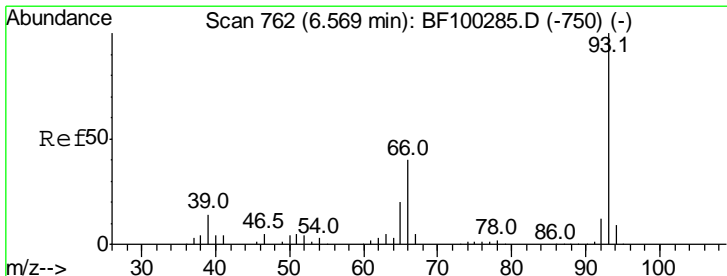
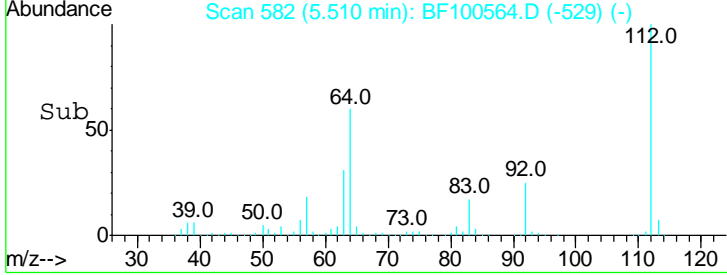
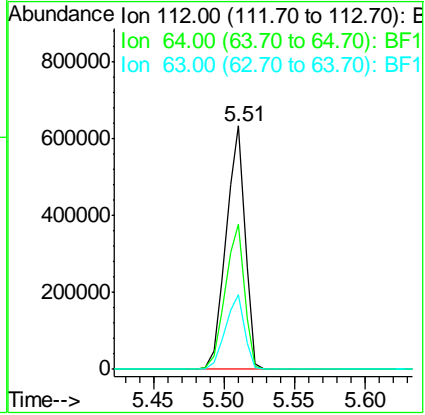
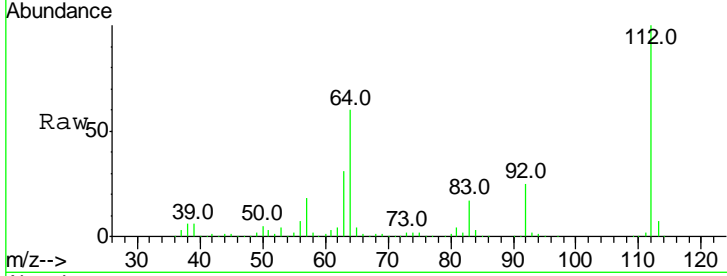




#5
 2-Fluorophenol
 Concen: 81.007 ng
 RT: 5.51 min Scan# 582
 Delta R.T. 0.01 min
 Lab File: BF100564.D
 Acq: 15 Nov 2017 3:01

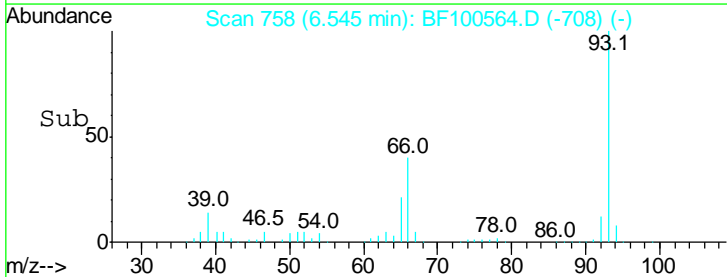
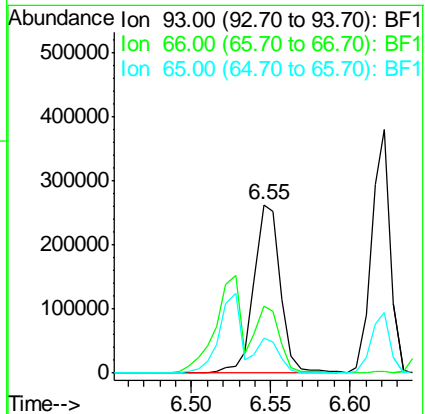
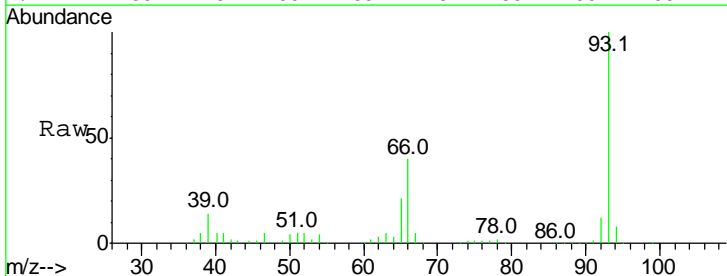
Instrument :
 BNA_F
 ClientSampled :
 PB104235BSD

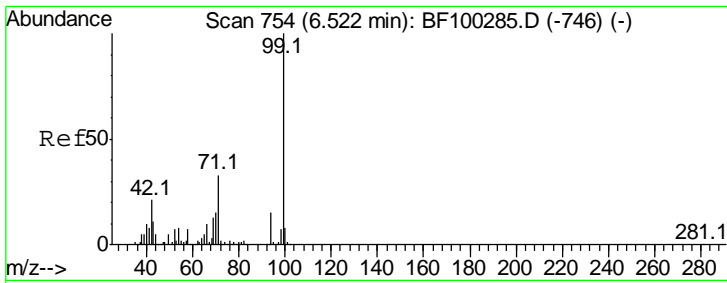
Tgt Ion	Resp	Lower	Upper
112	100		
64	59.6	47.9	71.9
63	30.7	23.7	35.5



#6
 Aniline
 Concen: 24.274 ng
 RT: 6.55 min Scan# 758
 Delta R.T. -0.01 min
 Lab File: BF100564.D
 Acq: 15 Nov 2017 3:01

Tgt Ion	Resp	Lower	Upper
93	100		
66	40.1	32.2	48.2
65	20.7	16.4	24.6

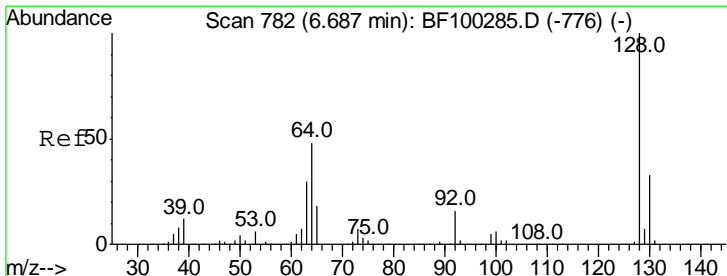
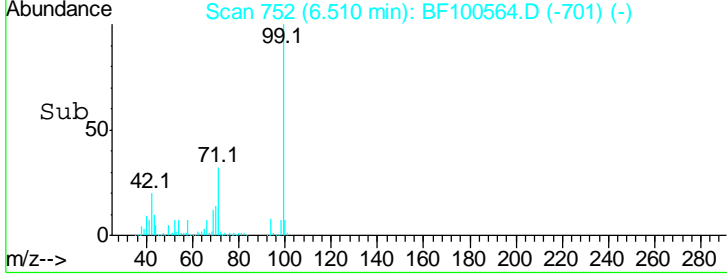
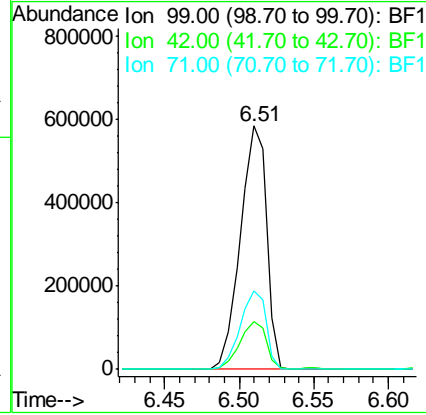
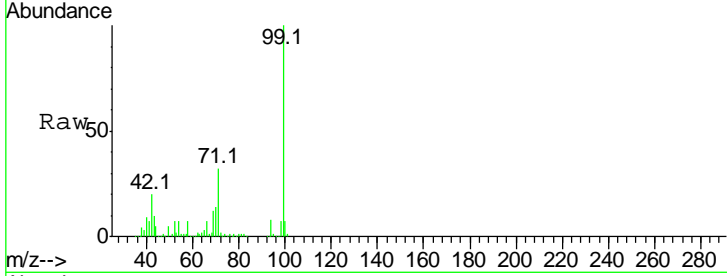




#7
 Phenol-d6
 Concen: 79.498 ng
 RT: 6.51 min Scan# 752
 Delta R.T. -0.00 min
 Lab File: BF100564.D
 Acq: 15 Nov 2017 3:01

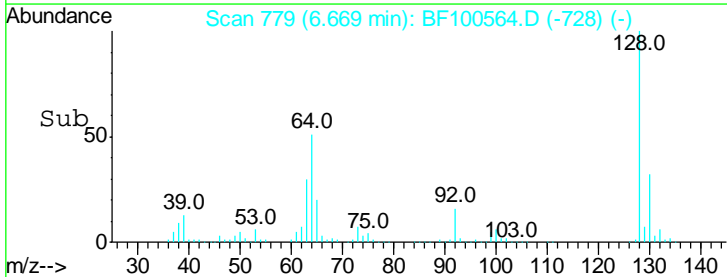
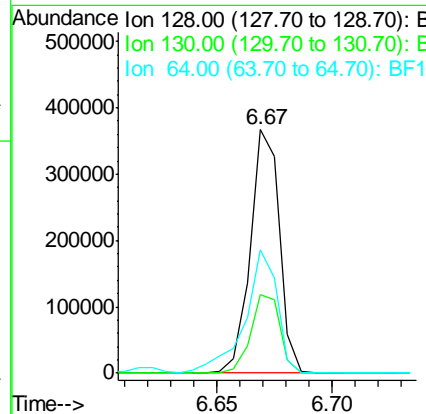
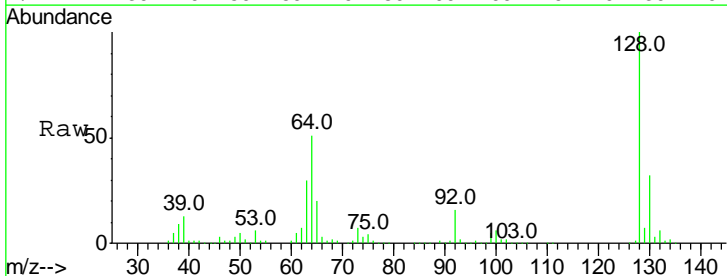
Instrument :
 BNA_F
 ClientSampled :
 PB104235BSD

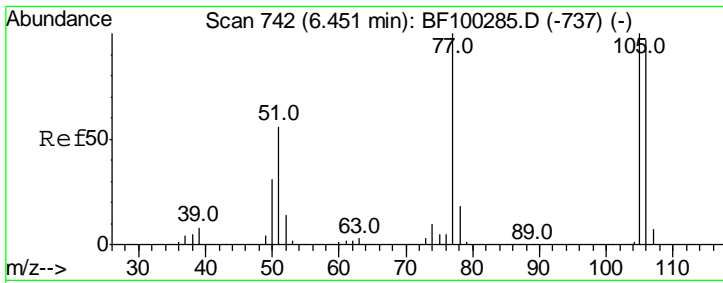
Tgt Ion	Resp	Lower	Upper
99	100		
42	19.8	14.5	21.7
71	32.5	25.4	38.0



#8
 2-Chlorophenol
 Concen: 41.732 ng
 RT: 6.67 min Scan# 779
 Delta R.T. -0.00 min
 Lab File: BF100564.D
 Acq: 15 Nov 2017 3:01

Tgt Ion	Resp	Lower	Upper
128	100		
130	32.2	13.0	53.0
64	50.7	29.4	69.4

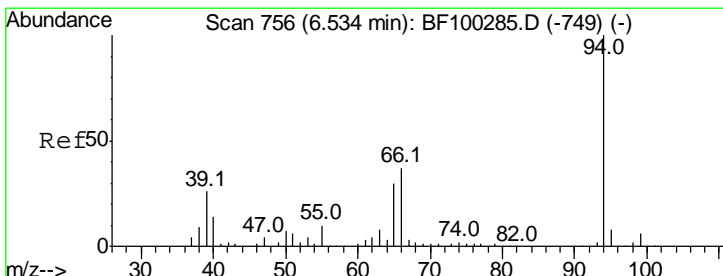
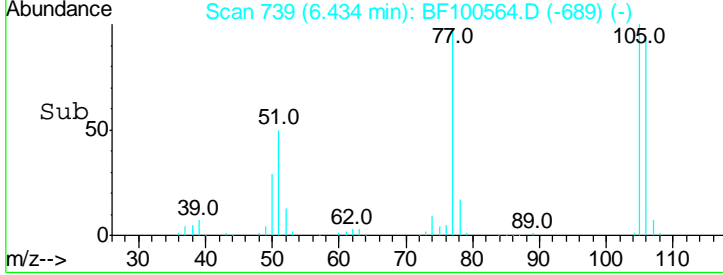
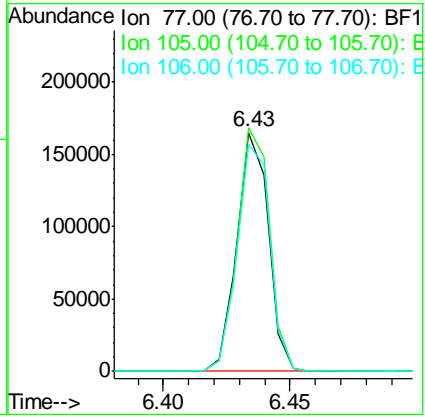
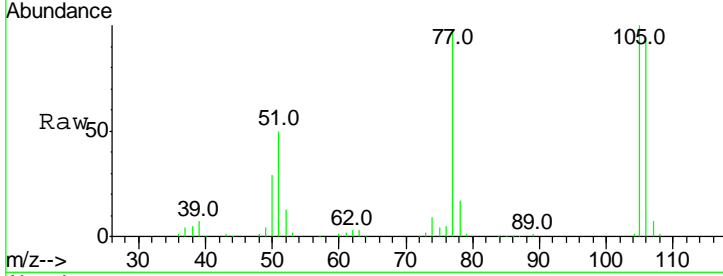




#9
Benzaldehyde
Concen: 22.088 ng
RT: 6.43 min Scan# 739
Delta R.T. -0.01 min
Lab File: BF100564.D
Acq: 15 Nov 2017 3:01

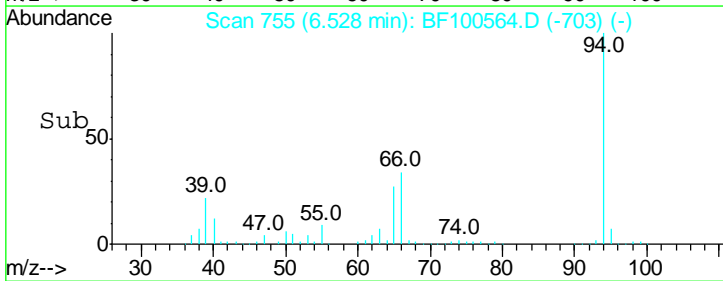
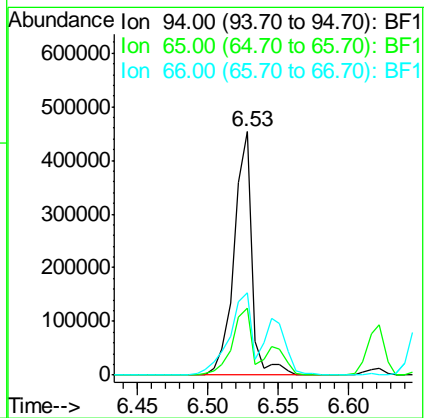
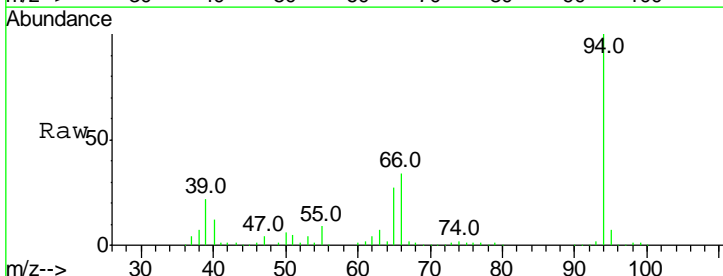
Instrument :
BNA_F
ClientSampleId :
PB104235BSD

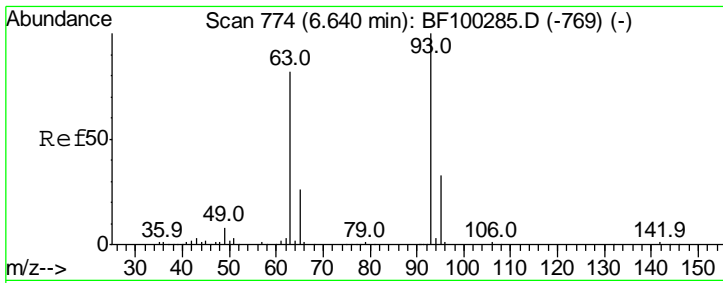
Tgt Ion	Resp	Lower	Upper
77	142247		
105	101.9	81.1	121.1
106	95.0	74.5	114.5



#10
Phenol
Concen: 42.235 ng
RT: 6.53 min Scan# 755
Delta R.T. 0.01 min
Lab File: BF100564.D
Acq: 15 Nov 2017 3:01

Tgt Ion	Resp	Lower	Upper
94	399824		
65	27.3	7.9	47.9
66	33.8	16.2	56.2

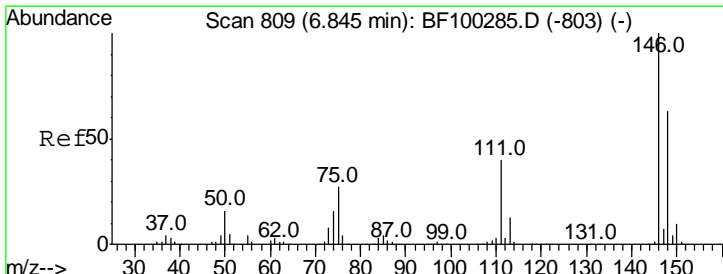
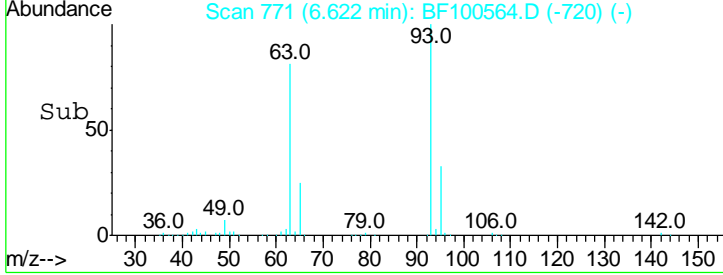
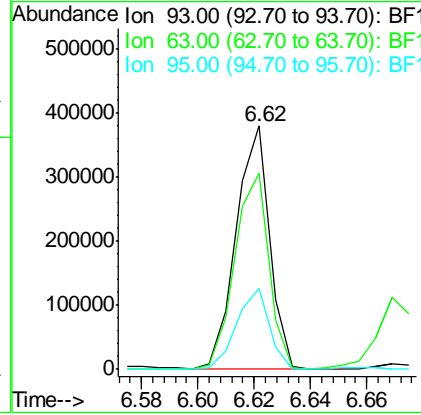
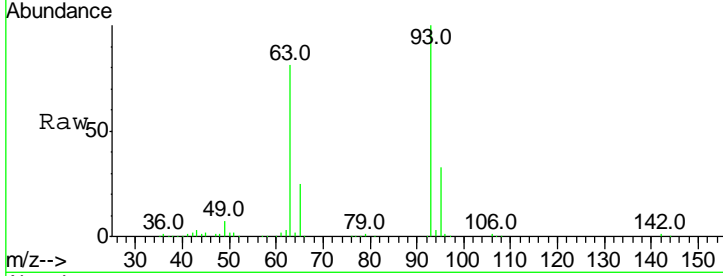




#11
 bis(2-Chloroethyl)ether
 Concen: 39.251 ng
 RT: 6.62 min Scan# 771
 Delta R.T. -0.00 min
 Lab File: BF100564.D
 Acq: 15 Nov 2017 3:01

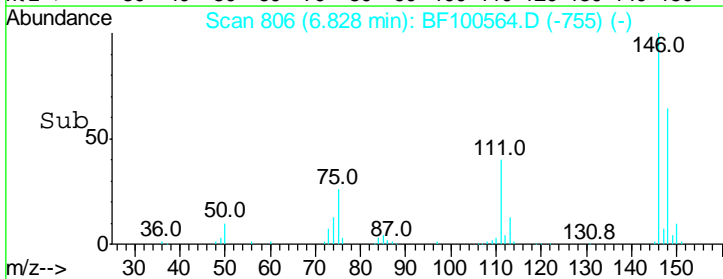
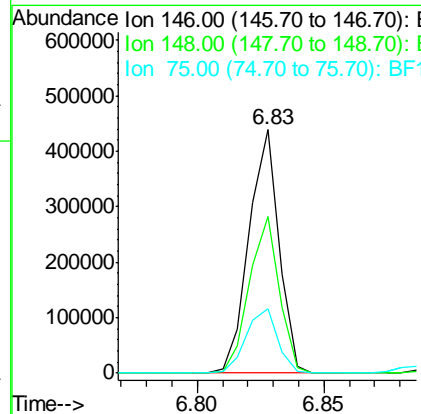
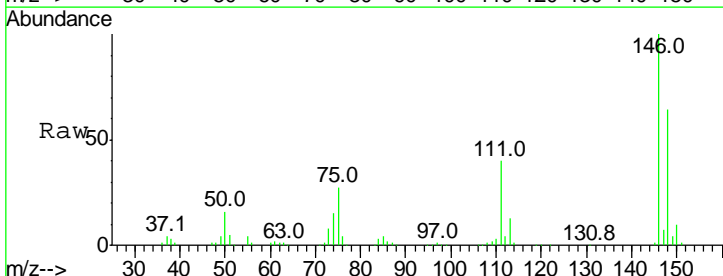
Instrument :
 BNA_F
ClientSampleId :
 PB104235BSD

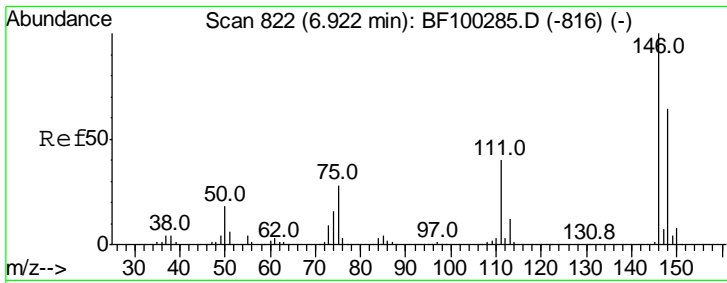
Tgt Ion	Resp	Lower	Upper
93	312104		
93	100		
63	80.5	58.6	98.6
95	33.1	11.8	51.8



#12
 1,3-Dichlorobenzene
 Concen: 40.449 ng
 RT: 6.83 min Scan# 806
 Delta R.T. -0.00 min
 Lab File: BF100564.D
 Acq: 15 Nov 2017 3:01

Tgt Ion	Resp	Lower	Upper
146	360775		
146	100		
148	64.1	51.8	77.8
75	26.6	24.2	36.4

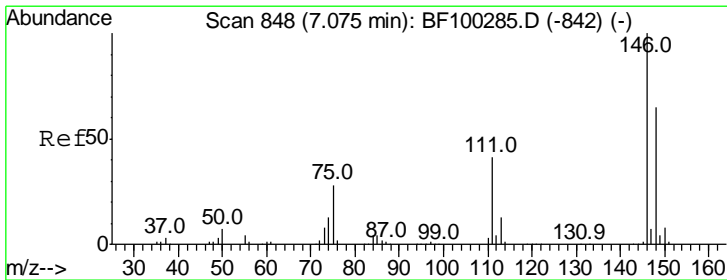
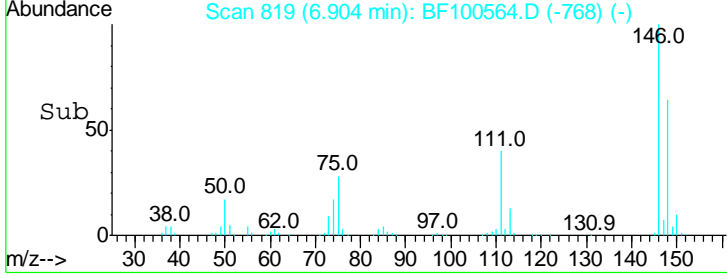
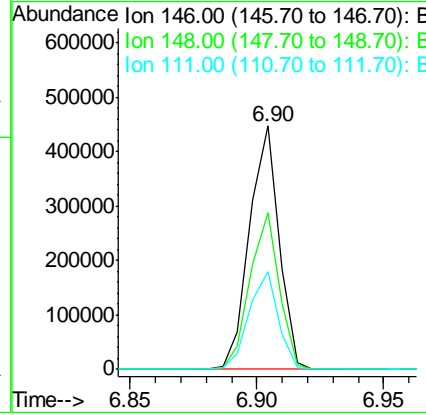
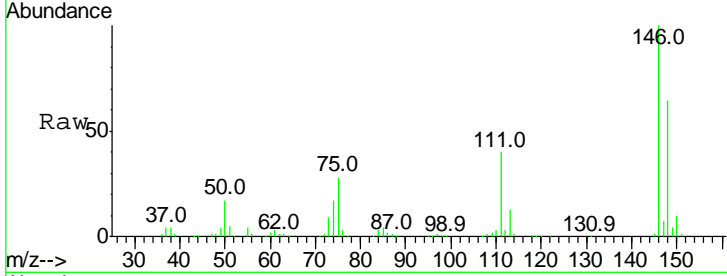




#13
 1,4-Dichlorobenzene
 Concen: 40.125 ng
 RT: 6.90 min Scan# 819
 Delta R.T. -0.00 min
 Lab File: BF100564.D
 Acq: 15 Nov 2017 3:01

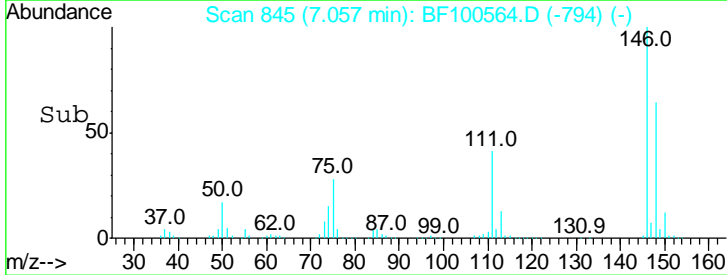
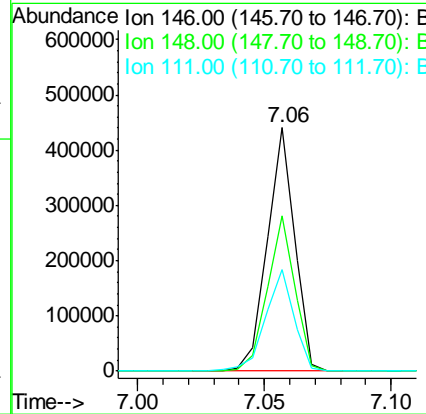
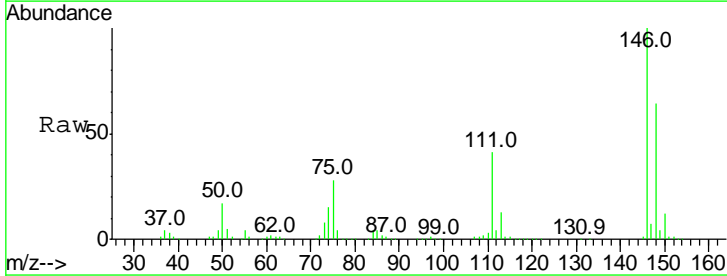
Instrument :
 BNA_F
 ClientSampleId :
 PB104235BSD

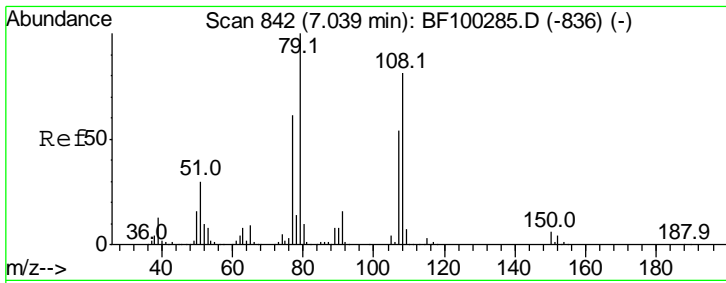
Tgt Ion	Resp	Lower	Upper
146	100		
148	64.4	50.8	76.2
111	40.1	34.2	51.2



#14
 1,2-Dichlorobenzene
 Concen: 39.888 ng
 RT: 7.06 min Scan# 845
 Delta R.T. -0.00 min
 Lab File: BF100564.D
 Acq: 15 Nov 2017 3:01

Tgt Ion	Resp	Lower	Upper
146	100		
148	64.0	50.6	75.8
111	41.5	36.0	54.0

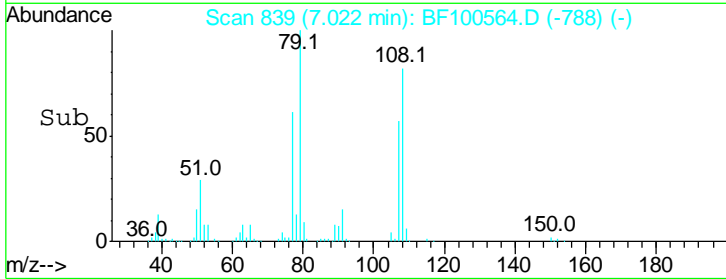
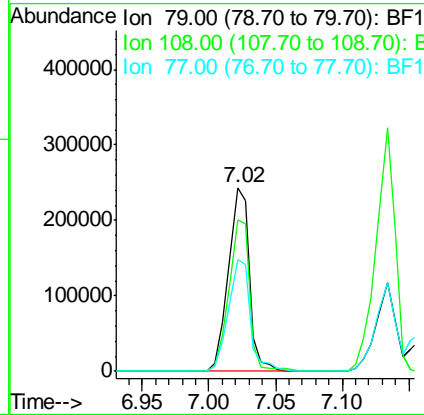
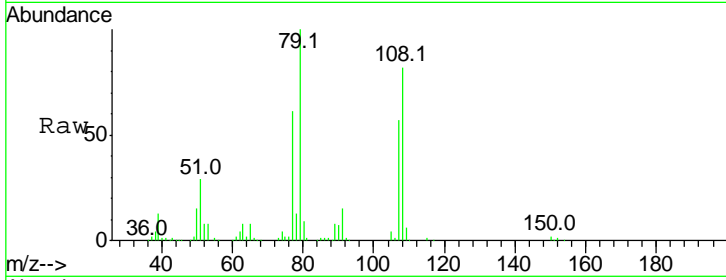




#15
Benzyl Alcohol
Concen: 38.816 ng
RT: 7.02 min Scan# 839
Delta R.T. -0.00 min
Lab File: BF100564.D
Acq: 15 Nov 2017 3:01

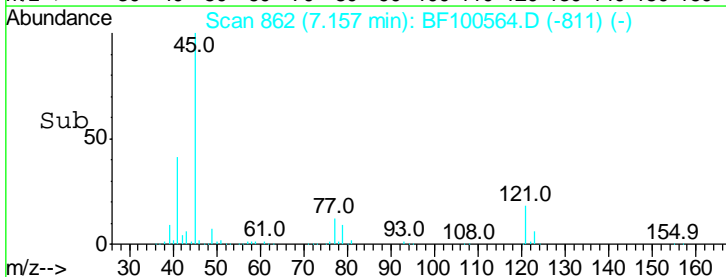
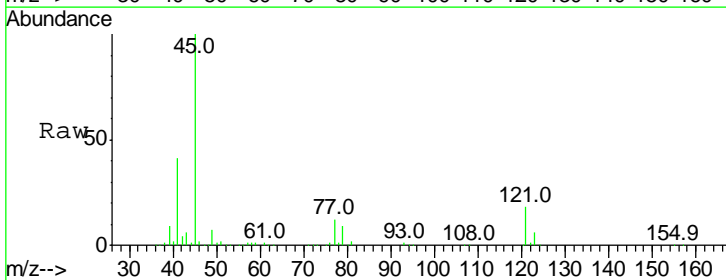
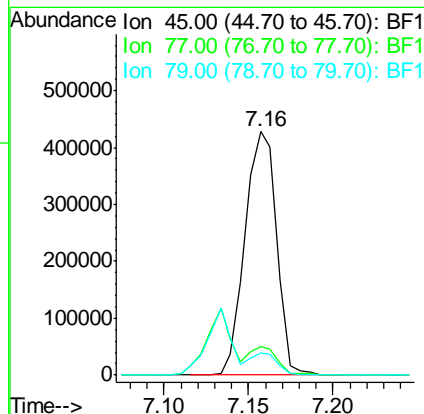
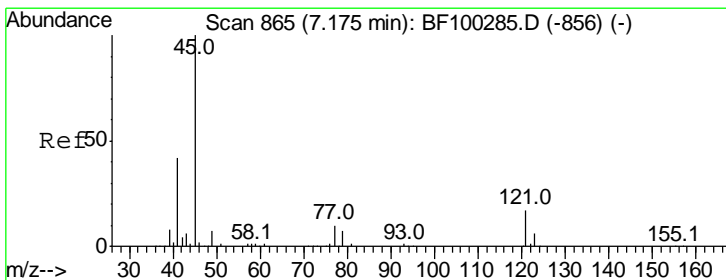
Instrument :
BNA_F
ClientSampled :
PB104235BSD

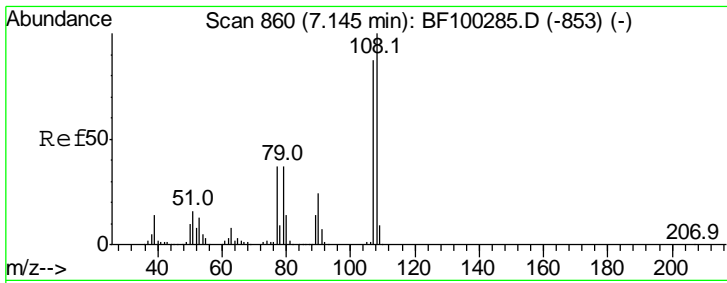
Tgt Ion	Resp	Lower	Upper
79	100		
108	82.1	65.1	97.7
77	60.6	50.6	75.8



#16
2,2'-oxybis(1-Chloropropane)
Concen: 43.977 ng
RT: 7.16 min Scan# 862
Delta R.T. -0.00 min
Lab File: BF100564.D
Acq: 15 Nov 2017 3:01

Tgt Ion	Resp	Lower	Upper
45	100		
77	11.6	0.0	32.9
79	9.2	0.0	29.6

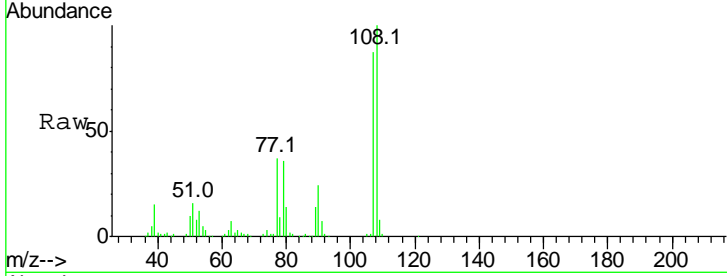




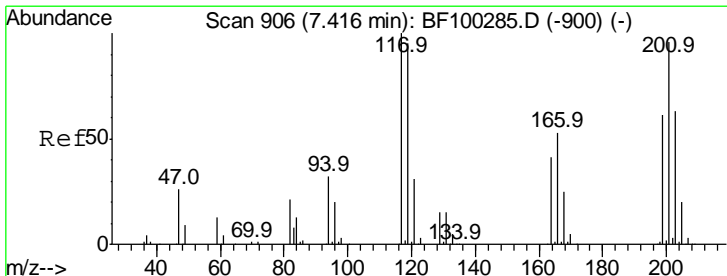
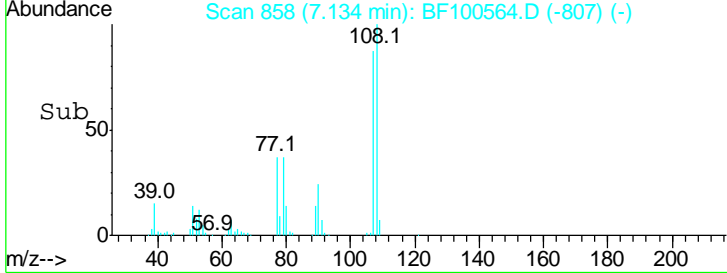
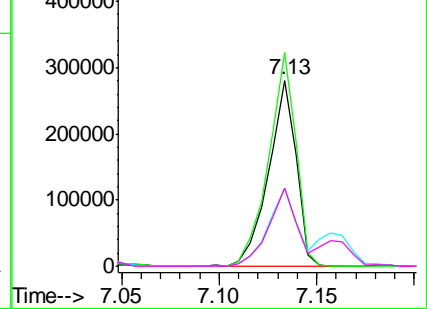
#17
 2-Methylphenol
 Concen: 41.671 ng
 RT: 7.13 min Scan# 858
 Delta R.T. -0.00 min
 Lab File: BF100564.D
 Acq: 15 Nov 2017 3:01

Instrument :
 BNA_F
 ClientSampleID :
 PB104235BSD

Tgt Ion	Resp	Lower	Upper
107	100		
108	114.9	91.7	137.5
77	42.2	33.8	50.8
79	41.9	33.8	50.8

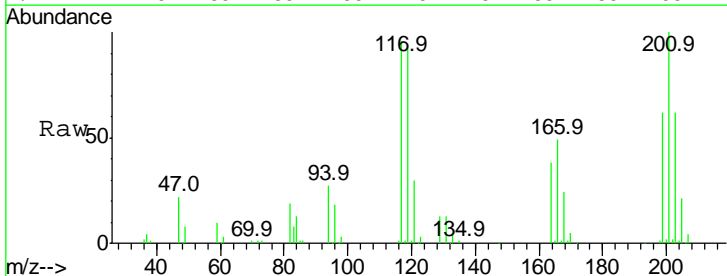


Abundance Ion 107.00 (106.70 to 107.70): E
 Ion 108.00 (107.70 to 108.70): E
 Ion 77.00 (76.70 to 77.70): BF1
 Ion 79.00 (78.70 to 79.70): BF1

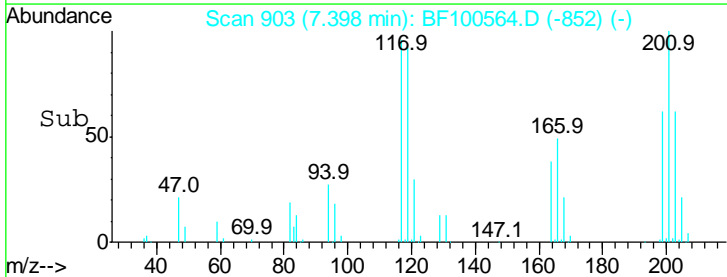
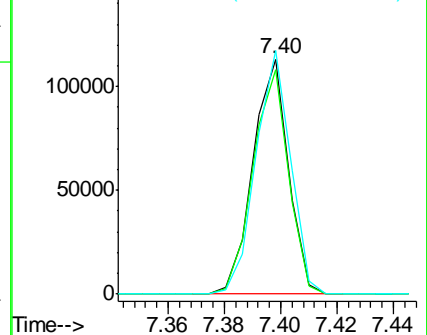


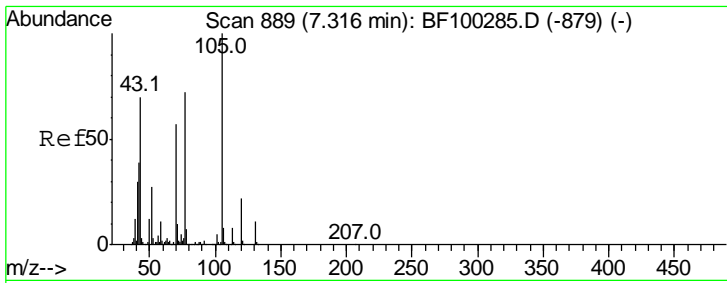
#18
 Hexachloroethane
 Concen: 33.053 ng
 RT: 7.40 min Scan# 903
 Delta R.T. -0.00 min
 Lab File: BF100564.D
 Acq: 15 Nov 2017 3:01

Tgt Ion	Resp	Lower	Upper
117	100		
119	95.7	75.8	113.8
201	103.8	75.7	113.5



Abundance Ion 117.00 (116.70 to 117.70): E
 Ion 119.00 (118.70 to 119.70): E
 Ion 201.00 (200.70 to 201.70): E

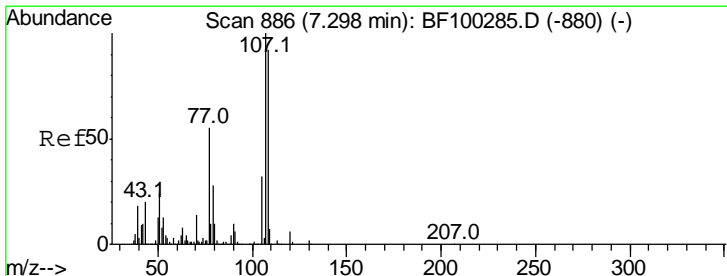
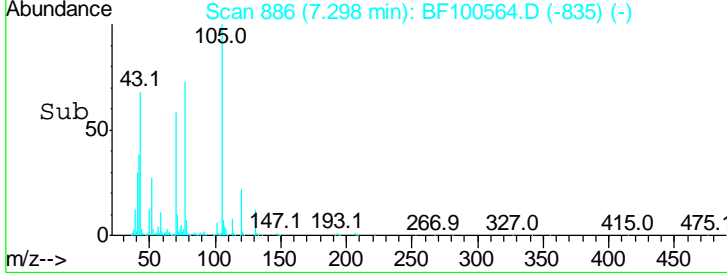
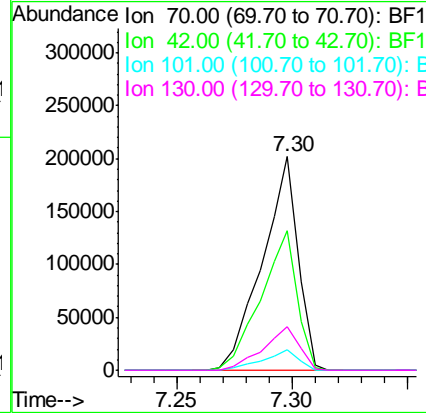
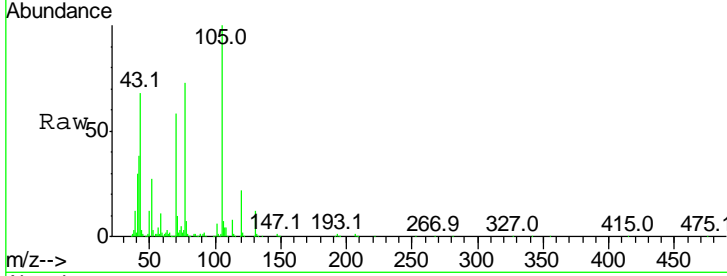




#19
 n-Nitroso-di-n-propylamine
 Concen: 34.643 ng
 RT: 7.30 min Scan# 886
 Delta R.T. -0.00 min
 Lab File: BF100564.D
 Acq: 15 Nov 2017 3:01

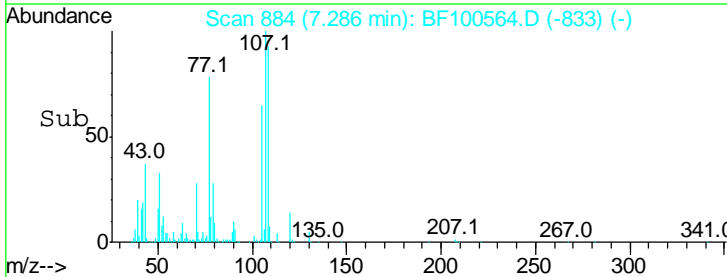
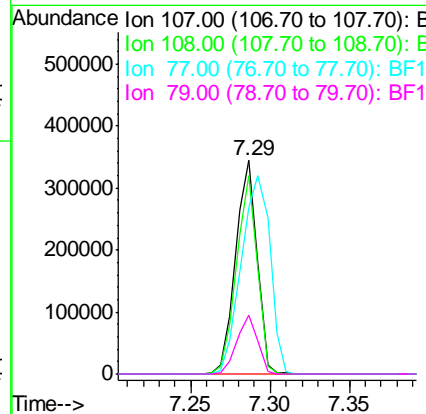
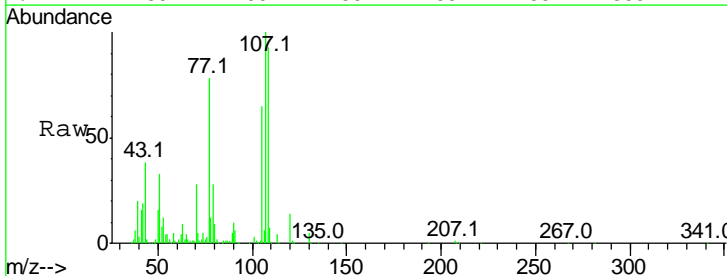
Instrument :
 BNA_F
ClientSampleId :
 PB104235BSD

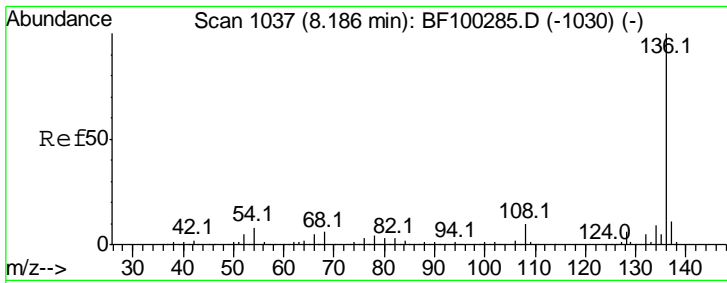
Tgt Ion	Resp	Lower	Upper
70	100		
42	65.4	47.5	71.3
101	9.7	7.4	11.2
130	20.3	16.6	25.0



#20
 3+4-Methylphenols
 Concen: 38.821 ng
 RT: 7.29 min Scan# 884
 Delta R.T. -0.00 min
 Lab File: BF100564.D
 Acq: 15 Nov 2017 3:01

Tgt Ion	Resp	Lower	Upper
107	100		
108	92.7	68.2	108.2
77	78.2	26.7	66.7#
79	27.7	6.3	46.3



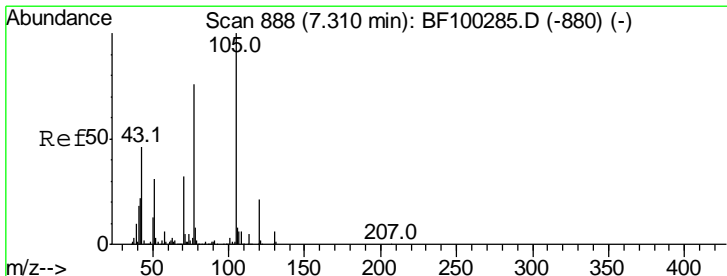
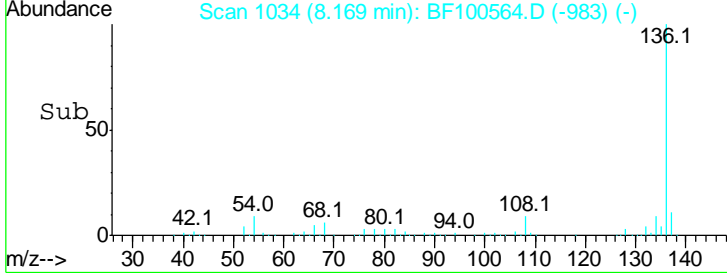
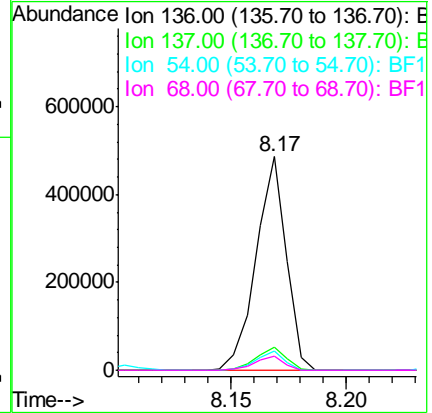
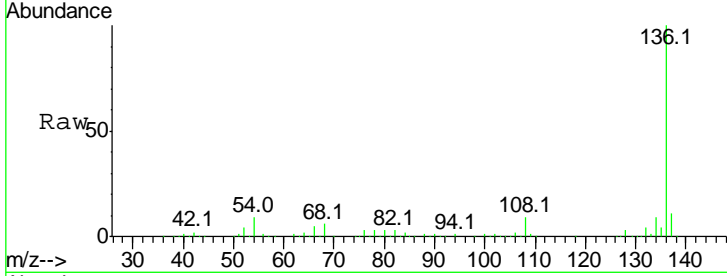


#21
 Naphthalene-d8
 Concen: 20.000 ng
 RT: 8.17 min Scan# 1034
 Delta R.T. -0.00 min
 Lab File: BF100564.D
 Acq: 15 Nov 2017 3:01

Instrument :
 BNA_F
 ClientSampled :
 PB104235BSD

Tgt Ion:136 Resp: 444219

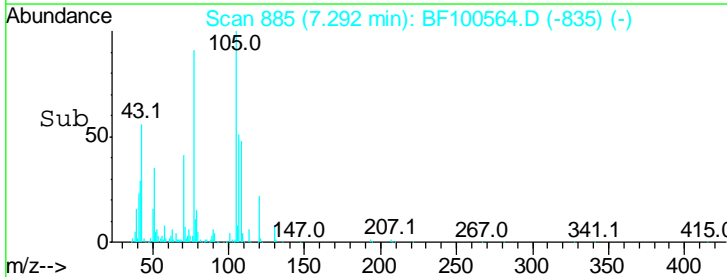
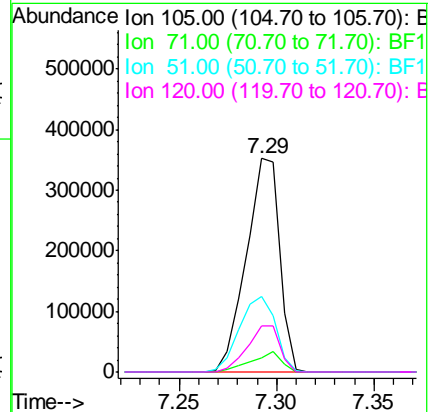
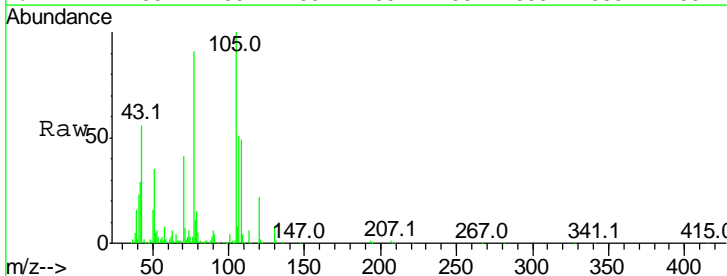
Ion	Ratio	Lower	Upper
136	100		
137	11.0	8.9	13.3
54	8.7	6.6	9.8
68	6.3	5.0	7.4

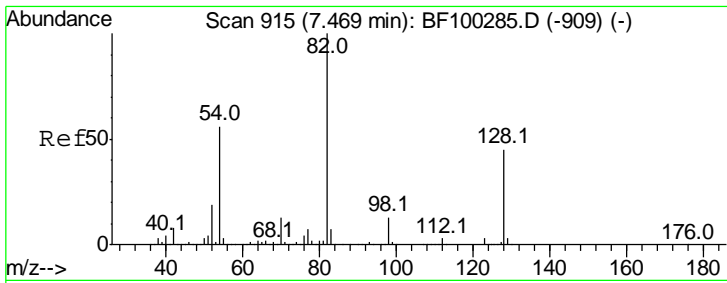


#22
 Acetophenone
 Concen: 38.569 ng
 RT: 7.29 min Scan# 885
 Delta R.T. -0.01 min
 Lab File: BF100564.D
 Acq: 15 Nov 2017 3:01

Tgt Ion:105 Resp: 417786

Ion	Ratio	Lower	Upper
105	100		
71	6.8	4.4	6.6#
51	35.5	22.3	33.5#
120	21.8	16.9	25.3

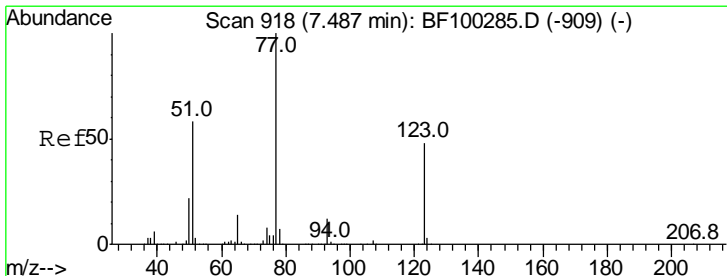
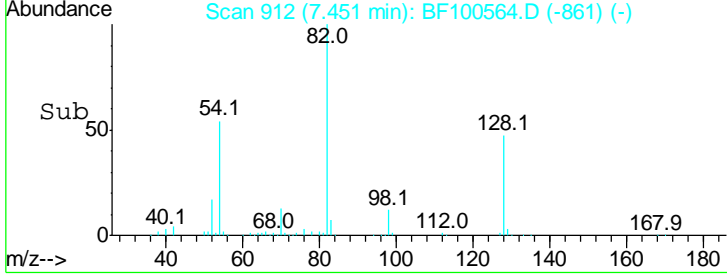
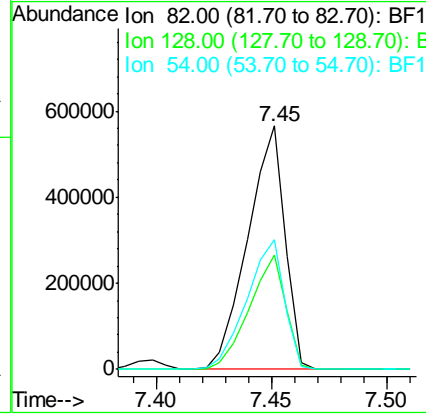
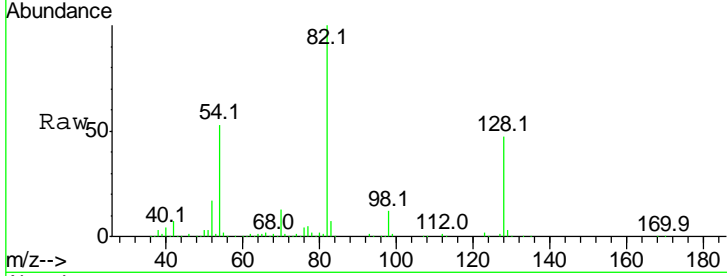




#23
 Nitrobenzene-d5
 Concen: 94.582 ng
 RT: 7.45 min Scan# 912
 Delta R.T. -0.00 min
 Lab File: BF100564.D
 Acq: 15 Nov 2017 3:01

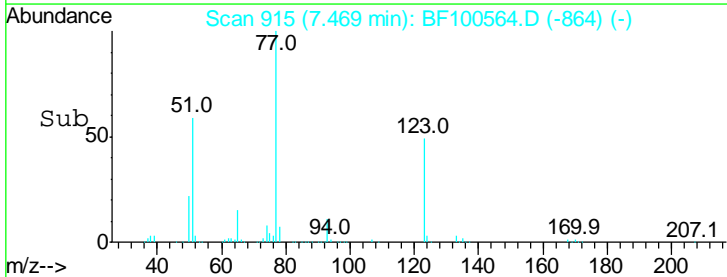
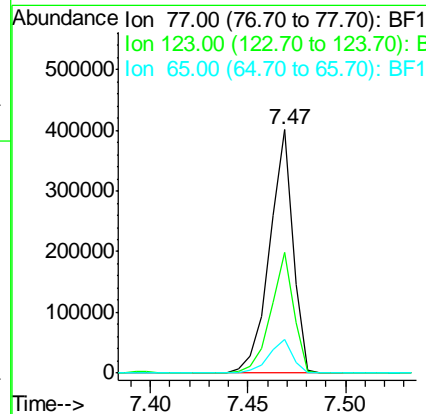
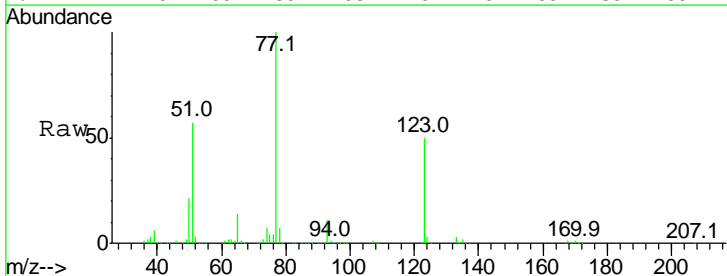
Instrument :
 BNA_F
 ClientSampled :
 PB104235BSD

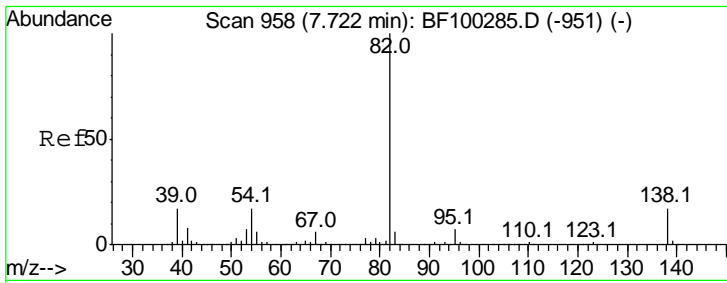
Tgt Ion	Resp	Lower	Upper
82	635499		
82	100		
128	47.2	36.1	54.1
54	53.5	41.4	62.2



#24
 Nitrobenzene
 Concen: 48.072 ng
 RT: 7.47 min Scan# 915
 Delta R.T. -0.00 min
 Lab File: BF100564.D
 Acq: 15 Nov 2017 3:01

Tgt Ion	Resp	Lower	Upper
77	332447		
77	100		
123	49.5	37.9	56.9
65	14.0	11.0	16.4

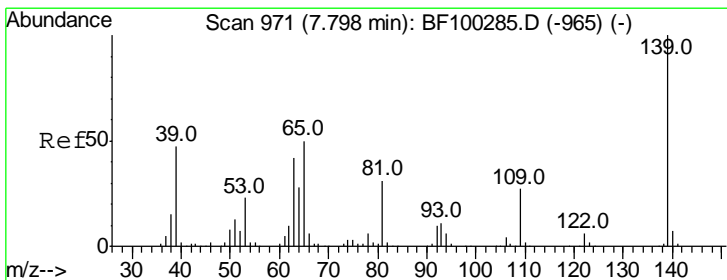
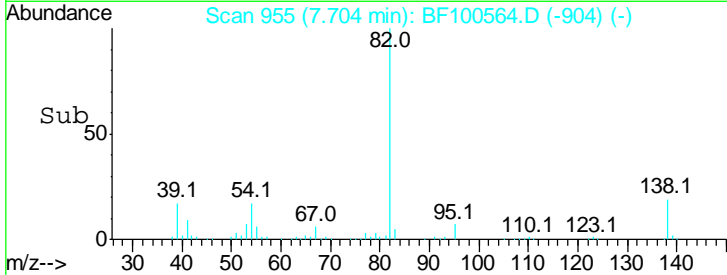
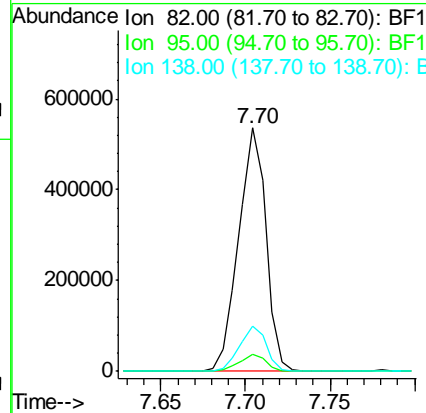
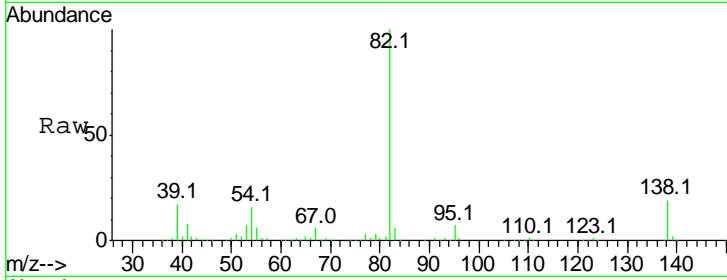




#25
 Isophorone
 Concen: 42.856 ng
 RT: 7.70 min Scan# 955
 Delta R.T. -0.00 min
 Lab File: BF100564.D
 Acq: 15 Nov 2017 3:01

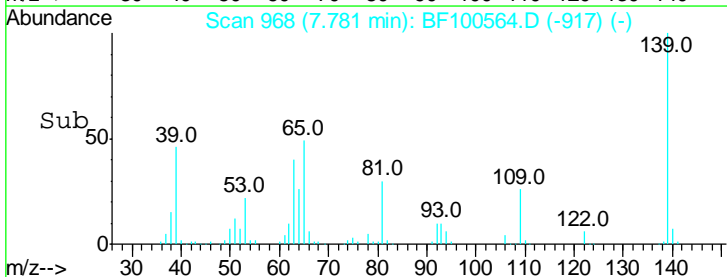
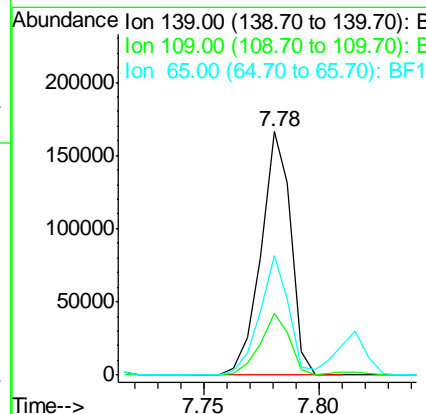
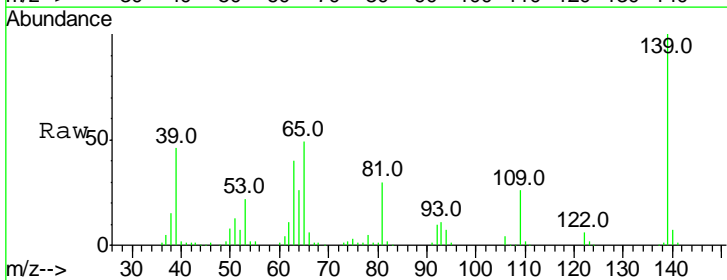
Instrument :
 BNA_F
ClientSampled :
 PB104235BSD

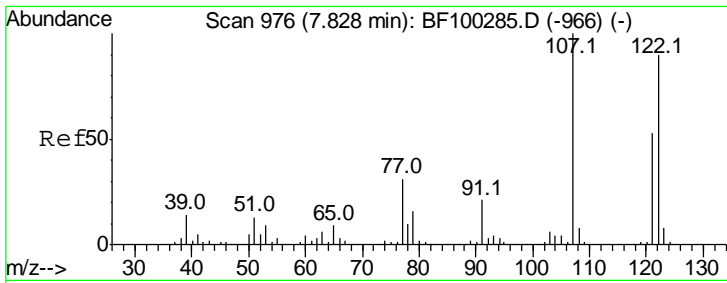
Tgt Ion	Resp	Lower	Upper
82	100		
95	6.8	5.2	7.8
138	18.7	14.9	22.3



#26
 2-Nitrophenol
 Concen: 46.529 ng
 RT: 7.78 min Scan# 968
 Delta R.T. -0.00 min
 Lab File: BF100564.D
 Acq: 15 Nov 2017 3:01

Tgt Ion	Resp	Lower	Upper
139	100		
109	25.6	22.7	34.1
65	49.1	40.5	60.7

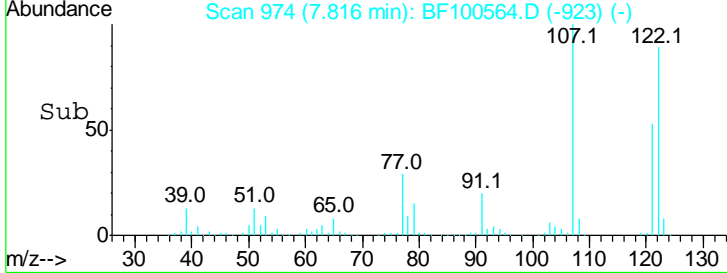
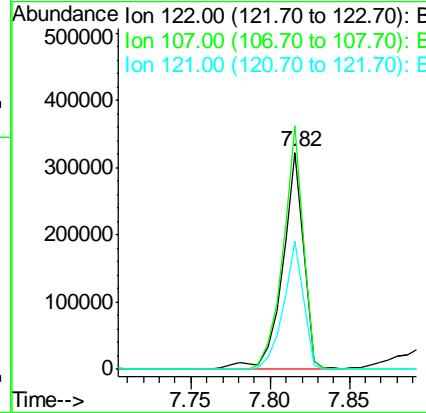
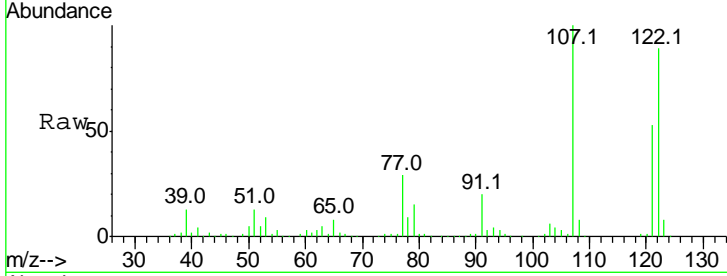




#27
 2,4-Dimethylphenol
 Concen: 46.854 ng
 RT: 7.82 min Scan# 974
 Delta R.T. -0.00 min
 Lab File: BF100564.D
 Acq: 15 Nov 2017 3:01

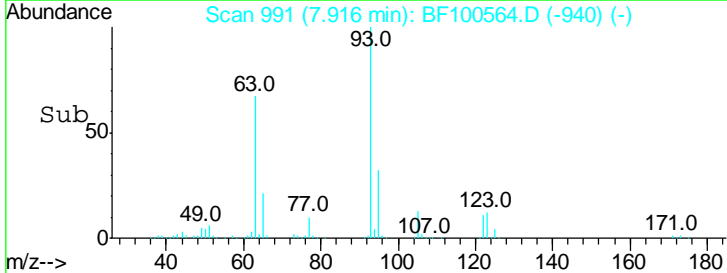
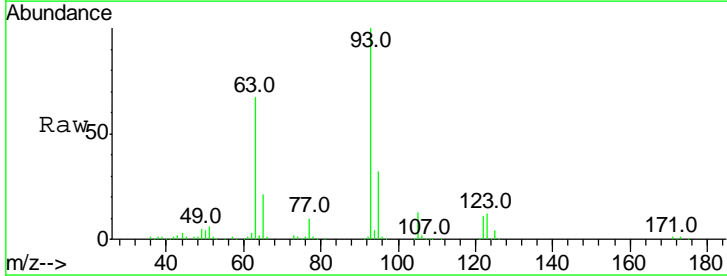
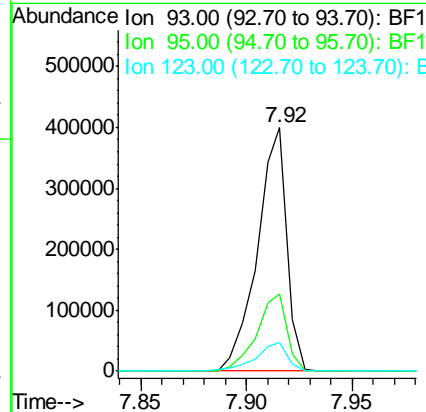
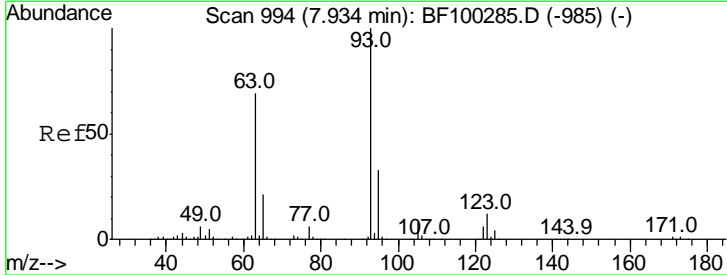
Instrument :
 BNA_F
 ClientSampleID :
 PB104235BSD

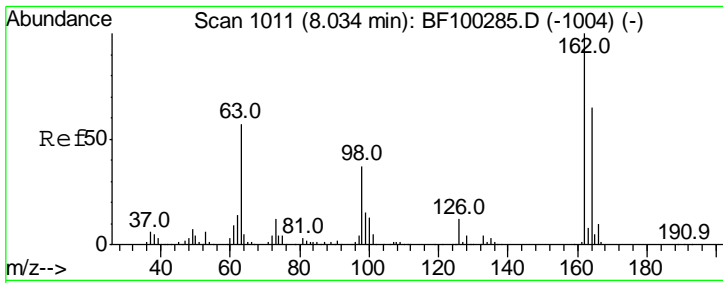
Tgt Ion	Resp	Lower	Upper
122	100		
107	112.3	91.2	136.8
121	59.2	47.2	70.8



#28
 bis(2-Chloroethoxy)methane
 Concen: 41.968 ng
 RT: 7.92 min Scan# 991
 Delta R.T. -0.00 min
 Lab File: BF100564.D
 Acq: 15 Nov 2017 3:01

Tgt Ion	Resp	Lower	Upper
93	100		
95	32.0	26.3	39.5
123	11.9	9.8	14.6

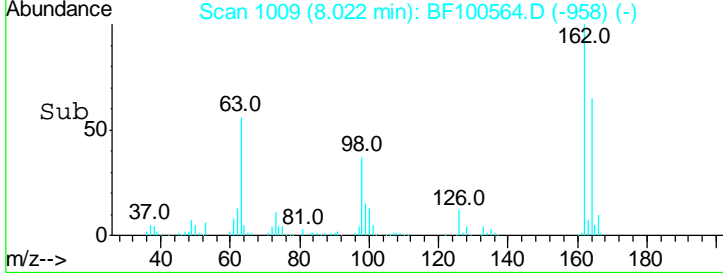
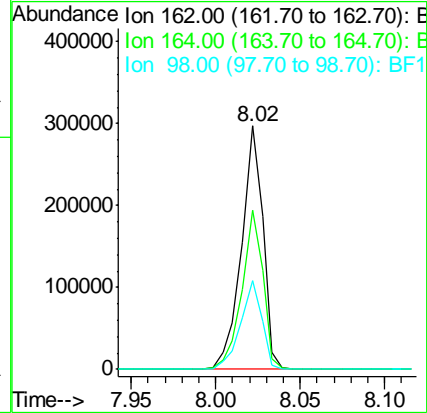
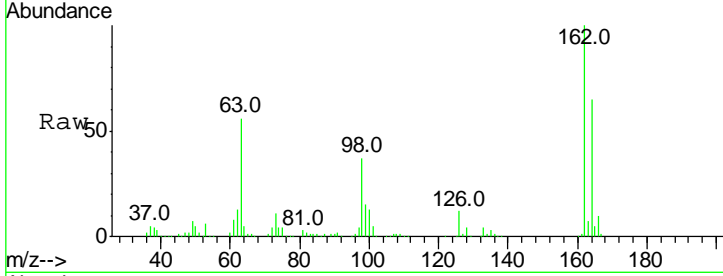




#29
 2,4-Dichlorophenol
 Concen: 43.440 ng
 RT: 8.02 min Scan# 1009
 Delta R.T. -0.00 min
 Lab File: BF100564.D
 Acq: 15 Nov 2017 3:01

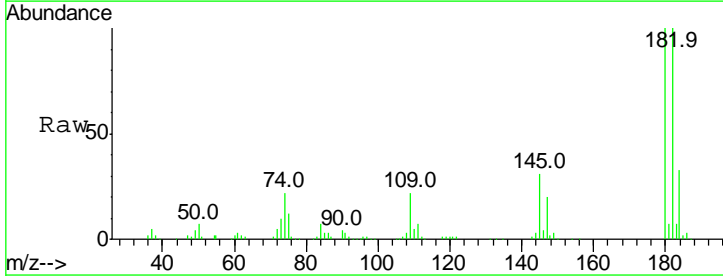
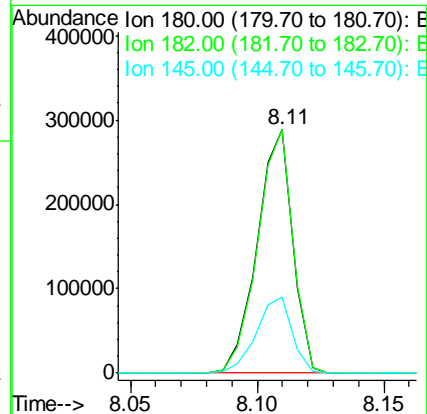
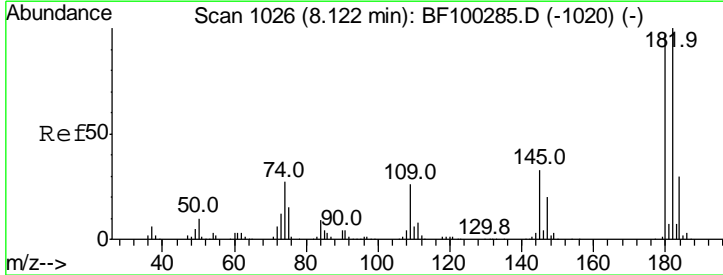
Instrument :
 BNA_F
 ClientSampleId :
 PB104235BSD

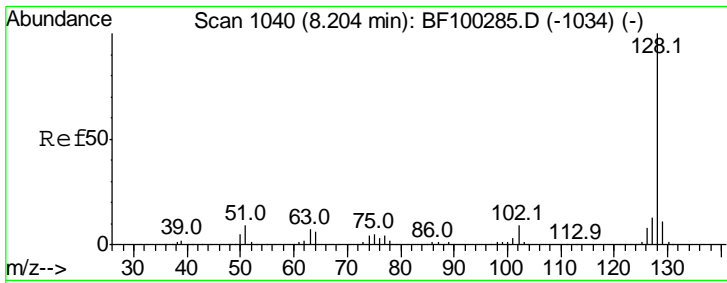
Tgt Ion	Resp	Lower	Upper
162	100		
164	65.4	42.7	82.7
98	36.6	18.1	58.1



#30
 1,2,4-Trichlorobenzene
 Concen: 42.888 ng
 RT: 8.11 min Scan# 1024
 Delta R.T. -0.00 min
 Lab File: BF100564.D
 Acq: 15 Nov 2017 3:01

Tgt Ion	Resp	Lower	Upper
180	100		
182	100.0	76.8	115.2
145	31.3	26.5	39.7

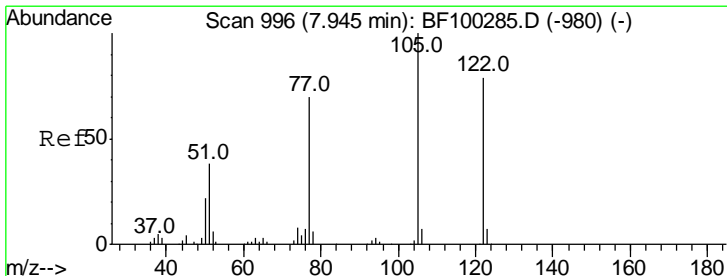
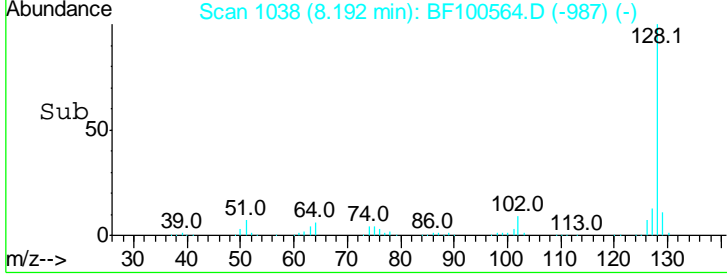
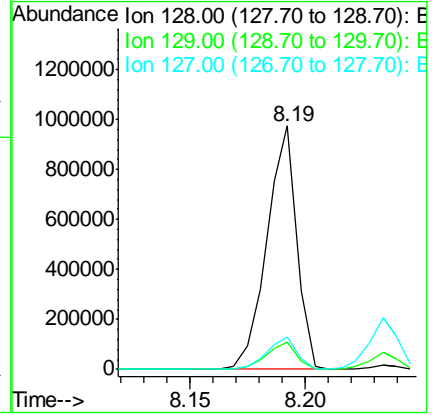
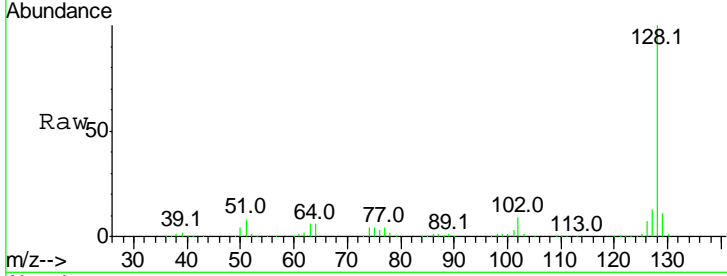




#31
 Naphthalene
 Concen: 41.053 ng
 RT: 8.19 min Scan# 1038
 Delta R.T. -0.00 min
 Lab File: BF100564.D
 Acq: 15 Nov 2017 3:01

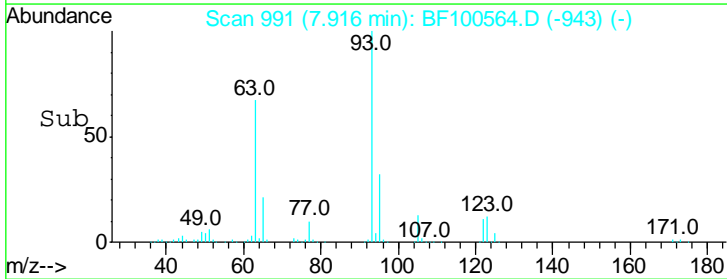
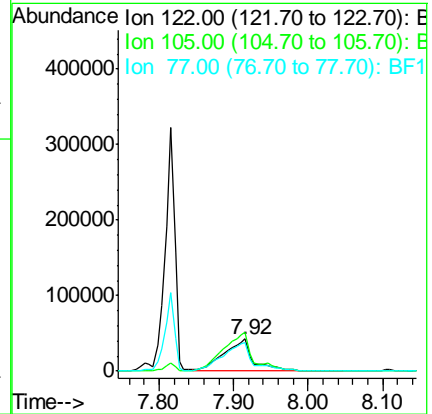
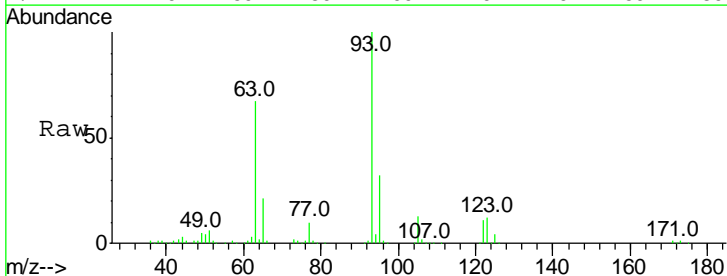
Instrument :
 BNA_F
 ClientSampled :
 PB104235BSD

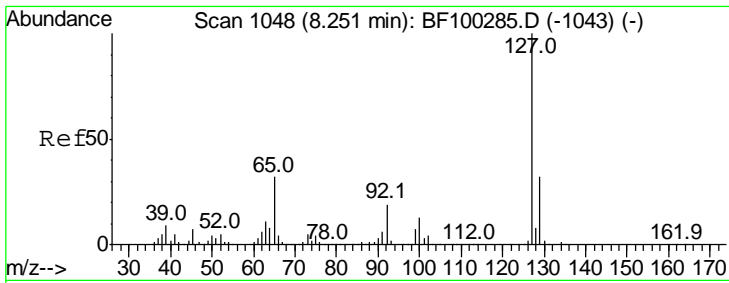
Tgt Ion	Resp	Lower	Upper
128	100		
129	11.2	8.8	13.2
127	13.3	10.9	16.3



#32
 Benzoic acid
 Concen: 28.484 ng
 RT: 7.92 min Scan# 991
 Delta R.T. -0.02 min
 Lab File: BF100564.D
 Acq: 15 Nov 2017 3:01

Tgt Ion	Resp	Lower	Upper
122	100		
105	122.1	101.1	141.1
77	91.6	70.7	110.7

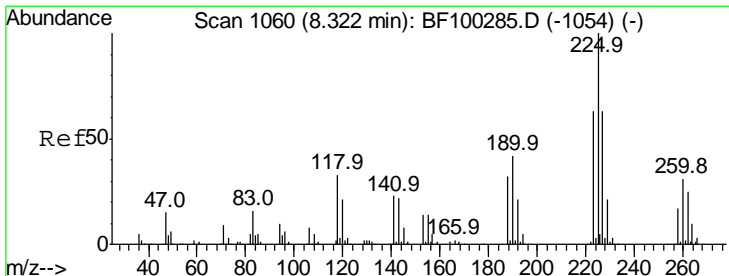
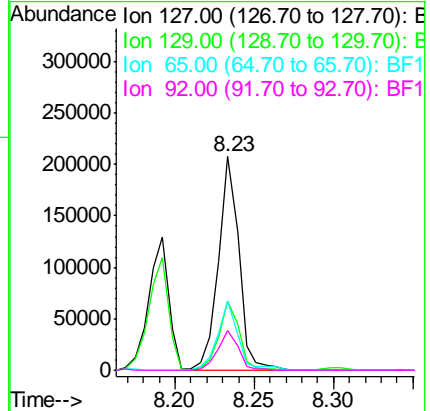
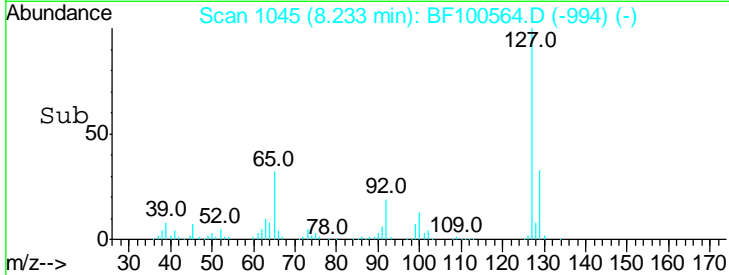
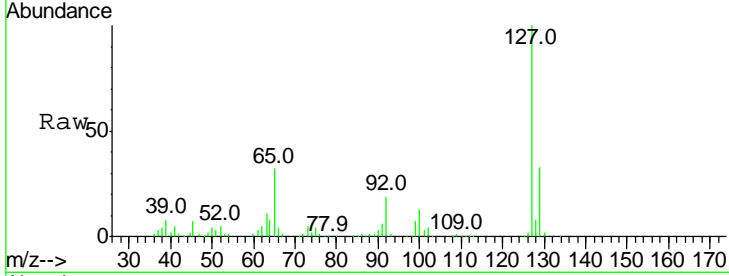




#33
 4-Chloroaniline
 Concen: 21.088 ng
 RT: 8.23 min Scan# 1045
 Delta R.T. -0.00 min
 Lab File: BF100564.D
 Acq: 15 Nov 2017 3:01

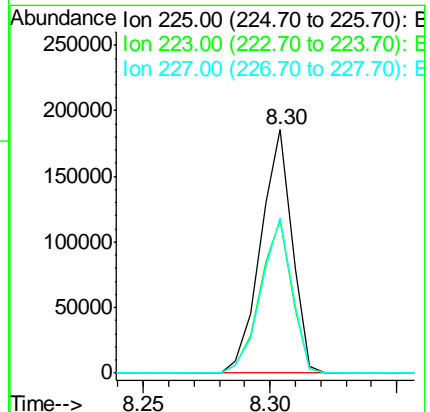
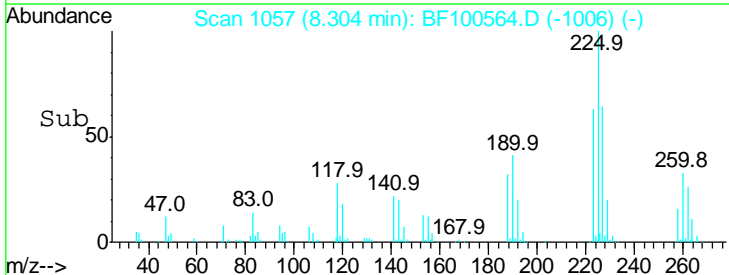
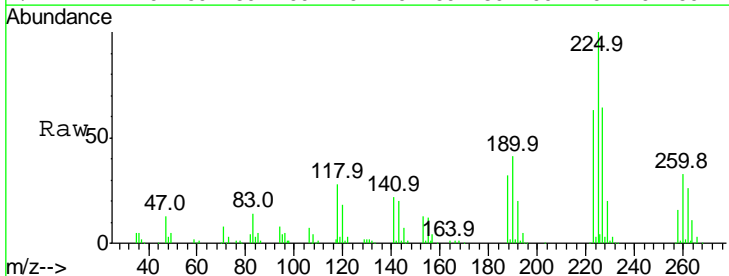
Instrument :
 BNA_F
 ClientSampleId :
 PB104235BSD

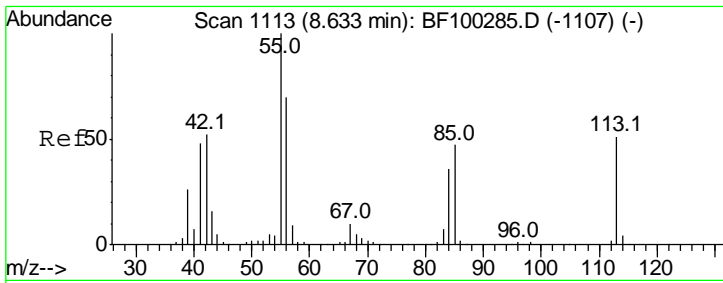
Tgt Ion	Resp	Lower	Upper
127	187815		
129	32.6	25.9	38.9
65	32.1	25.0	37.4
92	18.6	15.2	22.8



#34
 Hexachlorobutadiene
 Concen: 41.339 ng
 RT: 8.30 min Scan# 1057
 Delta R.T. -0.00 min
 Lab File: BF100564.D
 Acq: 15 Nov 2017 3:01

Tgt Ion	Resp	Lower	Upper
225	160650		
223	62.8	50.6	76.0
227	63.7	51.9	77.9

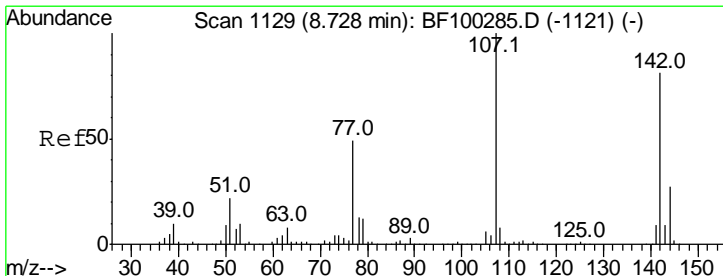
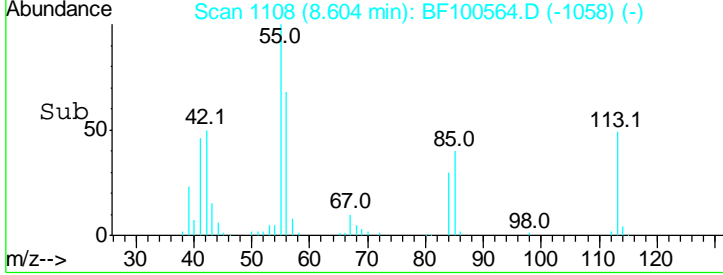
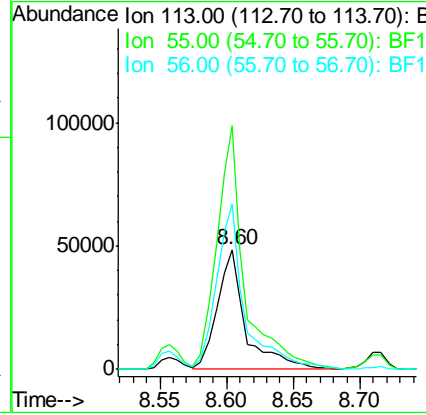
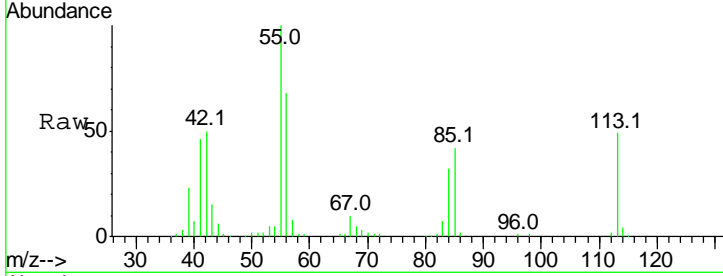




#35
 Caprolactam
 Concen: 35.069 ng
 RT: 8.60 min Scan# 1108
 Delta R.T. -0.01 min
 Lab File: BF100564.D
 Acq: 15 Nov 2017 3:01

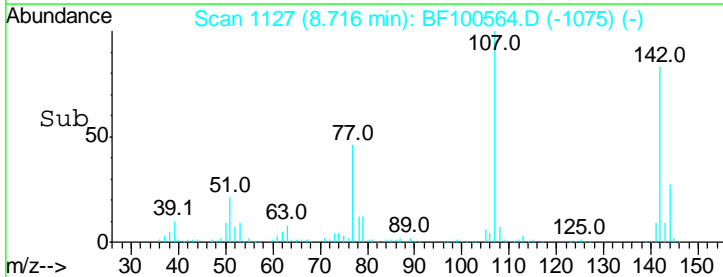
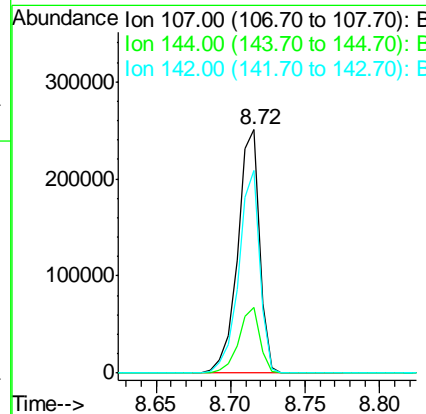
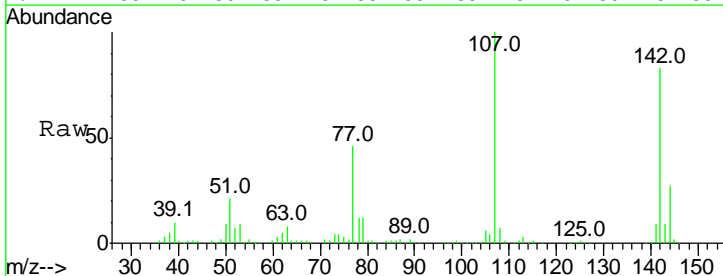
Instrument :
 BNA_F
ClientSampleId :
 PB104235BSD

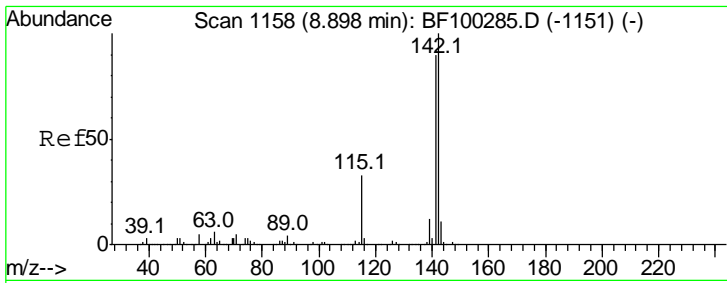
Tgt Ion	Resp	Lower	Upper
113	100		
55	202.9	163.3	203.3
56	138.1	115.7	155.7



#36
 4-Chloro-3-methylphenol
 Concen: 39.915 ng
 RT: 8.72 min Scan# 1127
 Delta R.T. 0.01 min
 Lab File: BF100564.D
 Acq: 15 Nov 2017 3:01

Tgt Ion	Resp	Lower	Upper
107	100		
144	27.2	20.5	30.7
142	83.1	62.0	93.0

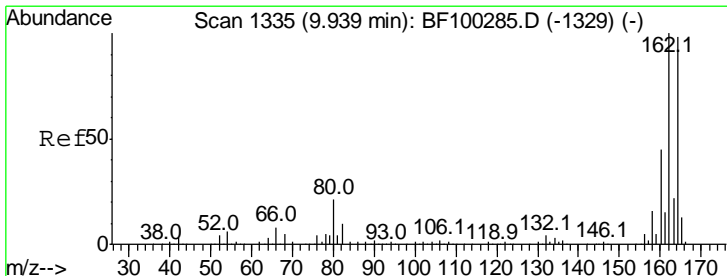
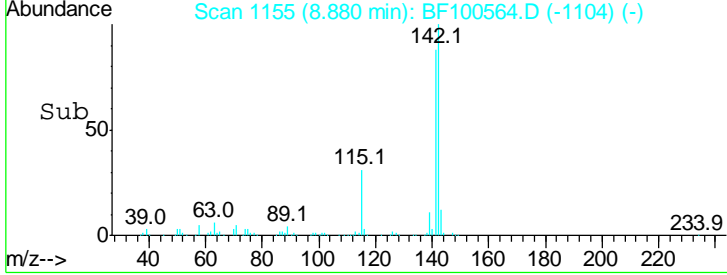
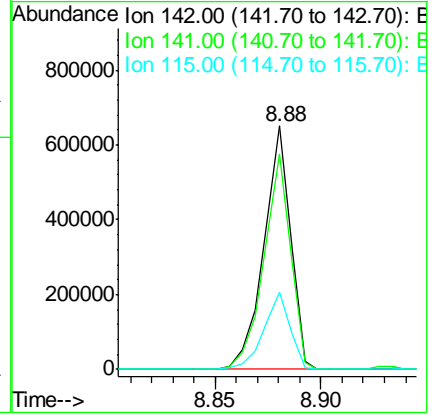
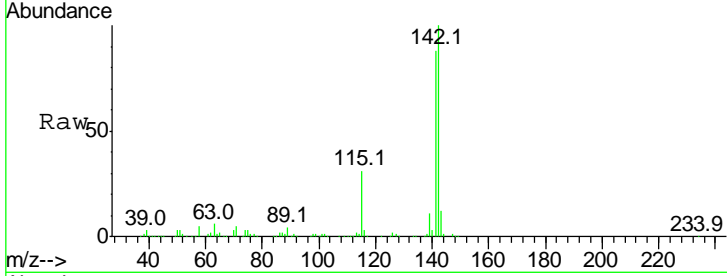




#37
 2-Methylnaphthalene
 Concen: 40.442 ng
 RT: 8.88 min Scan# 1155
 Delta R.T. -0.00 min
 Lab File: BF100564.D
 Acq: 15 Nov 2017 3:01

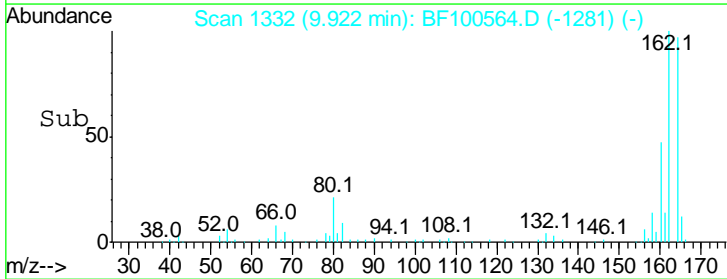
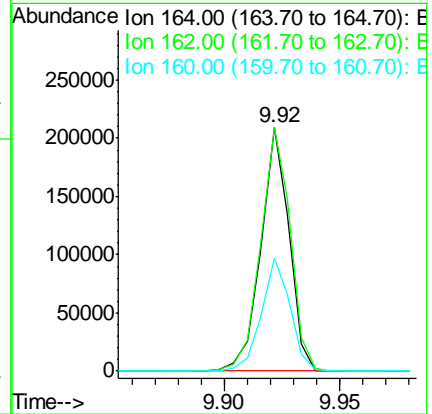
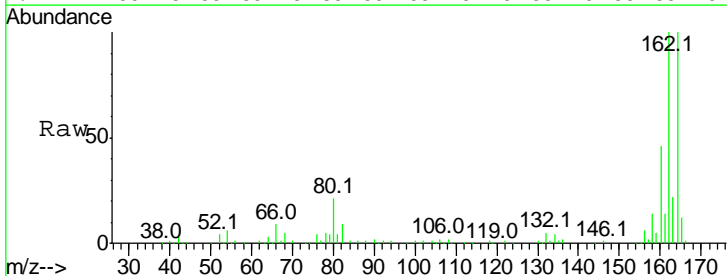
Instrument :
 BNA_F
 ClientSampled :
 PB104235BSD

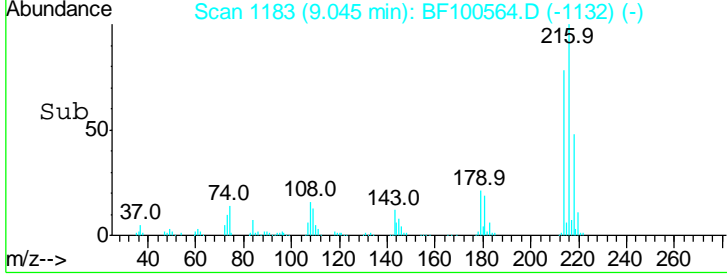
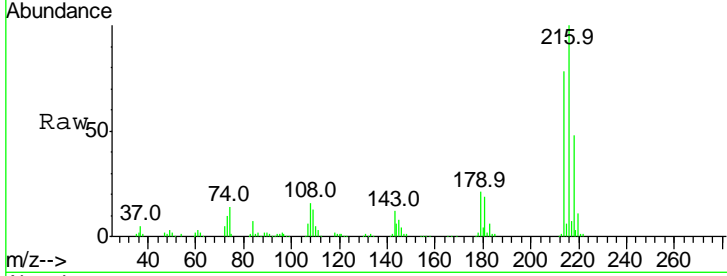
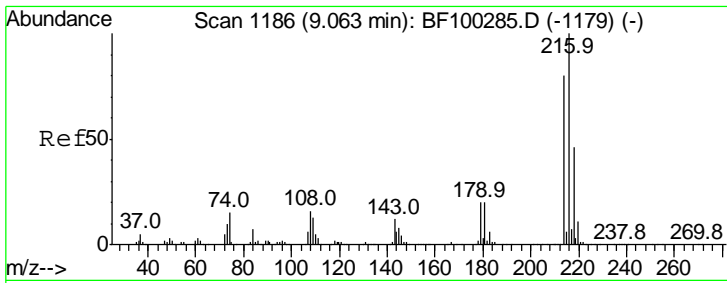
Tgt Ion	Resp	Lower	Upper
142	100		
141	88.3	70.8	106.2
115	31.5	26.1	39.1



#38
 Acenaphthene-d10
 Concen: 20.000 ng
 RT: 9.92 min Scan# 1332
 Delta R.T. -0.00 min
 Lab File: BF100564.D
 Acq: 15 Nov 2017 3:01

Tgt Ion	Resp	Lower	Upper
164	100		
162	100.2	86.1	129.1
160	46.5	38.3	57.5

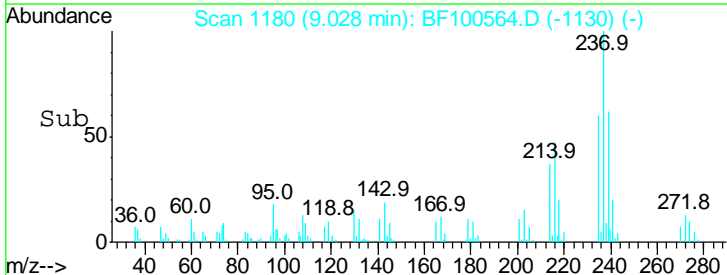
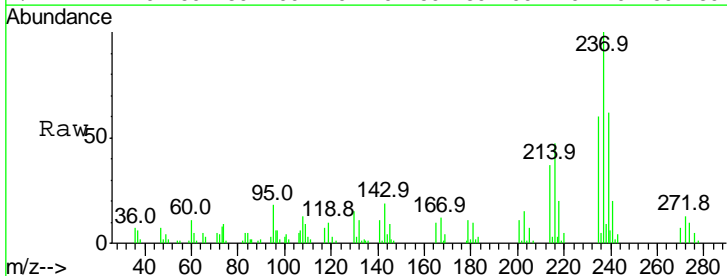
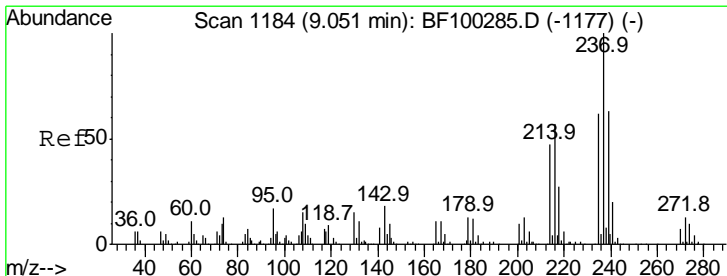
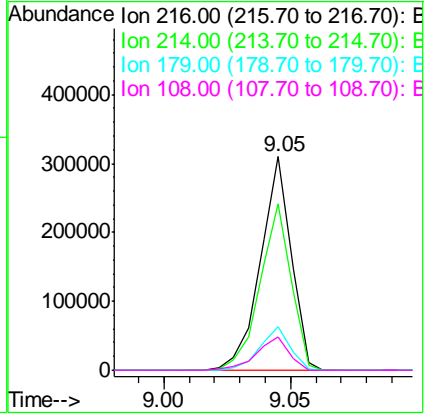




#39
 1,2,4,5-Tetrachlorobenzene
 Concen: 44.336 ng
 RT: 9.05 min Scan# 1183
 Delta R.T. -0.00 min
 Lab File: BF100564.D
 Acq: 15 Nov 2017 3:01

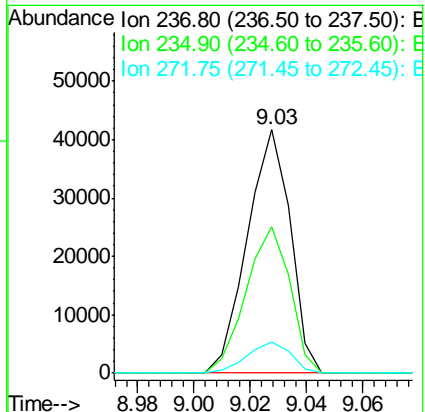
Instrument :
 BNA_F
 ClientSampleId :
 PB104235BSD

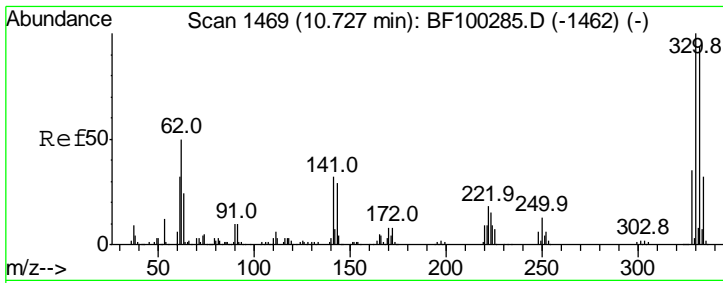
Tgt Ion	Ratio	Lower	Upper
216	100		
214	78.8	63.0	94.4
179	20.2	18.1	27.1
108	16.4	17.2	25.8#



#40
 Hexachlorocyclopentadiene
 Concen: 15.822 ng
 RT: 9.03 min Scan# 1180
 Delta R.T. -0.01 min
 Lab File: BF100564.D
 Acq: 15 Nov 2017 3:01

Tgt Ion	Ratio	Lower	Upper
237	100		
235	60.1	44.8	84.8
272	12.6	0.0	33.3

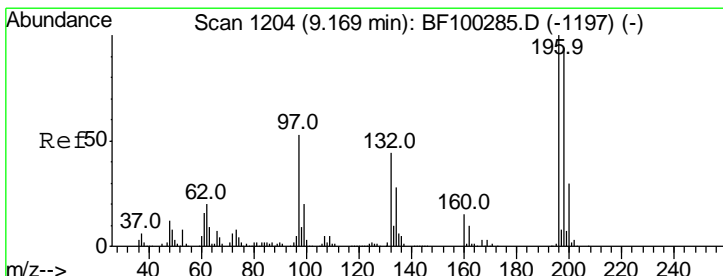
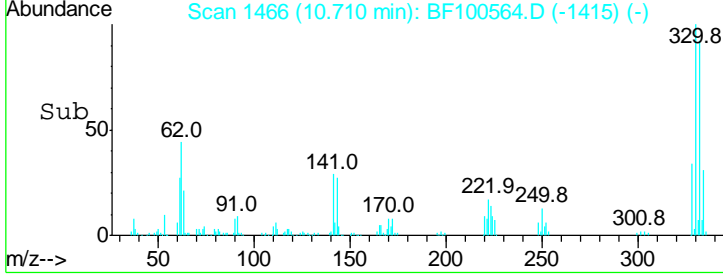
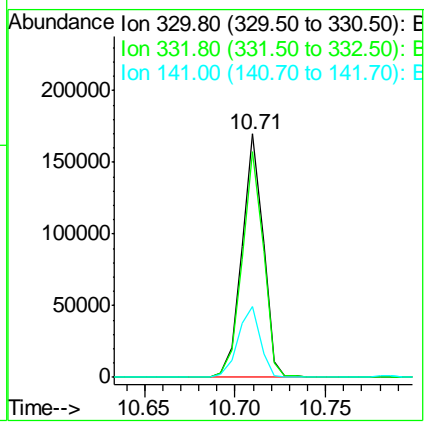
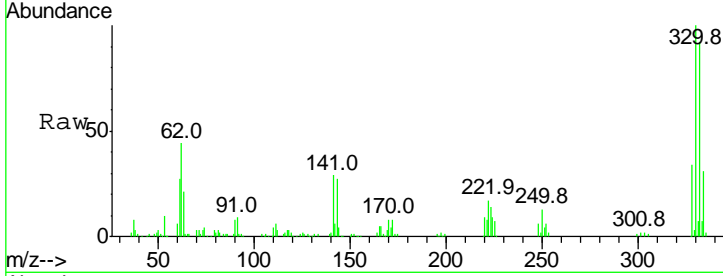




#41
 2,4,6-Tribromophenol
 Concen: 76.435 ng
 RT: 10.71 min Scan# 1466
 Delta R.T. -0.00 min
 Lab File: BF100564.D
 Acq: 15 Nov 2017 3:01

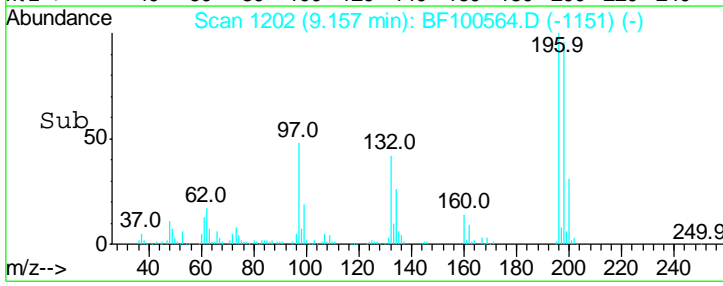
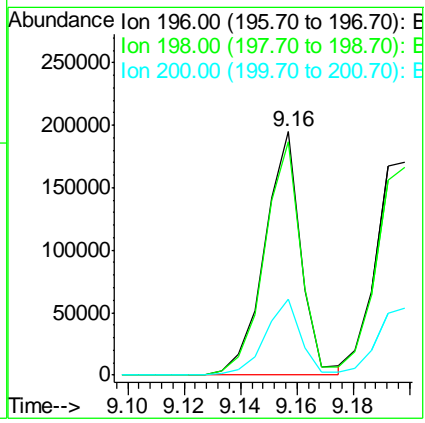
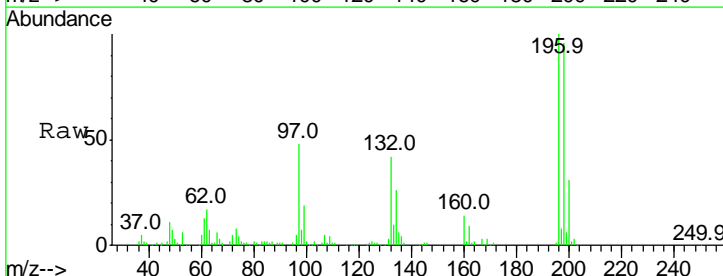
Instrument :
 BNA_F
 ClientSampled :
 PB104235BSD

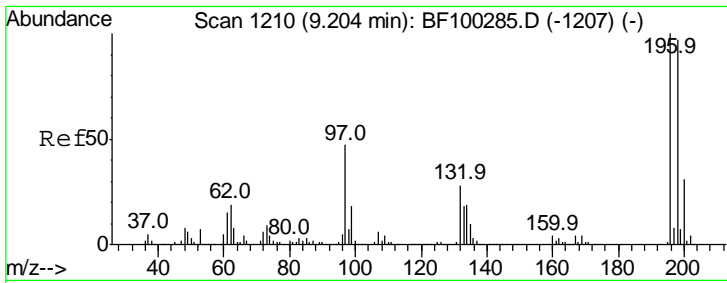
Tgt Ion	Resp	Lower	Upper
330	100		
332	92.3	77.0	115.6
141	30.4	29.9	44.9



#42
 2,4,6-Trichlorophenol
 Concen: 46.175 ng
 RT: 9.16 min Scan# 1202
 Delta R.T. -0.00 min
 Lab File: BF100564.D
 Acq: 15 Nov 2017 3:01

Tgt Ion	Resp	Lower	Upper
196	100		
198	95.8	75.7	113.5
200	31.2	24.5	36.7

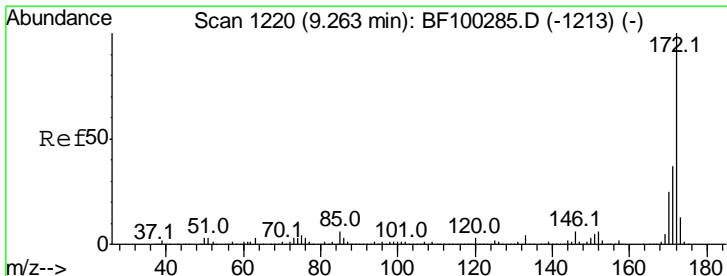
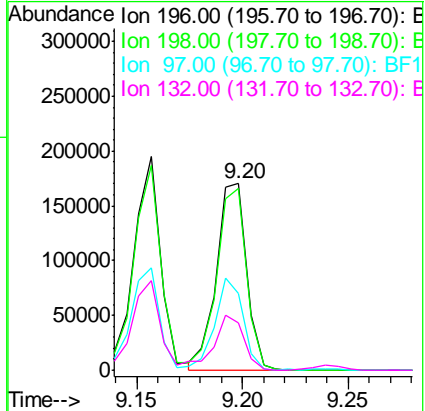
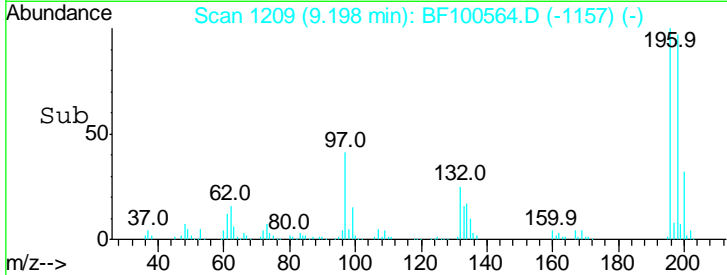
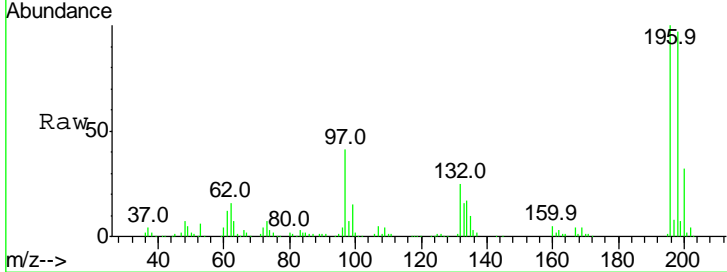




#43
 2,4,5-Trichlorophenol
 Concen: 43.873 ng
 RT: 9.20 min Scan# 1209
 Delta R.T. 0.01 min
 Lab File: BF100564.D
 Acq: 15 Nov 2017 3:01

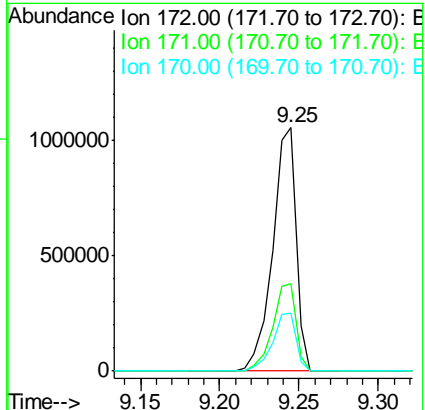
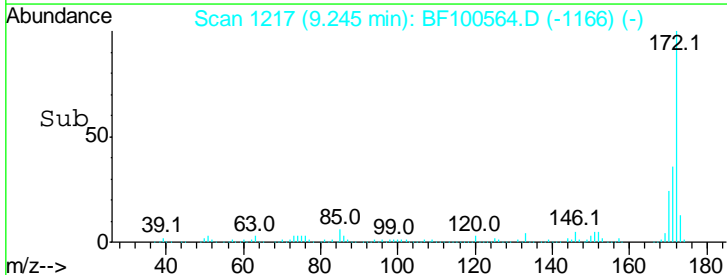
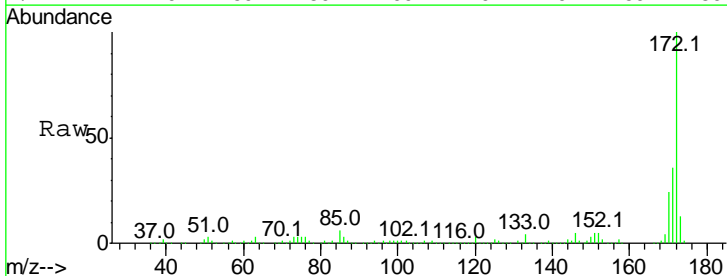
Instrument :
 BNA_F
ClientSampleId :
 PB104235BSD

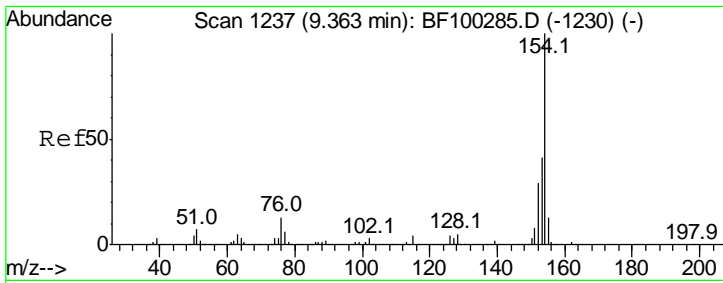
Tgt Ion	Resp	Lower	Upper
196	100		
198	97.3	74.6	112.0
97	40.9	42.9	64.3#
132	25.4	26.3	39.5#



#44
 2-Fluorobiphenyl
 Concen: 93.313 ng
 RT: 9.25 min Scan# 1217
 Delta R.T. -0.00 min
 Lab File: BF100564.D
 Acq: 15 Nov 2017 3:01

Tgt Ion	Resp	Lower	Upper
172	100		
171	36.0	29.7	44.5
170	24.0	19.6	29.4

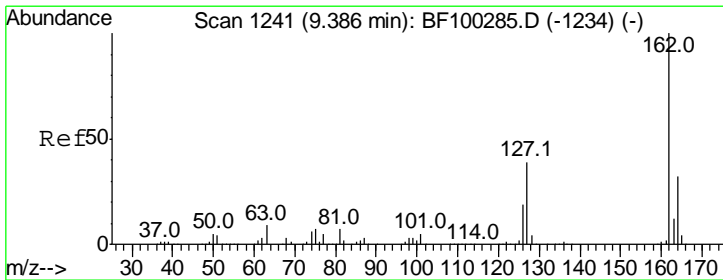
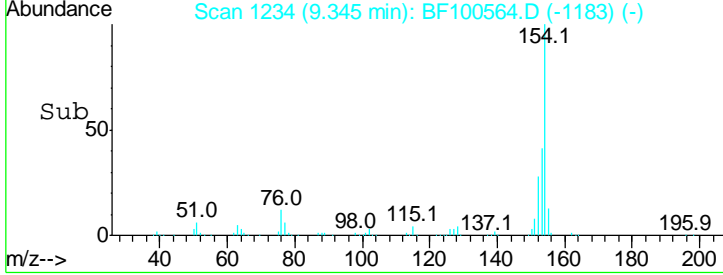
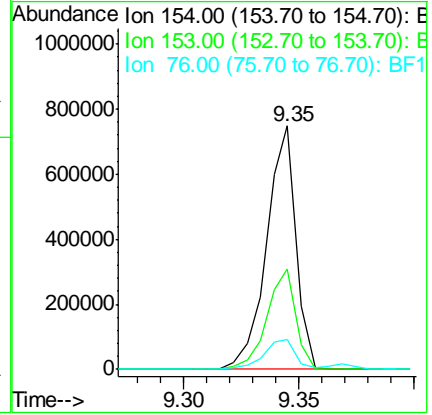
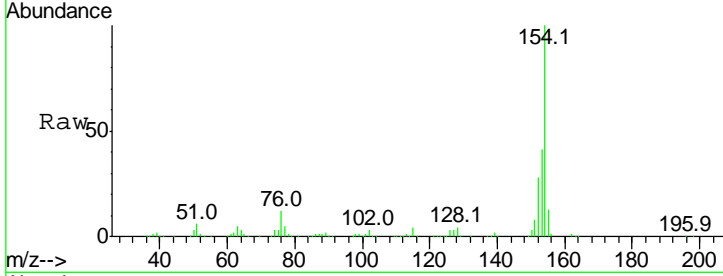




#45
 1,1'-Biphenyl
 Concen: 42.812 ng
 RT: 9.35 min Scan# 1234
 Delta R.T. -0.00 min
 Lab File: BF100564.D
 Acq: 15 Nov 2017 3:01

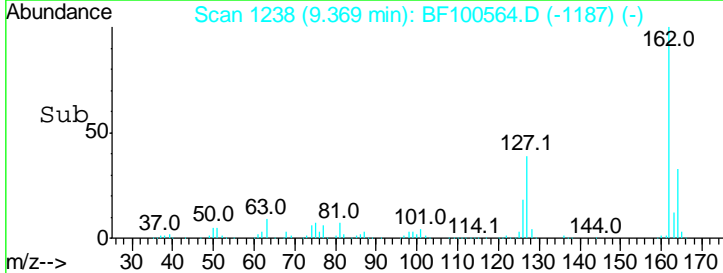
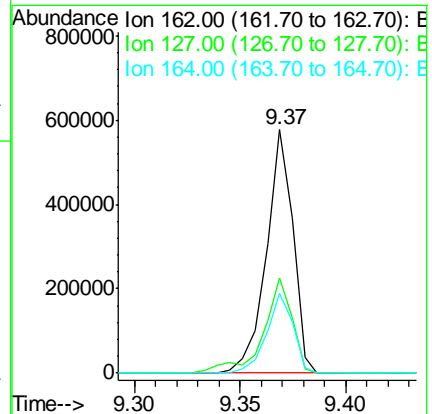

Instrument :
 BNA_F
ClientSampleId :
 PB104235BSD

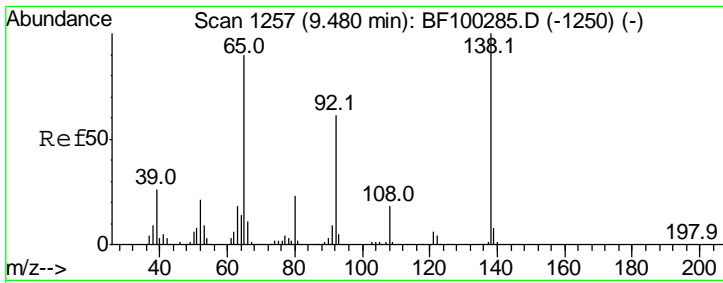
Tgt Ion	Resp	Lower	Upper
154	100		
153	41.0	21.3	61.3
76	12.1	0.0	34.0



#46
 2-Chloronaphthalene
 Concen: 45.346 ng
 RT: 9.37 min Scan# 1238
 Delta R.T. -0.00 min
 Lab File: BF100564.D
 Acq: 15 Nov 2017 3:01

Tgt Ion	Resp	Lower	Upper
162	100		
127	39.3	33.9	50.9
164	32.7	26.5	39.7

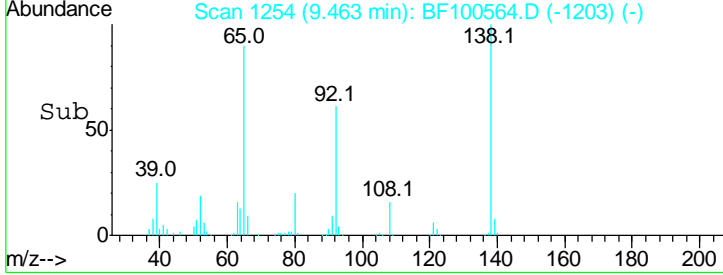
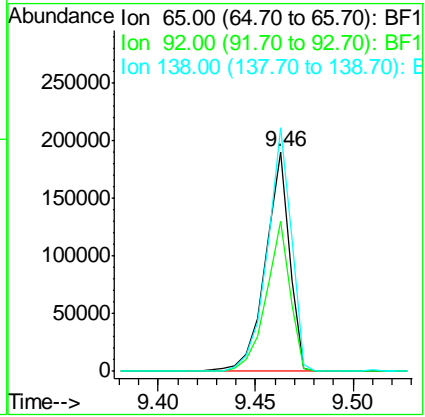
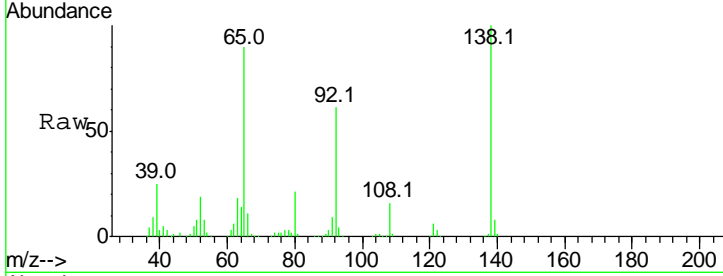




#47
 2-Nitroaniline
 Concen: 49.170 ng
 RT: 9.46 min Scan# 1254
 Delta R.T. -0.00 min
 Lab File: BF100564.D
 Acq: 15 Nov 2017 3:01

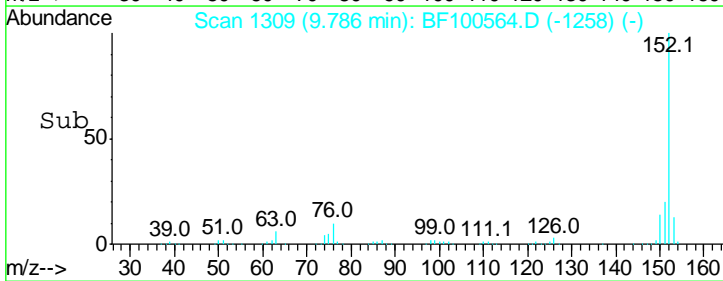
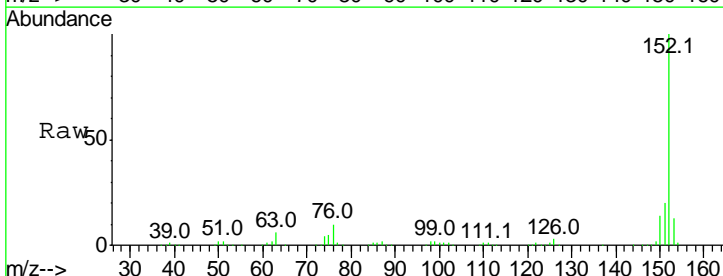
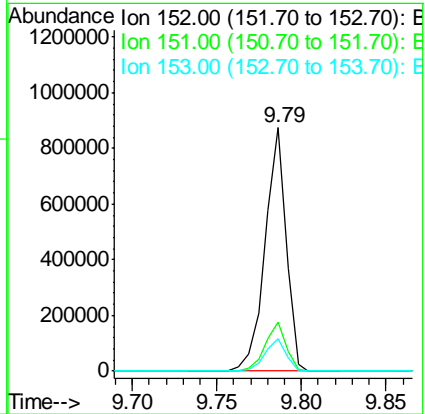
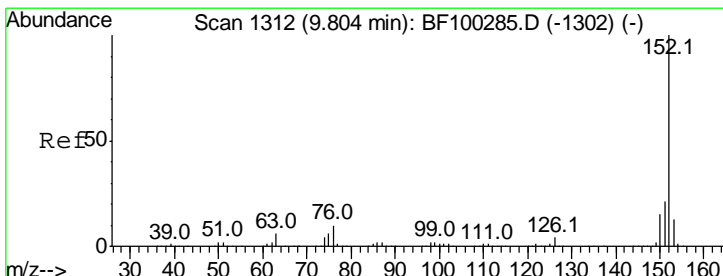
Instrument :
 BNA_F
 ClientSampleId :
 PB104235BSD

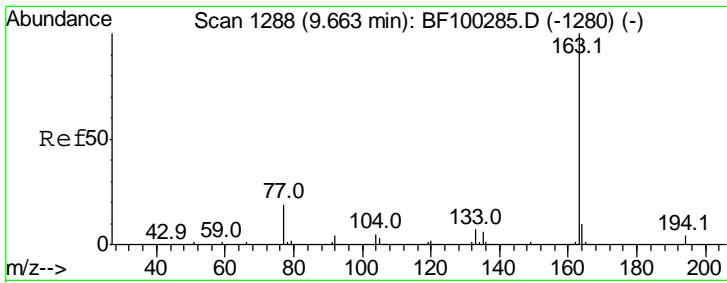
Tgt Ion	Resp	Lower	Upper
65	100		
92	68.2	55.8	83.6
138	110.9	91.2	136.8



#48
 Acenaphthylene
 Concen: 40.669 ng
 RT: 9.79 min Scan# 1309
 Delta R.T. -0.00 min
 Lab File: BF100564.D
 Acq: 15 Nov 2017 3:01

Tgt Ion	Resp	Lower	Upper
152	100		
151	20.1	16.3	24.5
153	13.1	10.7	16.1



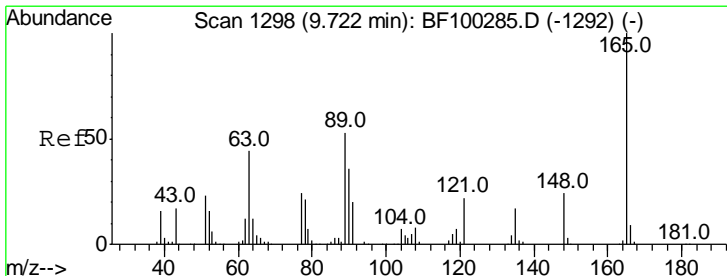
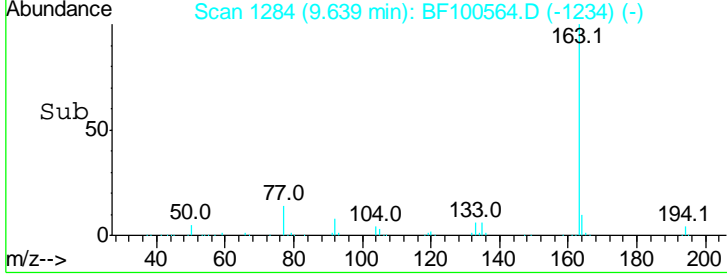
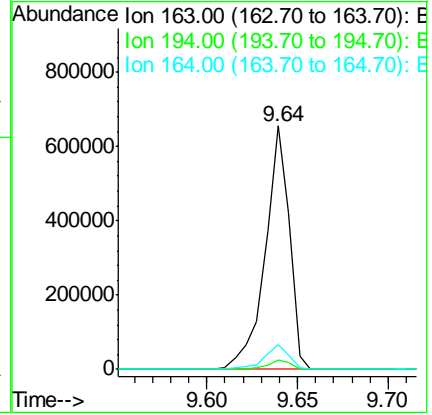
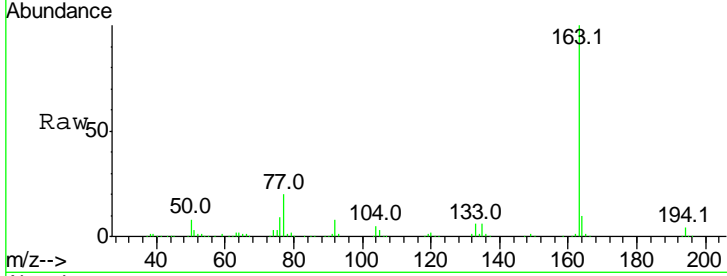


#49
 Dimethylphthalate
 Concen: 44.731 ng
 RT: 9.64 min Scan# 1284
 Delta R.T. -0.01 min
 Lab File: BF100564.D
 Acq: 15 Nov 2017 3:01

Instrument :
 BNA_F
 ClientSampleId :
 PB104235BSD

Tgt Ion:163 Resp: 608072

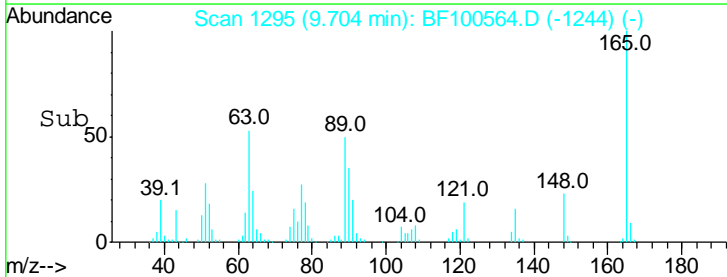
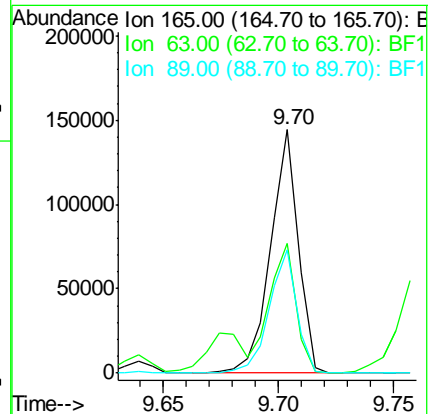
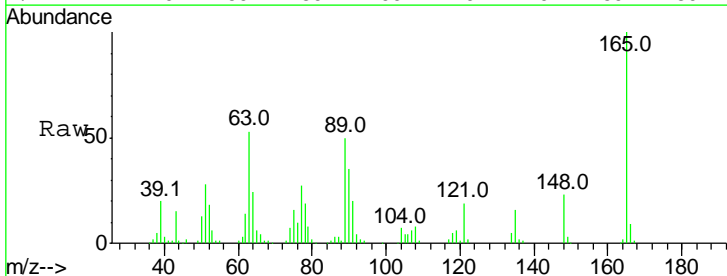
Ion	Ratio	Lower	Upper
163	100		
194	3.9	2.7	4.1
164	10.3	8.2	12.2

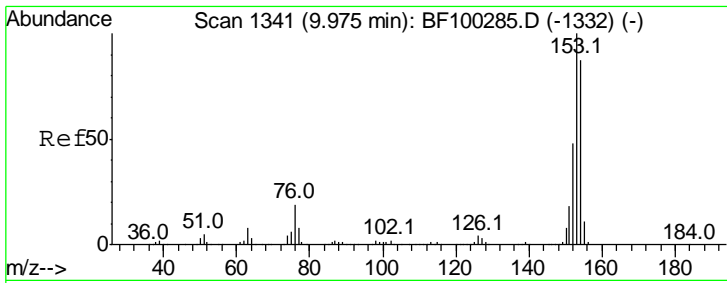


#50
 2,6-Dinitrotoluene
 Concen: 44.702 ng
 RT: 9.70 min Scan# 1295
 Delta R.T. -0.00 min
 Lab File: BF100564.D
 Acq: 15 Nov 2017 3:01

Tgt Ion:165 Resp: 120285

Ion	Ratio	Lower	Upper
165	100		
63	53.2	44.7	67.1
89	50.4	44.0	66.0

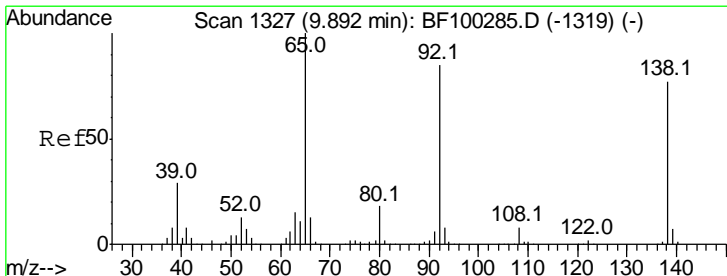
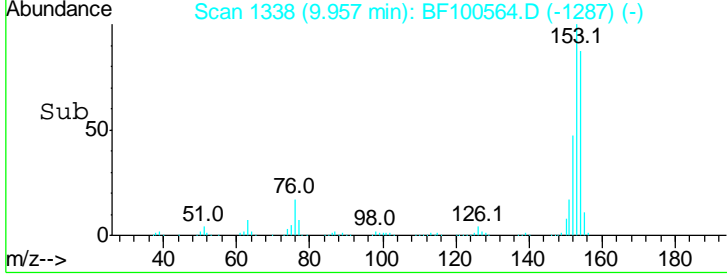
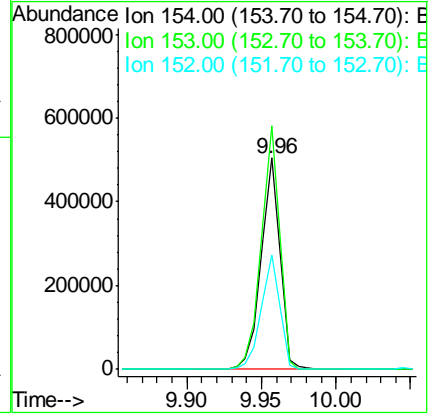
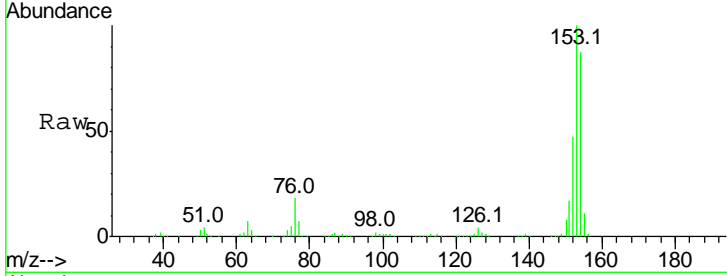




#51
 Acenaphthene
 Concen: 38.888 ng
 RT: 9.96 min Scan# 1338
 Delta R.T. -0.00 min
 Lab File: BF100564.D
 Acq: 15 Nov 2017 3:01

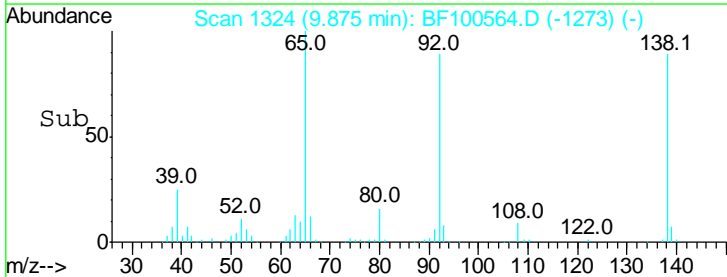
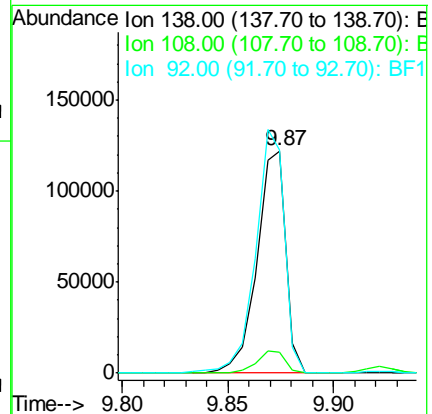
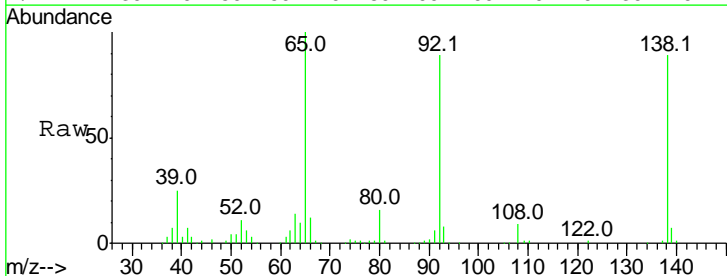
Instrument :
 BNA_F
 ClientSampleId :
 PB104235BSD

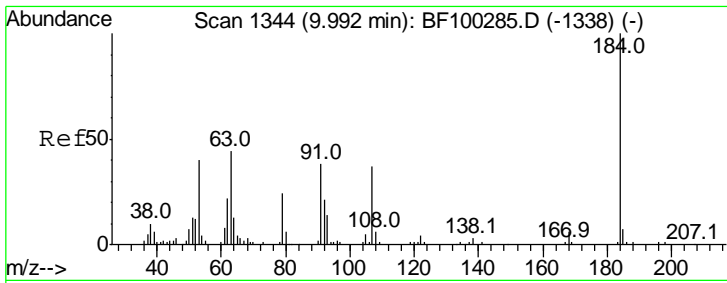
Tgt Ion	Resp	Lower	Upper
154	100		
153	115.1	91.2	136.8
152	53.9	43.8	65.8



#52
 3-Nitroaniline
 Concen: 36.639 ng
 RT: 9.87 min Scan# 1324
 Delta R.T. -0.00 min
 Lab File: BF100564.D
 Acq: 15 Nov 2017 3:01

Tgt Ion	Resp	Lower	Upper
138	100		
108	9.6	9.4	14.0
92	100.2	89.4	134.2

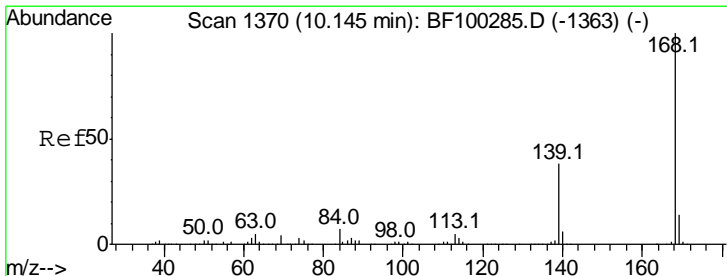
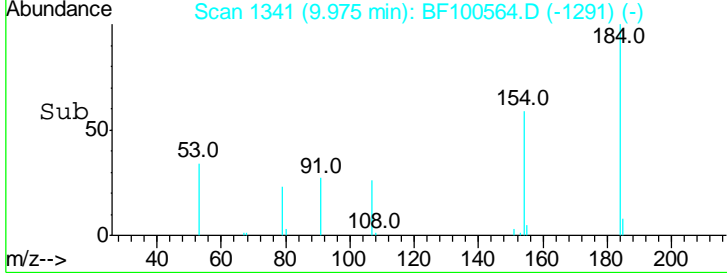
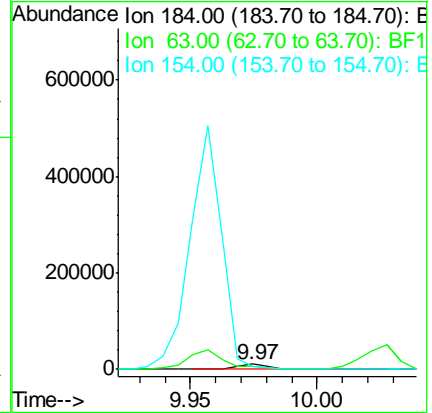
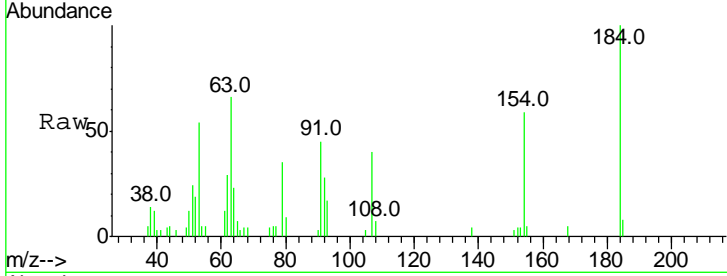




#53
 2,4-Dinitrophenol
 Concen: 17.728 ng
 RT: 9.97 min Scan# 1341
 Delta R.T. -0.01 min
 Lab File: BF100564.D
 Acq: 15 Nov 2017 3:01

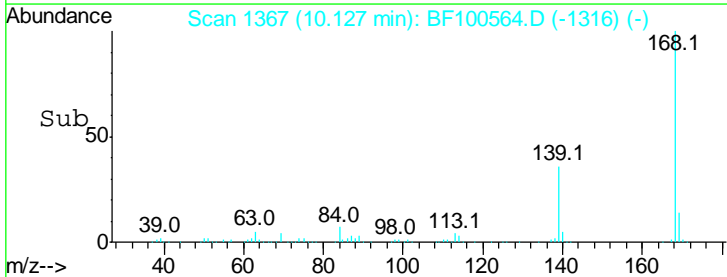
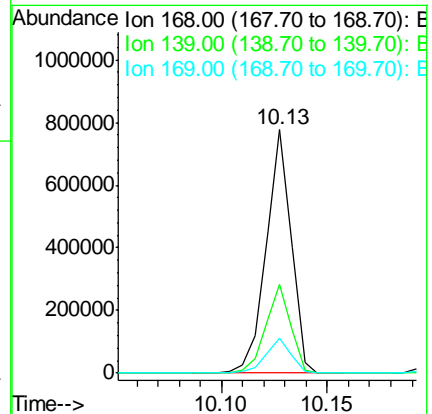
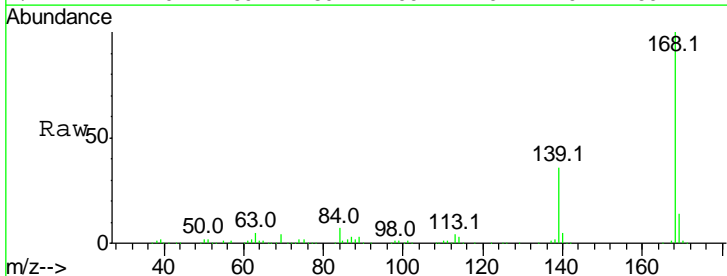
Instrument :
 BNA_F
ClientSampled :
 PB104235BSD

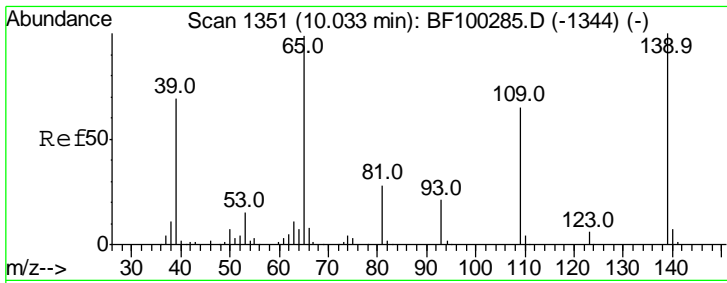
Tgt Ion	Resp	Lower	Upper
184	100		
63	66.0	54.2	81.2
154	59.4	184.0	276.0#



#54
 Dibenzofuran
 Concen: 40.649 ng
 RT: 10.13 min Scan# 1367
 Delta R.T. -0.00 min
 Lab File: BF100564.D
 Acq: 15 Nov 2017 3:01

Tgt Ion	Resp	Lower	Upper
168	100		
139	36.3	30.1	45.1
169	14.2	10.9	16.3

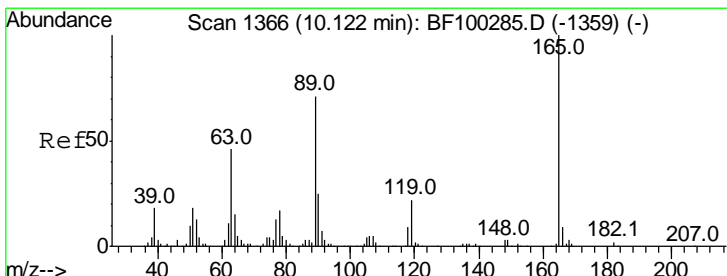
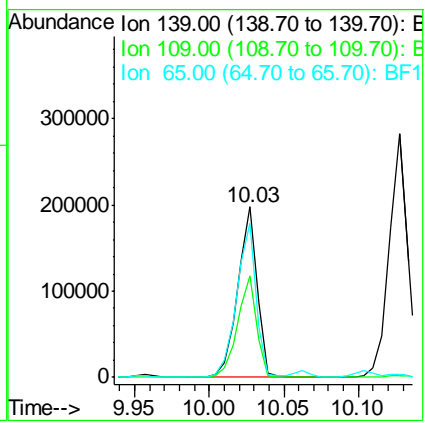
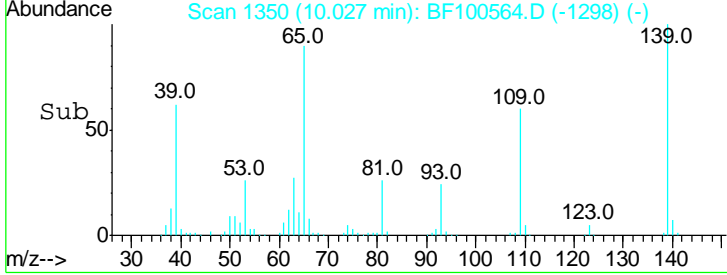
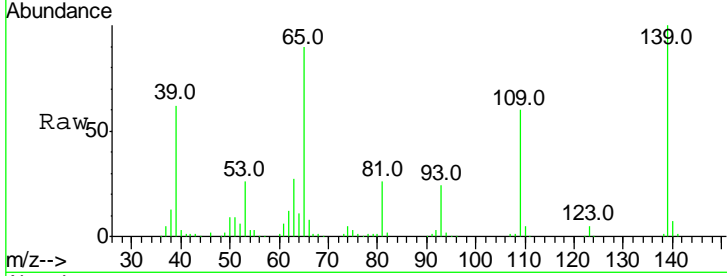




#55
 4-Nitrophenol
 Concen: 70.209 ng
 RT: 10.03 min Scan# 1350
 Delta R.T. 0.01 min
 Lab File: BF100564.D
 Acq: 15 Nov 2017 3:01

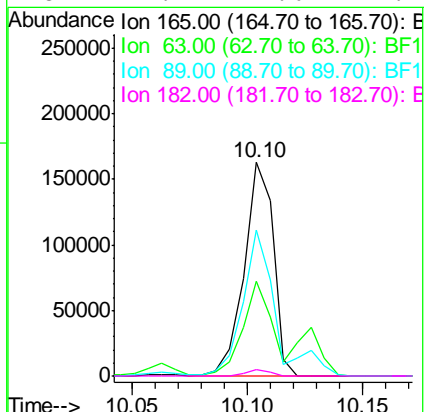
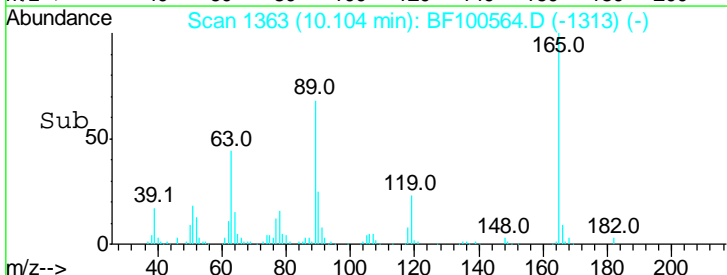
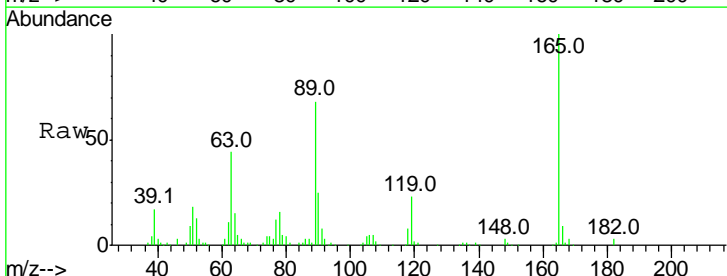
Instrument :
 BNA_F
 ClientSampled :
 PB104235BSD

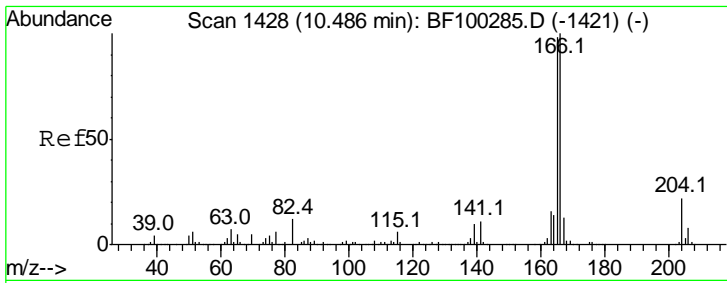
Tgt Ion	Resp	Lower	Upper
139	181144		
109	59.7	48.4	88.4
65	90.2	72.6	112.6



#56
 2,4-Dinitrotoluene
 Concen: 42.592 ng
 RT: 10.10 min Scan# 1363
 Delta R.T. -0.01 min
 Lab File: BF100564.D
 Acq: 15 Nov 2017 3:01

Tgt Ion	Resp	Lower	Upper
165	144582		
63	44.1	36.4	54.6
89	68.2	57.8	86.6
182	2.7	1.6	2.4#

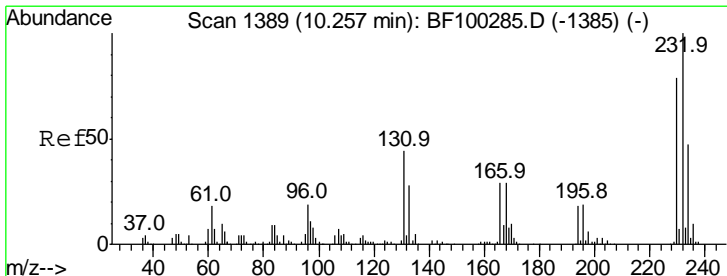
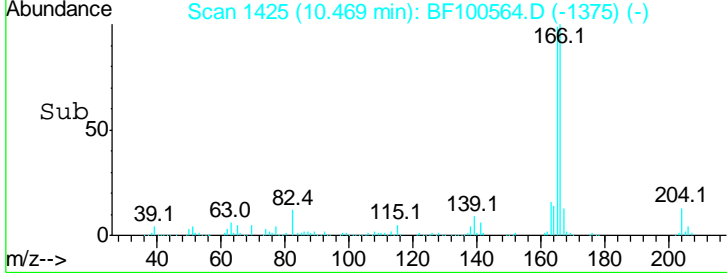
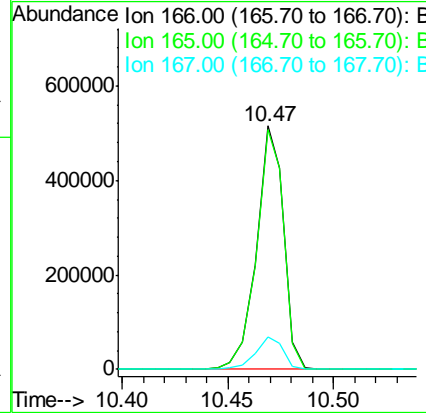
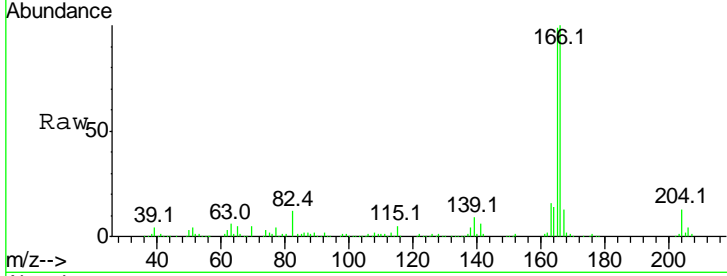




#57
 Fluorene
 Concen: 39.638 ng
 RT: 10.47 min Scan# 1425
 Delta R.T. -0.01 min
 Lab File: BF100564.D
 Acq: 15 Nov 2017 3:01

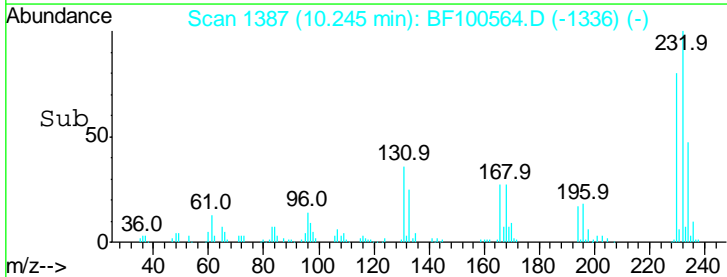
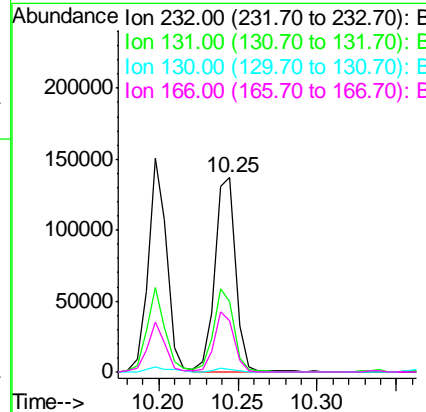
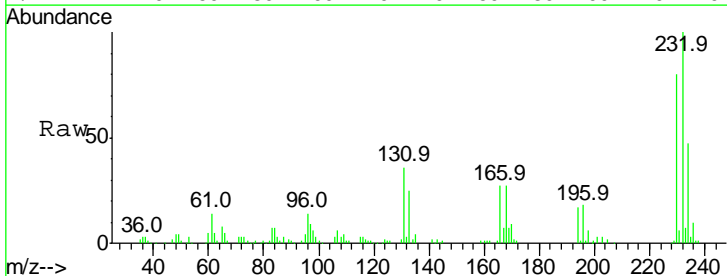
Instrument :
 BNA_F
 ClientSampled :
 PB104235BSD

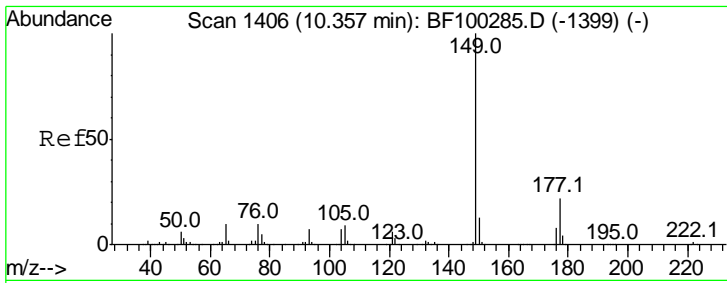
Tgt Ion	Resp	Lower	Upper
166	100		
165	98.7	79.8	119.8
167	13.1	10.6	16.0



#58
 2,3,4,6-Tetrachlorophenol
 Concen: 39.926 ng
 RT: 10.25 min Scan# 1387
 Delta R.T. -0.00 min
 Lab File: BF100564.D
 Acq: 15 Nov 2017 3:01

Tgt Ion	Resp	Lower	Upper
232	100		
131	41.6	43.8	65.8#
130	1.9	2.1	3.1#
166	29.3	27.8	41.6

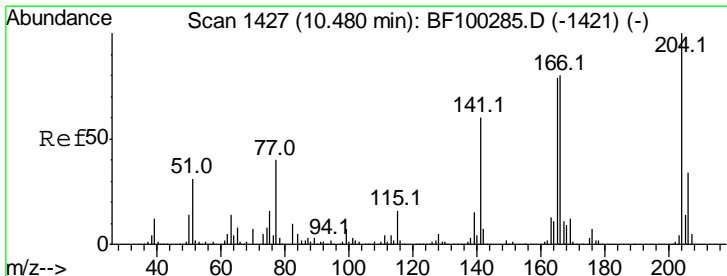
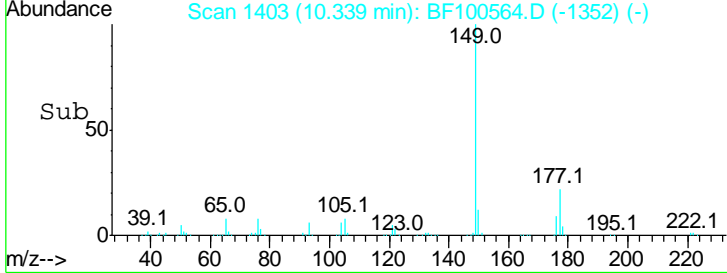
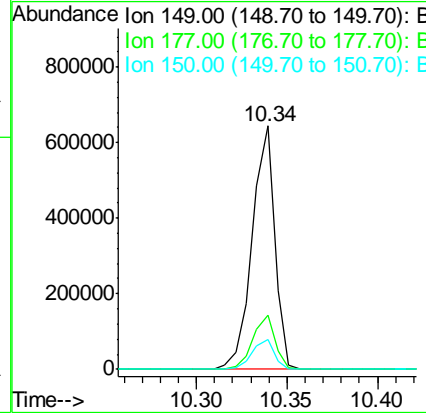
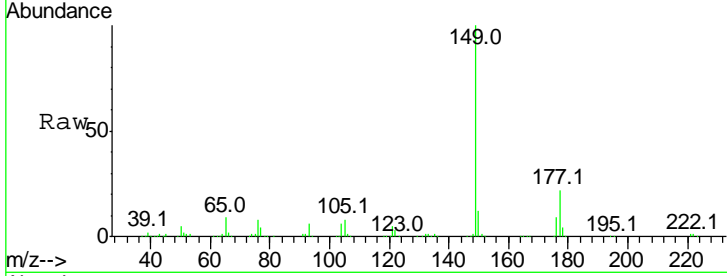




#59
 Diethylphthalate
 Concen: 41.031 ng
 RT: 10.34 min Scan# 1403
 Delta R.T. -0.00 min
 Lab File: BF100564.D
 Acq: 15 Nov 2017 3:01

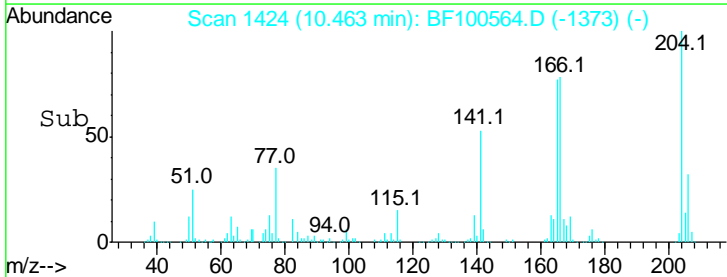
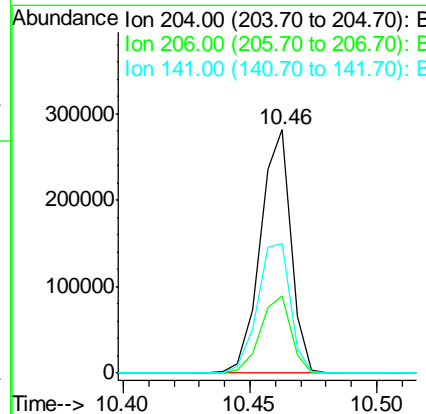
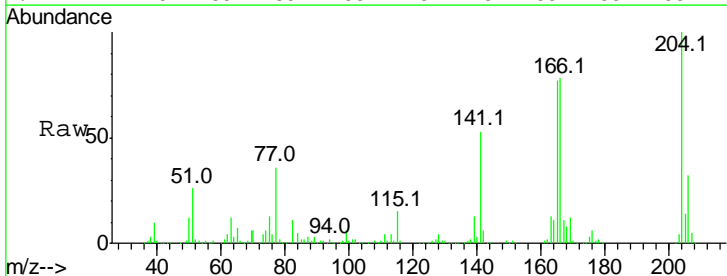
Instrument : BNA_F
 ClientSampleID : PB104235BSD

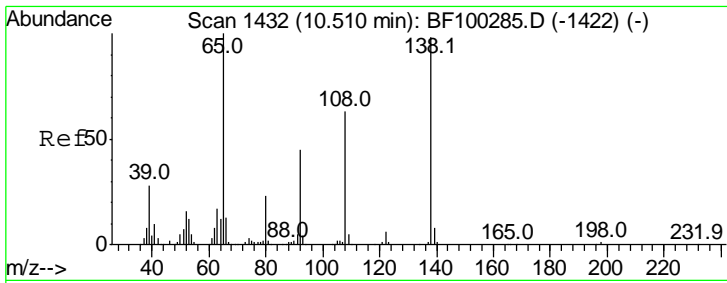
Tgt Ion	Resp	Lower	Upper
149	100		
177	22.4	16.1	24.1
150	12.2	10.1	15.1



#60
 4-Chlorophenyl-phenylether
 Concen: 41.904 ng
 RT: 10.46 min Scan# 1424
 Delta R.T. -0.00 min
 Lab File: BF100564.D
 Acq: 15 Nov 2017 3:01

Tgt Ion	Resp	Lower	Upper
204	100		
206	31.9	26.5	39.7
141	53.2	54.6	81.8#

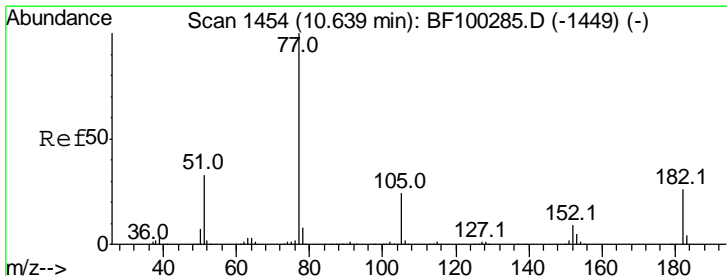
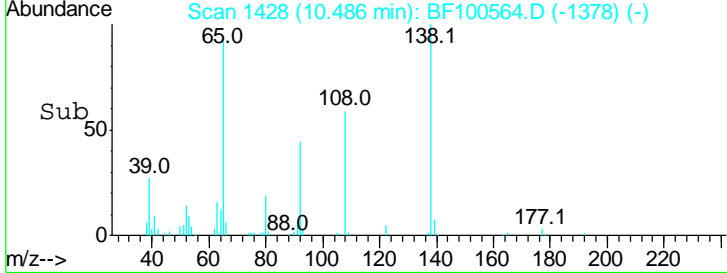
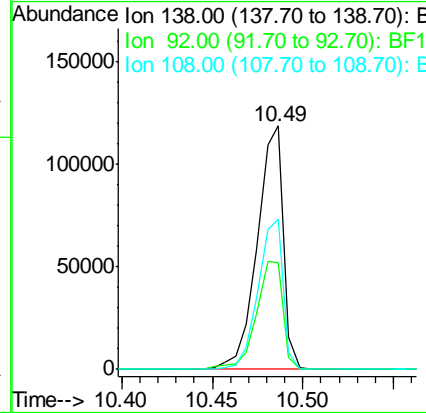
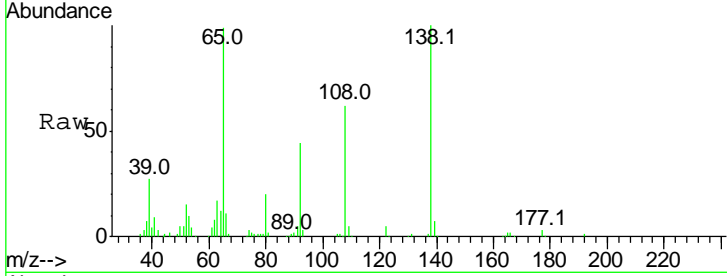




#61
 4-Nitroaniline
 Concen: 39.293 ng
 RT: 10.49 min Scan# 1428
 Delta R.T. -0.01 min
 Lab File: BF100564.D
 Acq: 15 Nov 2017 3:01

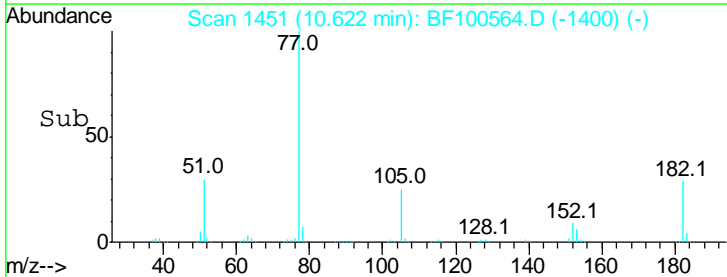
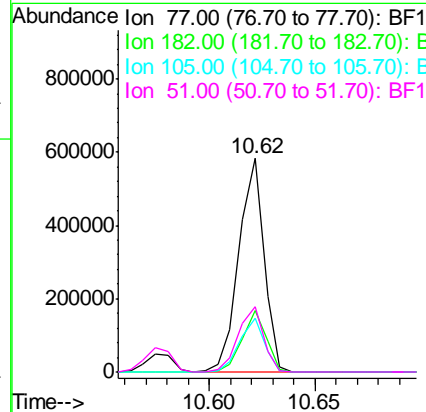
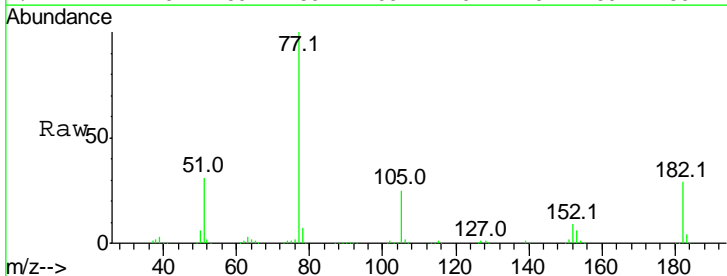
Instrument :
 BNA_F
 ClientSampleId :
 PB104235BSD

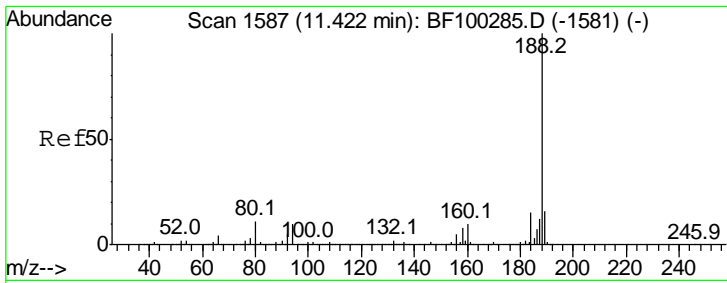
Tgt Ion	Resp	Lower	Upper
138	118388		
92	44.0	30.2	70.2
108	61.5	52.5	92.5



#62
 Azobenzene
 Concen: 37.518 ng
 RT: 10.62 min Scan# 1451
 Delta R.T. -0.00 min
 Lab File: BF100564.D
 Acq: 15 Nov 2017 3:01

Tgt Ion	Resp	Lower	Upper
77	480707		
182	29.0	1.7	41.7
105	25.2	3.0	43.0
51	30.6	9.9	49.9

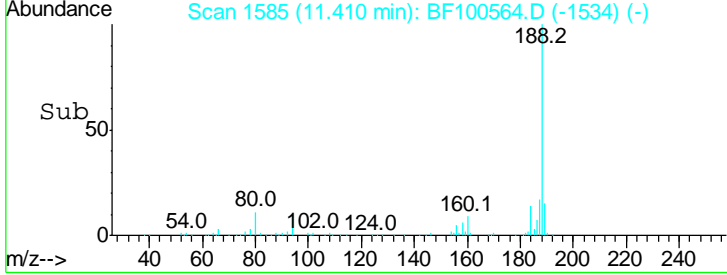
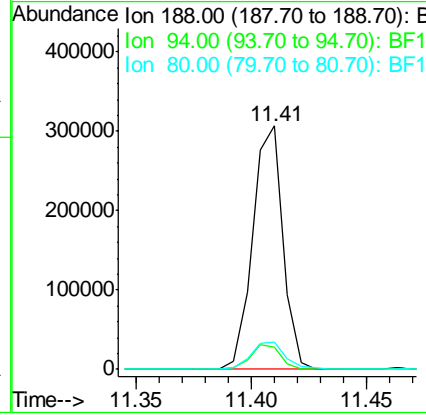
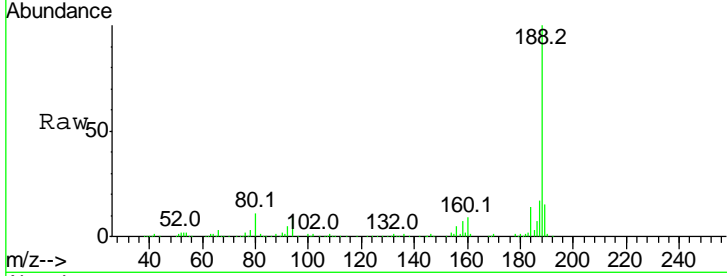




#63
 Phenanthrene-d10
 Concen: 20.000 ng
 RT: 11.41 min Scan# 1585
 Delta R.T. -0.00 min
 Lab File: BF100564.D
 Acq: 15 Nov 2017 3:01

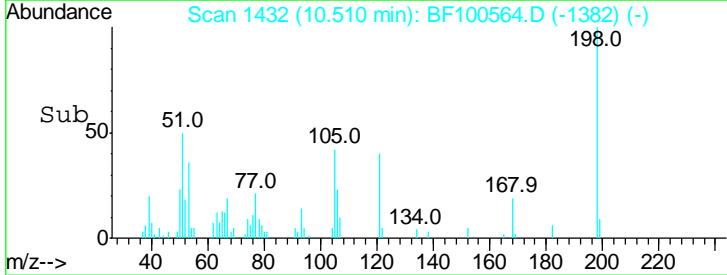
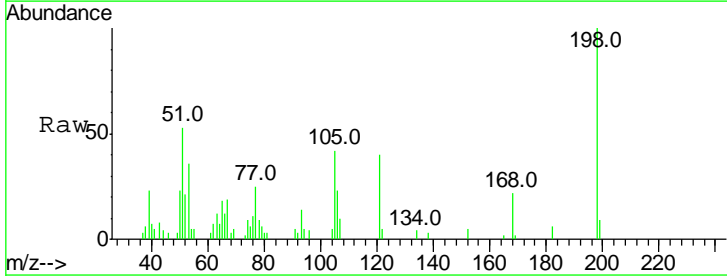
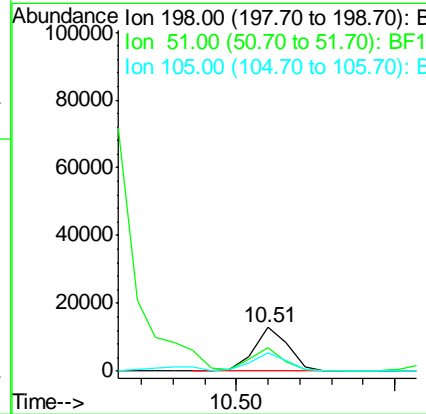
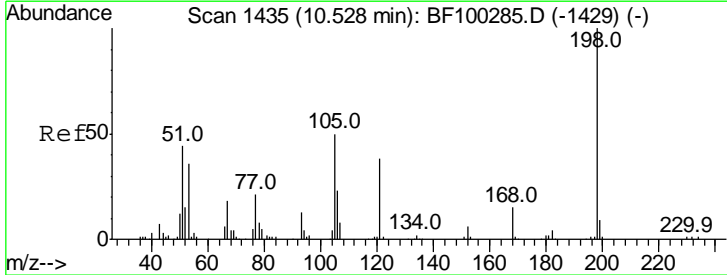
Instrument :
 BNA_F
 ClientSampleId :
 PB104235BSD

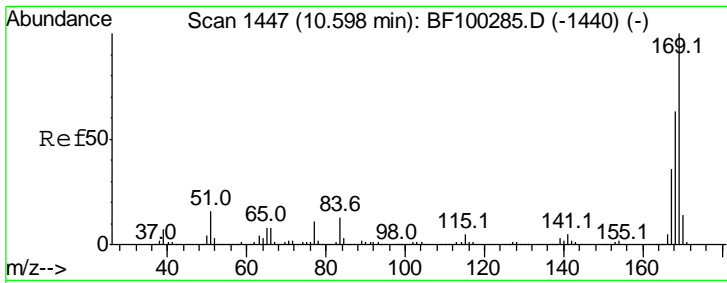
Tgt Ion	Resp	Lower	Upper
188	100		
94	9.0	8.5	12.7
80	11.1	9.2	13.8



#64
 4,6-Dinitro-2-methylphenol
 Concen: 14.238 ng
 RT: 10.51 min Scan# 1432
 Delta R.T. -0.01 min
 Lab File: BF100564.D
 Acq: 15 Nov 2017 3:01

Tgt Ion	Resp	Lower	Upper
198	100		
51	52.9	37.7	77.7
105	42.3	36.3	76.3

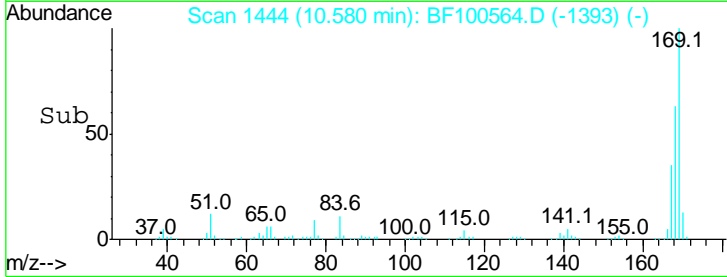
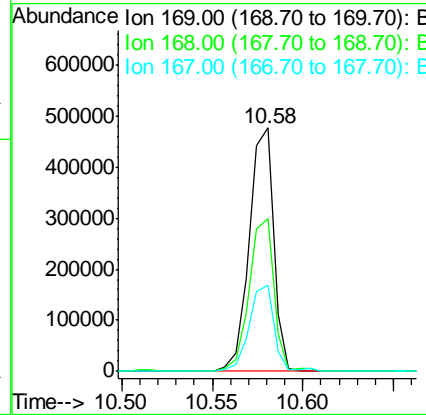
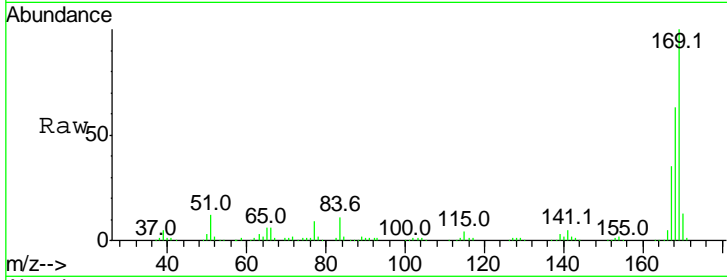




#65
 n-Nitrosodiphenylamine
 Concen: 45.724 ng
 RT: 10.58 min Scan# 1444
 Delta R.T. -0.00 min
 Lab File: BF100564.D
 Acq: 15 Nov 2017 3:01

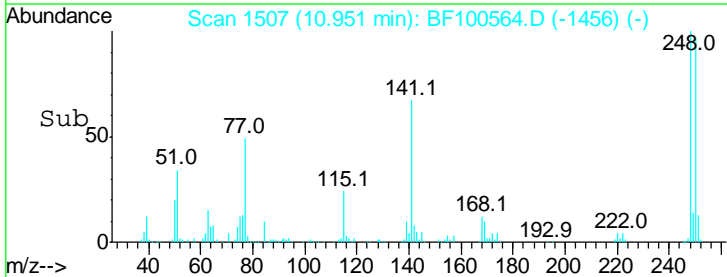
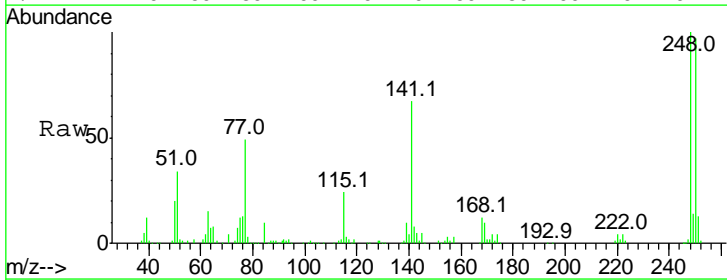
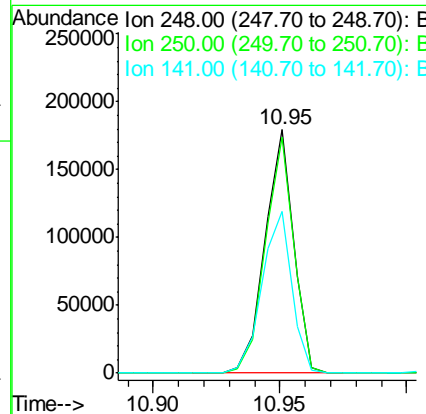
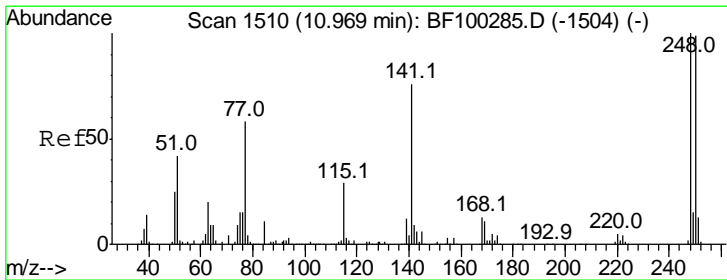
Instrument :
 BNA_F
 ClientSampleId :
 PB104235BSD

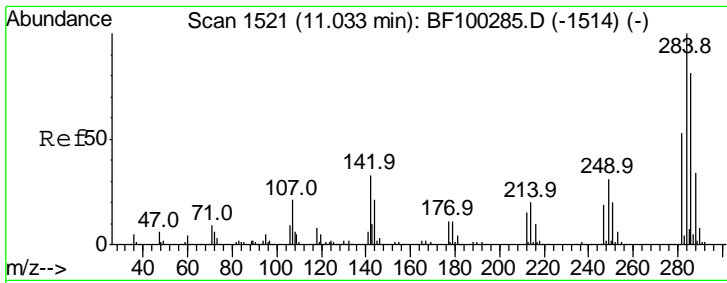
Tgt Ion	Resp	Lower	Upper
169	100		
168	62.8	54.4	81.6
167	35.5	29.8	44.6



#66
 4-Bromophenyl-phenylether
 Concen: 47.117 ng
 RT: 10.95 min Scan# 1507
 Delta R.T. -0.00 min
 Lab File: BF100564.D
 Acq: 15 Nov 2017 3:01

Tgt Ion	Resp	Lower	Upper
248	100		
250	97.0	76.9	115.3
141	66.5	74.4	111.6#

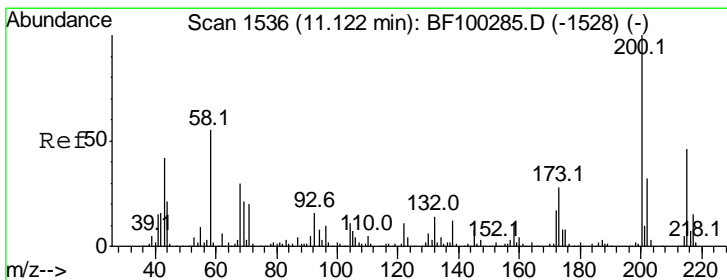
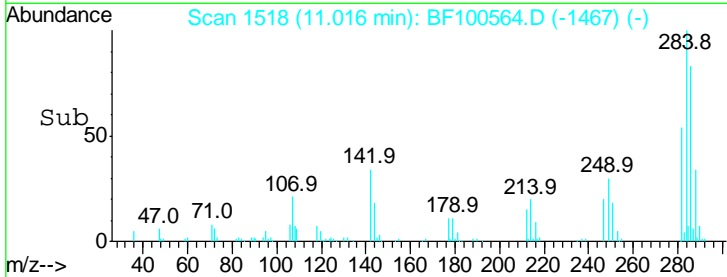
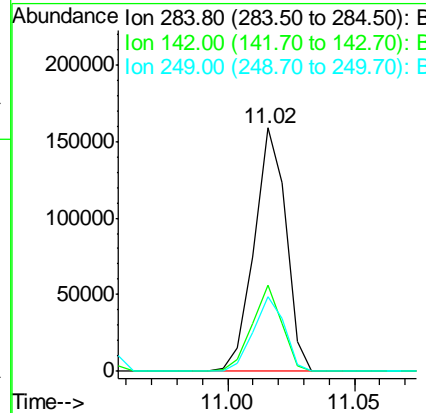
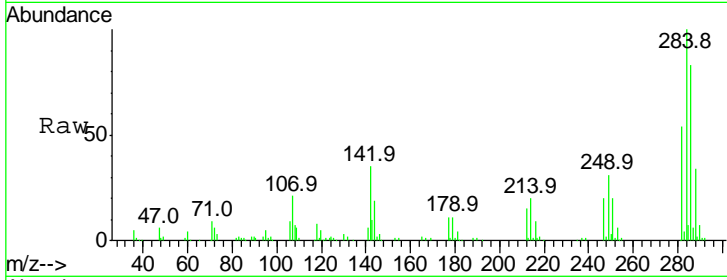




#67
 Hexachlorobenzene
 Concen: 44.188 ng
 RT: 11.02 min Scan# 1518
 Delta R.T. -0.00 min
 Lab File: BF100564.D
 Acq: 15 Nov 2017 3:01

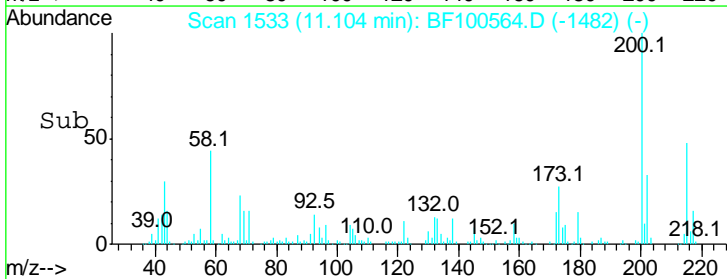
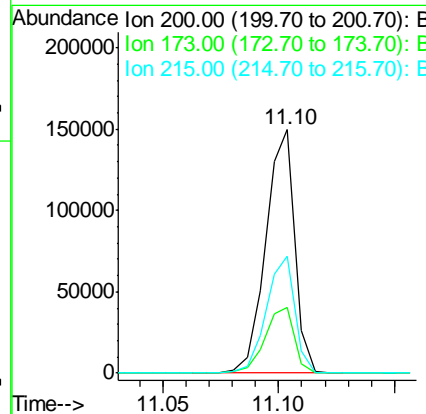
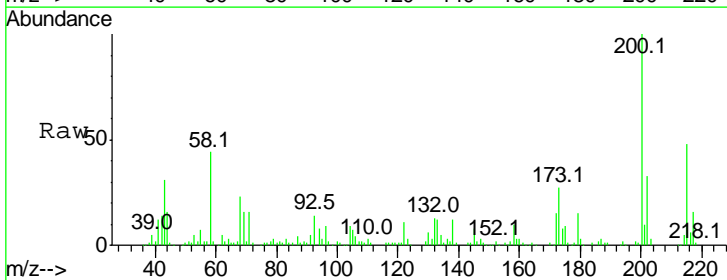
Instrument :
 BNA_F
 ClientSampleId :
 PB104235BSD

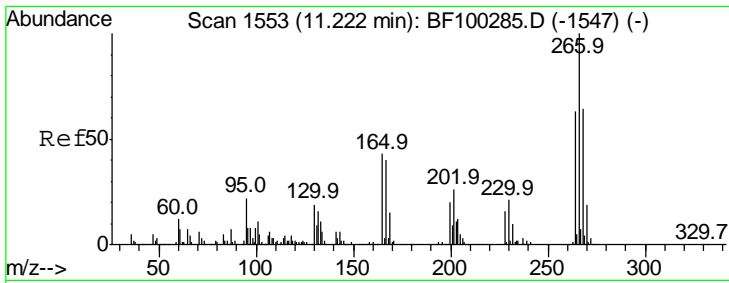
Tgt Ion	Resp	Lower	Upper
284	100		
142	35.4	34.6	52.0
249	30.8	24.8	37.2



#68
 Atrazine
 Concen: 44.053 ng
 RT: 11.10 min Scan# 1533
 Delta R.T. -0.00 min
 Lab File: BF100564.D
 Acq: 15 Nov 2017 3:01

Tgt Ion	Resp	Lower	Upper
200	100		
173	26.8	8.6	48.6
215	47.8	25.1	65.1

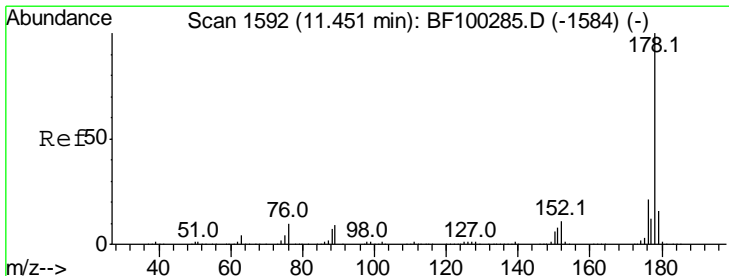
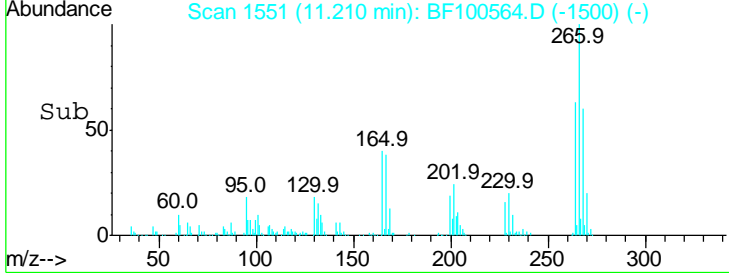
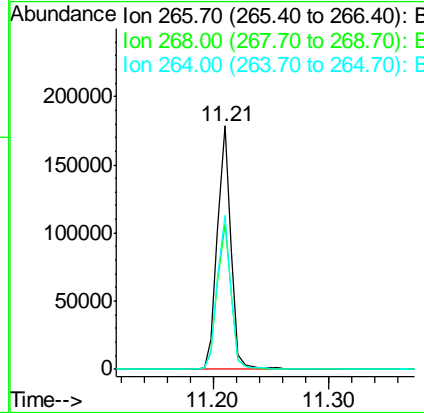
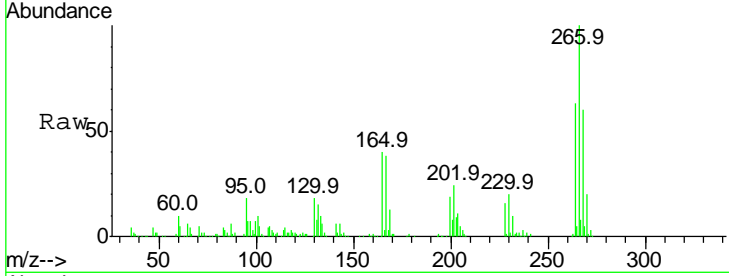




#69
 Pentachlorophenol
 Concen: 64.703 ng
 RT: 11.21 min Scan# 1551
 Delta R.T. -0.00 min
 Lab File: BF100564.D
 Acq: 15 Nov 2017 3:01

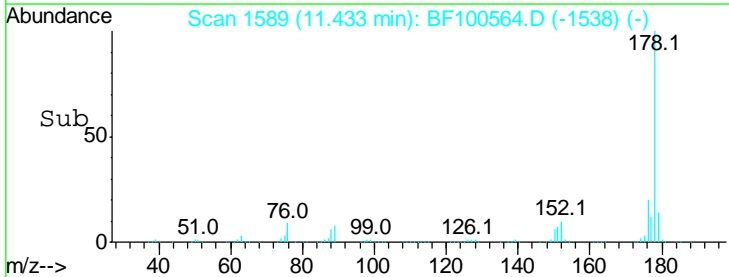
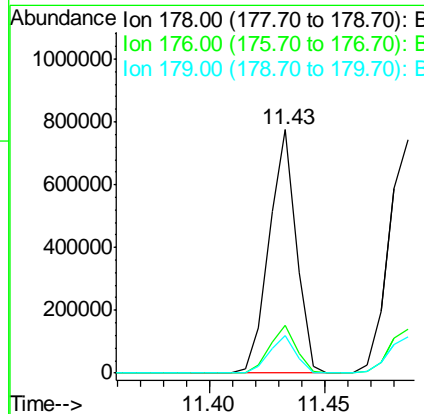
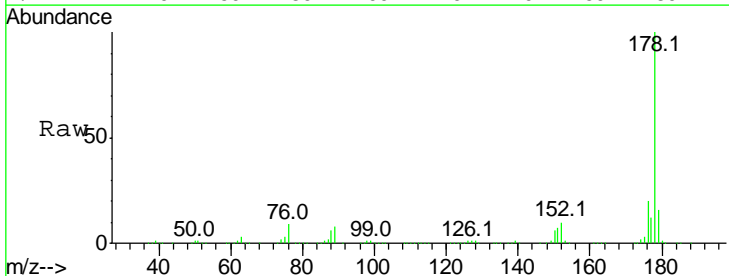
Instrument :
 BNA_F
ClientSampled :
 PB104235BSD

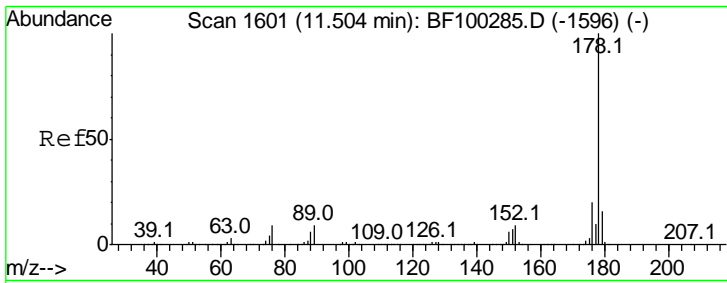
Tgt Ion	Resp	Lower	Upper
266	100		
268	59.5	51.1	76.7
264	63.3	49.5	74.3



#70
 Phenanthrene
 Concen: 42.843 ng
 RT: 11.43 min Scan# 1589
 Delta R.T. -0.00 min
 Lab File: BF100564.D
 Acq: 15 Nov 2017 3:01

Tgt Ion	Resp	Lower	Upper
178	100		
176	19.5	15.8	23.8
179	15.6	13.0	19.6

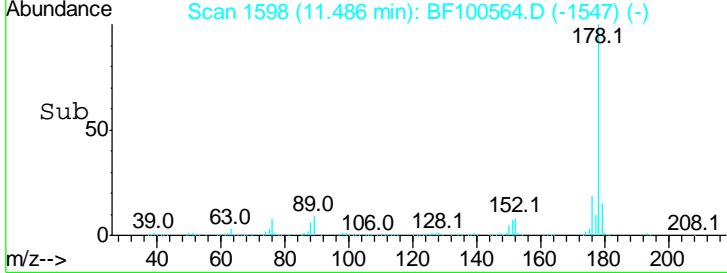
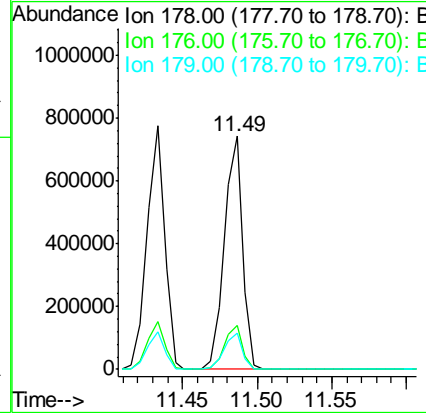
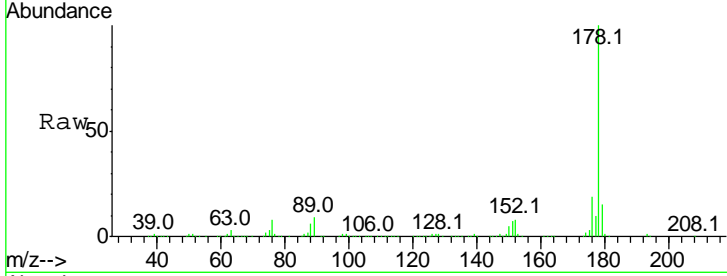




#71
 Anthracene
 Concen: 42.889 ng
 RT: 11.49 min Scan# 1598
 Delta R.T. -0.00 min
 Lab File: BF100564.D
 Acq: 15 Nov 2017 3:01

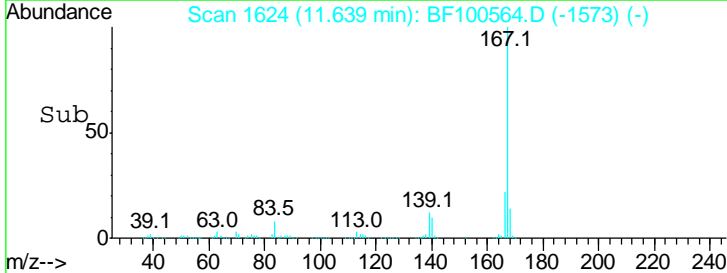
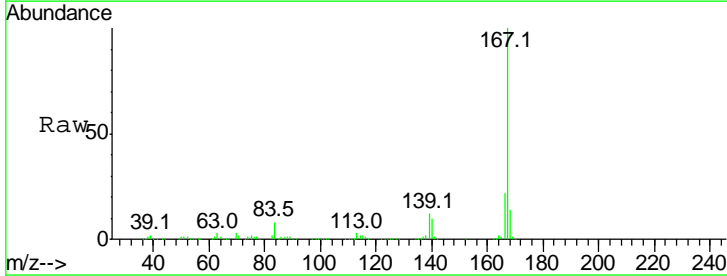
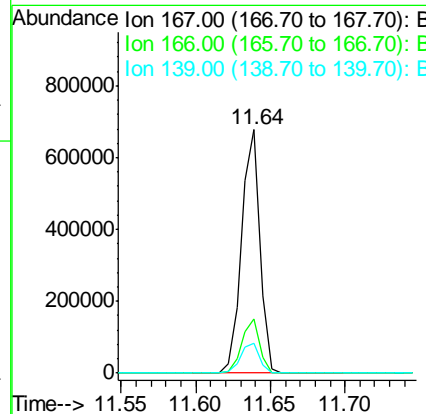
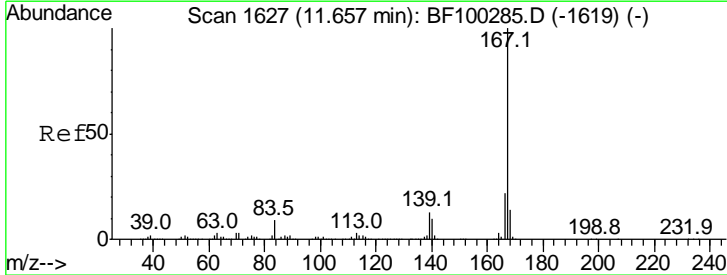
Instrument :
 BNA_F
 ClientSampleId :
 PB104235BSD

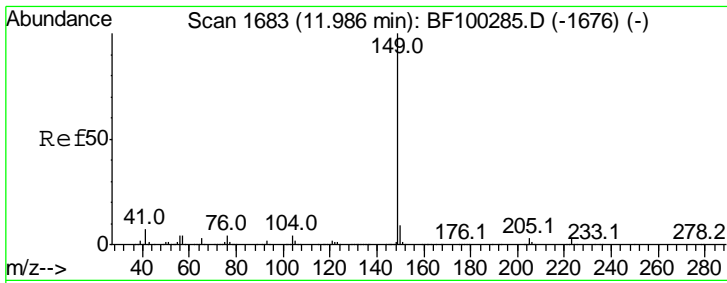
Tgt Ion	Resp	Lower	Upper
178	100		
176	19.0	15.4	23.2
179	15.5	12.6	19.0



#72
 Carbazole
 Concen: 42.335 ng
 RT: 11.64 min Scan# 1624
 Delta R.T. -0.00 min
 Lab File: BF100564.D
 Acq: 15 Nov 2017 3:01

Tgt Ion	Resp	Lower	Upper
167	100		
166	22.4	17.6	26.4
139	12.4	10.9	16.3

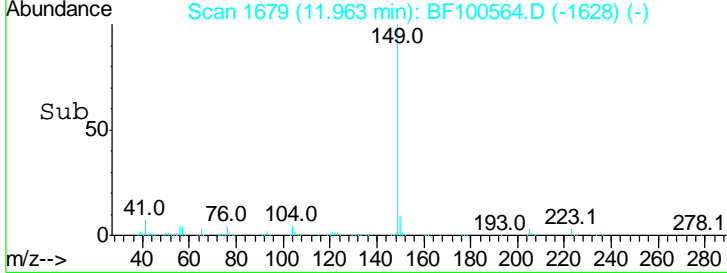
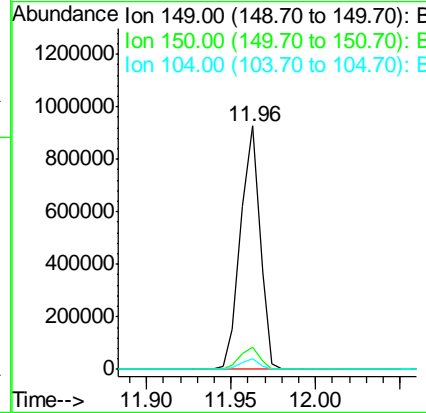
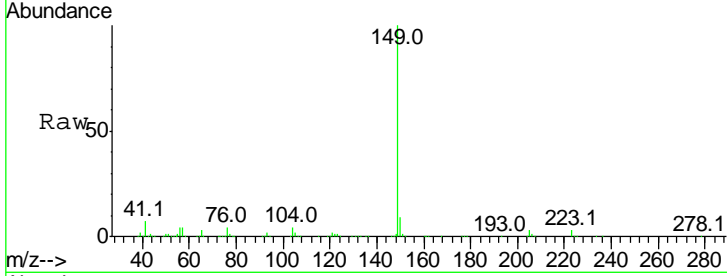




#73
 Di-n-butylphthalate
 Concen: 45.972 ng
 RT: 11.96 min Scan# 1679
 Delta R.T. -0.00 min
 Lab File: BF100564.D
 Acq: 15 Nov 2017 3:01

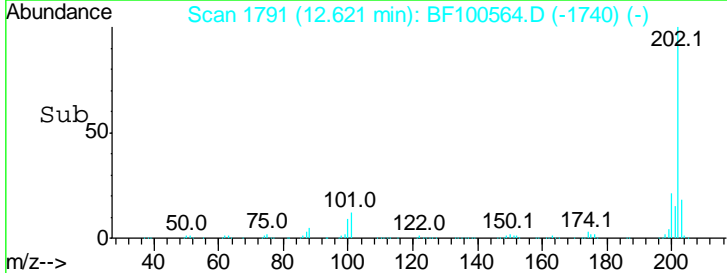
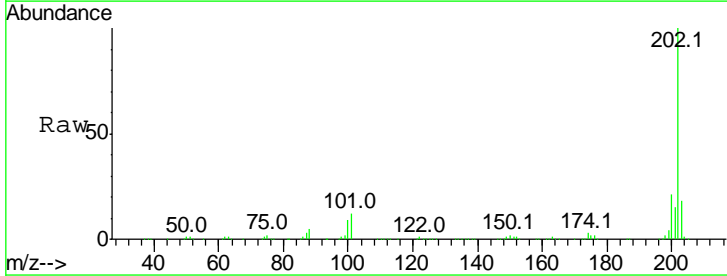
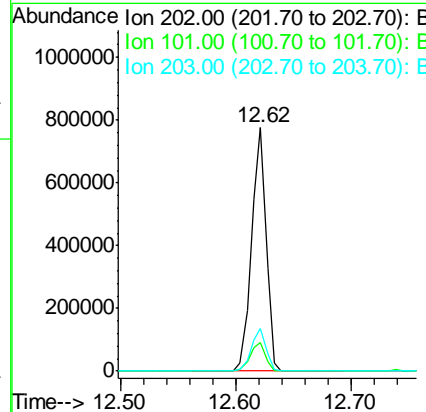
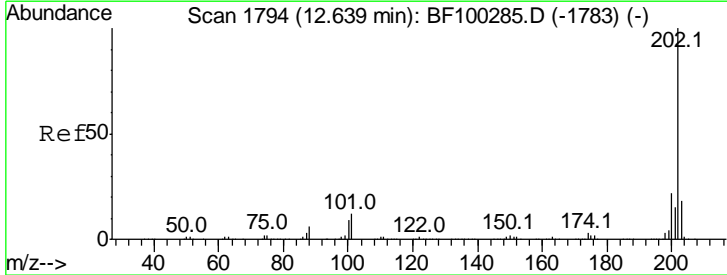
Instrument :
 BNA_F
ClientSampleId :
 PB104235BSD

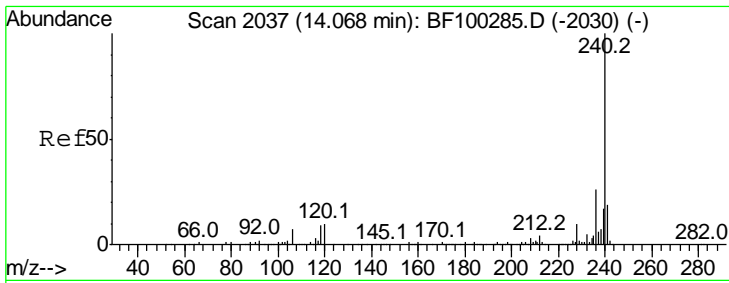
Tgt Ion	Resp	Lower	Upper
149	100		
150	9.0	7.8	11.6
104	4.3	3.8	5.8



#74
 Fluoranthene
 Concen: 42.994 ng
 RT: 12.62 min Scan# 1791
 Delta R.T. -0.00 min
 Lab File: BF100564.D
 Acq: 15 Nov 2017 3:01

Tgt Ion	Resp	Lower	Upper
202	100		
101	11.5	0.0	34.1
203	17.8	0.0	38.1

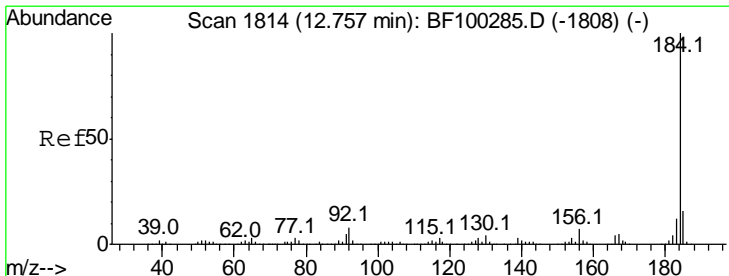
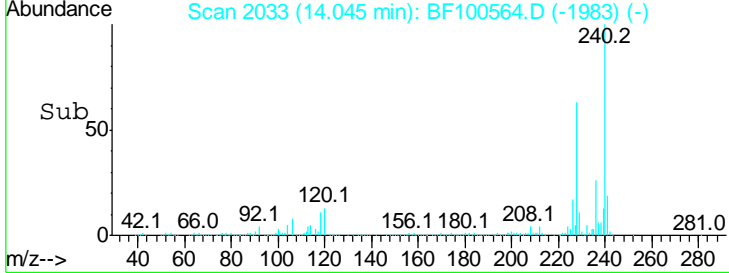
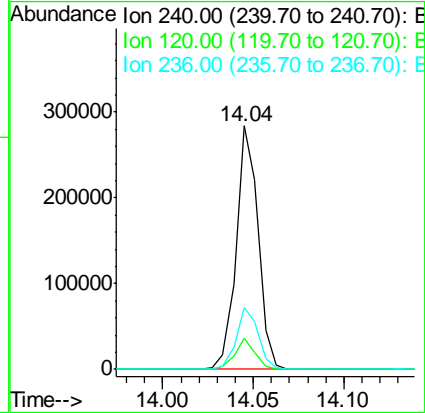
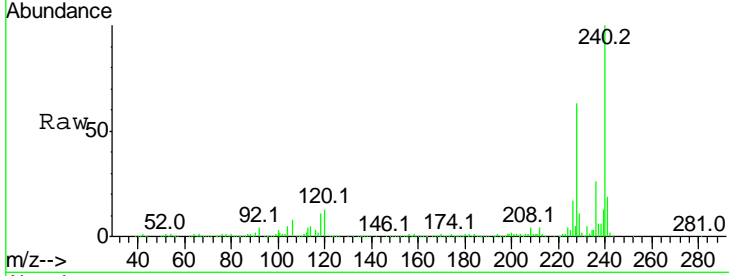




#75
 Chrysene-d12
 Concen: 20.000 ng
 RT: 14.04 min Scan# 2033
 Delta R.T. -0.01 min
 Lab File: BF100564.D
 Acq: 15 Nov 2017 3:01

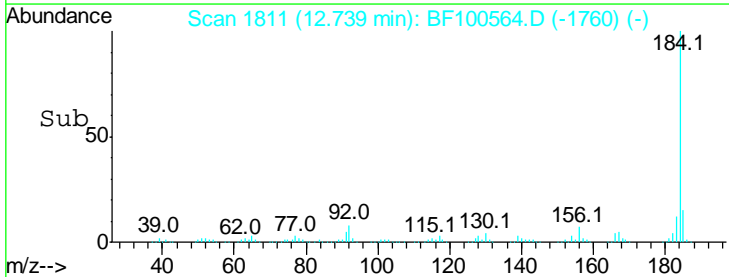
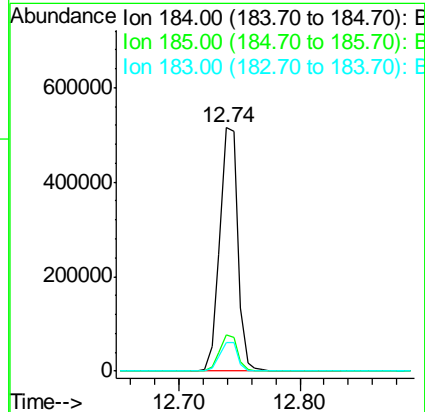
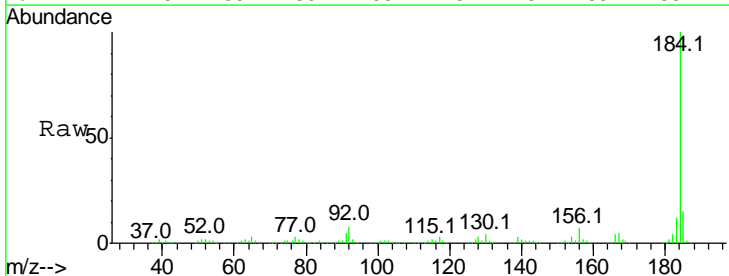
Instrument :
 BNA_F
 ClientSampleId :
 PB104235BSD

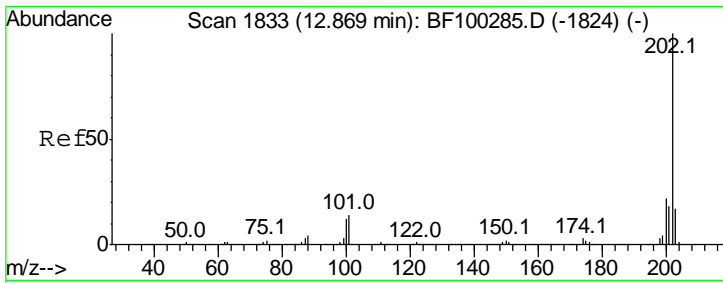
Tgt Ion	Resp	Lower	Upper
240	100		
120	12.8	9.5	14.3
236	25.6	20.7	31.1



#76
 Benzidine
 Concen: 55.213 ng
 RT: 12.74 min Scan# 1811
 Delta R.T. -0.00 min
 Lab File: BF100564.D
 Acq: 15 Nov 2017 3:01

Tgt Ion	Resp	Lower	Upper
184	100		
185	15.1	12.6	18.8
183	11.8	9.3	13.9



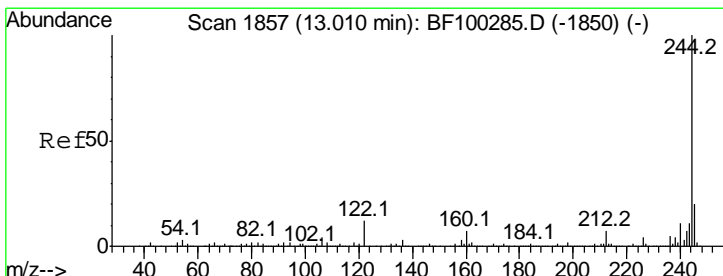
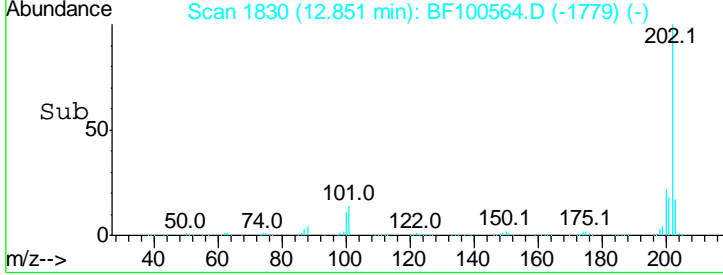
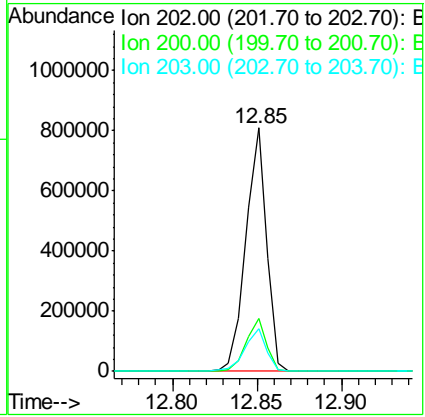
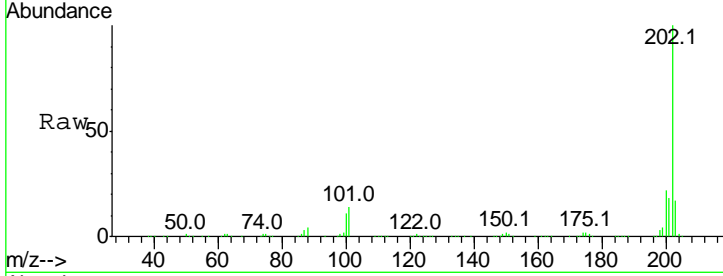


#77
 Pyrene
 Concen: 40.826 ng
 RT: 12.85 min Scan# 1830
 Delta R.T. -0.00 min
 Lab File: BF100564.D
 Acq: 15 Nov 2017 3:01

Instrument : BNA_F
 ClientSampled : PB104235BSD

Tgt Ion: 202 Resp: 695081

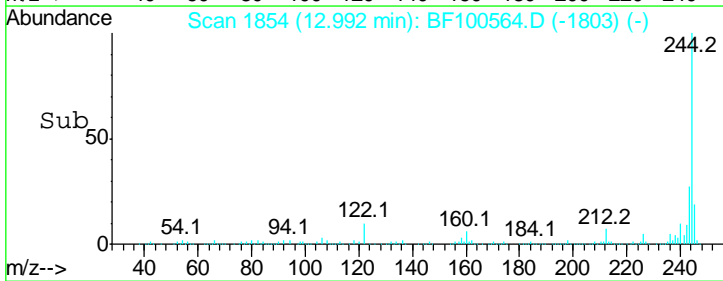
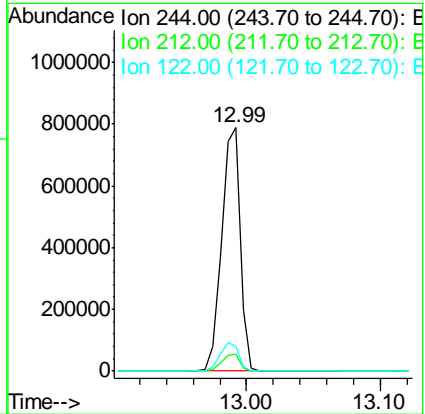
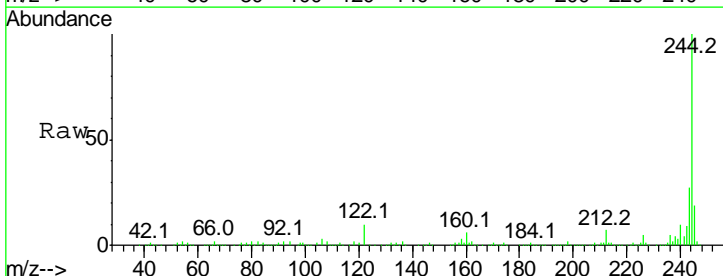
Ion	Ratio	Lower	Upper
202	100		
200	21.5	17.4	26.2
203	17.4	14.3	21.5

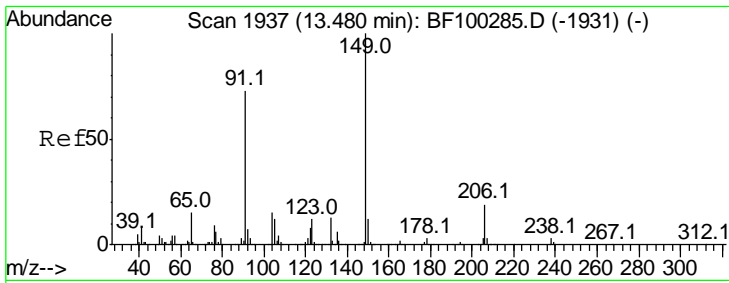


#78
 Terphenyl-d14
 Concen: 74.793 ng
 RT: 12.99 min Scan# 1854
 Delta R.T. -0.00 min
 Lab File: BF100564.D
 Acq: 15 Nov 2017 3:01

Tgt Ion: 244 Resp: 777445

Ion	Ratio	Lower	Upper
244	100		
212	6.8	5.4	8.0
122	10.0	11.0	16.4#

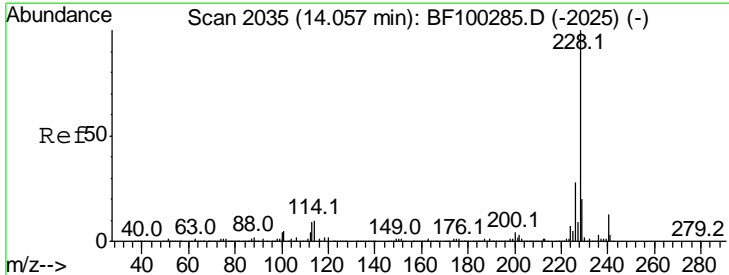
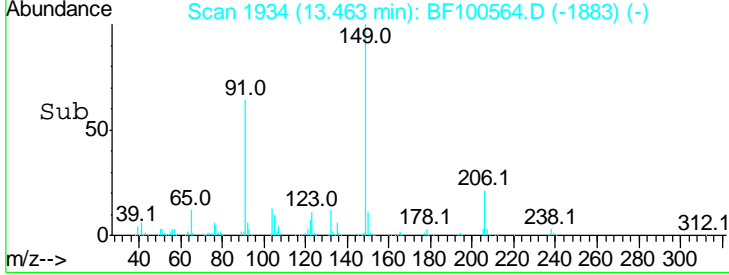
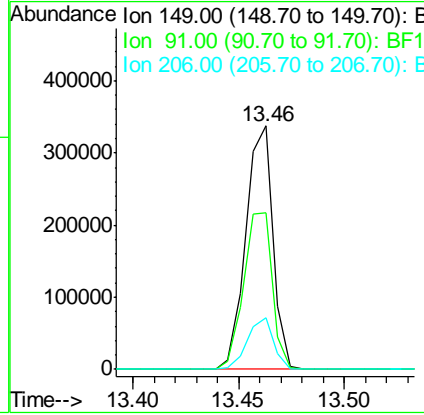
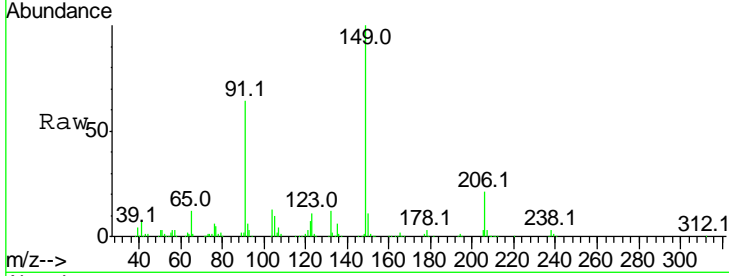




#79
 Butylbenzylphthalate
 Concen: 43.280 ng
 RT: 13.46 min Scan# 1934
 Delta R.T. -0.00 min
 Lab File: BF100564.D
 Acq: 15 Nov 2017 3:01

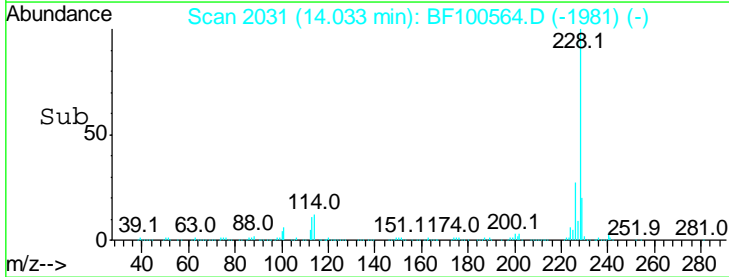
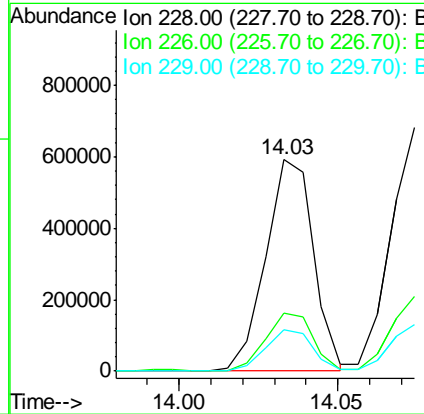
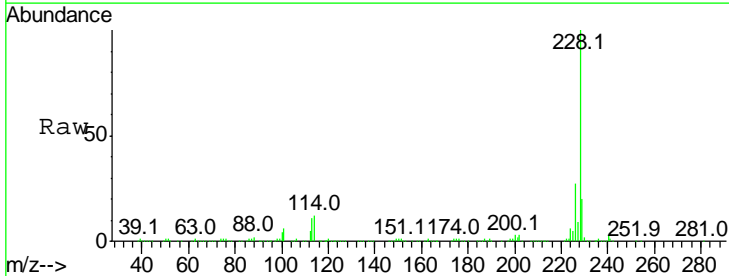
Instrument :
 BNA_F
 ClientSampleId :
 PB104235BSD

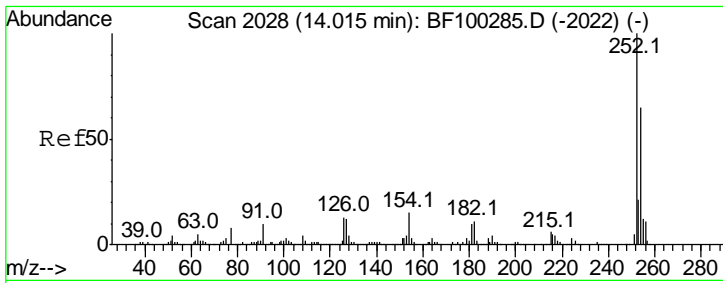
Tgt Ion	Resp	Lower	Upper
149	100		
91	64.2	56.8	85.2
206	21.4	14.1	21.1



#80
 Benzo(a)anthracene
 Concen: 43.096 ng
 RT: 14.03 min Scan# 2031
 Delta R.T. -0.01 min
 Lab File: BF100564.D
 Acq: 15 Nov 2017 3:01

Tgt Ion	Resp	Lower	Upper
228	100		
226	27.4	22.6	33.8
229	19.7	15.8	23.6

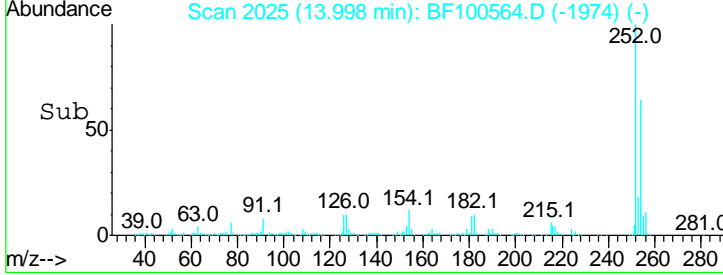
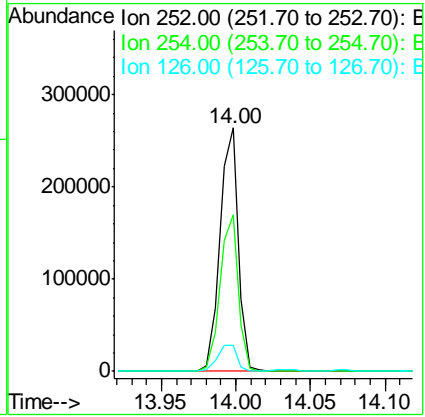
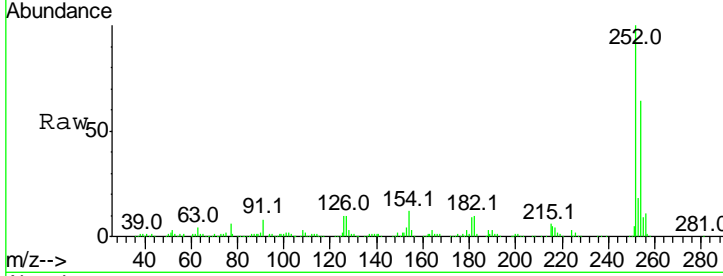




#81
 3,3'-Dichlorobenzidine
 Concen: 44.552 ng
 RT: 14.00 min Scan# 2025
 Delta R.T. -0.00 min
 Lab File: BF100564.D
 Acq: 15 Nov 2017 3:01


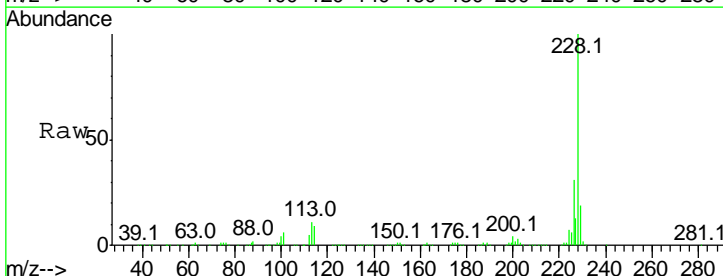
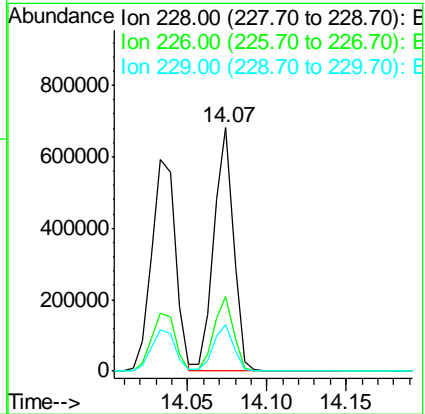
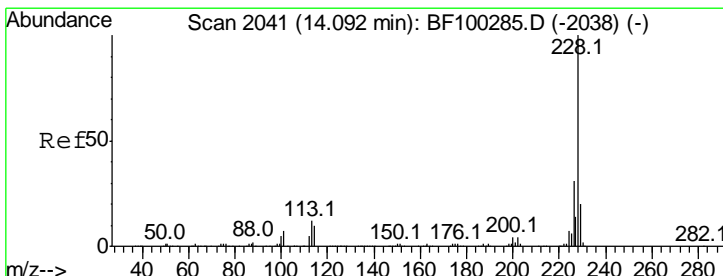
Instrument :
 BNA_F
 ClientSampled :
 PB104235BSD

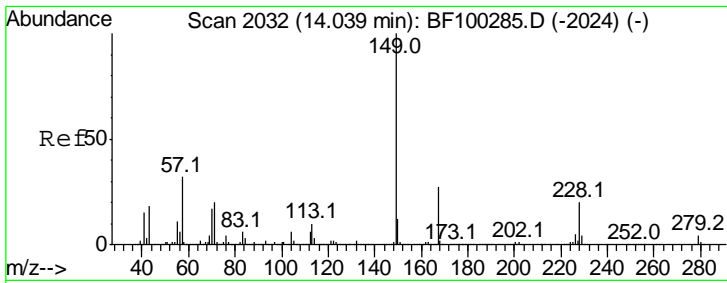
Tgt Ion	Resp	Lower	Upper
252	100		
254	64.4	50.4	75.6
126	10.5	11.3	16.9#



#82
 Chrysene
 Concen: 42.261 ng
 RT: 14.07 min Scan# 2038
 Delta R.T. -0.00 min
 Lab File: BF100564.D
 Acq: 15 Nov 2017 3:01

Tgt Ion	Resp	Lower	Upper
228	100		
226	30.7	25.0	37.6
229	19.3	16.2	24.4

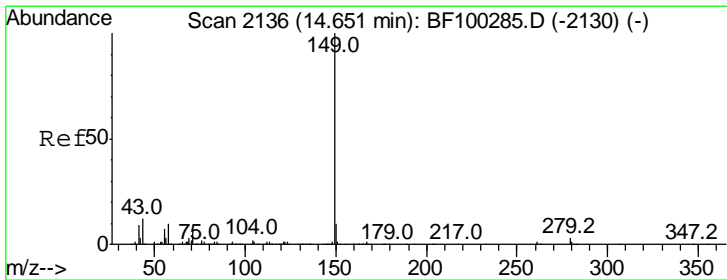
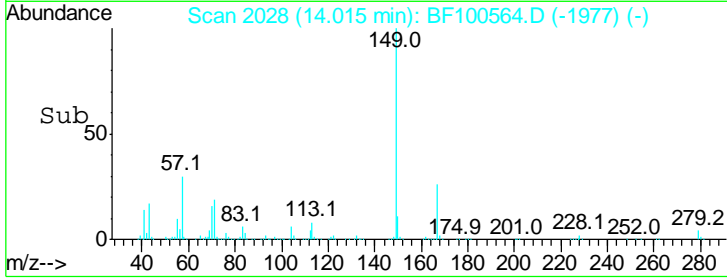
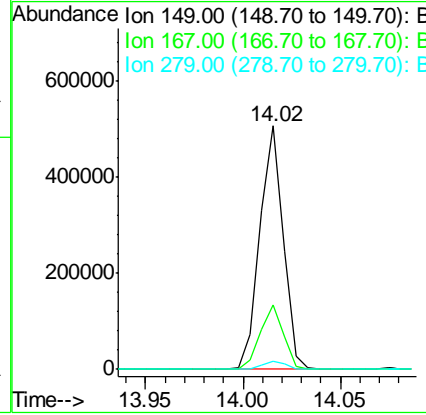
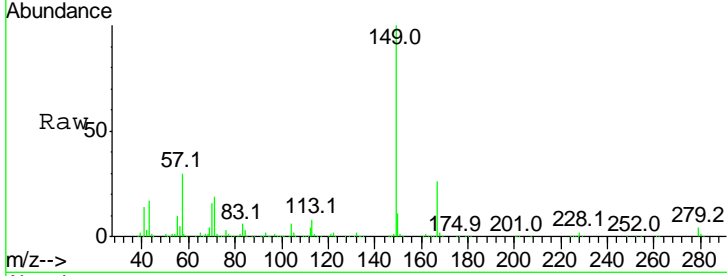




#83
 Bis(2-ethylhexyl)phthalate
 Concen: 46.111 ng
 RT: 14.02 min Scan# 2028
 Delta R.T. -0.00 min
 Lab File: BF100564.D
 Acq: 15 Nov 2017 3:01

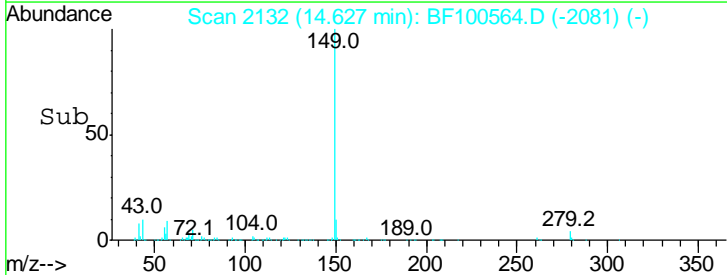
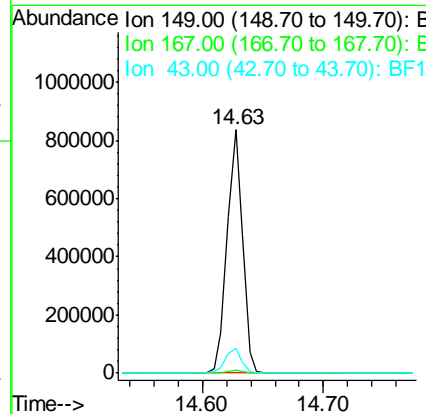
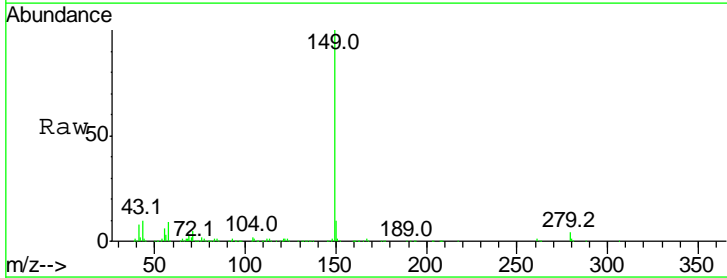
Instrument :
 BNA_F
 ClientSampled :
 PB104235BSD

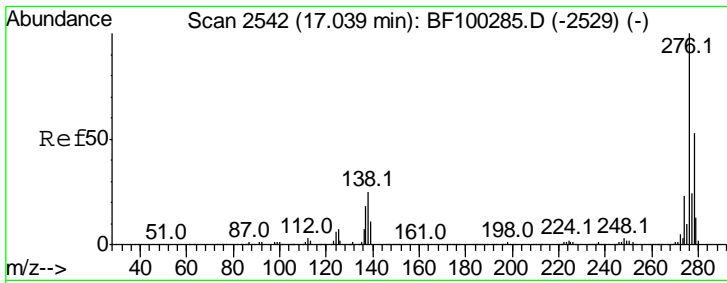
Tgt Ion	Resp	Lower	Upper
149	100		
167	26.2	21.3	31.9
279	3.5	3.0	4.4



#84
 Di-n-octyl phthalate
 Concen: 47.090 ng
 RT: 14.63 min Scan# 2132
 Delta R.T. -0.00 min
 Lab File: BF100564.D
 Acq: 15 Nov 2017 3:01

Tgt Ion	Resp	Lower	Upper
149	100		
167	1.5	1.2	1.8
43	10.4	8.4	12.6

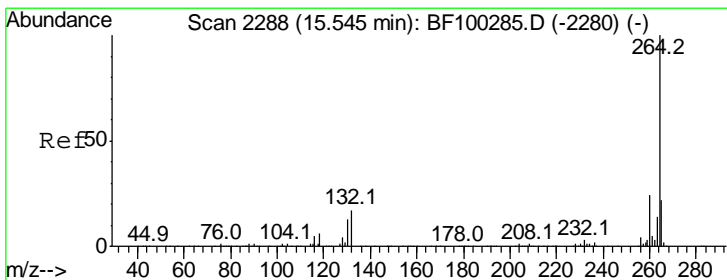
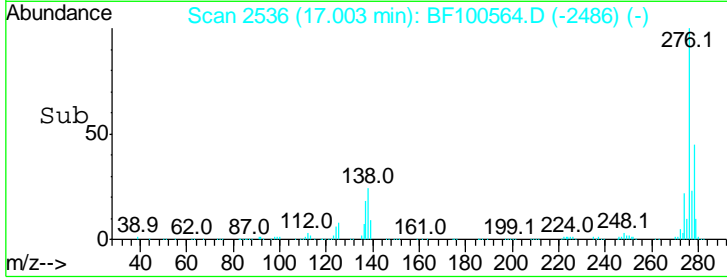
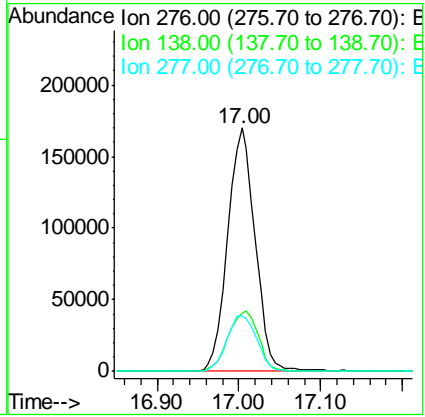
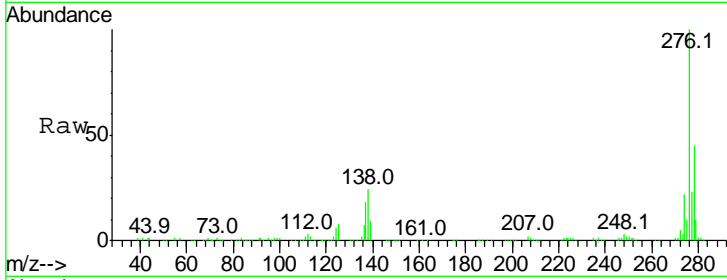




#85
 Indeno(1,2,3-cd)pyrene
 Concen: 35.306 ng
 RT: 17.00 min Scan# 2536
 Delta R.T. -0.01 min
 Lab File: BF100564.D
 Acq: 15 Nov 2017 3:01

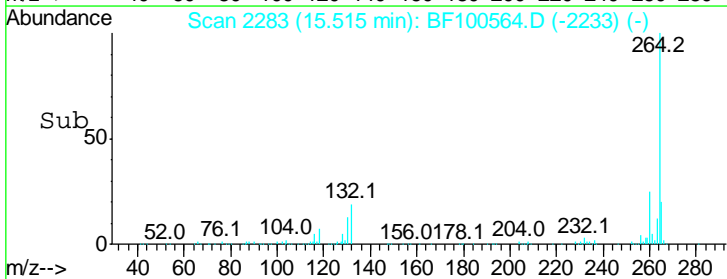
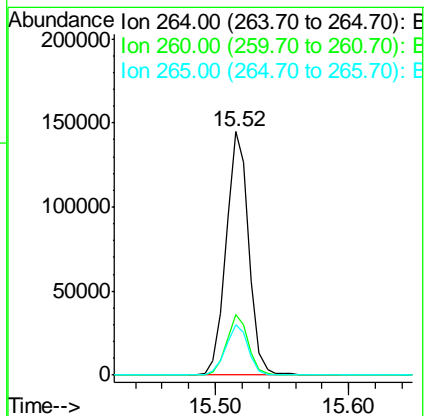
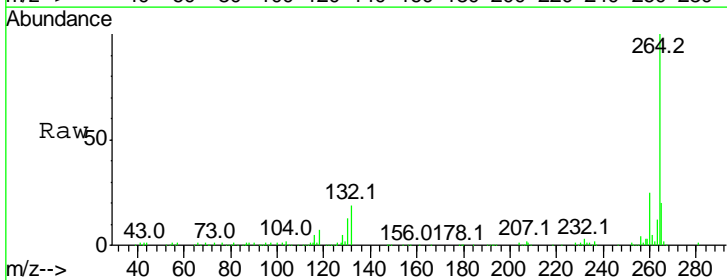
Instrument :
 BNA_F
 ClientSampleId :
 PB104235BSD

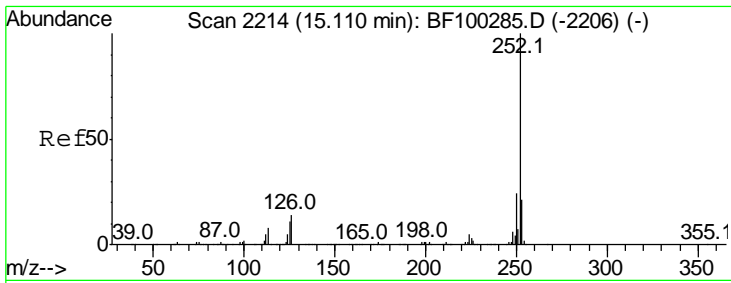
Tgt Ion	Resp	Lower	Upper
276	100		
138	27.4	25.0	37.6
277	25.0	20.1	30.1



#86
 Perylene-d12
 Concen: 20.000 ng
 RT: 15.52 min Scan# 2283
 Delta R.T. -0.01 min
 Lab File: BF100564.D
 Acq: 15 Nov 2017 3:01

Tgt Ion	Resp	Lower	Upper
264	100		
260	24.7	19.2	28.8
265	20.4	17.5	26.3

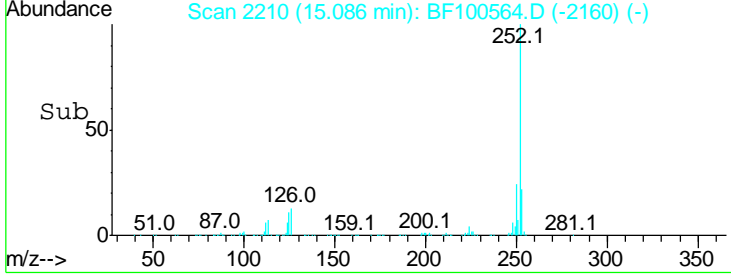
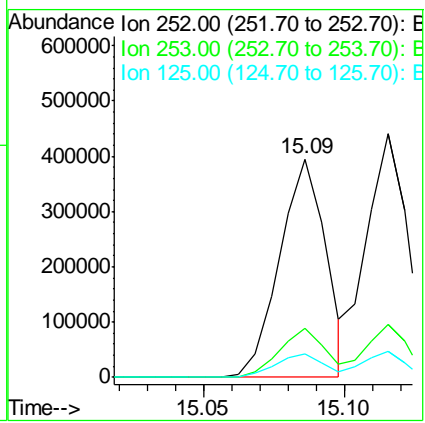
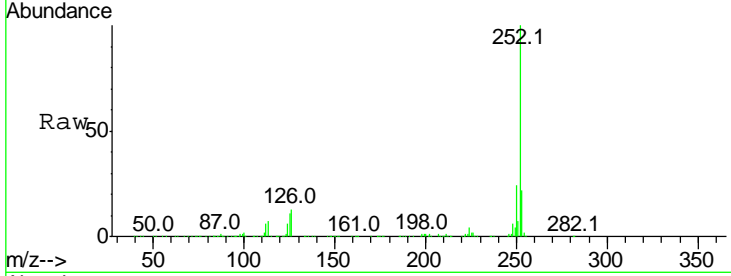




#87
 Benzo(b)fluoranthene
 Concen: 43.904 ng
 RT: 15.09 min Scan# 2210
 Delta R.T. -0.01 min
 Lab File: BF100564.D
 Acq: 15 Nov 2017 3:01

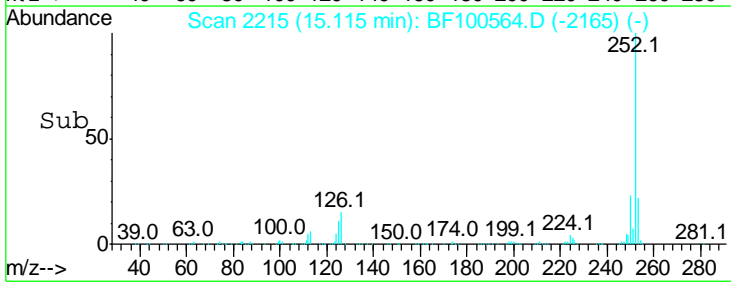
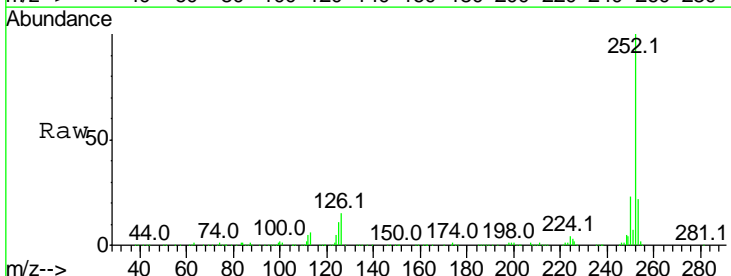
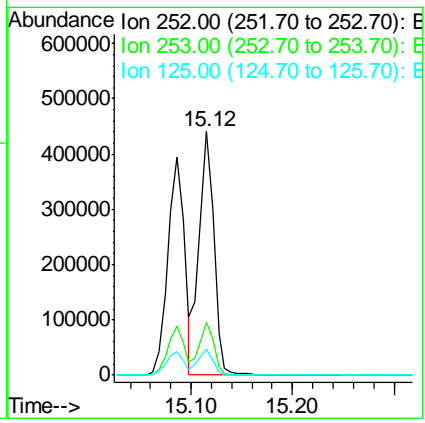
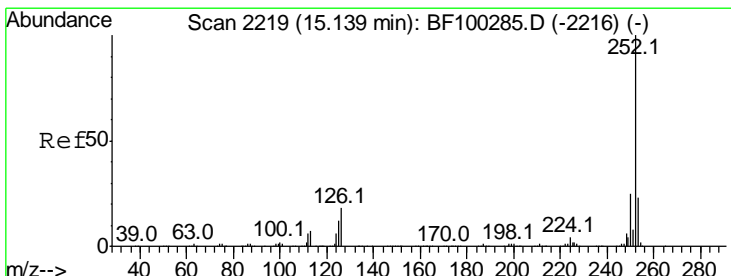
Instrument : BNA_F
 ClientSampleId : PB104235BSD

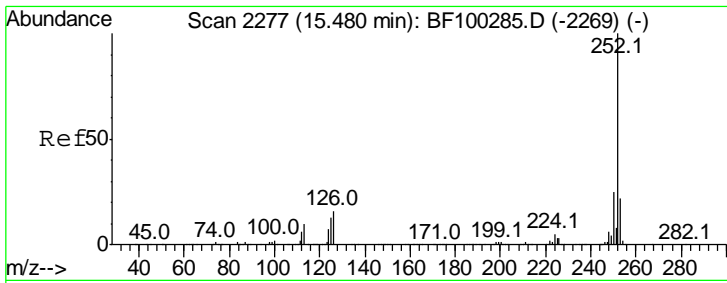
Tgt Ion	Resp	Lower	Upper
252	100		
253	22.2	17.0	25.6
125	10.6	9.0	13.6



#88
 Benzo(k)fluoranthene
 Concen: 46.936 ng
 RT: 15.12 min Scan# 2215
 Delta R.T. -0.01 min
 Lab File: BF100564.D
 Acq: 15 Nov 2017 3:01

Tgt Ion	Resp	Lower	Upper
252	100		
253	21.8	17.9	26.9
125	10.7	10.2	15.2

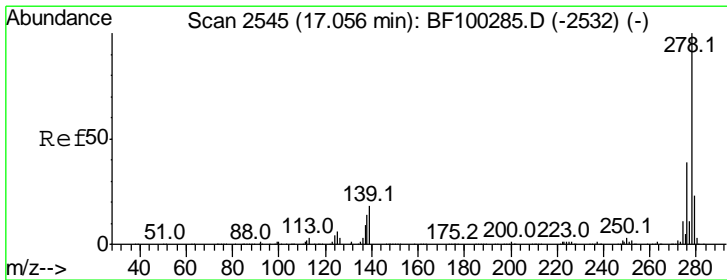
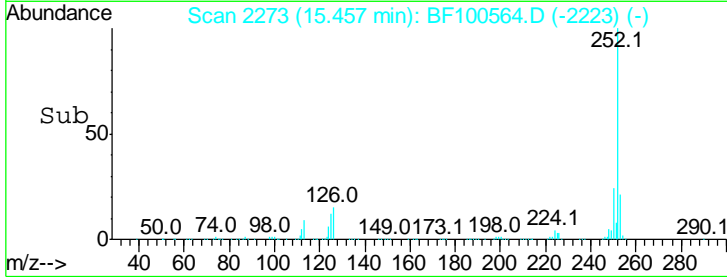
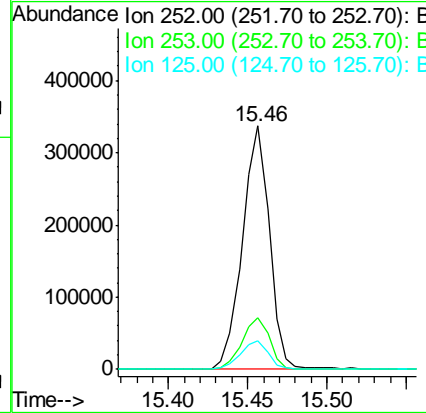
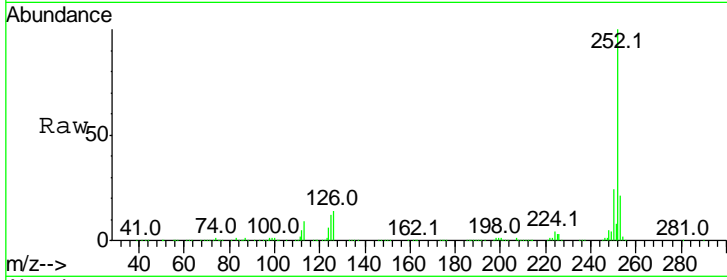




#89
 Benzo(a)pyrene
 Concen: 43.821 ng
 RT: 15.46 min Scan# 2273
 Delta R.T. -0.01 min
 Lab File: BF100564.D
 Acq: 15 Nov 2017 3:01

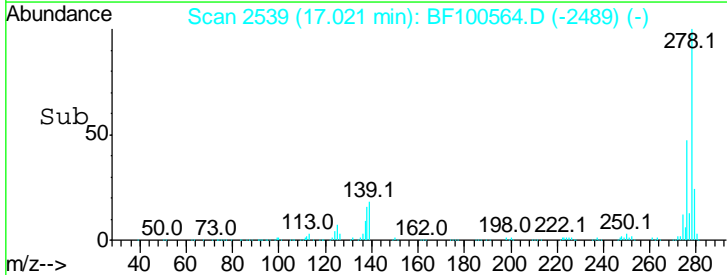
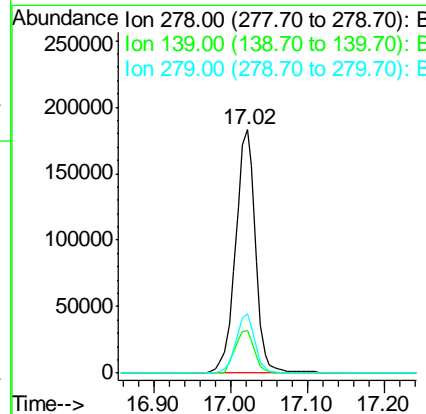
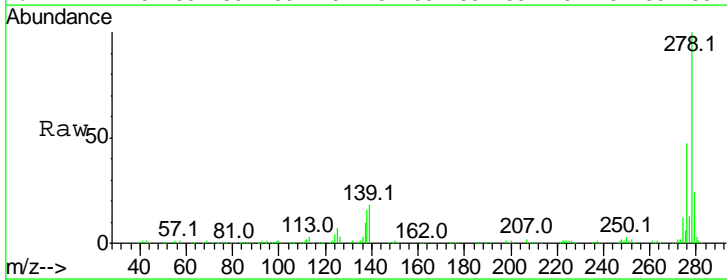
Instrument :
 BNA_F
 ClientSampled :
 PB104235BSD

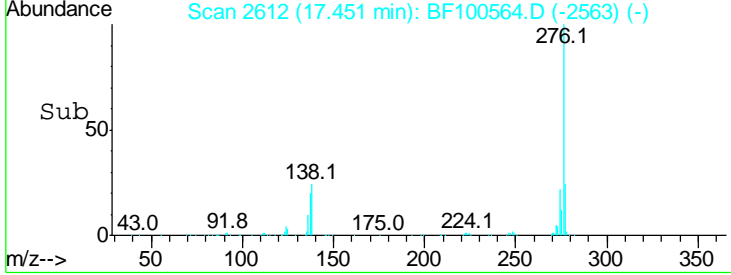
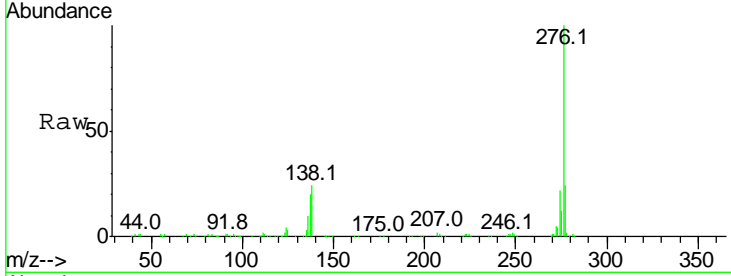
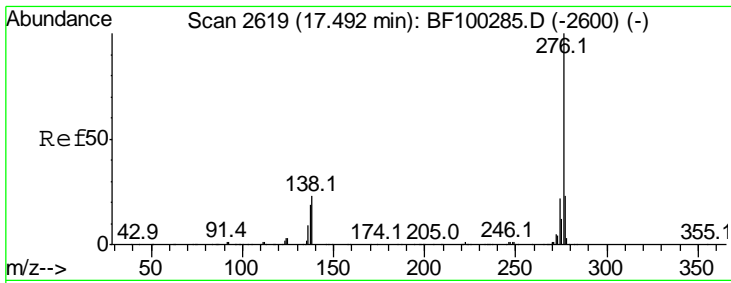
Tgt Ion	Resp	Lower	Upper
252	100		
253	21.4	17.1	25.7
125	11.7	9.8	14.6



#90
 Dibenzo(a,h)anthracene
 Concen: 44.613 ng
 RT: 17.02 min Scan# 2539
 Delta R.T. -0.01 min
 Lab File: BF100564.D
 Acq: 15 Nov 2017 3:01

Tgt Ion	Resp	Lower	Upper
278	100		
139	17.6	15.9	23.9
279	24.4	19.0	28.4





#91
 Benzo(a,h,i)perylene
 Concen: 46.275 ng
 RT: 17.45 min Scan# 2612
 Delta R.T. -0.01 min
 Lab File: BF100564.D
 Acq: 15 Nov 2017 3:01

Instrument :
 BNA_F
 ClientSampleId :
 PB104235BSD

Tot Ion: 276 Resp: 336597

Ion	Ratio	Lower	Upper
276	100		
277	23.6	17.9	26.9
138	23.6	21.8	32.8

