

Data Path : Z:\HPCHEM1\BNA F\DATA\BF111717\
 Data File : BF100667.D
 Acq On : 17 Nov 2017 10:47
 Operator : SJ/JU
 Sample : I6289-05 5X
 Misc :
 ALS Vial : 4 Sample Multiplier: 1

Instrument :
 BNA_F
 ClientSampleId :

Quant Time: Nov 17 15:30:47 2017
 Quant Method : Z:\HPCHEM1\BNA F\METHODS\8270-BF110817.M
 Quant Title : ASP BNA STANDARDS FOR 5 POINT CALIBRATION
 QLast Update : Fri Nov 17 15:22:08 2017
 Response via : Initial Calibration

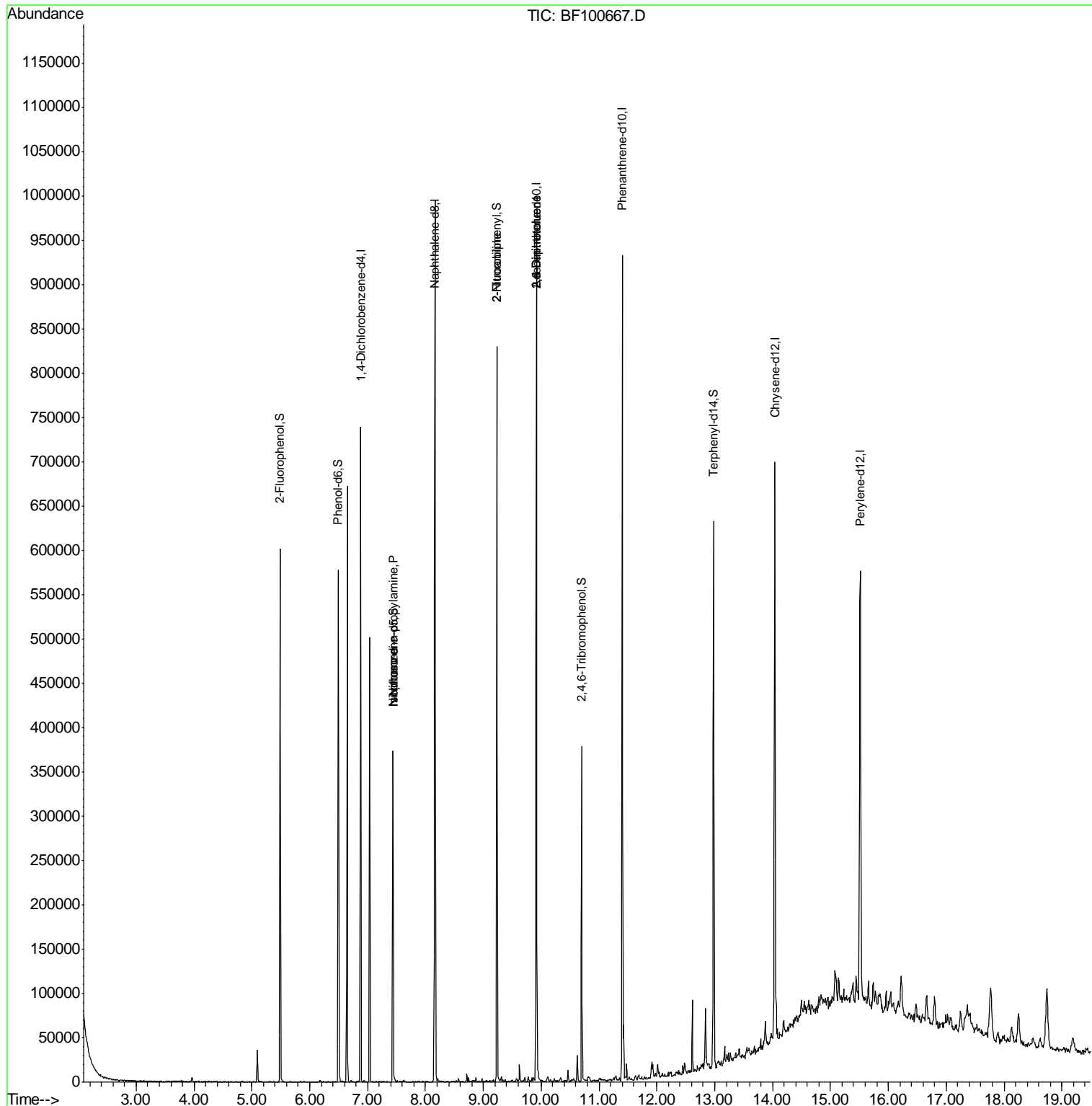
Internal Standards	R.T.	QIon	Response	Conc	Units	Dev(Min)
1) 1,4-Dichlorobenzene-d4	6.88	152	102556	20.00	ng	0.00
21) Naphthalene-d8	8.16	136	407292	20.00	ng	0.00
38) Acenaphthene-d10	9.92	164	188176	20.00	ng	0.00
63) Phenanthrene-d10	11.40	188	339373	20.00	ng	0.00
75) Chrysene-d12	14.04	240	216206	20.00	ng	0.00
86) Perylene-d12	15.52	264	230300	20.00	ng	0.00
System Monitoring Compounds						
5) 2-Fluorophenol	5.49	112	155384	24.29	ng	0.00
7) Phenol-d6	6.49	99	190773	24.18	ng	-0.02
23) Nitrobenzene-d5	7.44	82	110855	17.99	ng	-0.01
41) 2,4,6-Tribromophenol	10.70	330	47975	25.02	ng	0.00
44) 2-Fluorobiphenyl	9.23	172	241614	19.55	ng	0.00
78) Terphenyl-d14	12.98	244	190383	20.23	ng	0.00
Target Compounds						
19) n-Nitroso-di-n-propylamine	7.44	70	13628	2.491	ng	# 82
25) Isophorone	7.44	82	110853	8.563	ng	# 64
47) 2-Nitroaniline	9.23	65	304	2.866	ng	# 1
50) 2,6-Dinitrotoluene	9.92	165	23719	8.340	ng	# 26
56) 2,4-Dinitrotoluene	9.92	165	23719	6.611	ng	# 23

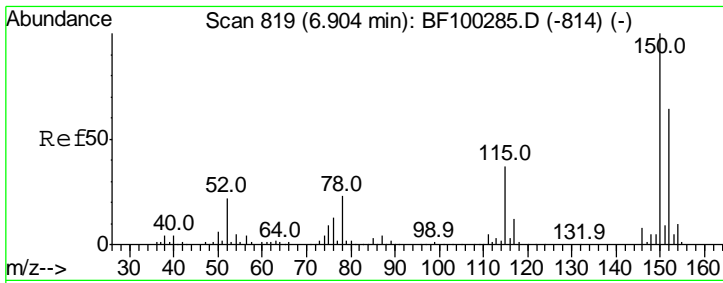
(#) = qualifier out of range (m) = manual integration (+) = signals summed

Data Path : Z:\HPCHEM1\BNA F\DATA\BF111717\
 Data File : BF100667.D
 Acq On : 17 Nov 2017 10:47
 Operator : SJ/JU
 Sample : I6289-05 5X
 Misc :
 ALS Vial : 4 Sample Multiplier: 1

Instrument :
 BNA_F
 ClientSampled :

Quant Time: Nov 17 15:30:47 2017
 Quant Method : Z:\HPCHEM1\BNA F\METHODS\8270-BF110817.M
 Quant Title : ASP BNA STANDARDS FOR 5 POINT CALIBRATION
 QLast Update : Fri Nov 17 15:22:08 2017
 Response via : Initial Calibration

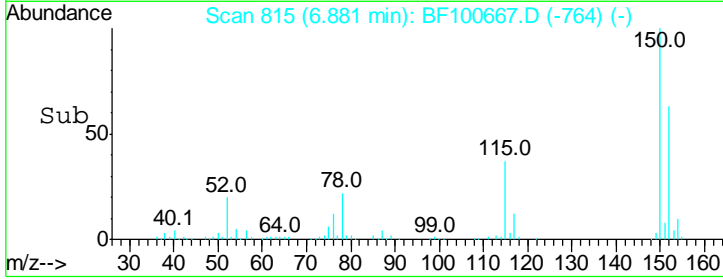
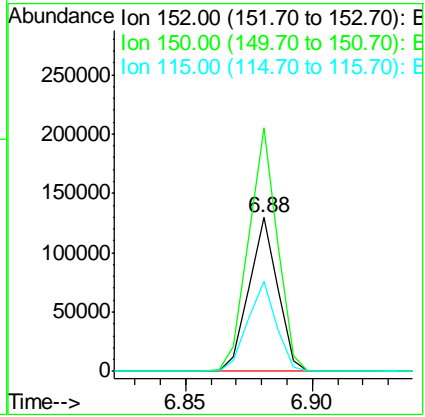
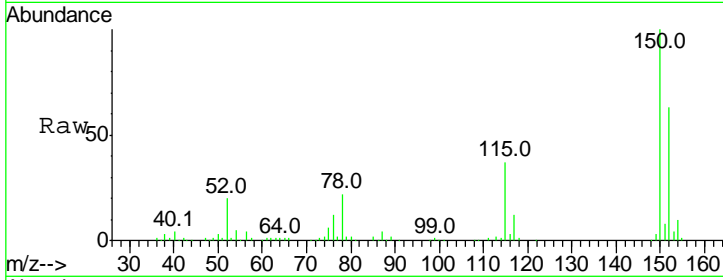




#1
 1,4-Dichlorobenzene-d4
 Concen: 20.000 ng
 RT: 6.88 min Scan# 815
 Delta R.T. -0.00 min
 Lab File: BF100667.D
 Acq: 17 Nov 2017 10:47

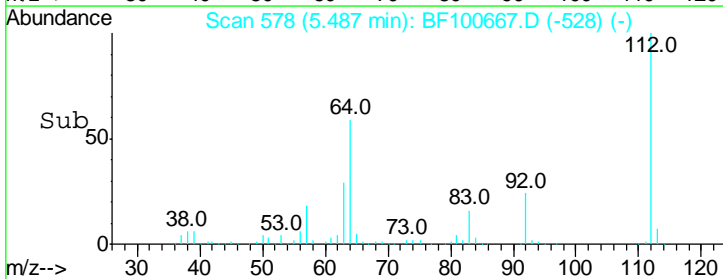
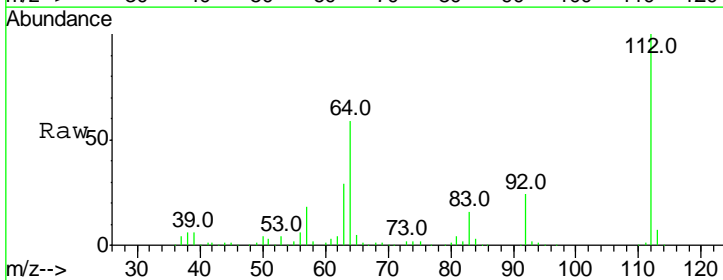
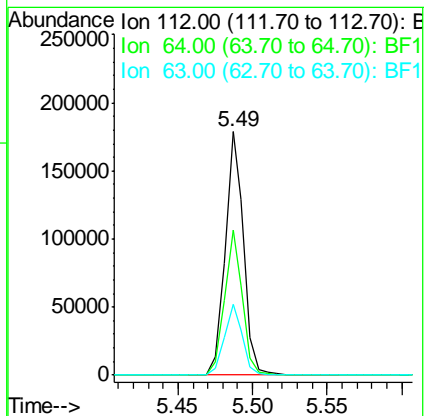
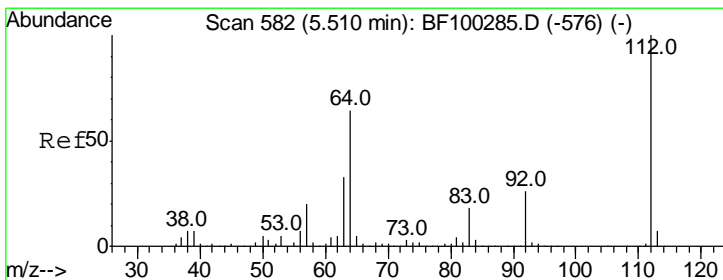
Instrument :
 BNA_F
 ClientSampled :

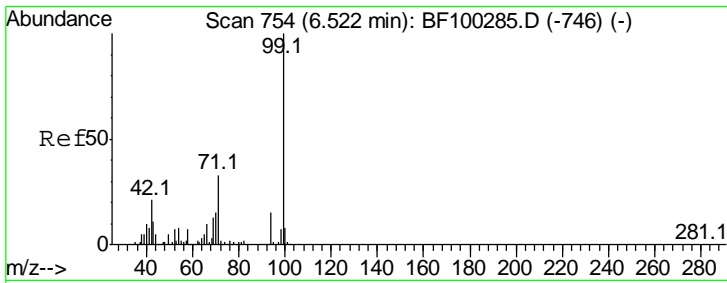
Tgt Ion	Resp	Lower	Upper
152	102556		
150	158.2	124.6	186.8
115	58.3	50.1	75.1



#5
 2-Fluorophenol
 Concen: 24.287 ng
 RT: 5.49 min Scan# 578
 Delta R.T. -0.01 min
 Lab File: BF100667.D
 Acq: 17 Nov 2017 10:47

Tgt Ion	Resp	Lower	Upper
112	155384		
64	59.5	47.9	71.9
63	29.3	23.7	35.5

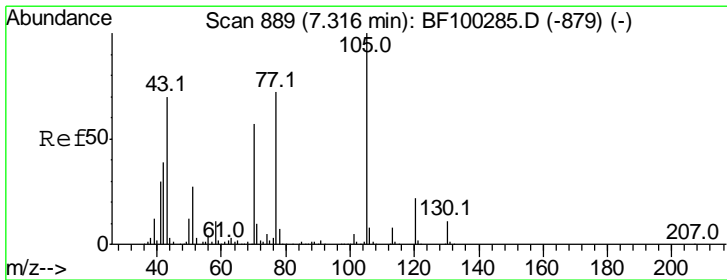
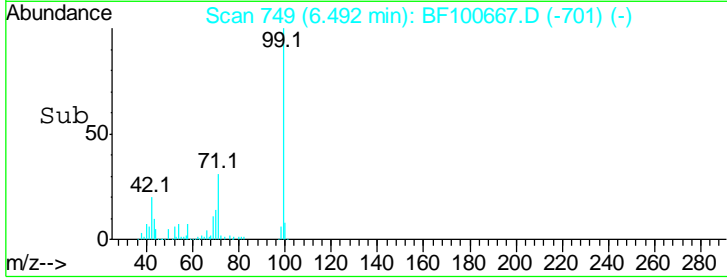
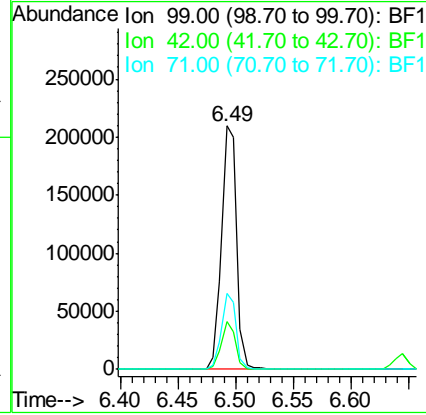
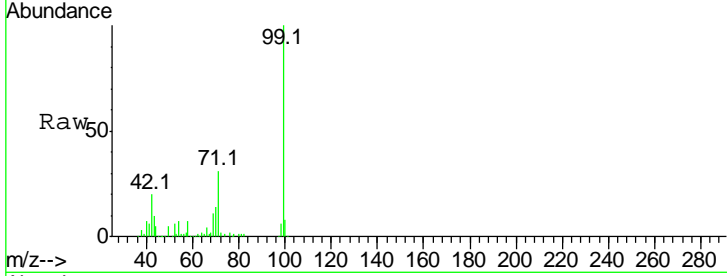




#7
 Phenol-d6
 Concen: 24.181 ng
 RT: 6.49 min Scan# 749
 Delta R.T. -0.02 min
 Lab File: BF100667.D
 Acq: 17 Nov 2017 10:47

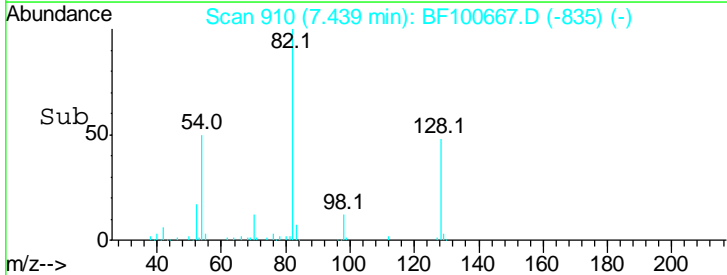
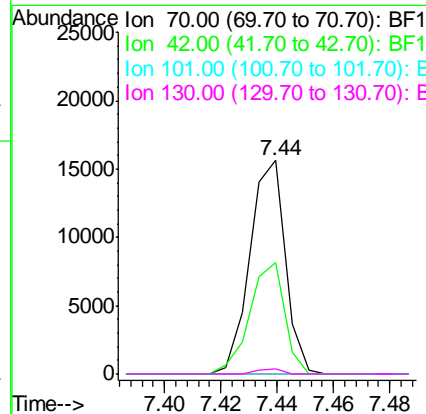
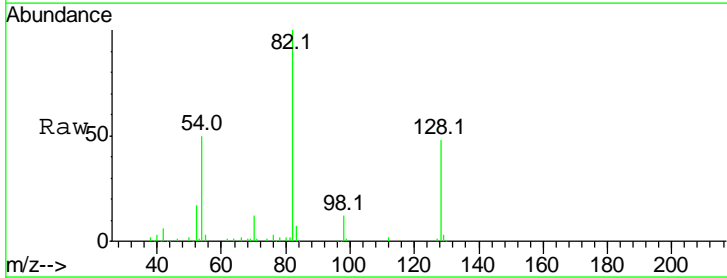
Instrument :
 BNA_F
 ClientSampled :

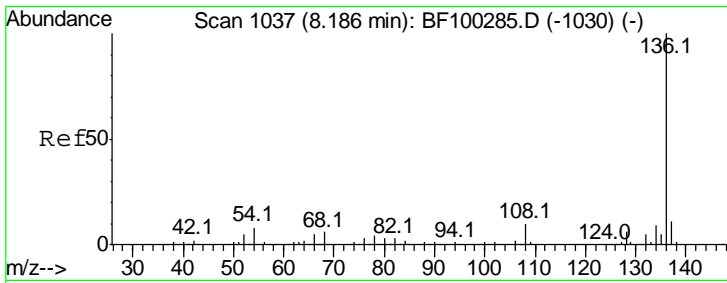
Tgt Ion	Resp	Lower	Upper
99	190773		
42	19.7	14.5	21.7
71	31.0	25.4	38.0



#19
 n-Nitroso-di-n-propylamine
 Concen: 2.491 ng
 RT: 7.44 min Scan# 910
 Delta R.T. 0.14 min
 Lab File: BF100667.D
 Acq: 17 Nov 2017 10:47

Tgt Ion	Resp	Lower	Upper
70	13628		
42	52.3	47.5	71.3
101	0.0	7.4	11.2#
130	2.5	16.6	25.0#



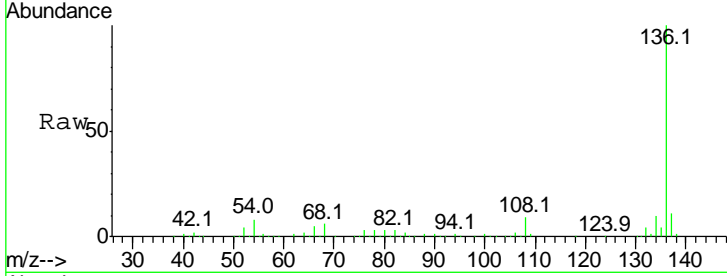


#21
 Naphthalene-d8
 Concen: 20.000 ng
 RT: 8.16 min Scan# 1033
 Delta R.T. -0.01 min
 Lab File: BF100667.D
 Acq: 17 Nov 2017 10:47

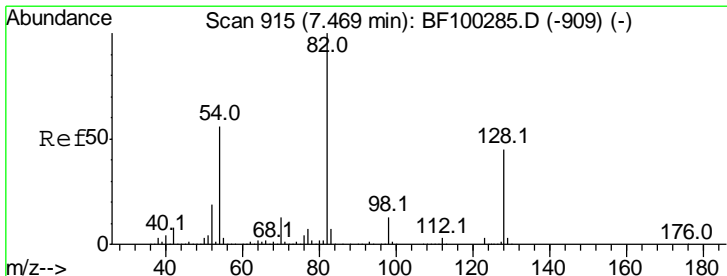
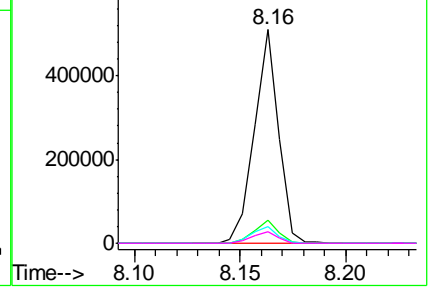
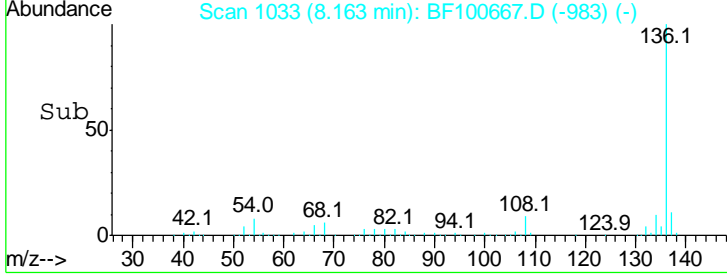
Instrument :
 BNA_F
 ClientSampled :

Tgt Ion: 136 Resp: 407292

Ion	Ratio	Lower	Upper
136	100		
137	11.0	8.9	13.3
54	8.0	6.6	9.8
68	5.7	5.0	7.4



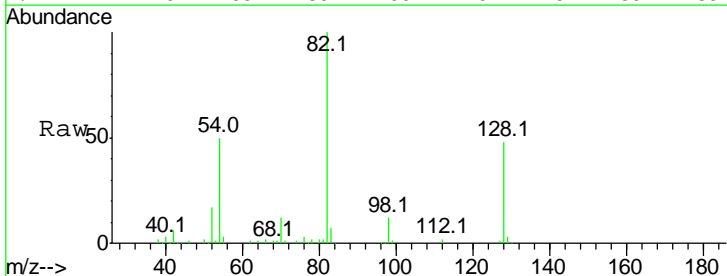
Abundance Ion 136.00 (135.70 to 136.70): E
 Ion 137.00 (136.70 to 137.70): E
 Ion 54.00 (53.70 to 54.70): BF1
 Ion 68.00 (67.70 to 68.70): BF1



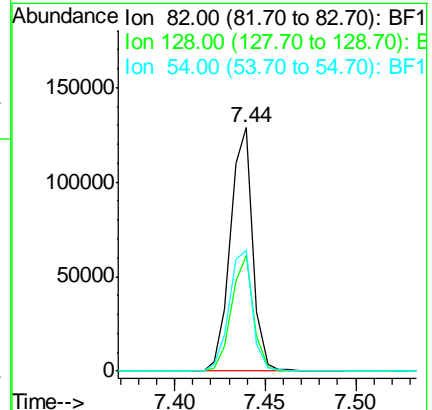
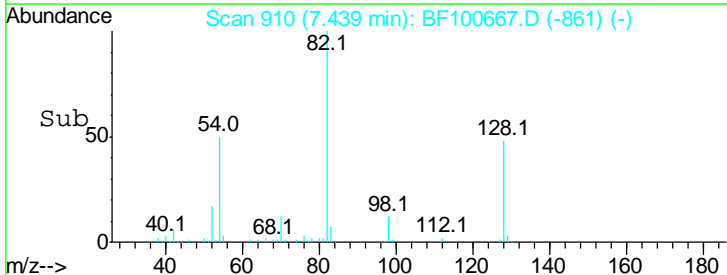
#23
 Nitrobenzene-d5
 Concen: 17.994 ng
 RT: 7.44 min Scan# 910
 Delta R.T. -0.01 min
 Lab File: BF100667.D
 Acq: 17 Nov 2017 10:47

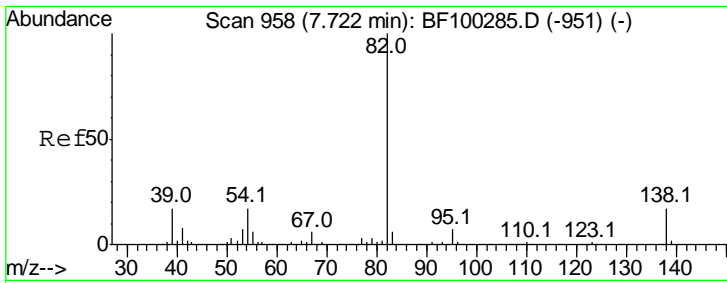
Tgt Ion: 82 Resp: 110855

Ion	Ratio	Lower	Upper
82	100		
128	47.5	36.1	54.1
54	49.7	41.4	62.2



Abundance Ion 82.00 (81.70 to 82.70): BF1
 Ion 128.00 (127.70 to 128.70): E
 Ion 54.00 (53.70 to 54.70): BF1

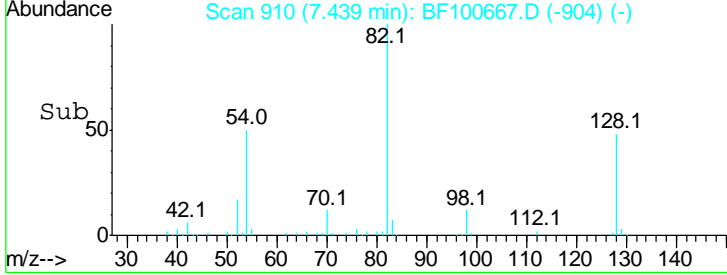
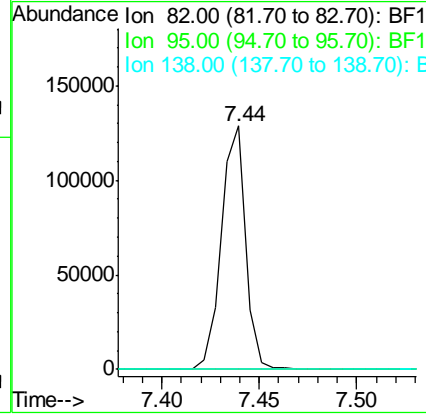
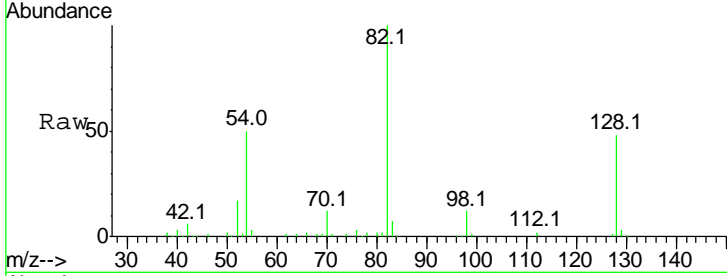




#25
 Isophorone
 Concen: 8.563 ng
 RT: 7.44 min Scan# 910
 Delta R.T. -0.26 min
 Lab File: BF100667.D
 Acq: 17 Nov 2017 10:47

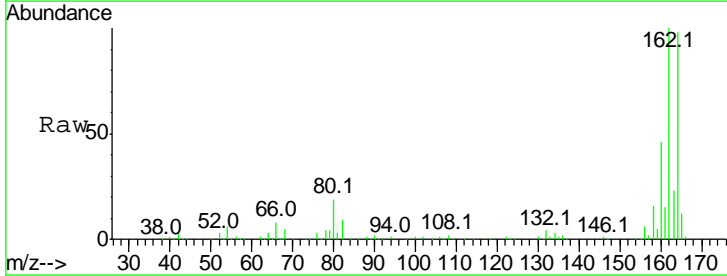
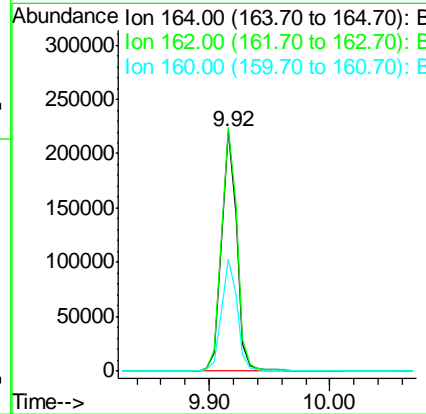
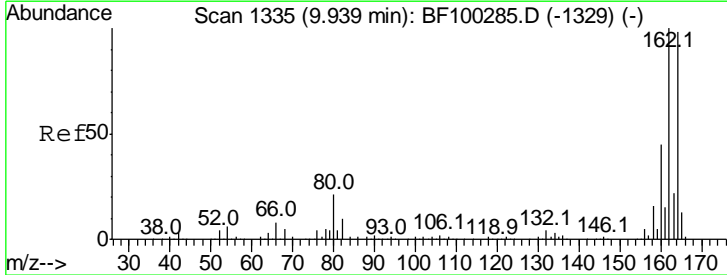
Instrument :
 BNA_F
 ClientSampled :

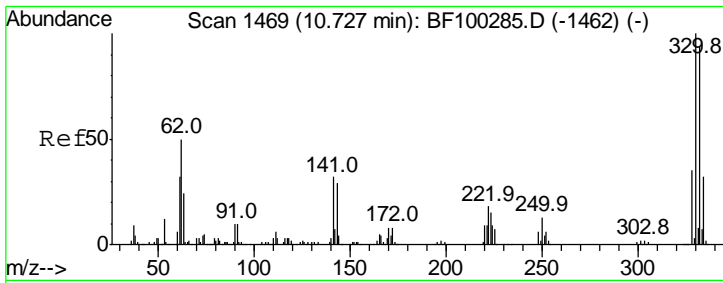
Tgt Ion	Resp	Lower	Upper
82	110853		
95	0.0	5.2	7.8#
138	0.0	14.9	22.3#



#38
 Acenaphthene-d10
 Concen: 20.000 ng
 RT: 9.92 min Scan# 1331
 Delta R.T. -0.01 min
 Lab File: BF100667.D
 Acq: 17 Nov 2017 10:47

Tgt Ion	Resp	Lower	Upper
164	188176		
162	101.6	86.1	129.1
160	46.7	38.3	57.5

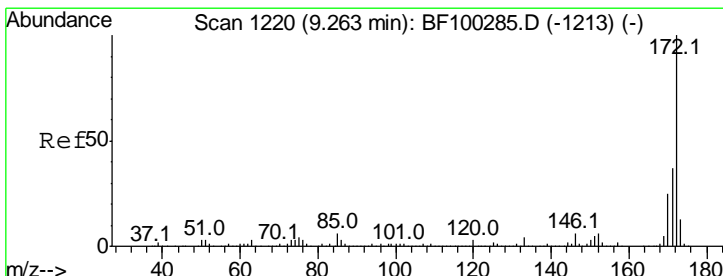
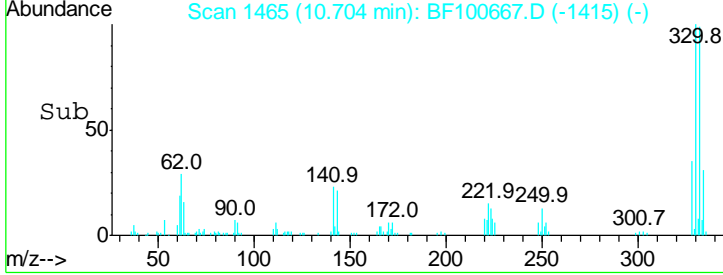
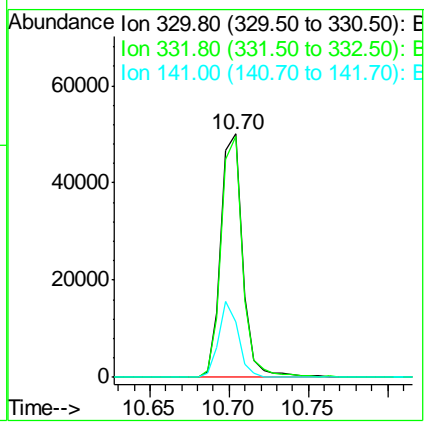
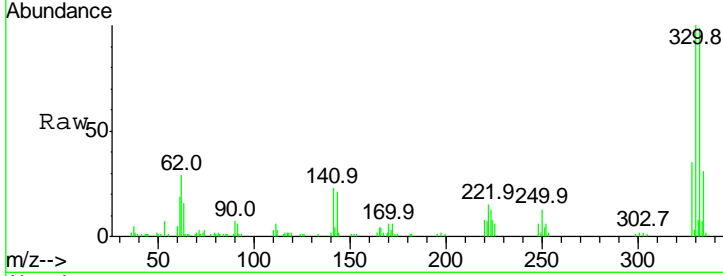




#41
 2,4,6-Tribromophenol
 Concen: 25.019 ng
 RT: 10.70 min Scan# 1465
 Delta R.T. -0.01 min
 Lab File: BF100667.D
 Acq: 17 Nov 2017 10:47

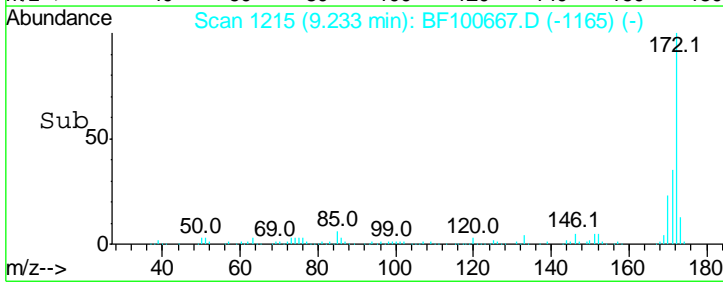
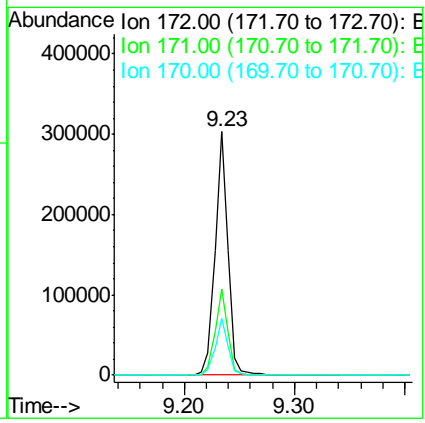
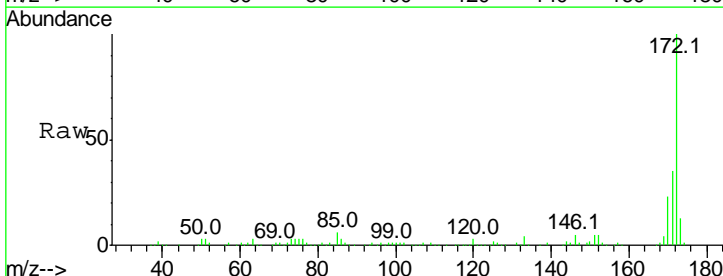
Instrument :
 BNA_F
 ClientSampled :

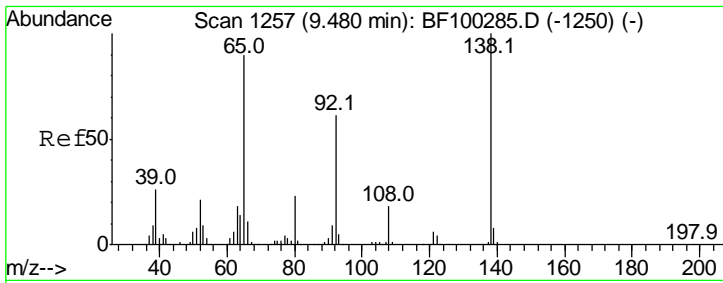
Tgt Ion	Resp	Lower	Upper
330	100		
332	97.3	77.0	115.6
141	27.7	29.9	44.9#



#44
 2-Fluorobiphenyl
 Concen: 19.551 ng
 RT: 9.23 min Scan# 1215
 Delta R.T. -0.01 min
 Lab File: BF100667.D
 Acq: 17 Nov 2017 10:47

Tgt Ion	Resp	Lower	Upper
172	100		
171	35.4	29.7	44.5
170	23.1	19.6	29.4

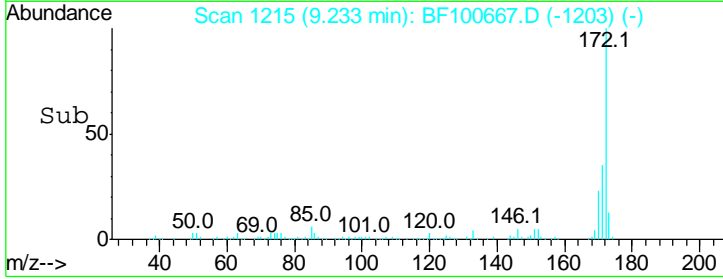
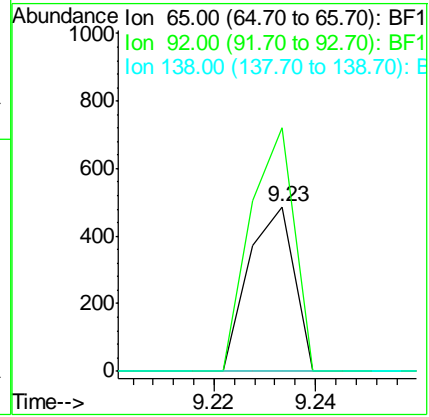
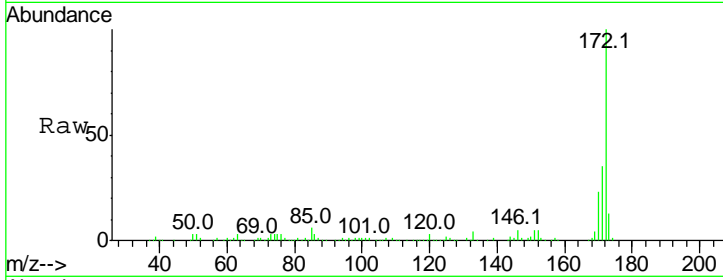




#47
 2-Nitroaniline
 Concen: 2.866 ng
 RT: 9.23 min Scan# 1215
 Delta R.T. -0.23 min
 Lab File: BF100667.D
 Acq: 17 Nov 2017 10:47

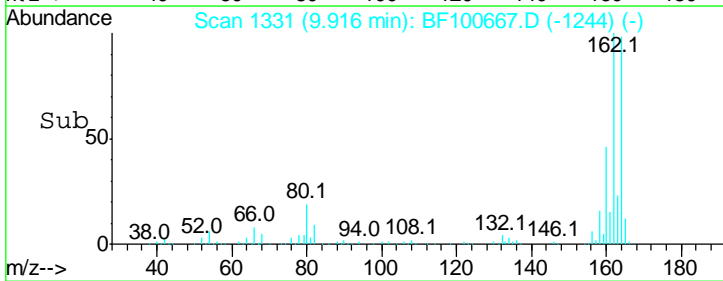
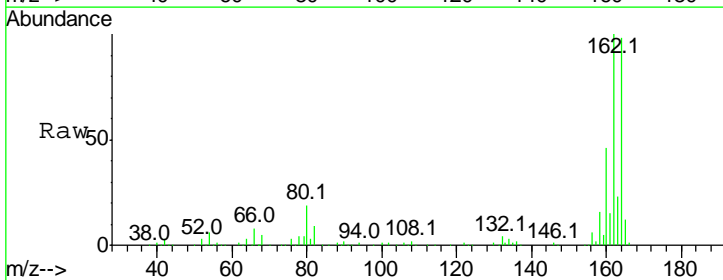
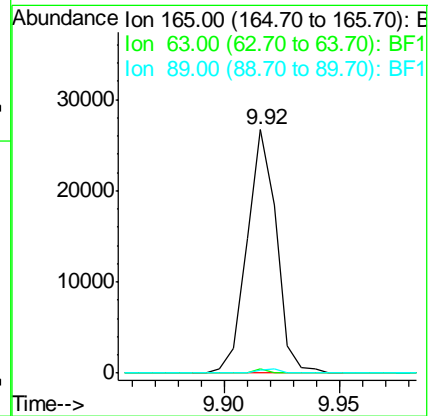
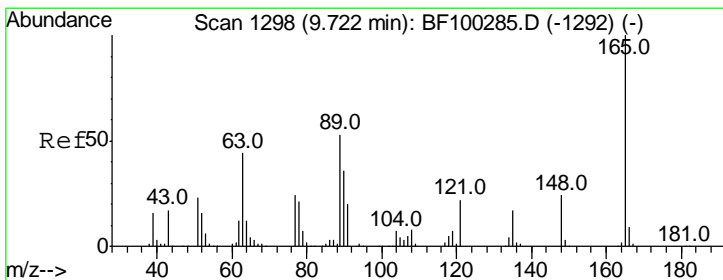
Instrument :
 BNA_F
 ClientSampled :

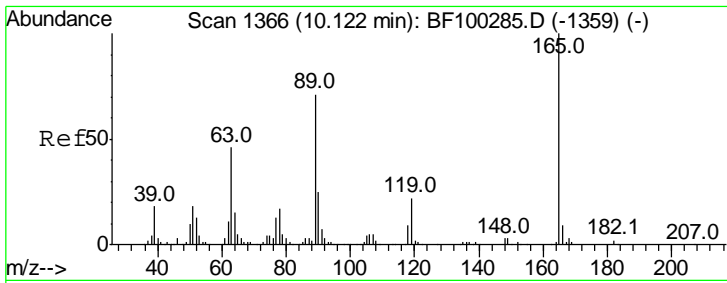
Tgt Ion	Resp	Lower	Upper
65	100		
92	148.4	55.8	83.6#
138	0.0	91.2	136.8#



#50
 2,6-Dinitrotoluene
 Concen: 8.340 ng
 RT: 9.92 min Scan# 1331
 Delta R.T. 0.21 min
 Lab File: BF100667.D
 Acq: 17 Nov 2017 10:47

Tgt Ion	Resp	Lower	Upper
165	100		
63	2.0	44.7	67.1#
89	1.2	44.0	66.0#

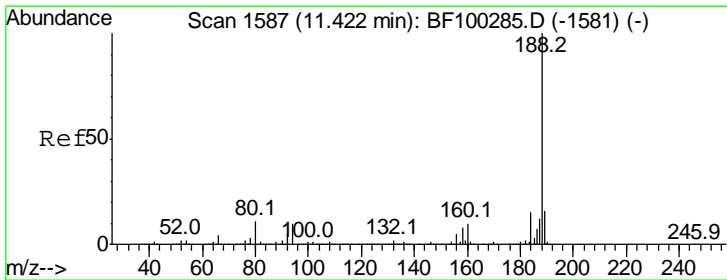
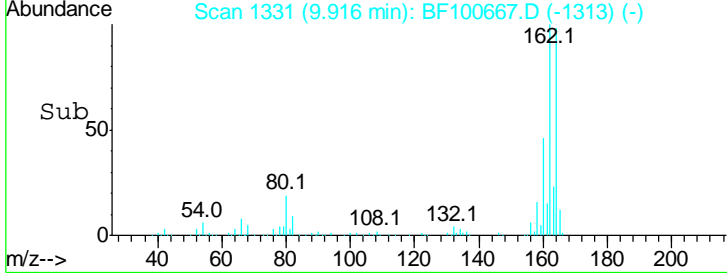
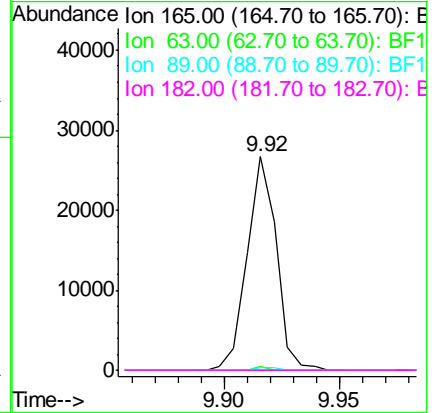
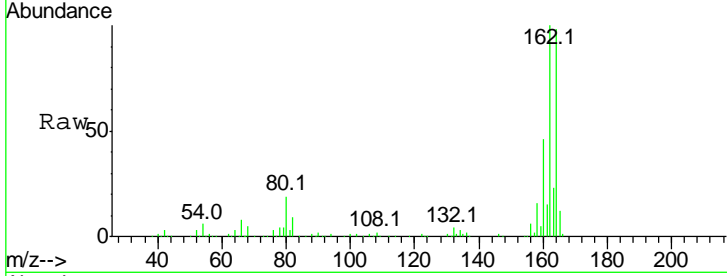




#56
 2,4-Dinitrotoluene
 Concen: 6.611 ng
 RT: 9.92 min Scan# 1331
 Delta R.T. -0.19 min
 Lab File: BF100667.D
 Acq: 17 Nov 2017 10:47

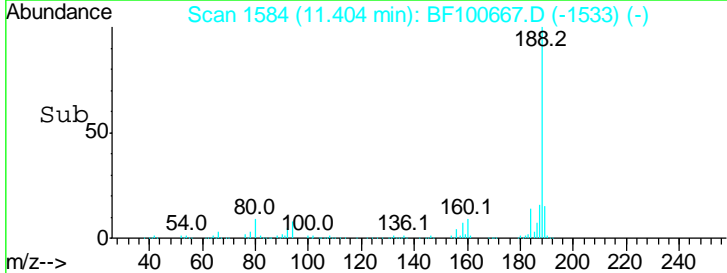
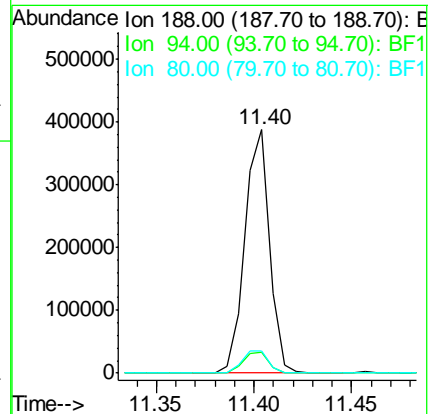
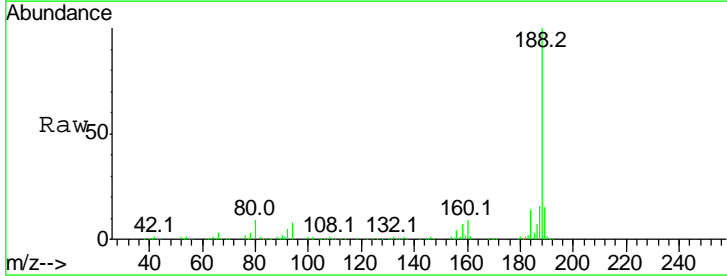
Instrument :
 BNA_F
 ClientSampled :

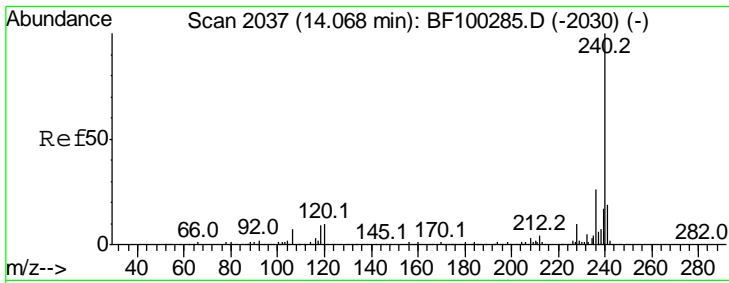
Tgt Ion	Resp	Lower	Upper
165	100		
63	2.0	36.4	54.6#
89	1.2	57.8	86.6#
182	0.0	1.6	2.4#



#63
 Phenanthrene-d10
 Concen: 20.000 ng
 RT: 11.40 min Scan# 1584
 Delta R.T. -0.00 min
 Lab File: BF100667.D
 Acq: 17 Nov 2017 10:47

Tgt Ion	Resp	Lower	Upper
188	100		
94	8.4	8.5	12.7#
80	9.1	9.2	13.8#

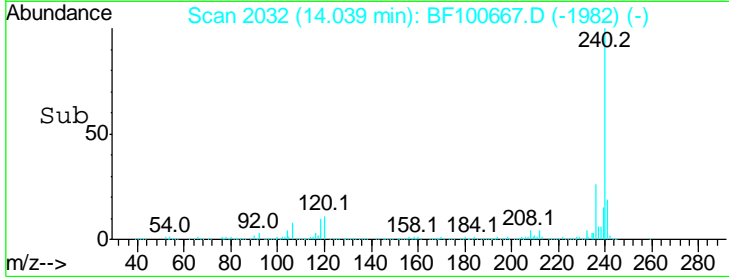
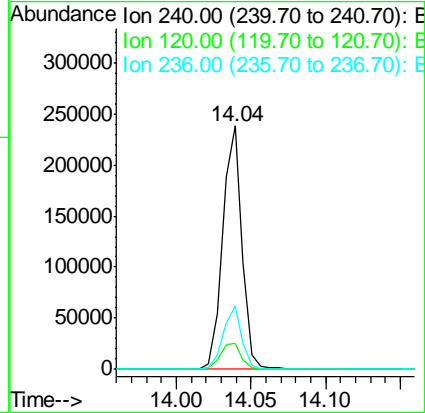
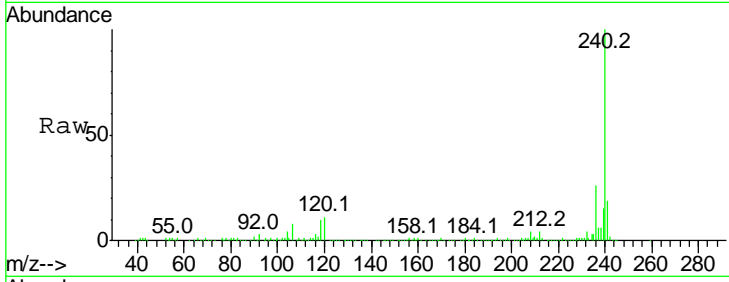




#75
 Chrysene-d12
 Concen: 20.000 ng
 RT: 14.04 min Scan# 2032
 Delta R.T. -0.01 min
 Lab File: BF100667.D
 Acq: 17 Nov 2017 10:47

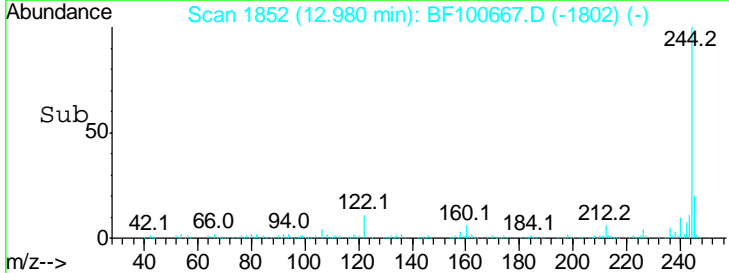
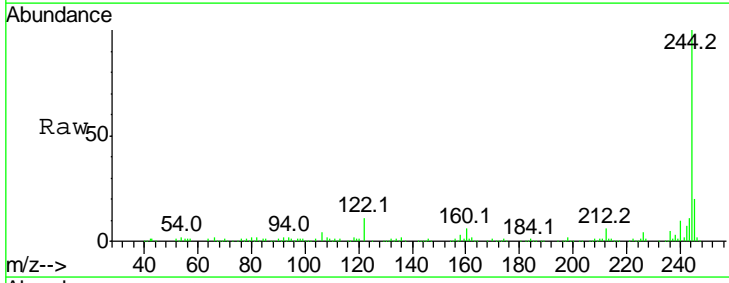
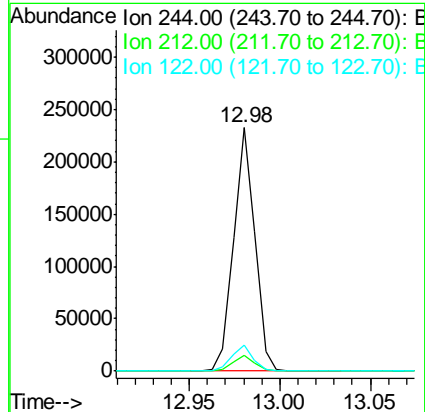
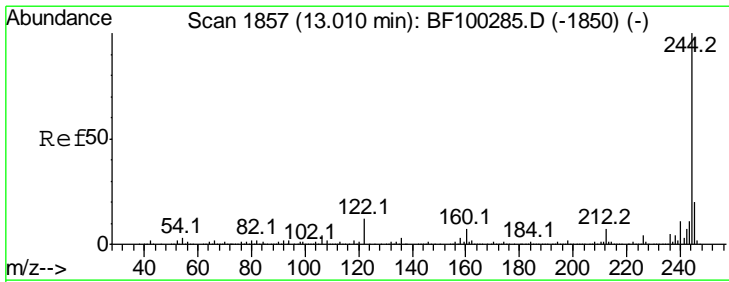
Instrument :
 BNA_F
 ClientSampled :

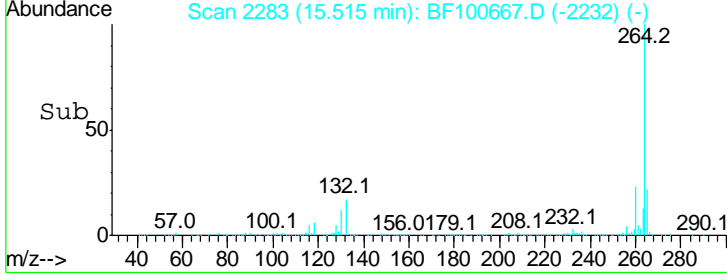
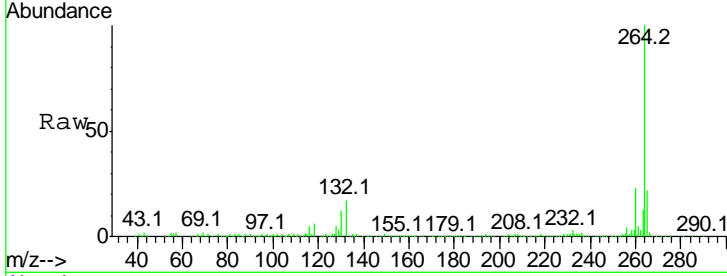
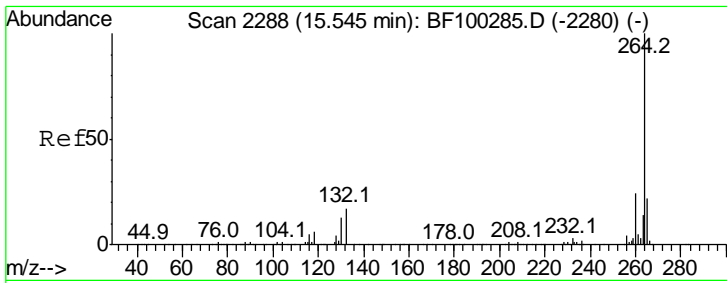
Tgt Ion	Resp	Lower	Upper
240	100		
120	10.9	9.5	14.3
236	25.9	20.7	31.1



#78
 Terphenyl-d14
 Concen: 20.233 ng
 RT: 12.98 min Scan# 1852
 Delta R.T. -0.01 min
 Lab File: BF100667.D
 Acq: 17 Nov 2017 10:47

Tgt Ion	Resp	Lower	Upper
244	100		
212	6.4	5.4	8.0
122	10.6	11.0	16.4#





#86
 Perylene-d12
 Concen: 20.000 ng
 RT: 15.52 min Scan# 2283
 Delta R.T. -0.00 min
 Lab File: BF100667.D
 Acq: 17 Nov 2017 10:47

Instrument :
 BNA_F
 ClientSampled :

Tot Ion	Ion	Ratio	Lower	Upper
230300	264	100		
	260	23.1	19.2	28.8
	265	21.5	17.5	26.3

