

Data Path : Z:\HPCHEM1\BNA F\DATA\BF112017\  
 Data File : BF100755.D  
 Acq On : 21 Nov 2017 2:35  
 Operator : SJ/JU  
 Sample : I6535-01MSD  
 Misc :  
 ALS Vial : 23 Sample Multiplier: 1

Instrument :  
 BNA\_F  
 ClientSampleId :  
 RT-4252-RT-3025-RT-2342MSD

Quant Time: Nov 21 03:34:36 2017  
 Quant Method : Z:\HPCHEM1\BNA F\METHODS\8270-BF110817.M  
 Quant Title : ASP BNA STANDARDS FOR 5 POINT CALIBRATION  
 QLast Update : Fri Nov 17 15:22:08 2017  
 Response via : Initial Calibration

Internal Standards	R.T.	QIon	Response	Conc	Units	Dev(Min)
1) 1,4-Dichlorobenzene-d4	6.87	152	92854	20.00	ng	0.00
21) Naphthalene-d8	8.16	136	351760	20.00	ng	-0.01
38) Acenaphthene-d10	9.91	164	140482	20.00	ng	-0.01
63) Phenanthrene-d10	11.40	188	213139	20.00	ng	0.00
75) Chrysene-d12	14.04	240	193114	20.00	ng	0.00
86) Perylene-d12	15.51	264	165640	20.00	ng	0.00

## System Monitoring Compounds

5) 2-Fluorophenol	5.50	112	628745	108.54	ng	0.00
7) Phenol-d6	6.51	99	750874	105.12	ng	0.00
23) Nitrobenzene-d5	7.44	82	465544	87.50	ng	-0.01
41) 2,4,6-Tribromophenol	10.70	330	153044	106.91	ng	0.00
44) 2-Fluorobiphenyl	9.23	172	876769	95.03	ng	0.00
78) Terphenyl-d14	12.98	244	609290	72.49	ng	0.00

## Target Compounds

						Qvalue
2) 1,4-Dioxane	2.70	88	76132	26.969	ng	98
3) Pyridine	3.47	79	221535	28.765	ng	97
4) n-Nitrosodimethylamine	3.43	42	109105	29.178	ng	98
6) Aniline	6.54	93	248298	24.605	ng	98
8) 2-Chlorophenol	6.66	128	223168	36.418	ng	95
9) Benzaldehyde	6.43	77	69720	13.668	ng	96
10) Phenol	6.52	94	292089	38.952	ng	99
11) bis(2-Chloroethyl)ether	6.61	93	204047	32.396	ng	96
12) 1,3-Dichlorobenzene	6.82	146	255776	36.203	ng	96
13) 1,4-Dichlorobenzene	6.89	146	257494	36.010	ng	97
14) 1,2-Dichlorobenzene	7.05	146	239443	36.216	ng	97
15) Benzyl Alcohol	7.02	79	188486	33.810	ng	98
16) 2,2'-oxybis(1-Chloropropan	7.15	45	355217	35.261	ng	99
17) 2-Methylphenol	7.12	107	187708	35.845	ng	98
18) Hexachloroethane	7.39	117	74173	31.460	ng	90
19) n-Nitroso-di-n-propylamine	7.29	70	150939	30.470	ng	96
20) 3+4-Methylphenols	7.27	107	227263	34.295	ng	# 90
22) Acetophenone	7.29	105	295001	34.392	ng	# 97
24) Nitrobenzene	7.46	77	219904	40.156	ng	97
25) Isophorone	7.69	82	400791	35.847	ng	99
26) 2-Nitrophenol	7.77	139	108357	42.852	ng	94
27) 2,4-Dimethylphenol	7.80	122	194632	38.833	ng	97
28) bis(2-Chloroethoxy)methane	7.90	93	260802	35.660	ng	99
29) 2,4-Dichlorophenol	8.01	162	190841	39.885	ng	98
30) 1,2,4-Trichlorobenzene	8.10	180	197753	38.208	ng	96
31) Naphthalene	8.18	128	616782	36.404	ng	99
32) Benzoic acid	7.89	122	45703	18.954	ng	95
33) 4-Chloroaniline	8.22	127	137648	19.518	ng	99
34) Hexachlorobutadiene	8.29	225	113725	36.956	ng	99
35) Caprolactam	8.59	113	52024	31.682	ng	97
36) 4-Chloro-3-methylphenol	8.70	107	180433	35.111	ng	95
37) 2-Methylnaphthalene	8.87	142	411817	36.612	ng	97
39) 1,2,4,5-Tetrachlorobenzene	9.03	216	190303	40.846	ng	# 96
40) Hexachlorocyclopentadiene	9.02	237	38546	17.578	ng	98

Data Path : Z:\HPCHEM1\BNA F\DATA\BF112017\  
 Data File : BF100755.D  
 Acq On : 21 Nov 2017 2:35  
 Operator : SJ/JU  
 Sample : I6535-01MSD  
 Misc :  
 ALS Vial : 23 Sample Multiplier: 1

Instrument :  
 BNA\_F  
 ClientSampleId :  
 RT-4252-RT-3025-RT-2342MSD

Quant Time: Nov 21 03:34:36 2017  
 Quant Method : Z:\HPCHEM1\BNA F\METHODS\8270-BF110817.M  
 Quant Title : ASP BNA STANDARDS FOR 5 POINT CALIBRATION  
 QLast Update : Fri Nov 17 15:22:08 2017  
 Response via : Initial Calibration

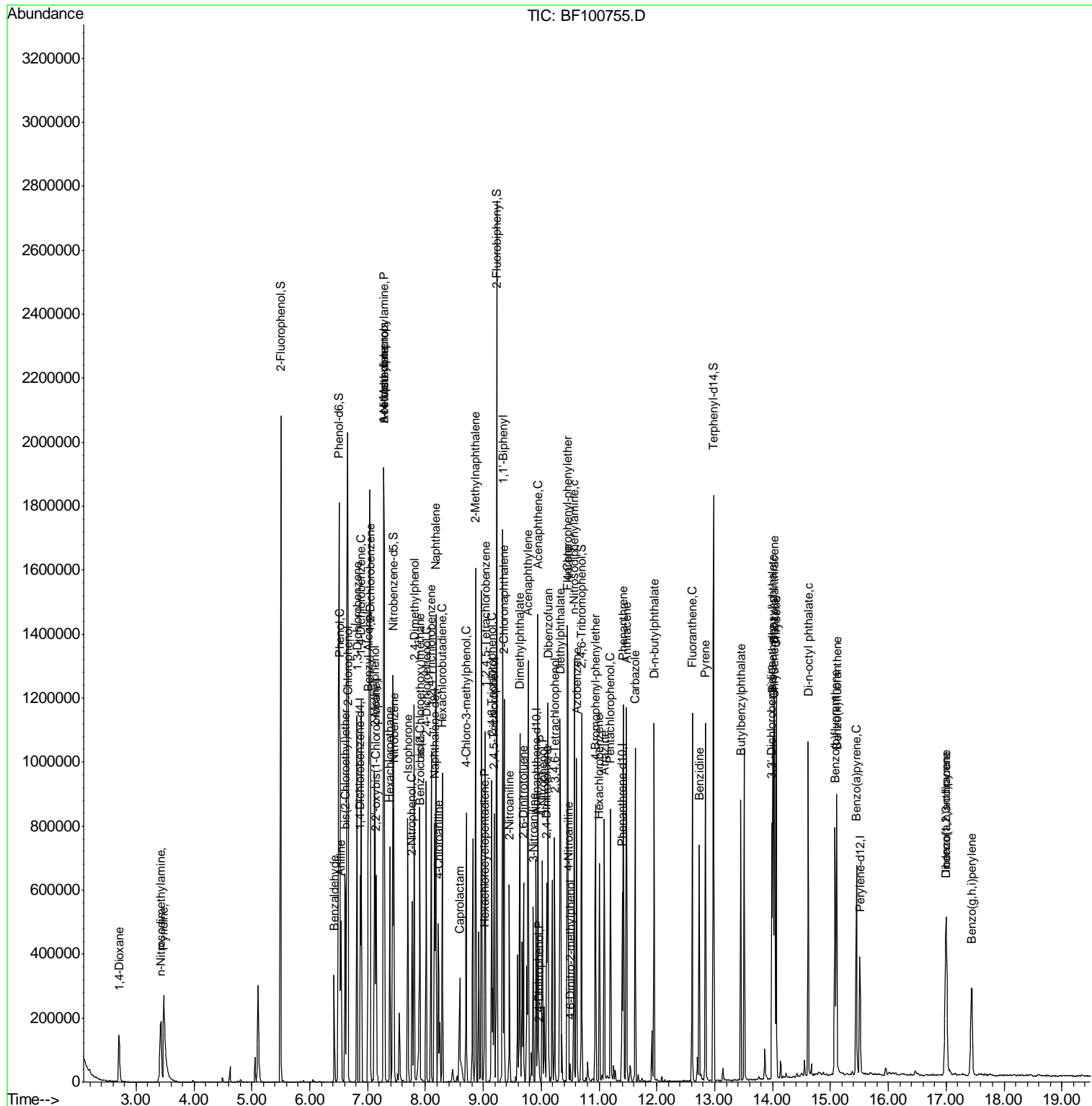
Internal Standards	R.T.	QIon	Response	Conc	Units	Dev(Min)
42) 2,4,6-Trichlorophenol	9.15	196	128530	43.527	ng	99
43) 2,4,5-Trichlorophenol	9.19	196	127772	41.764	ng	94
45) 1,1'-Biphenyl	9.33	154	480455	39.543	ng	97
46) 2-Chloronaphthalene	9.36	162	369330	41.900	ng	96
47) 2-Nitroaniline	9.45	65	107231	41.567	ng	97
48) Acenaphthylene	9.77	152	536558	36.731	ng	99
49) Dimethylphthalate	9.63	163	484315	45.153	ng	99
50) 2,6-Dinitrotoluene	9.70	165	89631	42.216	ng	# 82
51) Acenaphthene	9.95	154	315844	35.551	ng	98
52) 3-Nitroaniline	9.86	138	79001	31.511	ng	95
53) 2,4-Dinitrophenol	9.97	184	6457	16.885	ng	# 17
54) Dibenzofuran	10.12	168	463456	37.220	ng	98
55) 4-Nitrophenol	10.02	139	120909	59.393	ng	90
56) 2,4-Dinitrotoluene	10.10	165	106292	39.684	ng	# 88
57) Fluorene	10.46	166	337437	36.993	ng	98
58) 2,3,4,6-Tetrachlorophenol	10.23	232	91006	36.295	ng	# 84
59) Diethylphthalate	10.33	149	402412	37.491	ng	97
60) 4-Chlorophenyl-phenylether	10.45	204	174061	38.898	ng	88
61) 4-Nitroaniline	10.47	138	79713	33.531	ng	87
62) Azobenzene	10.61	77	322026	31.854	ng	95
64) 4,6-Dinitro-2-methylphenol	10.50	198	6884	13.825	ng	82
65) n-Nitrosodiphenylamine	10.57	169	319447	43.104	ng	96
66) 4-Bromophenyl-phenylether	10.94	248	100982	44.197	ng	# 88
67) Hexachlorobenzene	11.01	284	96292	40.295	ng	# 82
68) Atrazine	11.09	200	92795	41.364	ng	97
69) Pentachlorophenol	11.20	266	100928	58.901	ng	96
70) Phenanthrene	11.42	178	431881	38.485	ng	98
71) Anthracene	11.47	178	433312	38.059	ng	99
72) Carbazole	11.63	167	381145	36.281	ng	98
73) Di-n-butylphthalate	11.95	149	513182	41.743	ng	99
74) Fluoranthene	12.61	202	430934	36.233	ng	97
76) Benzidine	12.73	184	296354	38.319	ng	97
77) Pyrene	12.84	202	452819	32.894	ng	99
79) Butylbenzylphthalate	13.45	149	189498	33.755	ng	92
80) Benzo(a)anthracene	14.03	228	451158	38.795	ng	99
81) 3,3'-Dichlorobenzidine	13.99	252	157595	37.823	ng	99
82) Chrysene	14.06	228	425055	37.745	ng	98
83) Bis(2-ethylhexyl)phthalate	14.00	149	279991	37.920	ng	98
84) Di-n-octyl phthalate	14.62	149	509467	40.164	ng	99
85) Indeno(1,2,3-cd)pyrene	16.99	276	293727	32.247	ng	94
87) Benzo(b)fluoranthene	15.08	252	393620	40.111	ng	98
88) Benzo(k)fluoranthene	15.11	252	374504	40.390	ng	96
89) Benzo(a)pyrene	15.45	252	339451	39.018	ng	97
90) Dibenzo(a,h)anthracene	17.01	278	247197	34.744	ng	# 96
91) Benzo(g,h,i)perylene	17.44	276	236489	33.956	ng	95

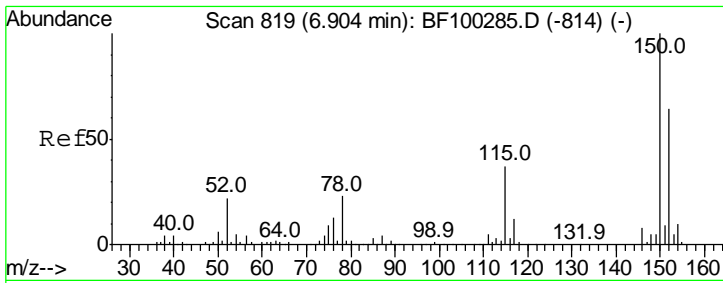
(#) = qualifier out of range (m) = manual integration (+) = signals summed

Data Path : Z:\HPCHEM1\BNA F\DATA\BF112017\  
 Data File : BF100755.D  
 Acq On : 21 Nov 2017 2:35  
 Operator : SJ/JU  
 Sample : I6535-01MSD  
 Misc :  
 ALS Vial : 23 Sample Multiplier: 1

Instrument :  
 BNA\_F  
 Client Sample ID :  
 RT-4252-RT-3025-RT-2342MSD

Quant Time: Nov 21 03:34:36 2017  
 Quant Method : Z:\HPCHEM1\BNA F\METHODS\8270-BF110817.M  
 Quant Title : ASP BNA STANDARDS FOR 5 POINT CALIBRATION  
 QLast Update : Fri Nov 17 15:22:08 2017  
 Response via : Initial Calibration



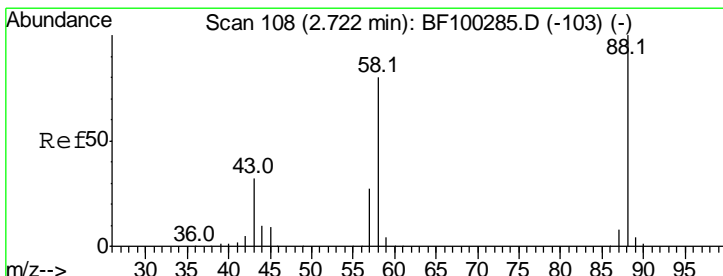
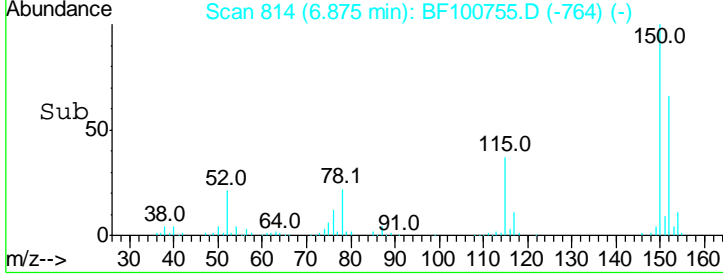
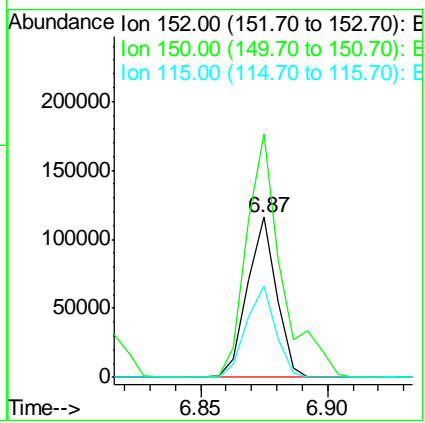
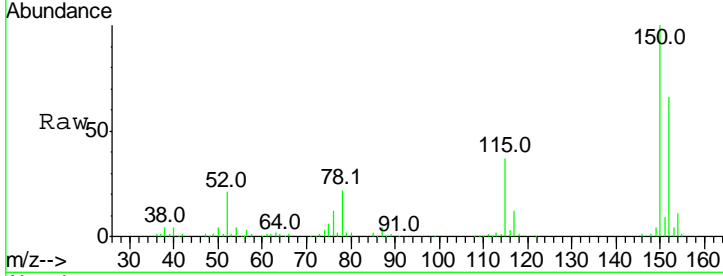


#1  
 1,4-Dichlorobenzene-d4  
 Concen: 20.000 ng  
 RT: 6.87 min Scan# 814  
 Delta R.T. -0.01 min  
 Lab File: BF100755.D  
 Acq: 21 Nov 2017 2:35

**Instrument :**  
 BNA\_F  
**ClientSampleId :**  
 RT-4252-RT-3025-RT-2342MSD

Tot Ion: 152 Resp: 92854

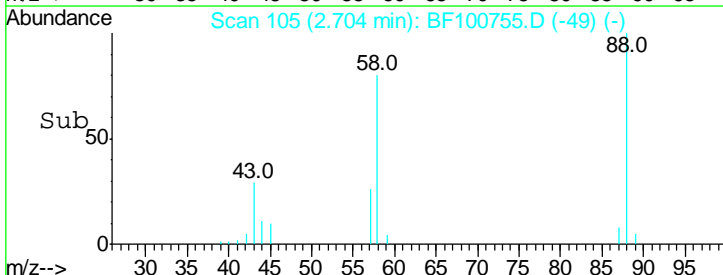
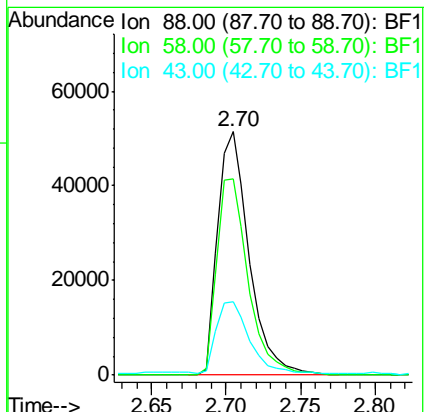
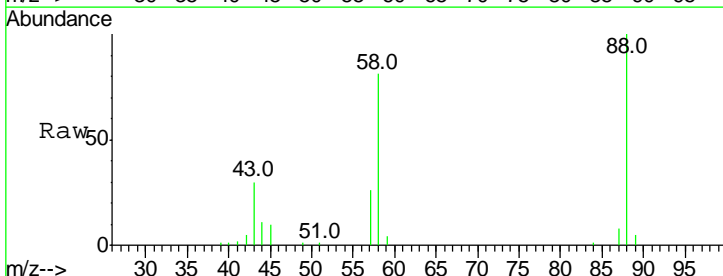
Ion	Ratio	Lower	Upper
152	100		
150	152.1	124.6	186.8
115	56.7	50.1	75.1

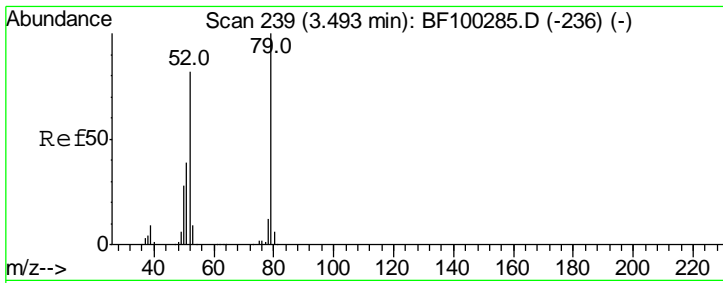


#2  
 1,4-Dioxane  
 Concen: 26.969 ng  
 RT: 2.70 min Scan# 105  
 Delta R.T. 0.03 min  
 Lab File: BF100755.D  
 Acq: 21 Nov 2017 2:35

Tgt Ion: 88 Resp: 76132

Ion	Ratio	Lower	Upper
88	100		
58	80.8	62.6	93.8
43	31.3	24.6	37.0

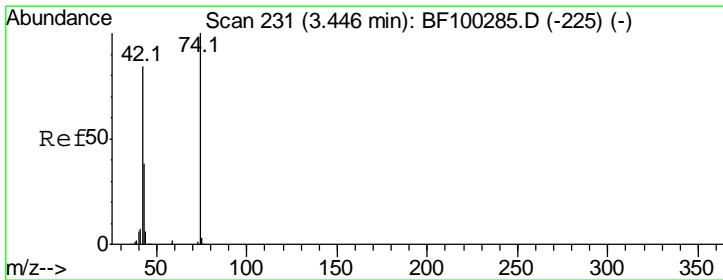
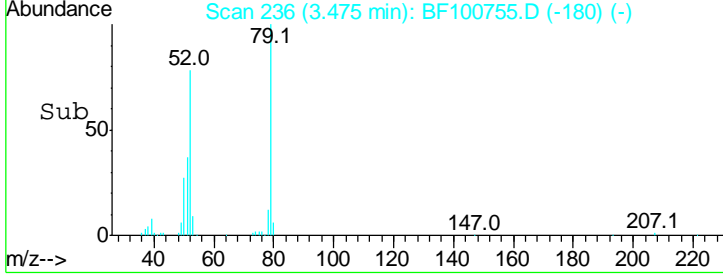
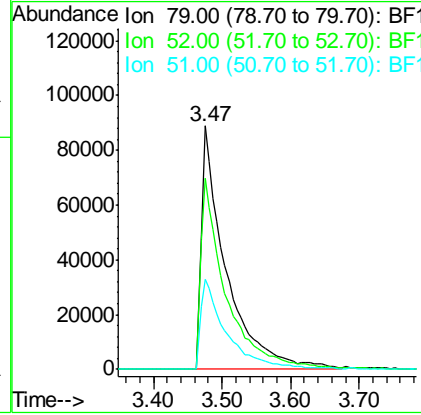
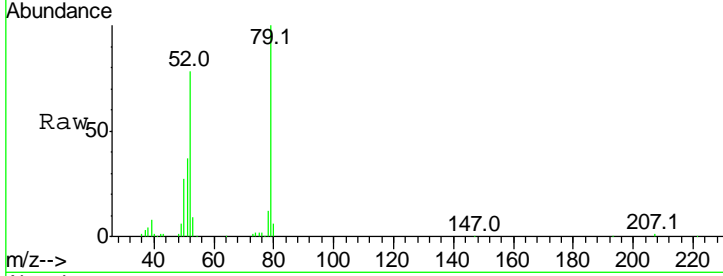




#3  
 Pyridine  
 Concen: 28.765 ng  
 RT: 3.47 min Scan# 236  
 Delta R.T. 0.03 min  
 Lab File: BF100755.D  
 Acq: 21 Nov 2017 2:35

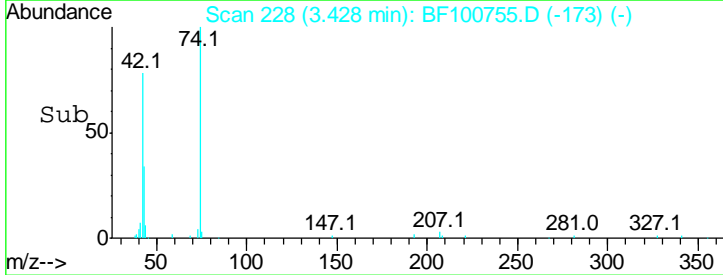
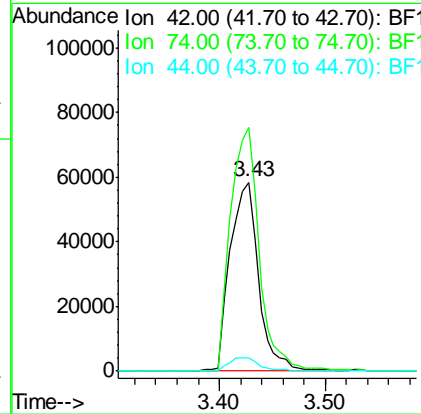
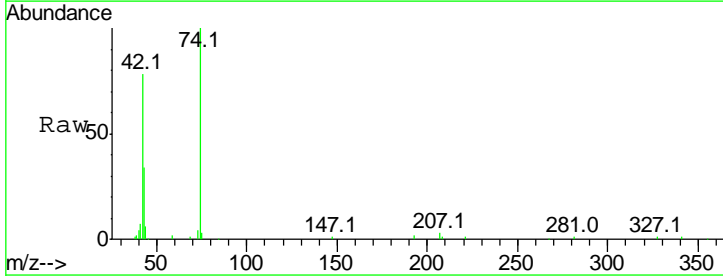
**Instrument :**  
 BNA\_F  
**ClientSampleId :**  
 RT-4252-RT-3025-RT-2342MSD

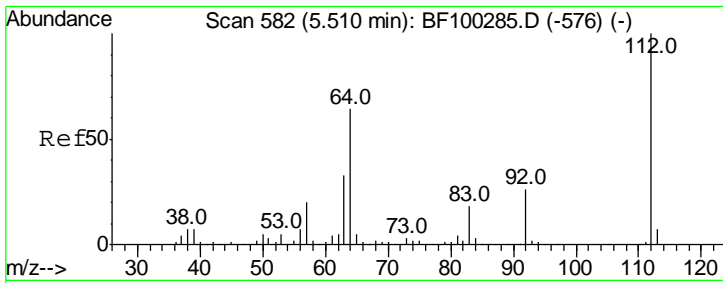
Tgt Ion	Resp	Lower	Upper
79	100		
52	78.5	59.8	89.6
51	36.9	29.8	44.8



#4  
 n-Nitrosodimethylamine  
 Concen: 29.178 ng  
 RT: 3.43 min Scan# 228  
 Delta R.T. 0.02 min  
 Lab File: BF100755.D  
 Acq: 21 Nov 2017 2:35

Tgt Ion	Resp	Lower	Upper
42	100		
74	128.8	104.9	157.3
44	7.2	6.9	10.3



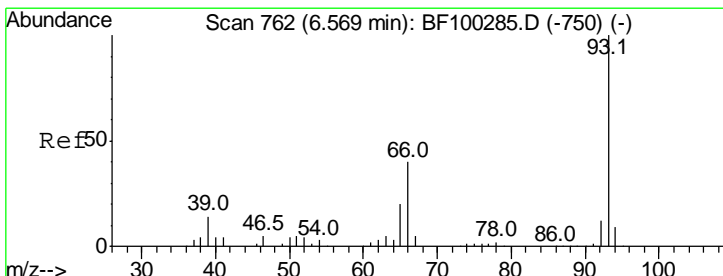
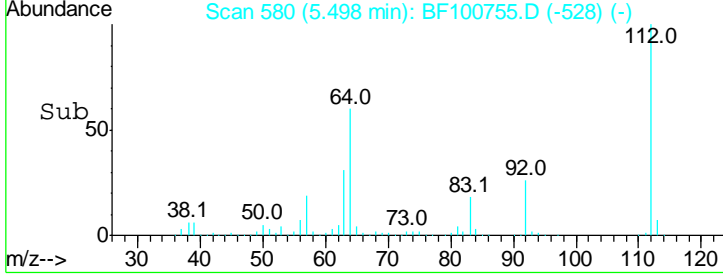
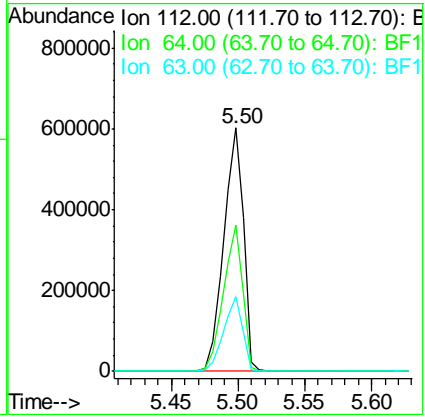
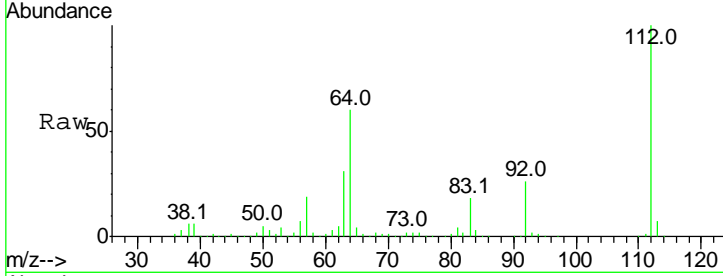


#5  
 2-Fluorophenol  
 Concen: 108.544 ng  
 RT: 5.50 min Scan# 580  
 Delta R.T. 0.01 min  
 Lab File: BF100755.D  
 Acq: 21 Nov 2017 2:35

**Instrument :**  
 BNA\_F  
**ClientSampled :**  
 RT-4252-RT-3025-RT-2342MSD

Tgt Ion: 112 Resp: 628745

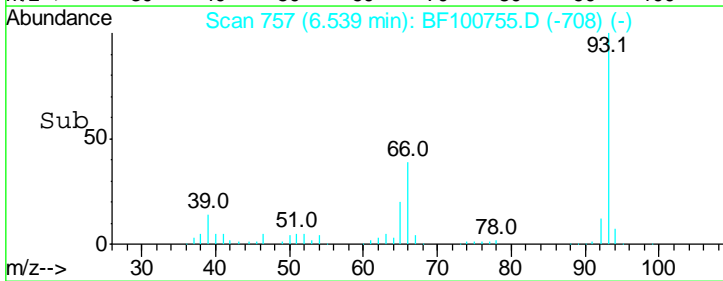
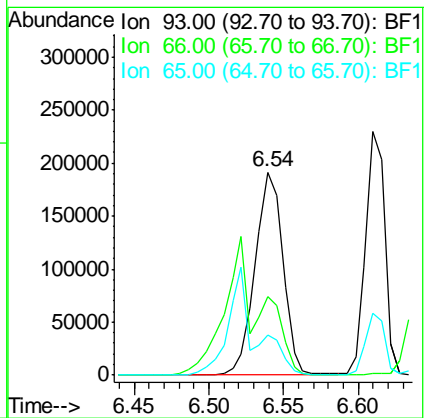
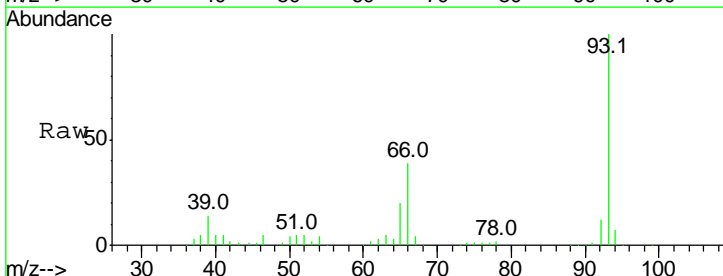
Ion	Ratio	Lower	Upper
112	100		
64	60.4	47.9	71.9
63	30.6	23.7	35.5

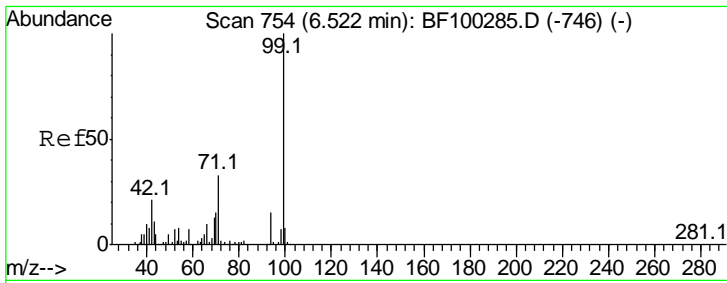


#6  
 Aniline  
 Concen: 24.605 ng  
 RT: 6.54 min Scan# 757  
 Delta R.T. -0.01 min  
 Lab File: BF100755.D  
 Acq: 21 Nov 2017 2:35

Tgt Ion: 93 Resp: 248298

Ion	Ratio	Lower	Upper
93	100		
66	38.9	32.2	48.2
65	19.6	16.4	24.6

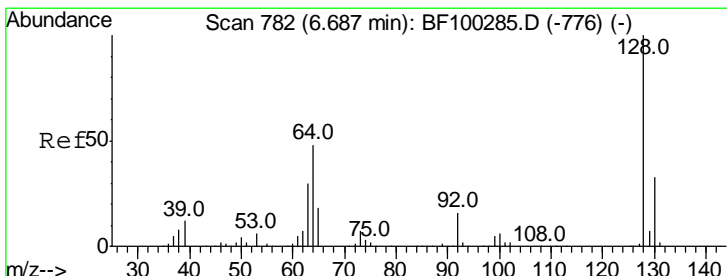
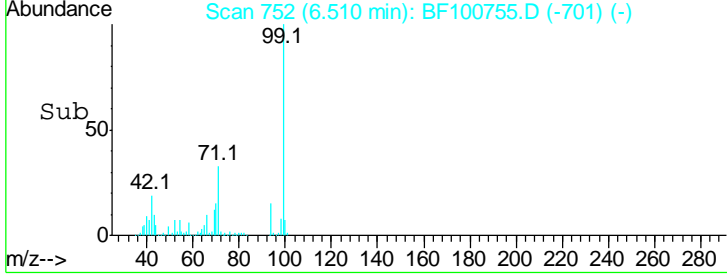
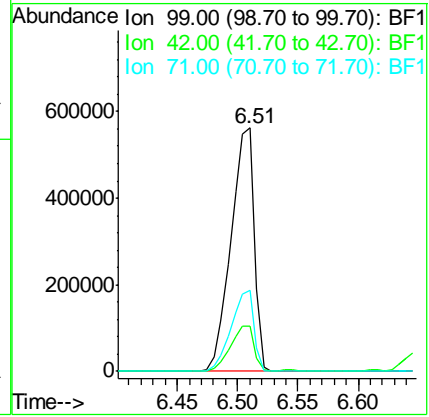
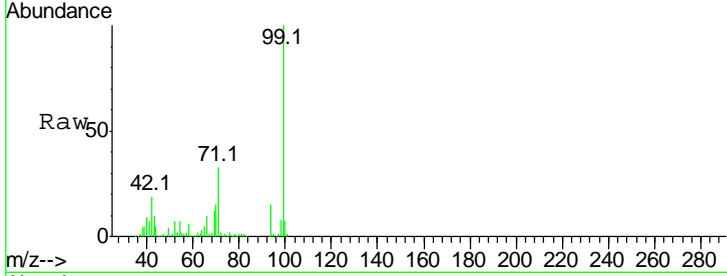




#7  
 Phenol-d6  
 Concen: 105.120 ng  
 RT: 6.51 min Scan# 752  
 Delta R.T. -0.00 min  
 Lab File: BF100755.D  
 Acq: 21 Nov 2017 2:35

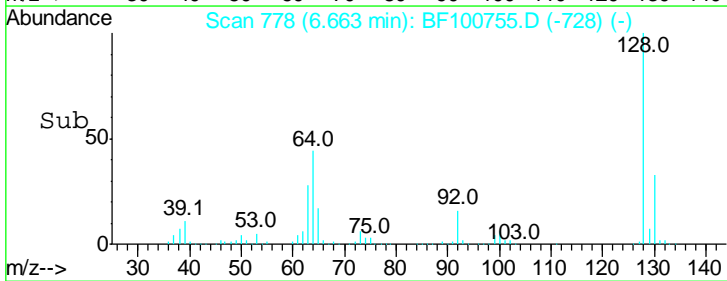
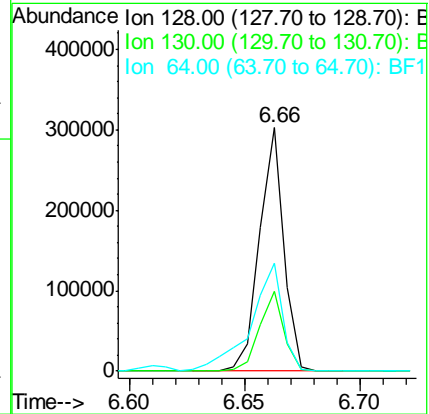
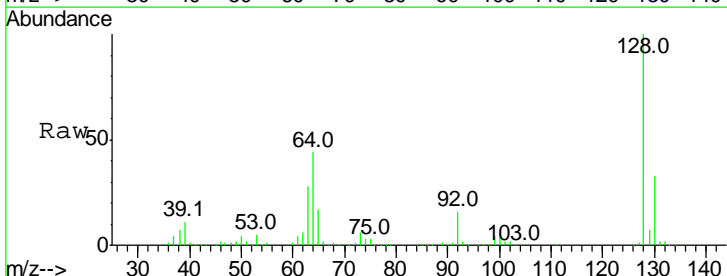
Tgt Ion	Resp	Lower	Upper
99	100		
42	18.7	14.5	21.7
71	33.1	25.4	38.0

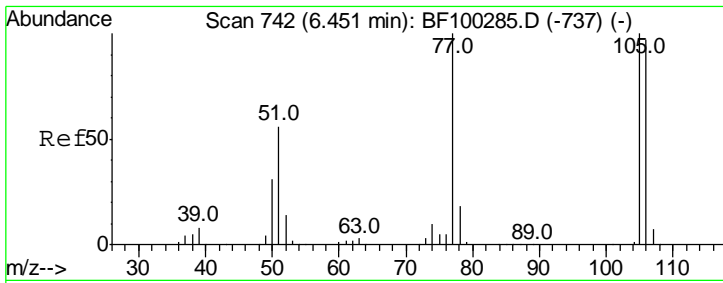
**Instrument :**  
 BNA\_F  
**ClientSampleId :**  
 RT-4252-RT-3025-RT-2342MSD



#8  
 2-Chlorophenol  
 Concen: 36.418 ng  
 RT: 6.66 min Scan# 778  
 Delta R.T. -0.01 min  
 Lab File: BF100755.D  
 Acq: 21 Nov 2017 2:35

Tgt Ion	Resp	Lower	Upper
128	100		
130	32.6	13.0	53.0
64	44.4	29.4	69.4

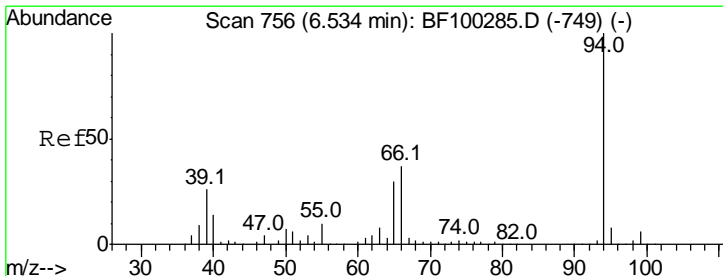
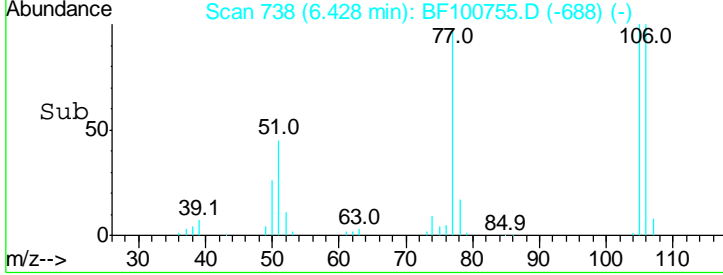
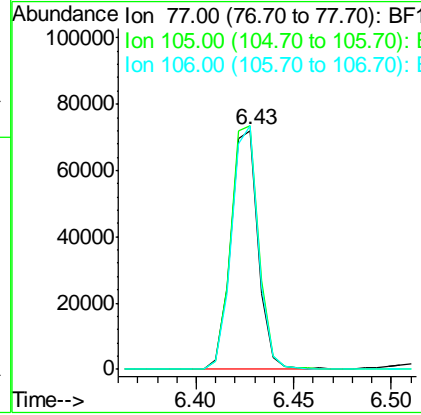
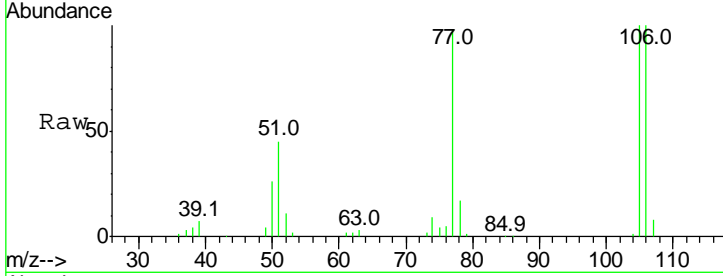




#9  
Benzaldehyde  
Concen: 13.668 ng  
RT: 6.43 min Scan# 738  
Delta R.T. -0.01 min  
Lab File: BF100755.D  
Acq: 21 Nov 2017 2:35

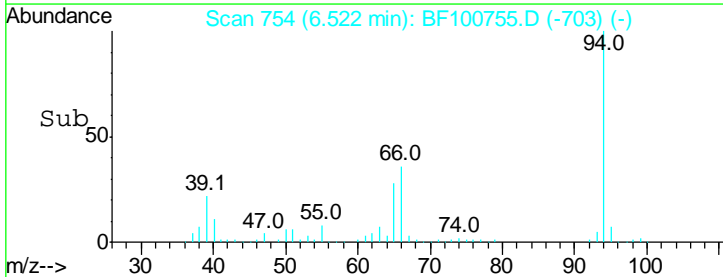
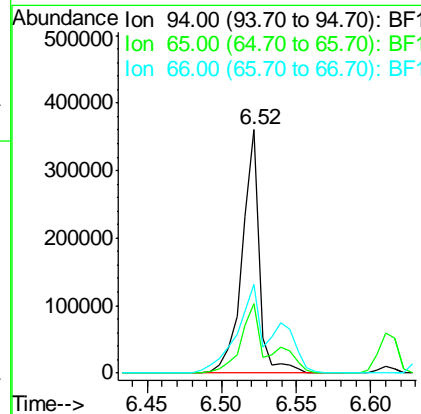
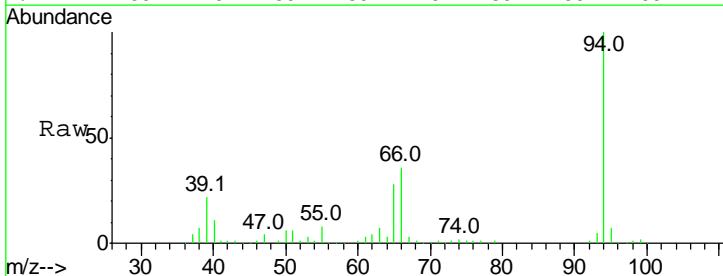
**Instrument :**  
BNA\_F  
**ClientSampleId :**  
RT-4252-RT-3025-RT-2342MSD

Tgt Ion	Resp	Lower	Upper
77	100		
105	101.8	81.1	121.1
106	101.9	74.5	114.5

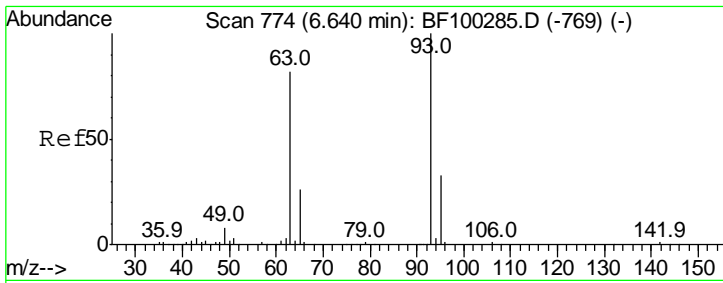


#10  
Phenol  
Concen: 38.952 ng  
RT: 6.52 min Scan# 754  
Delta R.T. -0.00 min  
Lab File: BF100755.D  
Acq: 21 Nov 2017 2:35

Tgt Ion	Resp	Lower	Upper
94	100		
65	28.3	7.9	47.9
66	36.4	16.2	56.2



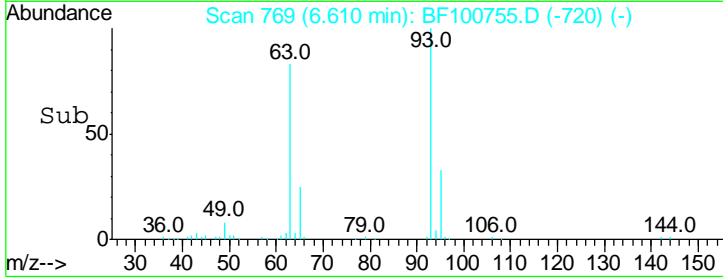
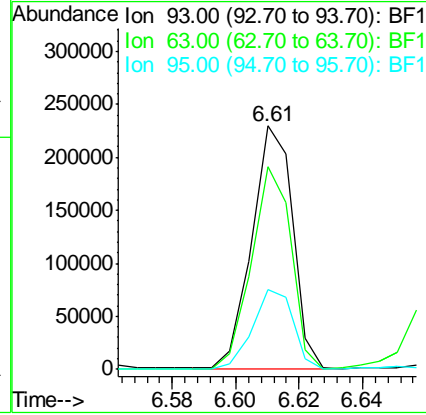
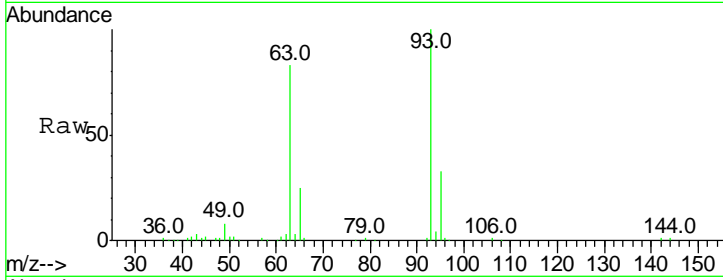




#11  
 bis(2-Chloroethyl)ether  
 Concen: 32.396 ng  
 RT: 6.61 min Scan# 769  
 Delta R.T. -0.01 min  
 Lab File: BF100755.D  
 Acq: 21 Nov 2017 2:35

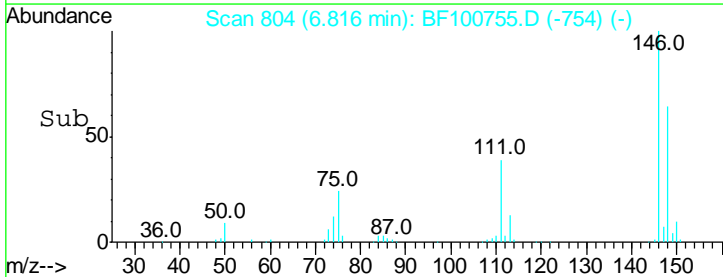
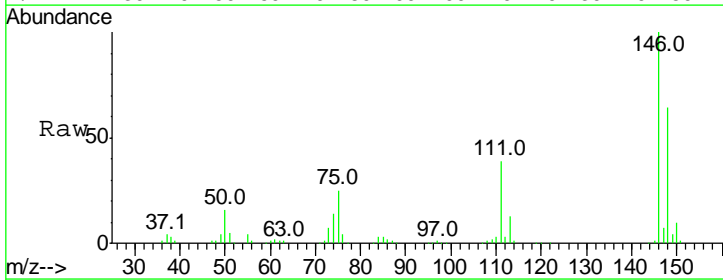
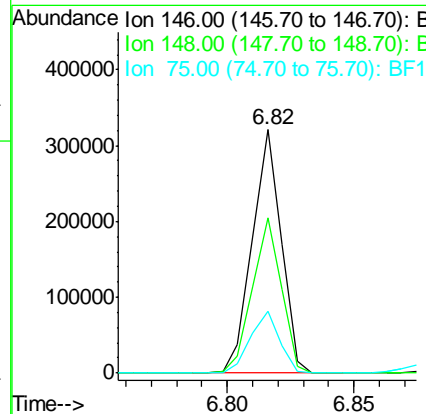
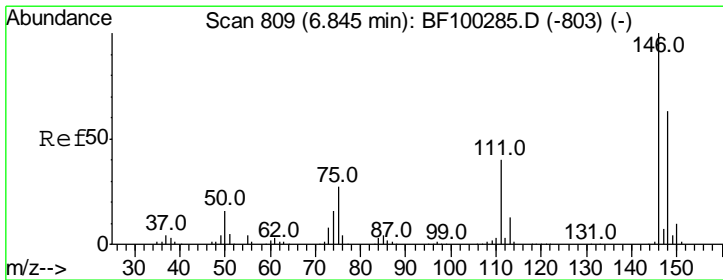
**Instrument :**  
 BNA\_F  
**ClientSampleId :**  
 RT-4252-RT-3025-RT-2342MSD

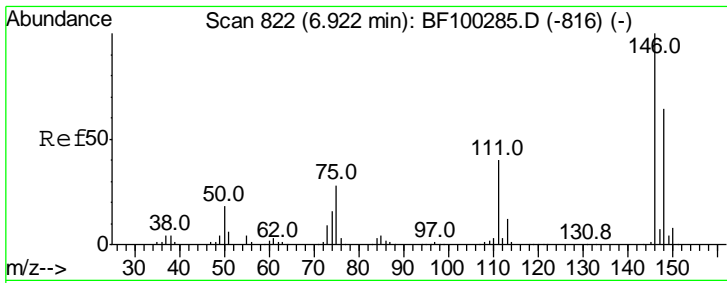
Tgt Ion	Resp	Lower	Upper
93	100		
63	83.0	58.6	98.6
95	32.5	11.8	51.8



#12  
 1,3-Dichlorobenzene  
 Concen: 36.203 ng  
 RT: 6.82 min Scan# 804  
 Delta R.T. -0.01 min  
 Lab File: BF100755.D  
 Acq: 21 Nov 2017 2:35

Tgt Ion	Resp	Lower	Upper
146	100		
148	63.5	51.8	77.8
75	25.5	24.2	36.4

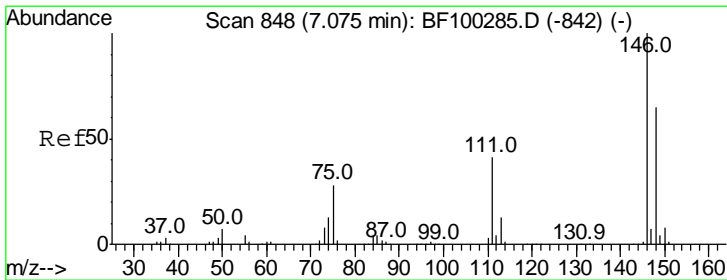
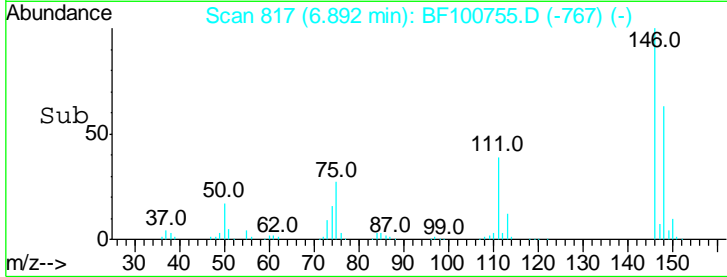
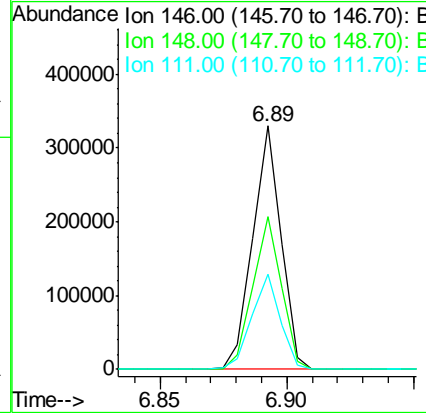
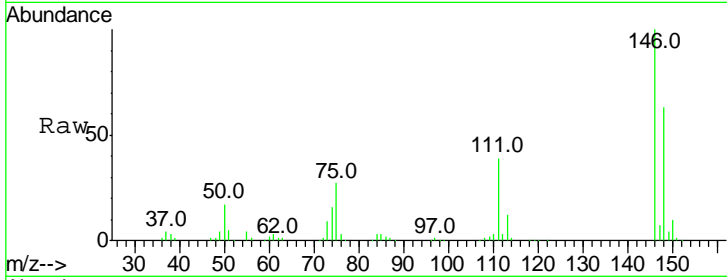




#13  
 1,4-Dichlorobenzene  
 Concen: 36.010 ng  
 RT: 6.89 min Scan# 817  
 Delta R.T. -0.01 min  
 Lab File: BF100755.D  
 Acq: 21 Nov 2017 2:35

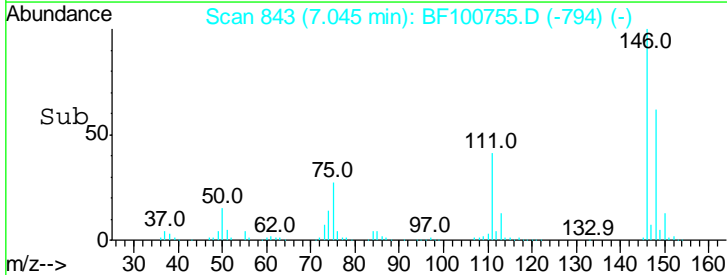
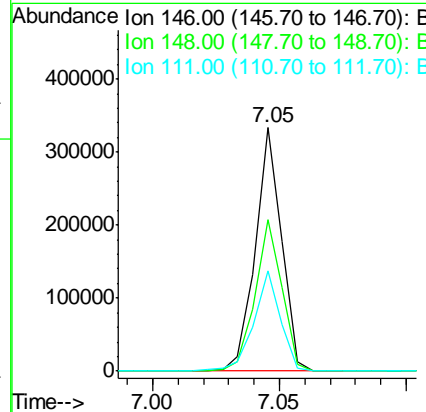
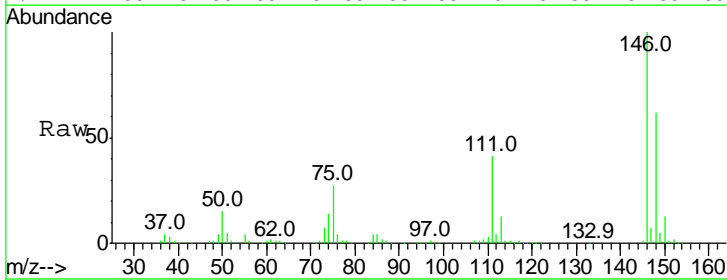
**Instrument :**  
 BNA\_F  
**ClientSampled :**  
 RT-4252-RT-3025-RT-2342MSD

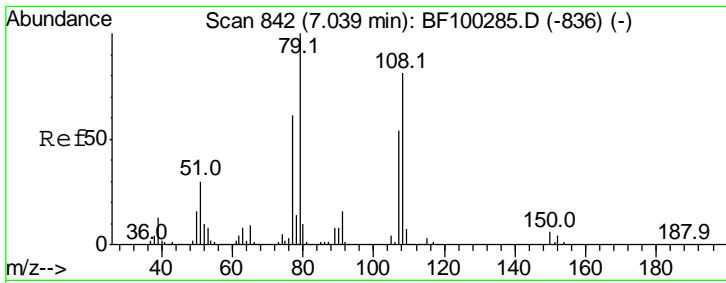
Tgt Ion	Resp	Lower	Upper
146	100		
148	62.6	50.8	76.2
111	39.1	34.2	51.2



#14  
 1,2-Dichlorobenzene  
 Concen: 36.216 ng  
 RT: 7.05 min Scan# 843  
 Delta R.T. -0.01 min  
 Lab File: BF100755.D  
 Acq: 21 Nov 2017 2:35

Tgt Ion	Resp	Lower	Upper
146	100		
148	62.1	50.6	75.8
111	41.2	36.0	54.0

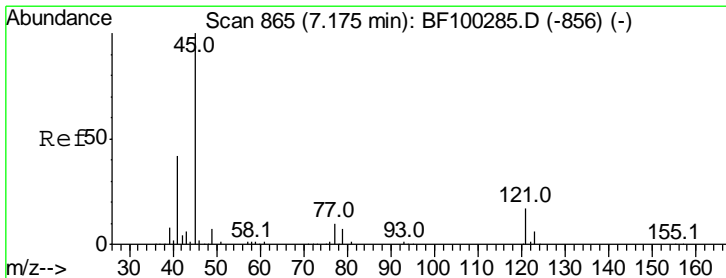
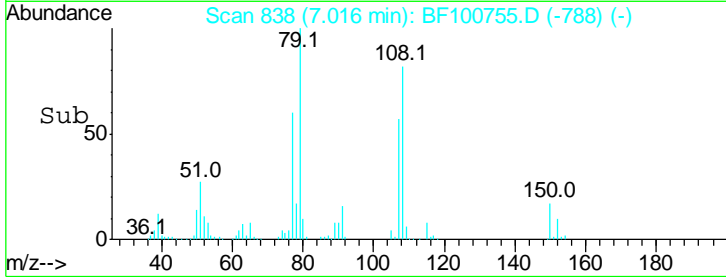
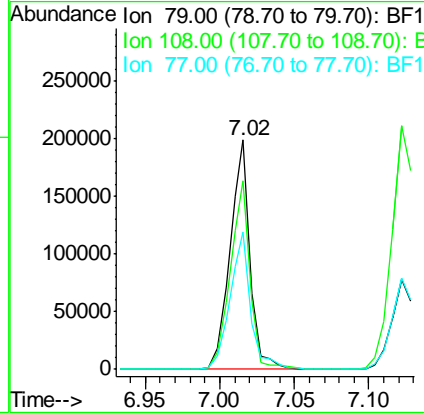
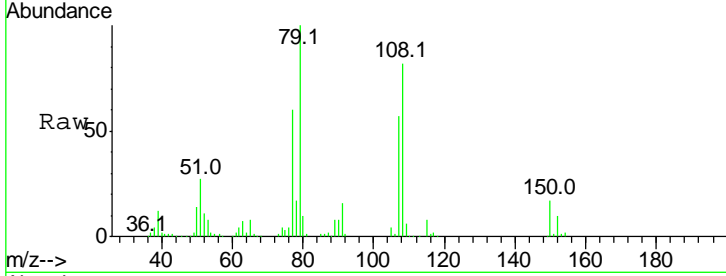




#15  
Benzyl Alcohol  
Concen: 33.810 ng  
RT: 7.02 min Scan# 838  
Delta R.T. -0.01 min  
Lab File: BF100755.D  
Acq: 21 Nov 2017 2:35

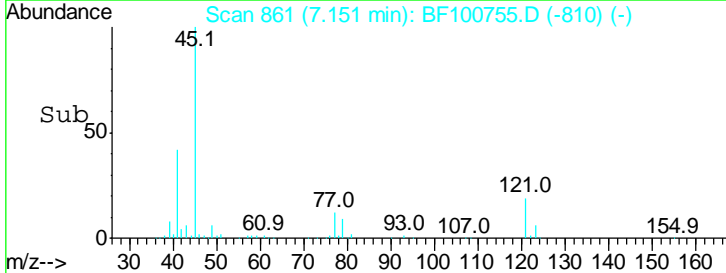
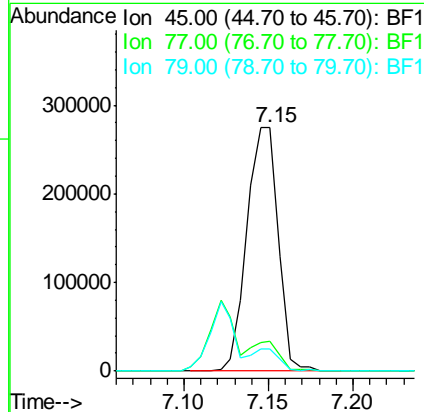
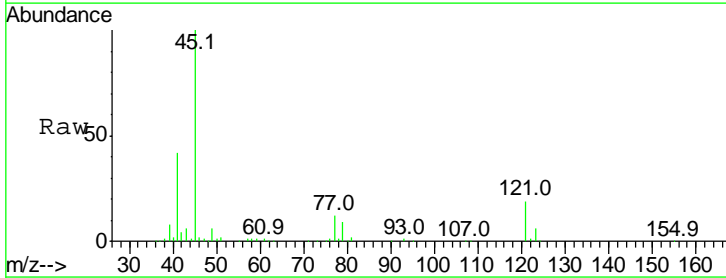
Instrument :  
BNA\_F  
ClientSampleId :  
RT-4252-RT-3025-RT-2342MSD

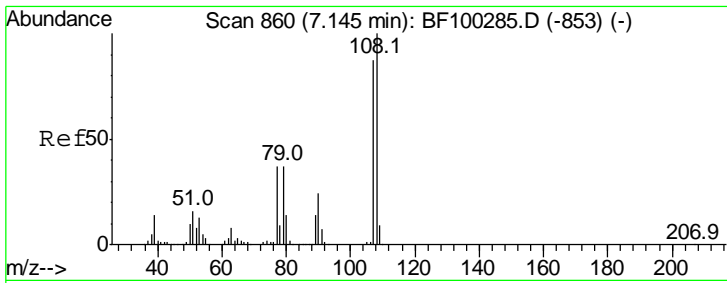
Tgt Ion	Resp	Lower	Upper
79	100		
108	82.1	65.1	97.7
77	60.1	50.6	75.8



#16  
2,2'-oxybis(1-Chloropropane)  
Concen: 35.261 ng  
RT: 7.15 min Scan# 861  
Delta R.T. -0.00 min  
Lab File: BF100755.D  
Acq: 21 Nov 2017 2:35

Tgt Ion	Resp	Lower	Upper
45	100		
77	12.3	0.0	32.9
79	9.3	0.0	29.6

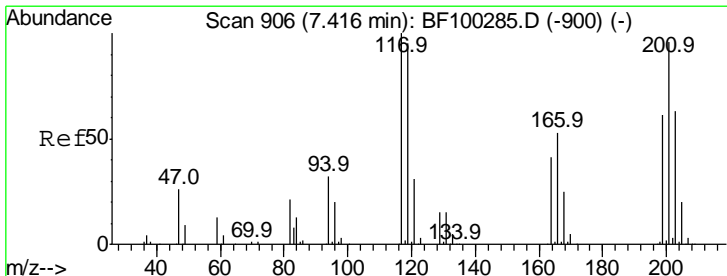
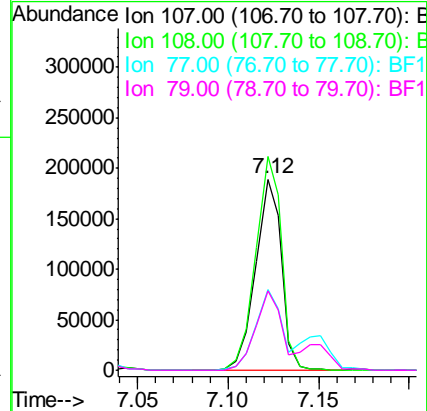
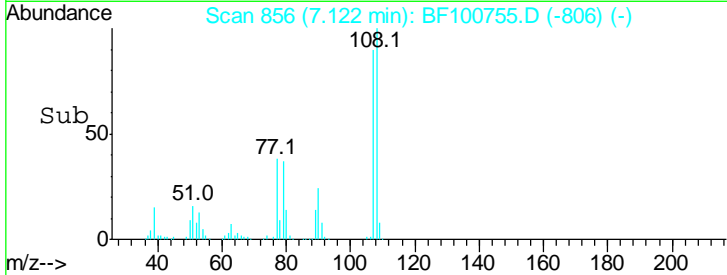
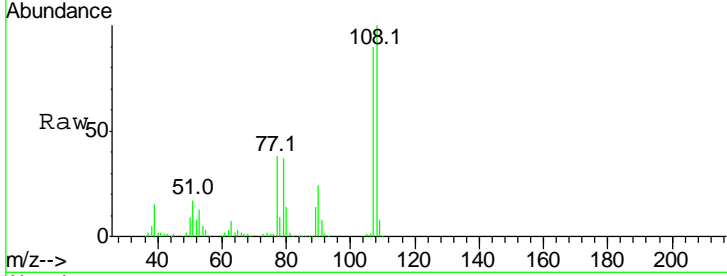




#17  
 2-Methylphenol  
 Concen: 35.845 ng  
 RT: 7.12 min Scan# 856  
 Delta R.T. -0.01 min  
 Lab File: BF100755.D  
 Acq: 21 Nov 2017 2:35

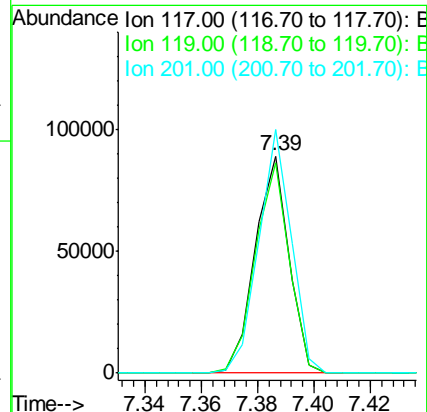
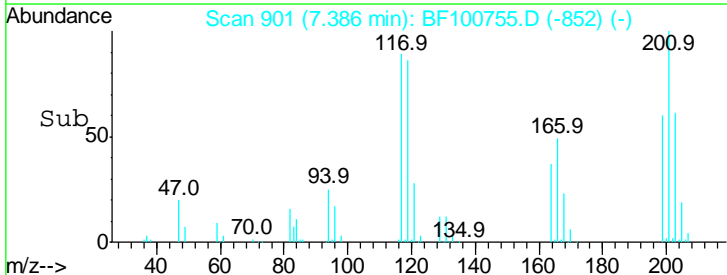
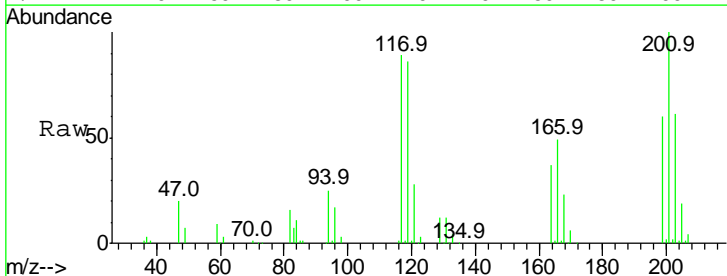
Instrument :  
 BNA\_F  
 ClientSampleId :  
 RT-4252-RT-3025-RT-2342MSD

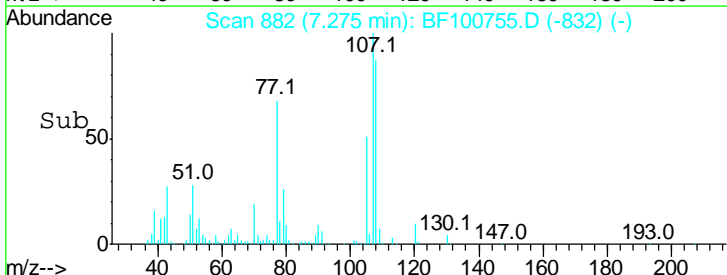
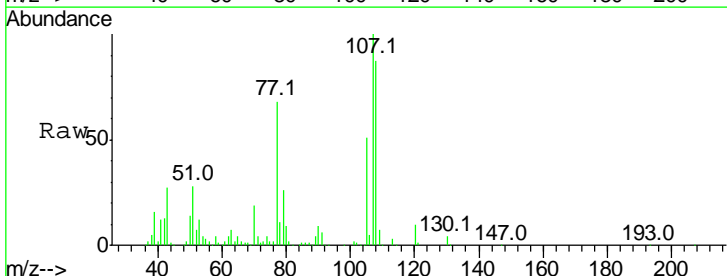
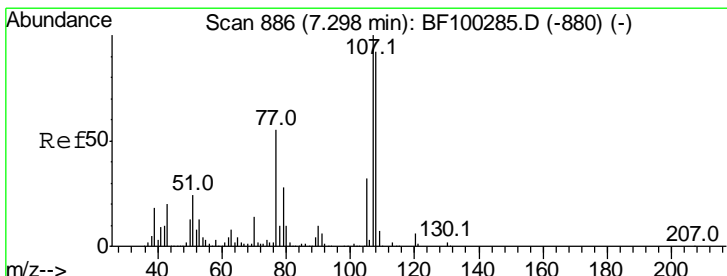
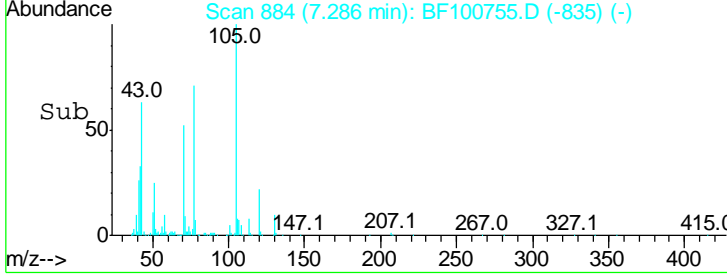
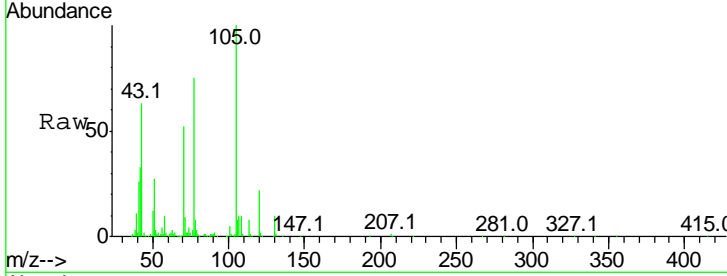
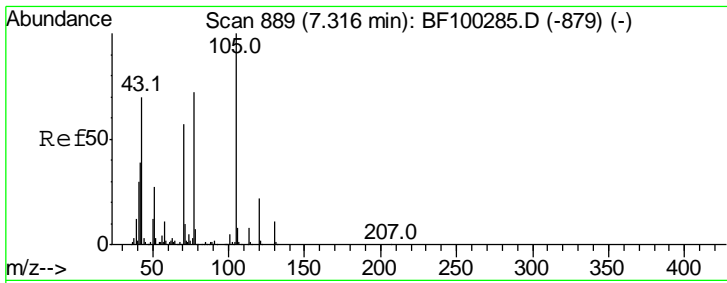
Tgt Ion	Resp	Lower	Upper
107	187708		
107	100		
108	111.6	91.7	137.5
77	42.1	33.8	50.8
79	41.3	33.8	50.8



#18  
 Hexachloroethane  
 Concen: 31.460 ng  
 RT: 7.39 min Scan# 901  
 Delta R.T. -0.01 min  
 Lab File: BF100755.D  
 Acq: 21 Nov 2017 2:35

Tgt Ion	Resp	Lower	Upper
117	74173		
117	100		
119	96.7	75.8	113.8
201	112.2	75.7	113.5

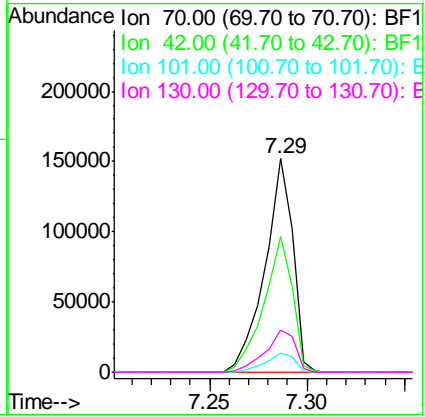




#19  
 n-Nitroso-di-n-propylamine  
 Concen: 30.470 ng  
 RT: 7.29 min Scan# 884  
 Delta R.T. -0.01 min  
 Lab File: BF100755.D  
 Acq: 21 Nov 2017 2:35

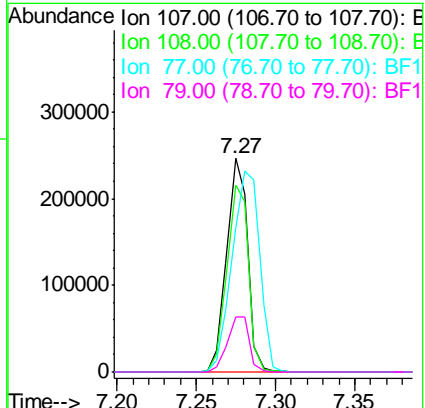
**Instrument :**  
 BNA\_F  
**ClientSampleId :**  
 RT-4252-RT-3025-RT-2342MSD

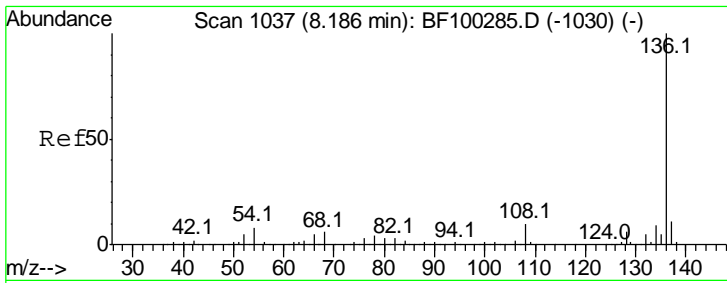
Tgt Ion	Resp	Lower	Upper
70	150939		
70	100		
42	63.7	47.5	71.3
101	9.2	7.4	11.2
130	19.7	16.6	25.0



#20  
 3+4-Methylphenols  
 Concen: 34.295 ng  
 RT: 7.27 min Scan# 882  
 Delta R.T. -0.01 min  
 Lab File: BF100755.D  
 Acq: 21 Nov 2017 2:35

Tgt Ion	Resp	Lower	Upper
107	227263		
107	100		
108	87.3	68.2	108.2
77	67.8	26.7	66.7#
79	26.0	6.3	46.3



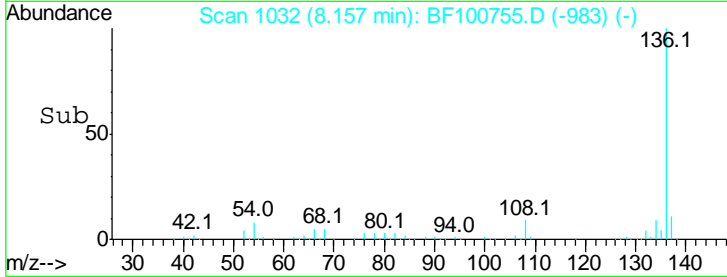
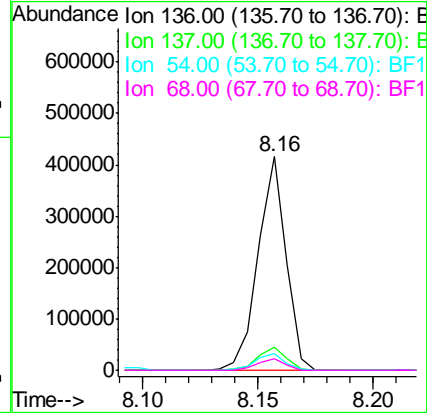
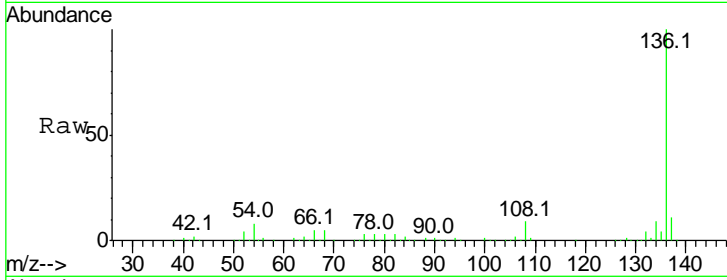


#21  
 Naphthalene-d8  
 Concen: 20.000 ng  
 RT: 8.16 min Scan# 1032  
 Delta R.T. -0.01 min  
 Lab File: BF100755.D  
 Acq: 21 Nov 2017 2:35

**Instrument :**  
 BNA\_F  
**ClientSampleId :**  
 RT-4252-RT-3025-RT-2342MSD

Tgt Ion:136 Resp: 351760

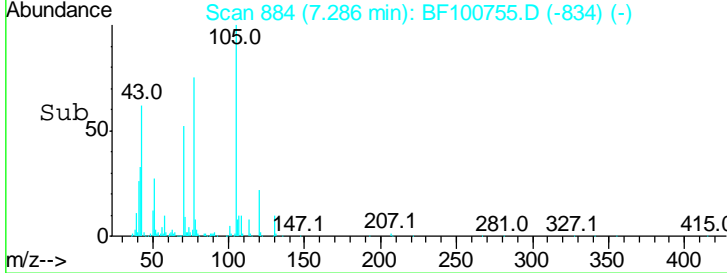
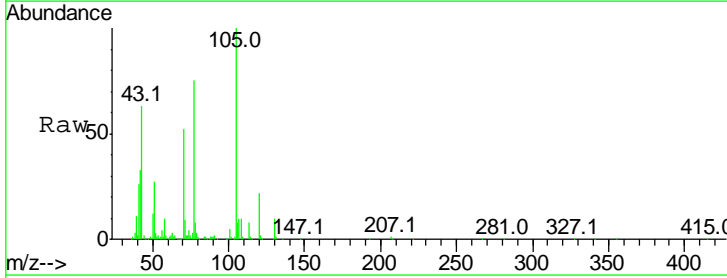
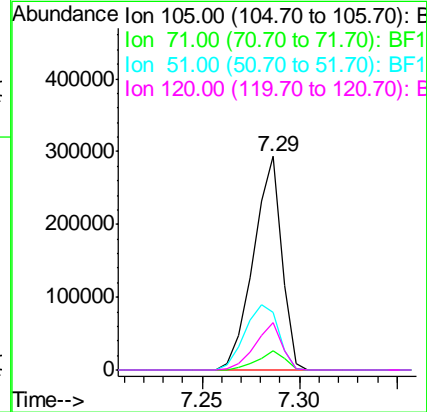
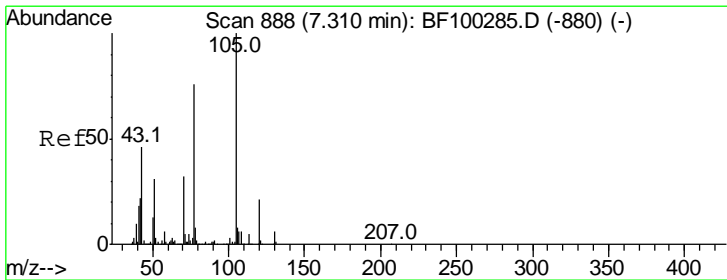
Ion	Ratio	Lower	Upper
136	100		
137	11.0	8.9	13.3
54	7.8	6.6	9.8
68	5.1	5.0	7.4

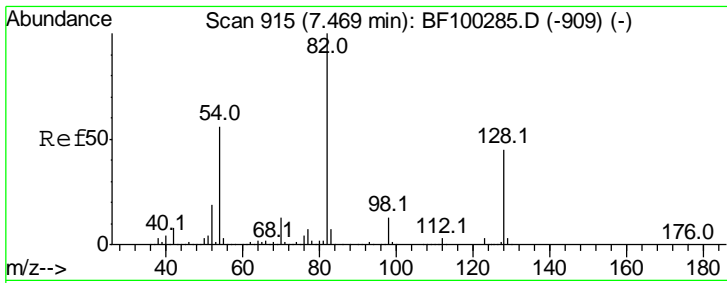


#22  
 Acetophenone  
 Concen: 34.392 ng  
 RT: 7.29 min Scan# 884  
 Delta R.T. -0.01 min  
 Lab File: BF100755.D  
 Acq: 21 Nov 2017 2:35

Tgt Ion:105 Resp: 295001

Ion	Ratio	Lower	Upper
105	100		
71	8.8	4.4	6.6#
51	27.0	22.3	33.5
120	22.0	16.9	25.3

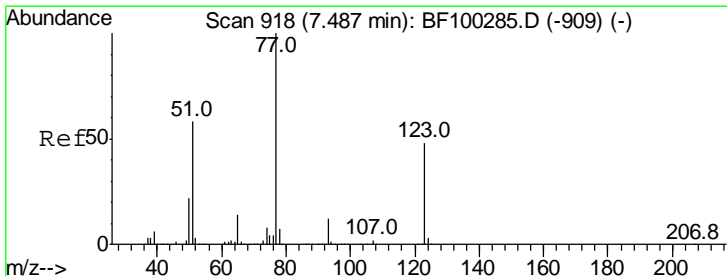
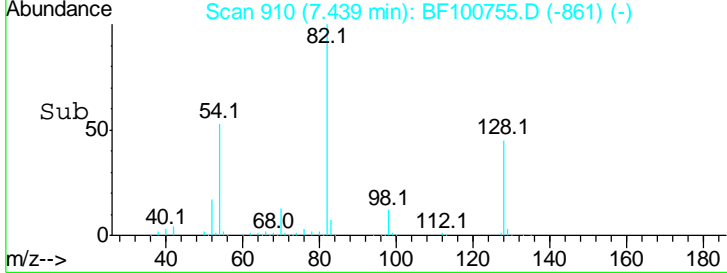
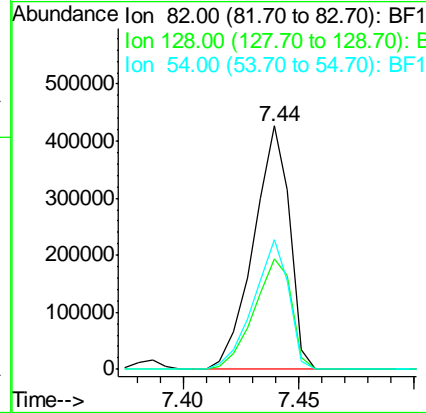
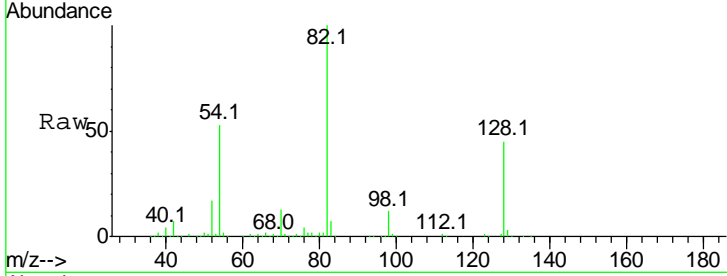




#23  
 Nitrobenzene-d5  
 Concen: 87.499 ng  
 RT: 7.44 min Scan# 910  
 Delta R.T. -0.01 min  
 Lab File: BF100755.D  
 Acq: 21 Nov 2017 2:35

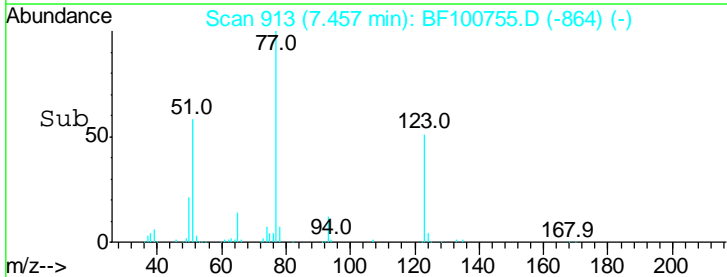
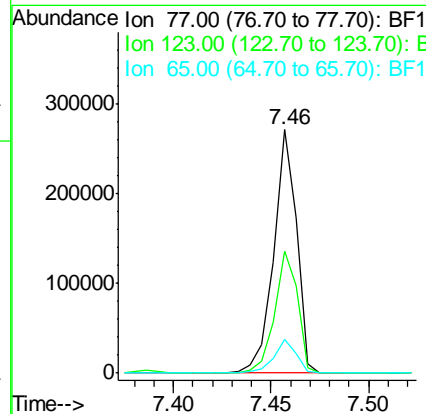
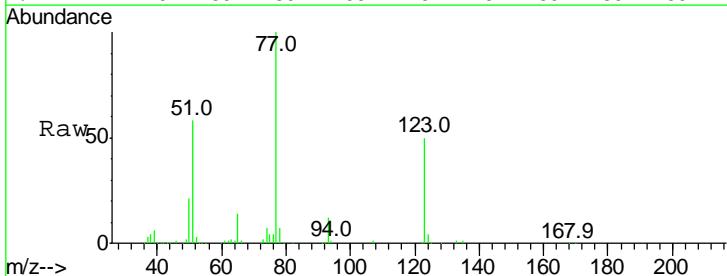
**Instrument :**  
 BNA\_F  
**ClientSampled :**  
 RT-4252-RT-3025-RT-2342MSD

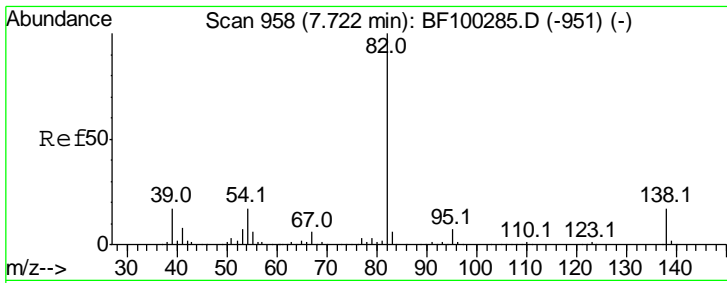
Tgt Ion	Resp	Lower	Upper
82	100		
128	45.4	36.1	54.1
54	53.2	41.4	62.2



#24  
 Nitrobenzene  
 Concen: 40.156 ng  
 RT: 7.46 min Scan# 913  
 Delta R.T. -0.01 min  
 Lab File: BF100755.D  
 Acq: 21 Nov 2017 2:35

Tgt Ion	Resp	Lower	Upper
77	100		
123	50.2	37.9	56.9
65	13.9	11.0	16.4

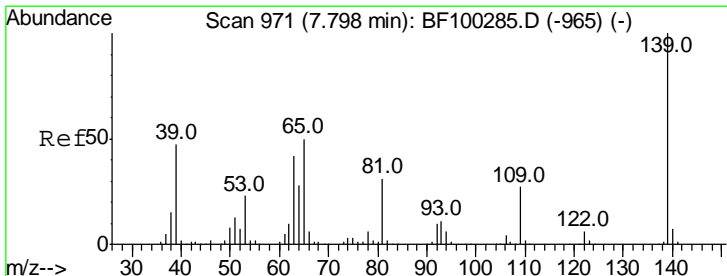
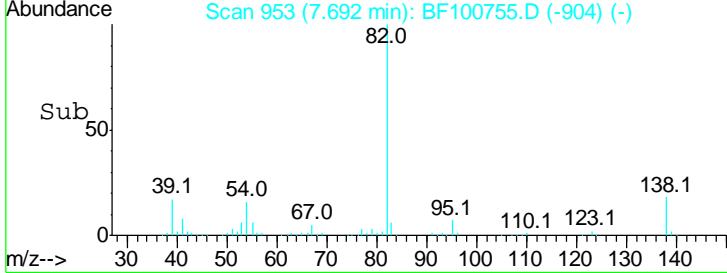
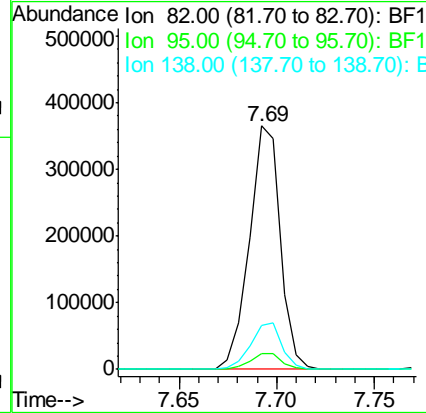
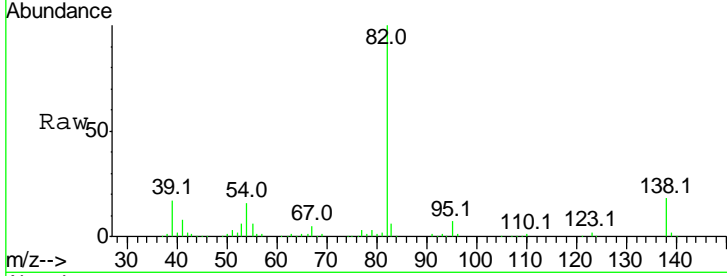




#25  
 Isophorone  
 Concen: 35.847 ng  
 RT: 7.69 min Scan# 953  
 Delta R.T. -0.01 min  
 Lab File: BF100755.D  
 Acq: 21 Nov 2017 2:35

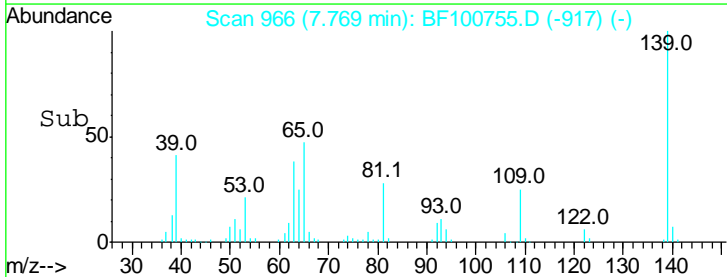
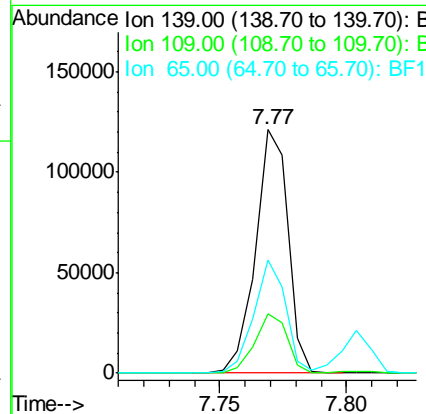
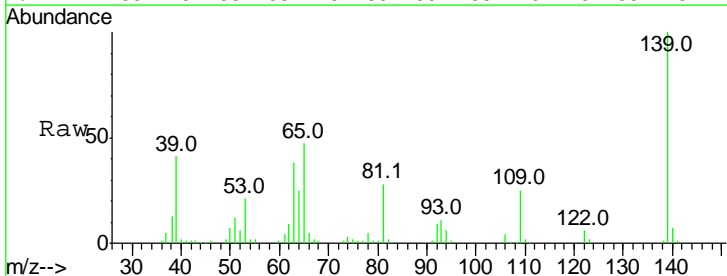
Instrument :  
 BNA\_F  
 ClientSampleId :  
 RT-4252-RT-3025-RT-2342MSD

Tgt Ion	Resp	Lower	Upper
82	100		
95	6.6	5.2	7.8
138	18.2	14.9	22.3

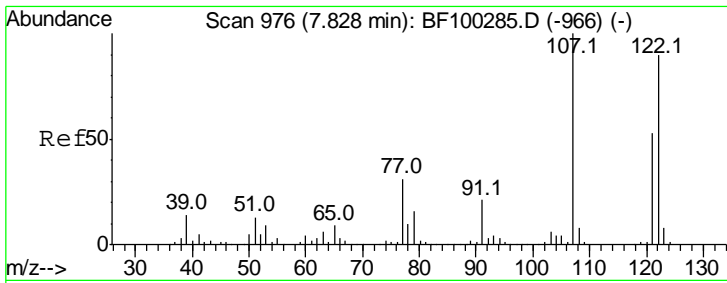


#26  
 2-Nitrophenol  
 Concen: 42.852 ng  
 RT: 7.77 min Scan# 966  
 Delta R.T. -0.01 min  
 Lab File: BF100755.D  
 Acq: 21 Nov 2017 2:35

Tgt Ion	Resp	Lower	Upper
139	100		
109	24.6	22.7	34.1
65	46.7	40.5	60.7



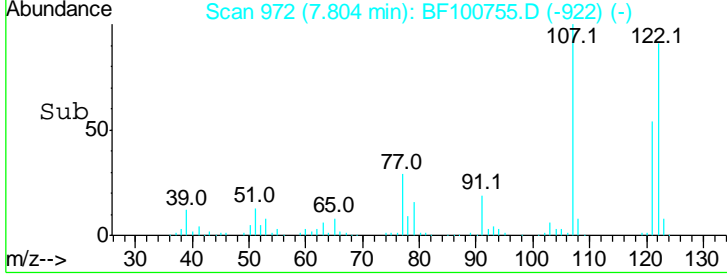
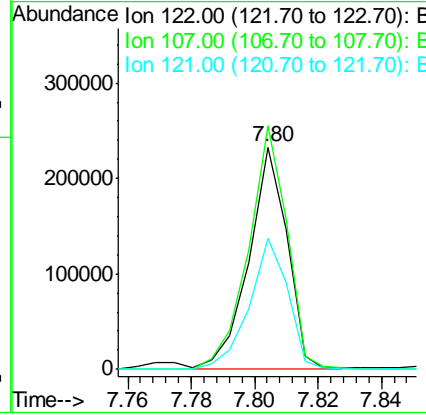
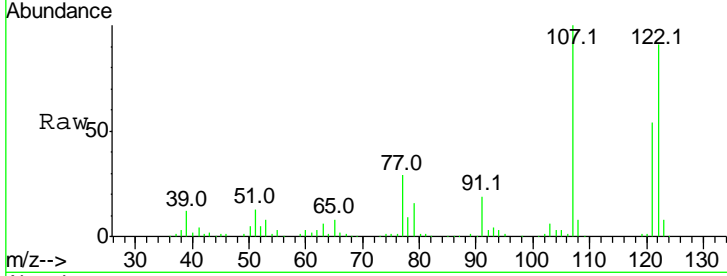




#27  
 2,4-Dimethylphenol  
 Concen: 38.833 ng  
 RT: 7.80 min Scan# 972  
 Delta R.T. -0.01 min  
 Lab File: BF100755.D  
 Acq: 21 Nov 2017 2:35

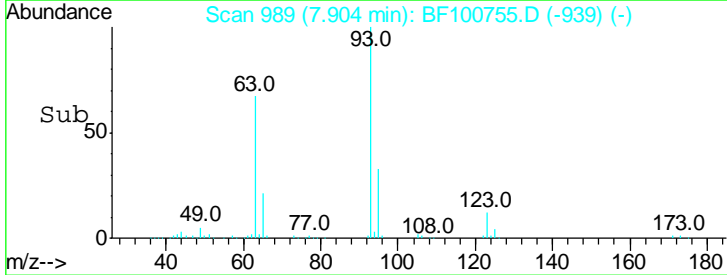
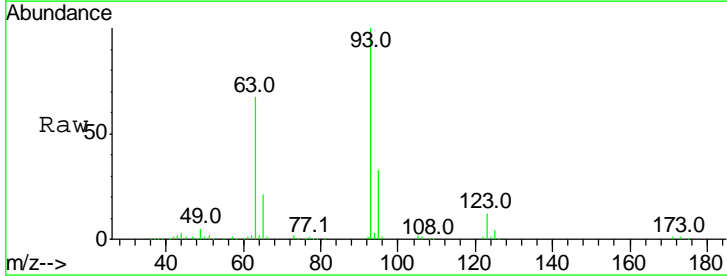
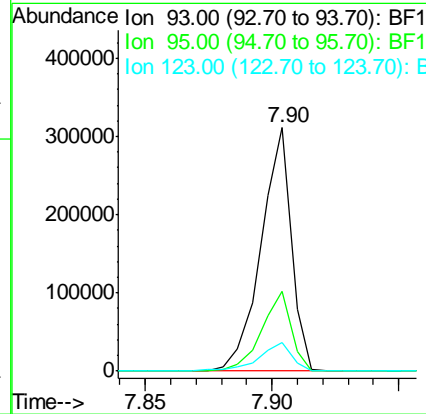
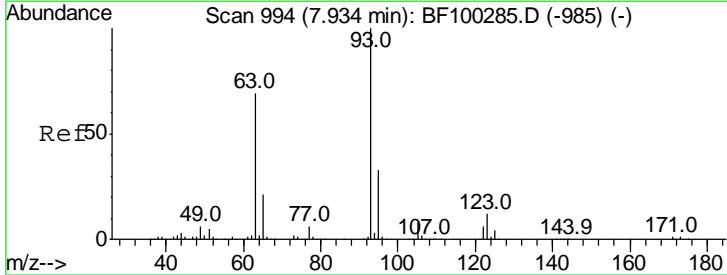
Instrument :  
 BNA\_F  
 ClientSampleId :  
 RT-4252-RT-3025-RT-2342MSD

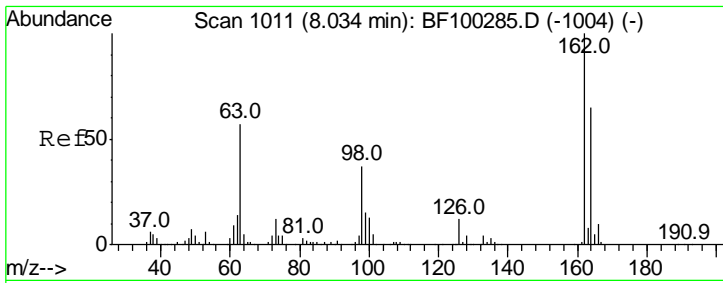
Tgt Ion	Resp	Lower	Upper
122	194632		
107	109.6	91.2	136.8
121	59.0	47.2	70.8



#28  
 bis(2-Chloroethoxy)methane  
 Concen: 35.660 ng  
 RT: 7.90 min Scan# 989  
 Delta R.T. -0.01 min  
 Lab File: BF100755.D  
 Acq: 21 Nov 2017 2:35

Tgt Ion	Resp	Lower	Upper
93	260802		
95	32.7	26.3	39.5
123	11.7	9.8	14.6

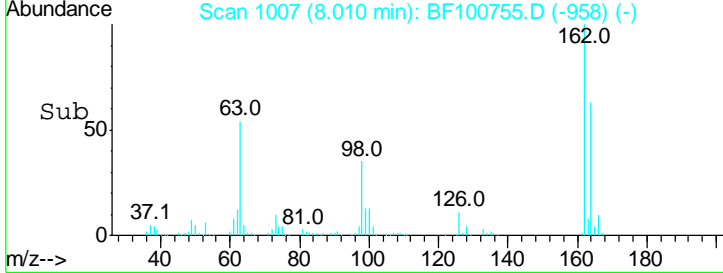
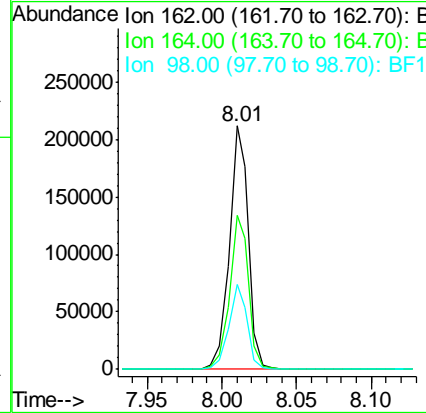
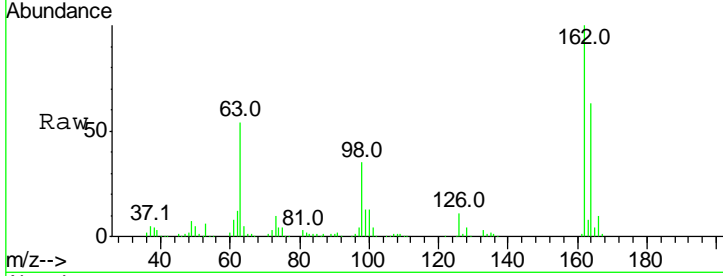




#29  
 2,4-Dichlorophenol  
 Concen: 39.885 ng  
 RT: 8.01 min Scan# 1007  
 Delta R.T. -0.01 min  
 Lab File: BF100755.D  
 Acq: 21 Nov 2017 2:35

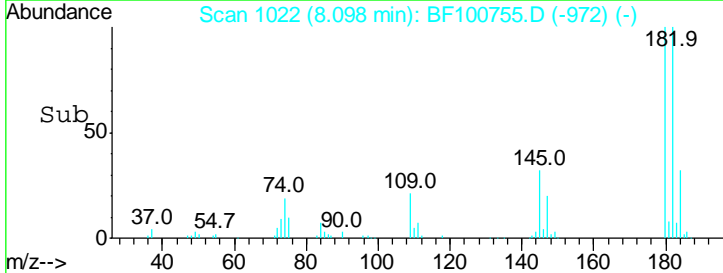
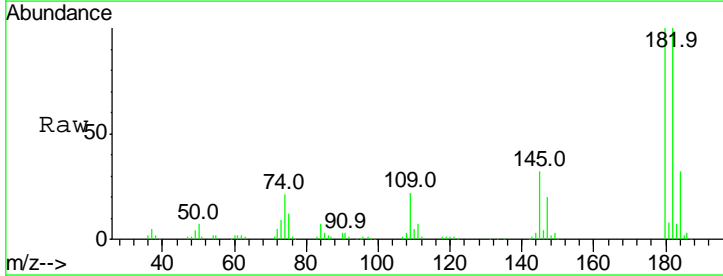
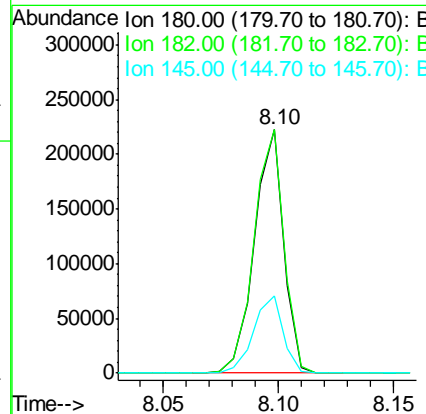
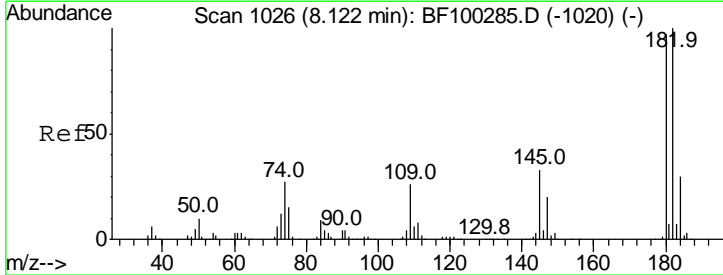
Instrument :  
 BNA\_F  
 ClientSampleId :  
 RT-4252-RT-3025-RT-2342MSD

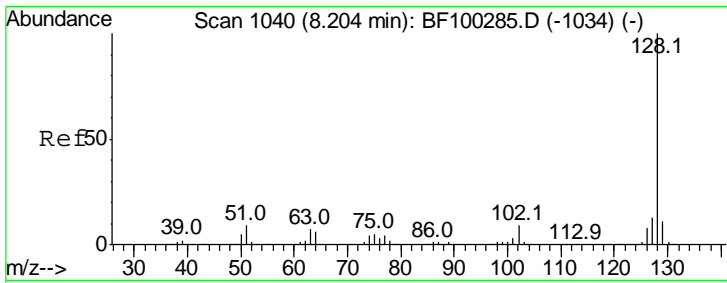
Tgt Ion	Resp	Lower	Upper
162	190841		
164	63.2	42.7	82.7
98	34.9	18.1	58.1



#30  
 1,2,4-Trichlorobenzene  
 Concen: 38.208 ng  
 RT: 8.10 min Scan# 1022  
 Delta R.T. -0.01 min  
 Lab File: BF100755.D  
 Acq: 21 Nov 2017 2:35

Tgt Ion	Resp	Lower	Upper
180	197753		
182	99.9	76.8	115.2
145	31.6	26.5	39.7

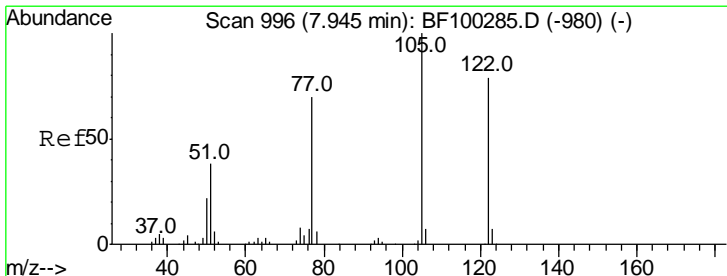
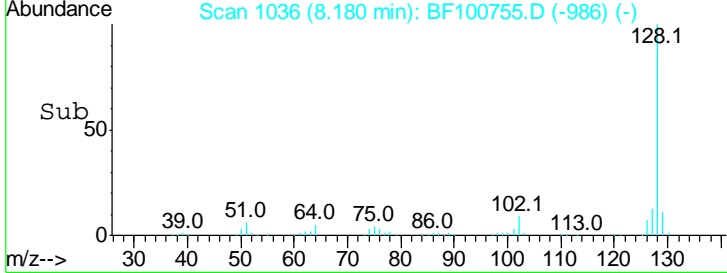
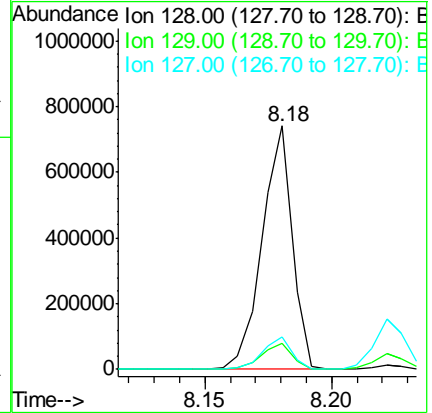
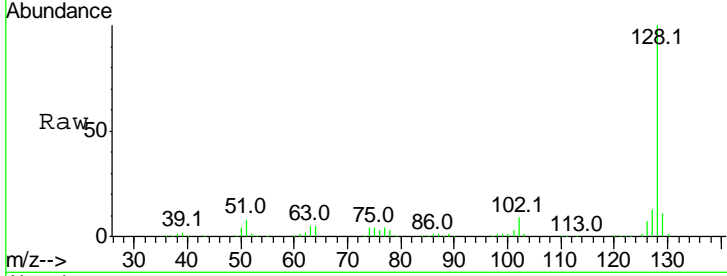




#31  
 Naphthalene  
 Concen: 36.404 ng  
 RT: 8.18 min Scan# 1036  
 Delta R.T. -0.01 min  
 Lab File: BF100755.D  
 Acq: 21 Nov 2017 2:35

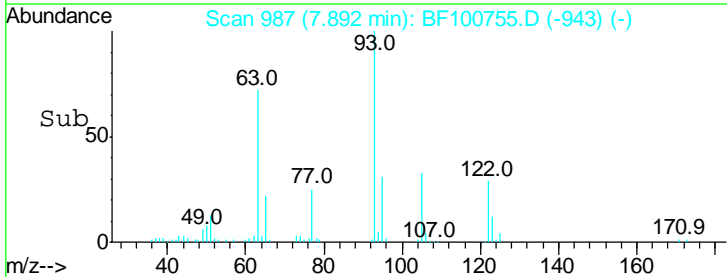
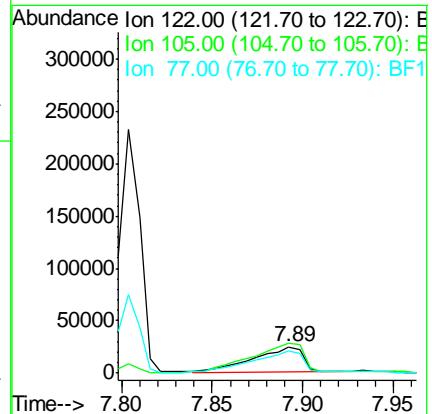
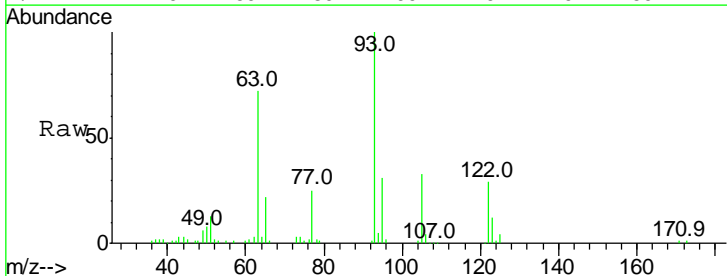
Instrument :  
 BNA\_F  
 ClientSampleId :  
 RT-4252-RT-3025-RT-2342MSD

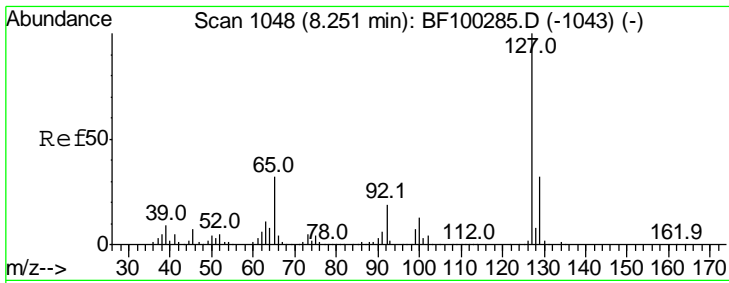
Tgt Ion	Resp	Lower	Upper
128	616782		
129	10.8	8.8	13.2
127	13.2	10.9	16.3



#32  
 Benzoic acid  
 Concen: 18.954 ng  
 RT: 7.89 min Scan# 987  
 Delta R.T. -0.04 min  
 Lab File: BF100755.D  
 Acq: 21 Nov 2017 2:35

Tgt Ion	Resp	Lower	Upper
122	45703		
105	114.8	101.1	141.1
77	85.8	70.7	110.7

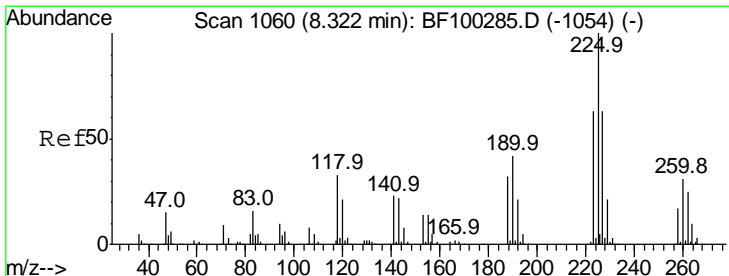
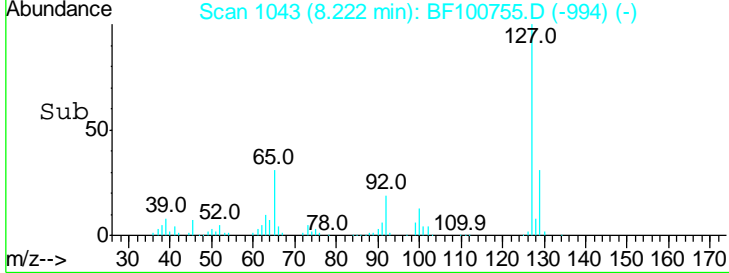
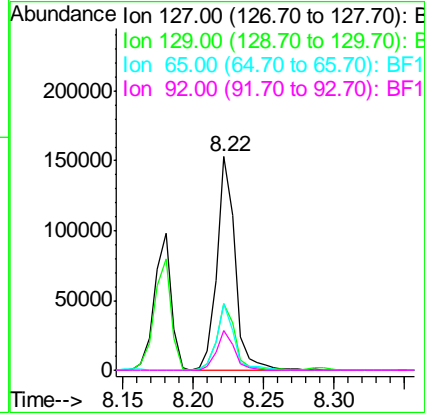
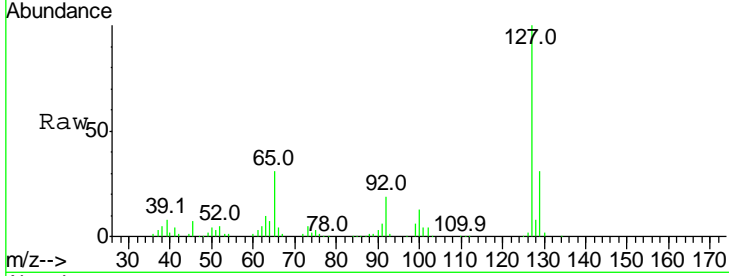




#33  
 4-Chloroaniline  
 Concen: 19.518 ng  
 RT: 8.22 min Scan# 1043  
 Delta R.T. -0.01 min  
 Lab File: BF100755.D  
 Acq: 21 Nov 2017 2:35

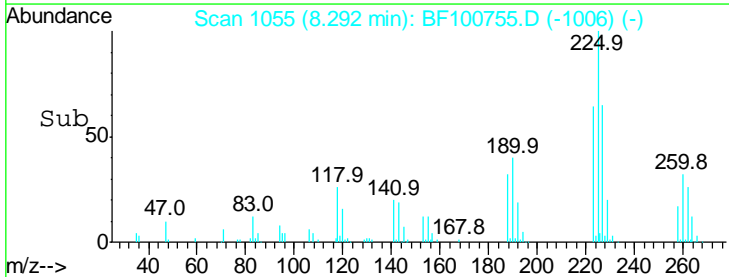
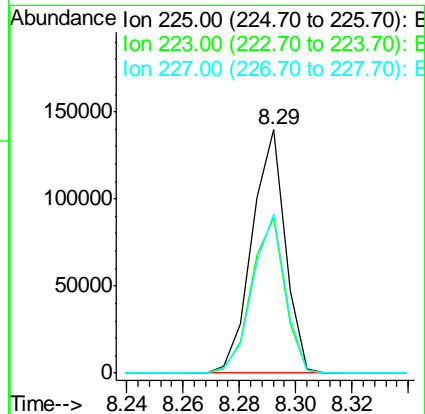
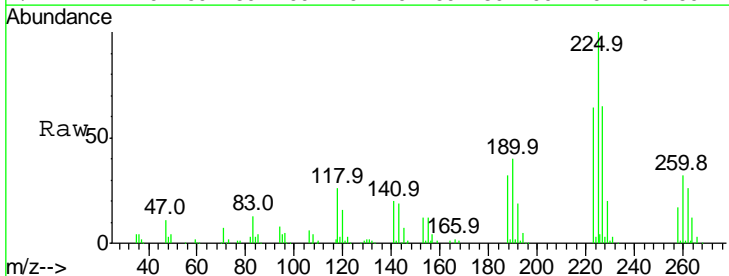
**Instrument :**  
 BNA\_F  
**ClientSampleId :**  
 RT-4252-RT-3025-RT-2342MSD

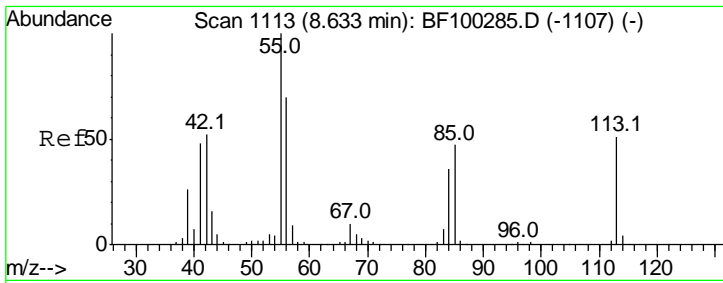
Tgt Ion	Resp	Lower	Upper
127	137648		
129	31.1	25.9	38.9
65	31.3	25.0	37.4
92	18.9	15.2	22.8



#34  
 Hexachlorobutadiene  
 Concen: 36.956 ng  
 RT: 8.29 min Scan# 1055  
 Delta R.T. -0.01 min  
 Lab File: BF100755.D  
 Acq: 21 Nov 2017 2:35

Tgt Ion	Resp	Lower	Upper
225	113725		
223	63.9	50.6	76.0
227	65.3	51.9	77.9

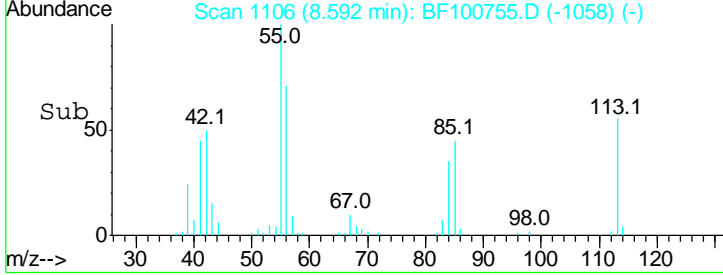
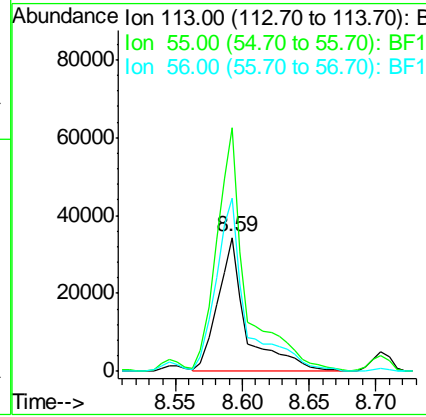
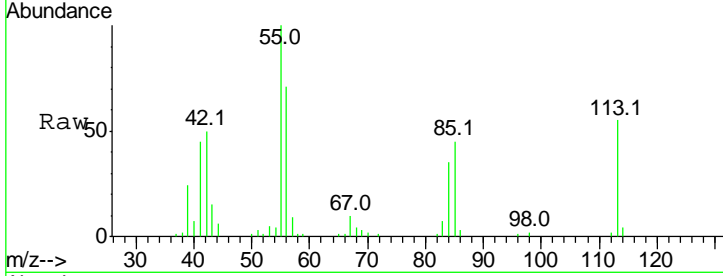




#35  
 Caprolactam  
 Concen: 31.682 ng  
 RT: 8.59 min Scan# 1106  
 Delta R.T. -0.02 min  
 Lab File: BF100755.D  
 Acq: 21 Nov 2017 2:35

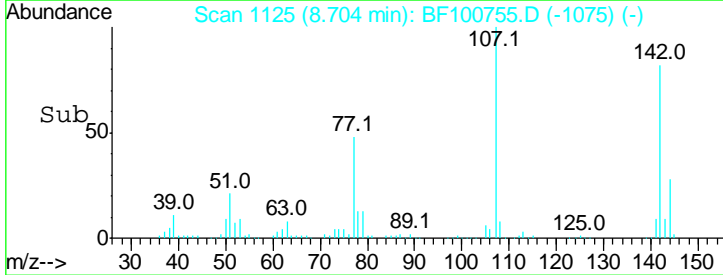
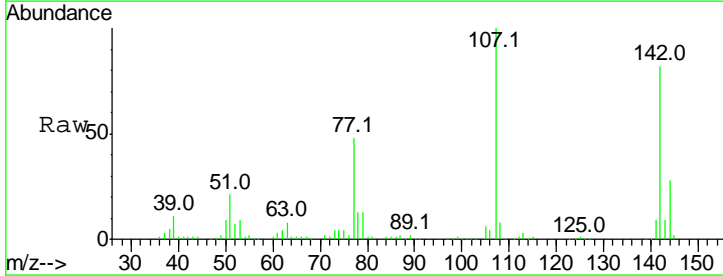
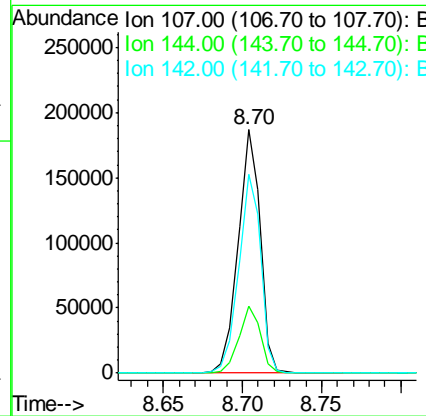
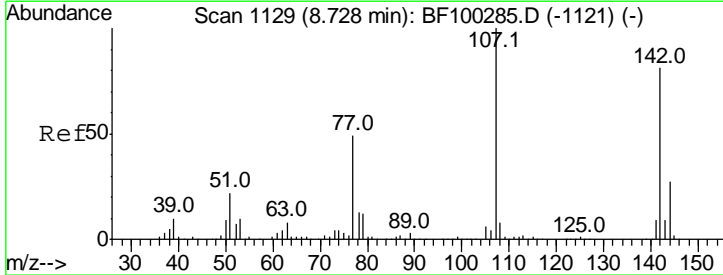
**Instrument :**  
 BNA\_F  
**ClientSampleId :**  
 RT-4252-RT-3025-RT-2342MSD

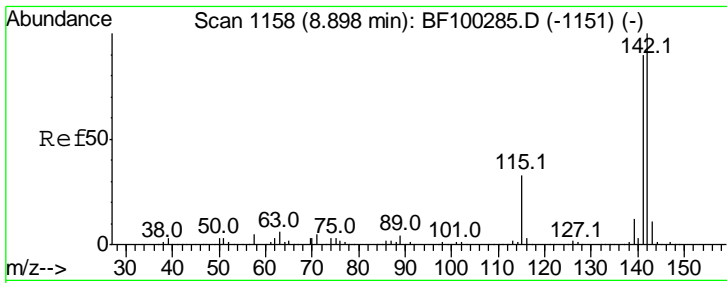
Tgt Ion	Resp	Lower	Upper
113	52024		
113	100		
55	181.9	163.3	203.3
56	129.0	115.7	155.7



#36  
 4-Chloro-3-methylphenol  
 Concen: 35.111 ng  
 RT: 8.70 min Scan# 1125  
 Delta R.T. -0.01 min  
 Lab File: BF100755.D  
 Acq: 21 Nov 2017 2:35

Tgt Ion	Resp	Lower	Upper
107	180433		
107	100		
144	27.5	20.5	30.7
142	81.8	62.0	93.0

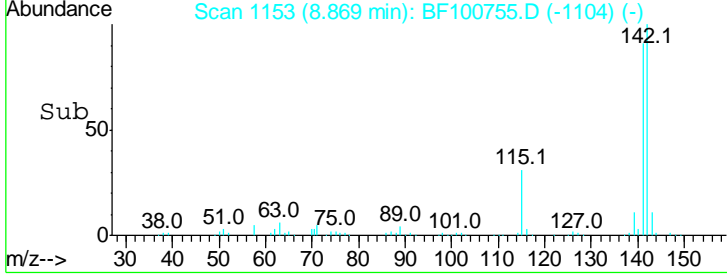
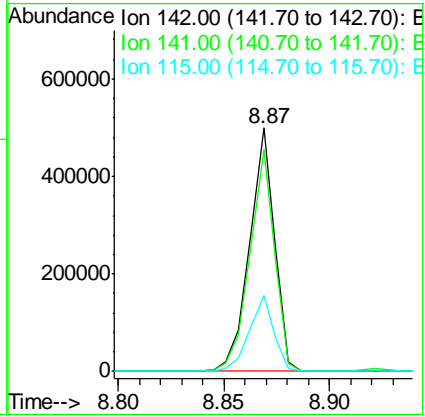
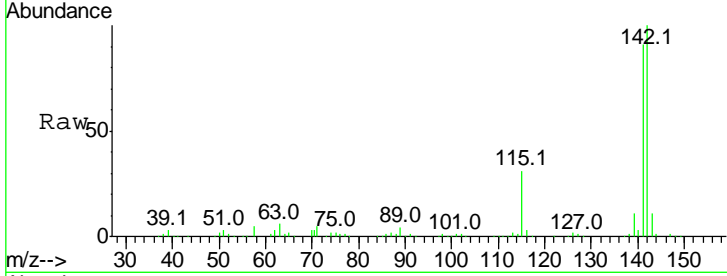




#37  
 2-Methylnaphthalene  
 Concen: 36.612 ng  
 RT: 8.87 min Scan# 1153  
 Delta R.T. -0.01 min  
 Lab File: BF100755.D  
 Acq: 21 Nov 2017 2:35

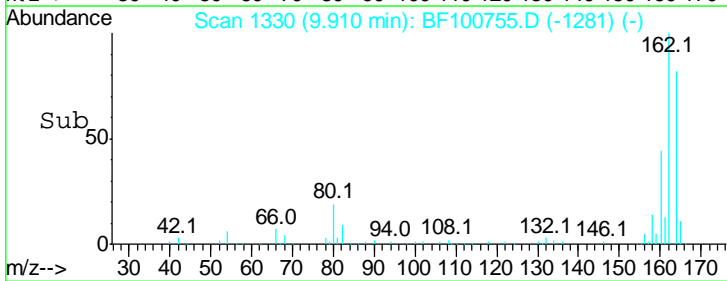
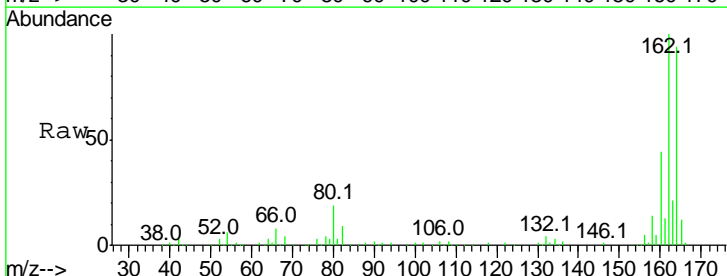
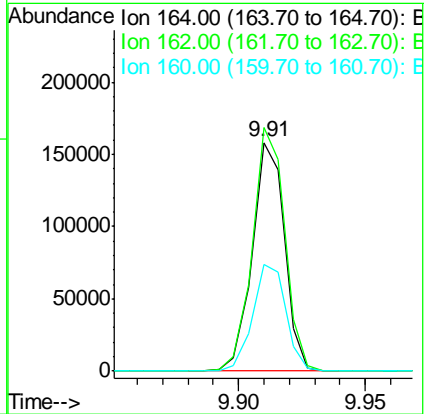
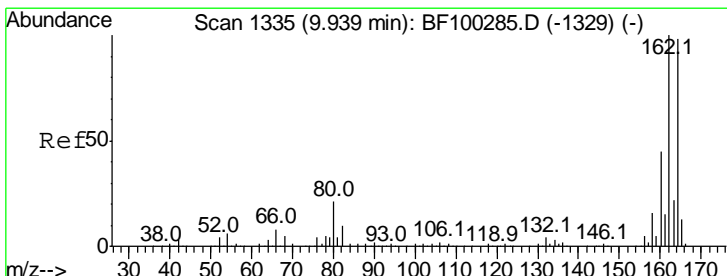
**Instrument :**  
 BNA\_F  
**ClientSampleId :**  
 RT-4252-RT-3025-RT-2342MSD

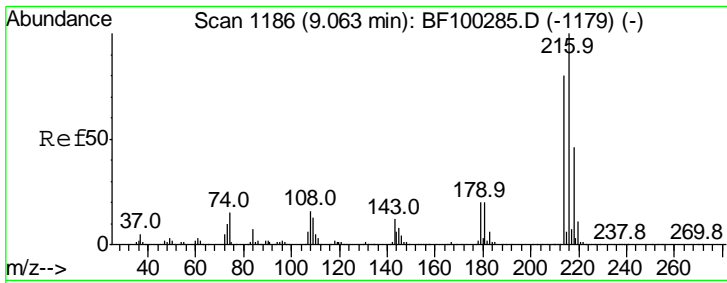
Tgt Ion	Resp	Lower	Upper
142	100		
141	91.0	70.8	106.2
115	31.0	26.1	39.1



#38  
 Acenaphthene-d10  
 Concen: 20.000 ng  
 RT: 9.91 min Scan# 1330  
 Delta R.T. -0.01 min  
 Lab File: BF100755.D  
 Acq: 21 Nov 2017 2:35

Tgt Ion	Resp	Lower	Upper
164	100		
162	106.4	86.1	129.1
160	46.6	38.3	57.5



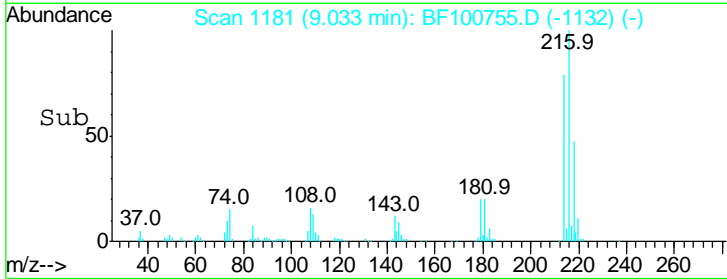
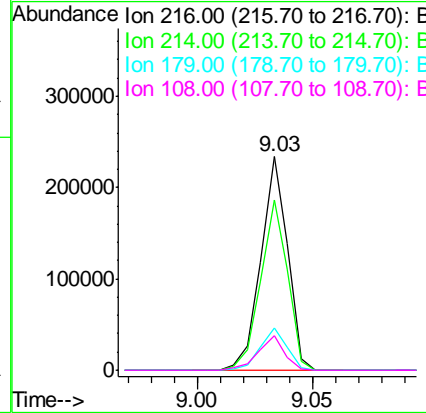
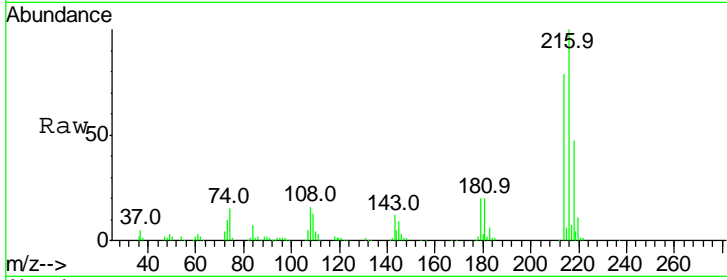


#39  
 1,2,4,5-Tetrachlorobenzene  
 Concen: 40.846 ng  
 RT: 9.03 min Scan# 1181  
 Delta R.T. -0.01 min  
 Lab File: BF100755.D  
 Acq: 21 Nov 2017 2:35

**Instrument :**  
 BNA\_F  
**ClientSampleId :**  
 RT-4252-RT-3025-RT-2342MSD

Tgt Ion: 216 Resp: 190303

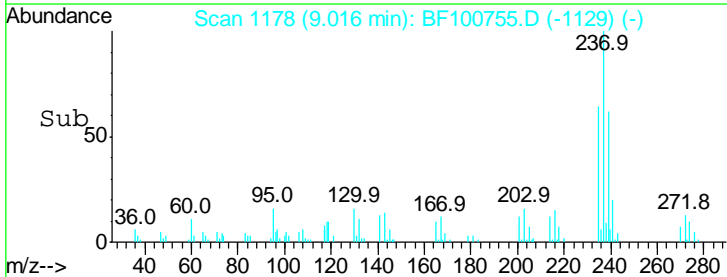
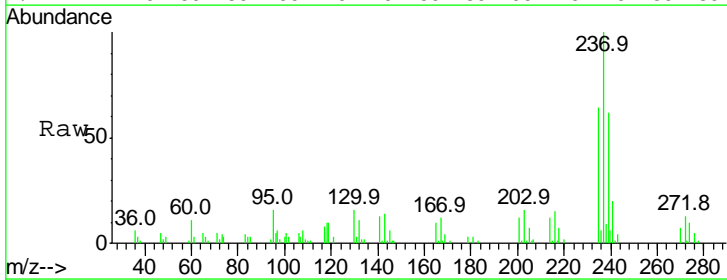
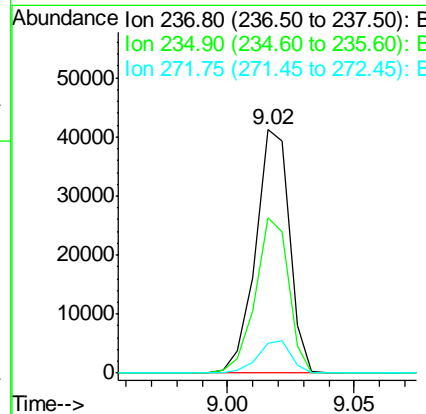
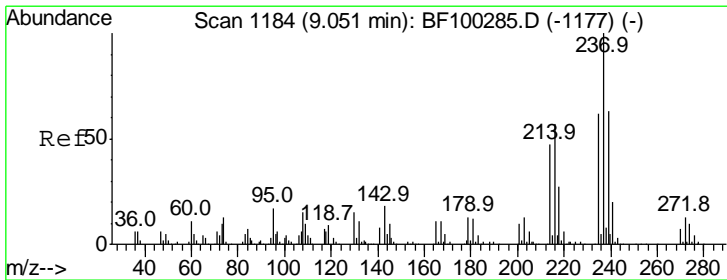
Ion	Ratio	Lower	Upper
216	100		
214	80.3	63.0	94.4
179	19.8	18.1	27.1
108	15.7	17.2	25.8#

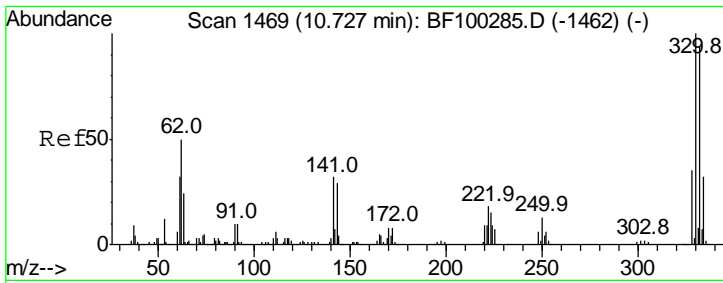


#40  
 Hexachlorocyclopentadiene  
 Concen: 17.578 ng  
 RT: 9.02 min Scan# 1178  
 Delta R.T. -0.01 min  
 Lab File: BF100755.D  
 Acq: 21 Nov 2017 2:35

Tgt Ion: 237 Resp: 38546

Ion	Ratio	Lower	Upper
237	100		
235	63.7	44.8	84.8
272	12.5	0.0	33.3

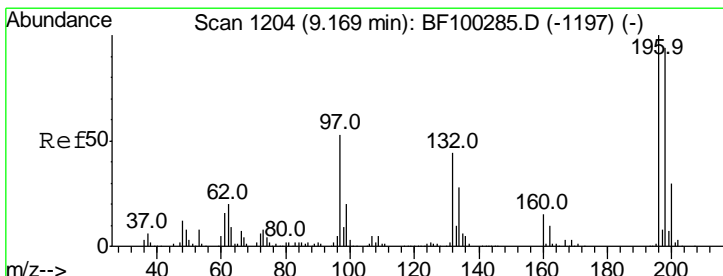
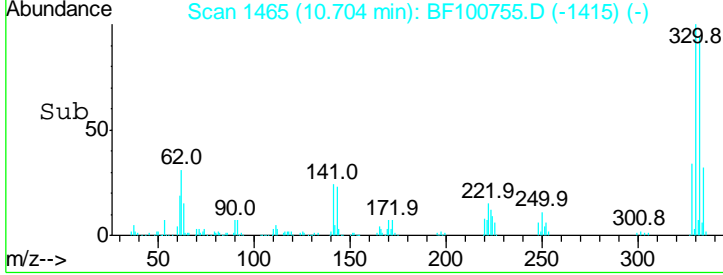
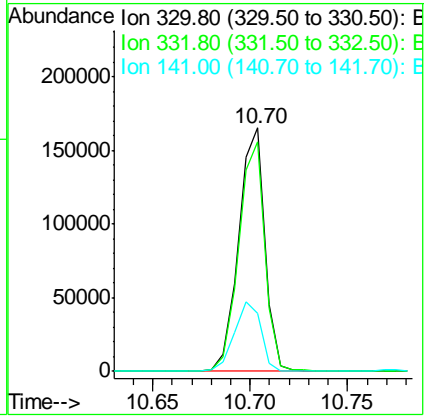
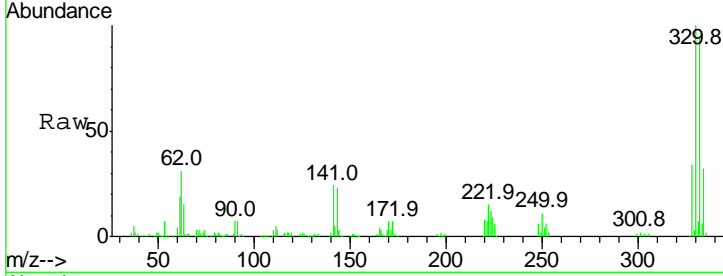




#41  
 2,4,6-Tribromophenol  
 Concen: 106.911 ng  
 RT: 10.70 min Scan# 1465  
 Delta R.T. -0.01 min  
 Lab File: BF100755.D  
 Acq: 21 Nov 2017 2:35

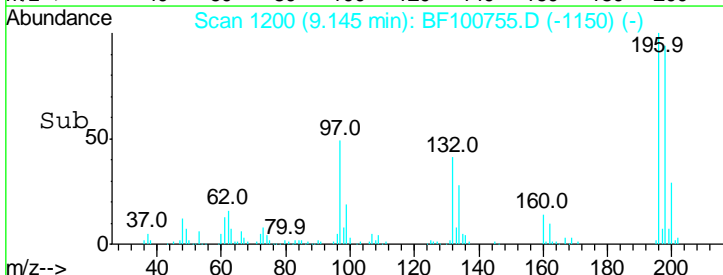
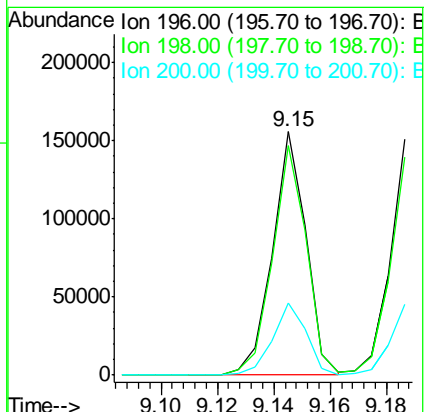
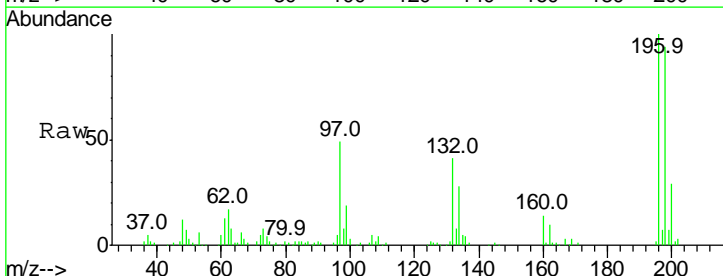
**Instrument :**  
 BNA\_F  
**ClientSampleId :**  
 RT-4252-RT-3025-RT-2342MSD

Tgt Ion	Resp	Lower	Upper
330	100		
332	94.4	77.0	115.6
141	29.1	29.9	44.9#

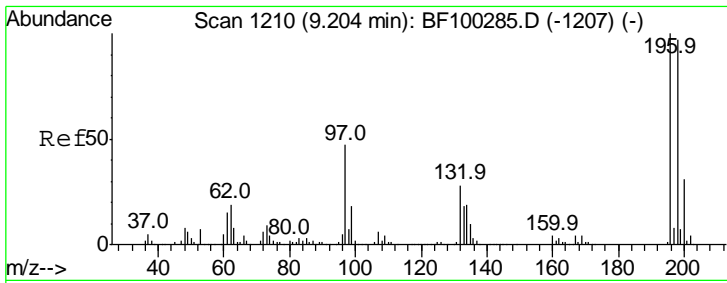


#42  
 2,4,6-Trichlorophenol  
 Concen: 43.527 ng  
 RT: 9.15 min Scan# 1200  
 Delta R.T. -0.01 min  
 Lab File: BF100755.D  
 Acq: 21 Nov 2017 2:35

Tgt Ion	Resp	Lower	Upper
196	100		
198	94.0	75.7	113.5
200	29.4	24.5	36.7



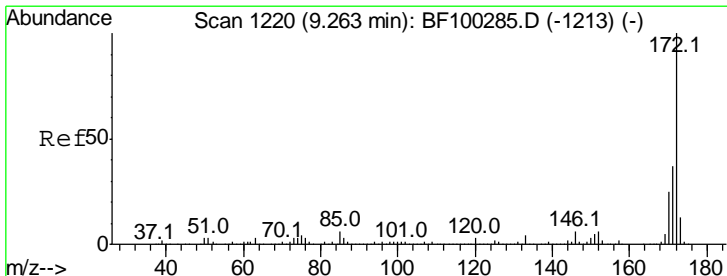
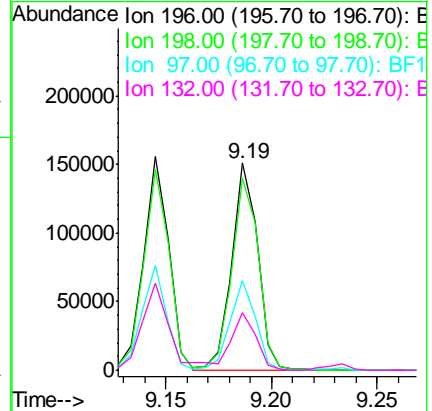
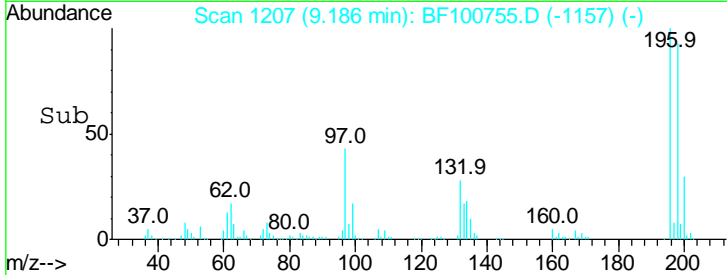
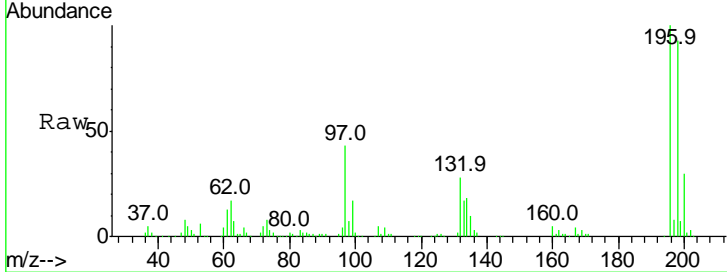




#43  
 2,4,5-Trichlorophenol  
 Concen: 41.764 ng  
 RT: 9.19 min Scan# 1207  
 Delta R.T. -0.01 min  
 Lab File: BF100755.D  
 Acq: 21 Nov 2017 2:35

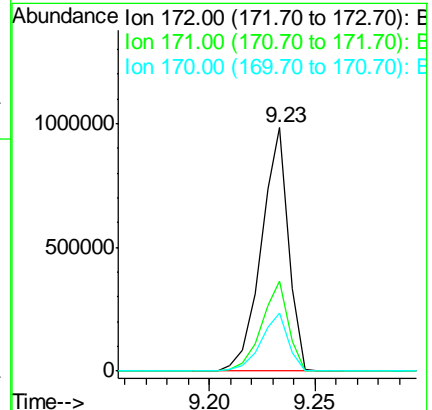
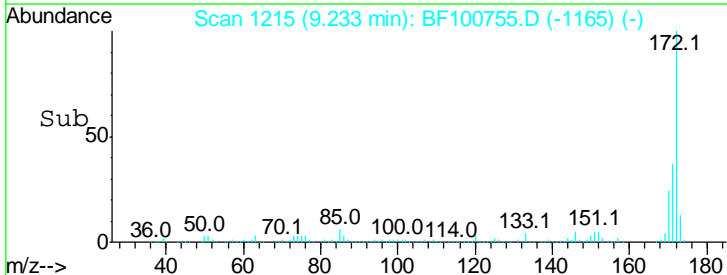
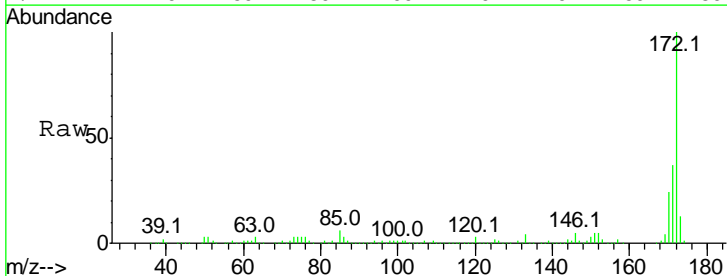
Instrument :  
 BNA\_F  
 ClientSampleId :  
 RT-4252-RT-3025-RT-2342MSD

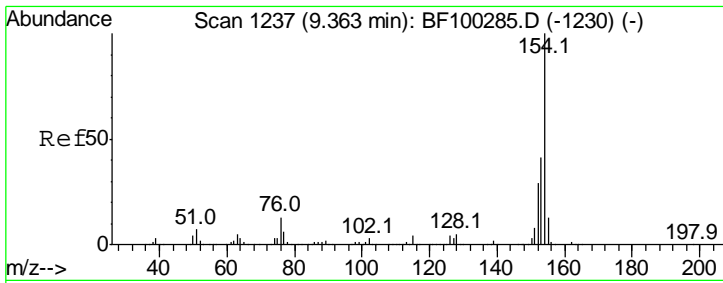
Tgt Ion	Resp	Lower	Upper
196	100		
198	92.5	74.6	112.0
97	43.0	42.9	64.3
132	28.0	26.3	39.5



#44  
 2-Fluorobiphenyl  
 Concen: 95.035 ng  
 RT: 9.23 min Scan# 1215  
 Delta R.T. -0.01 min  
 Lab File: BF100755.D  
 Acq: 21 Nov 2017 2:35

Tgt Ion	Resp	Lower	Upper
172	100		
171	36.8	29.7	44.5
170	24.0	19.6	29.4

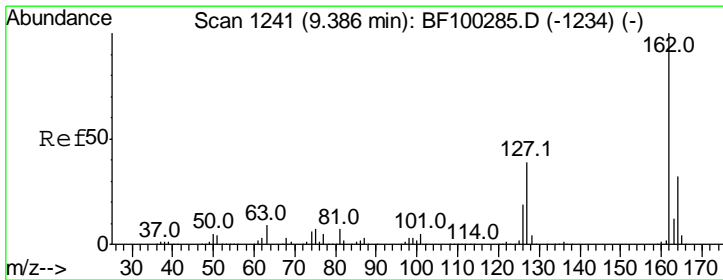
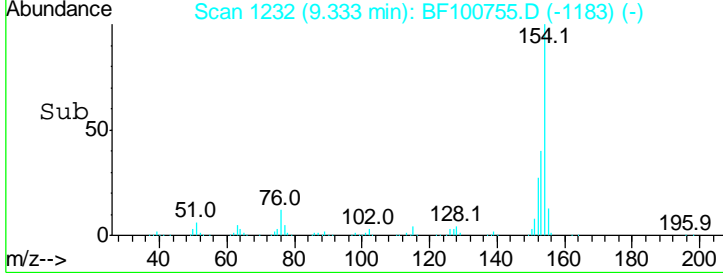
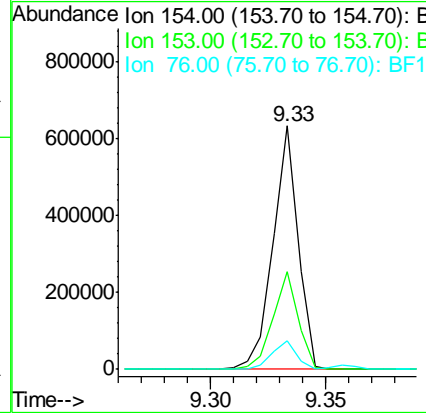
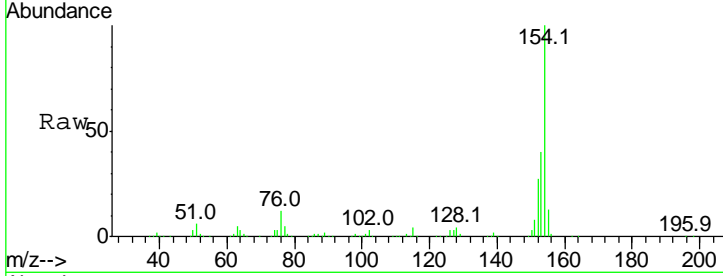




#45  
 1,1'-Biphenyl  
 Concen: 39.543 ng  
 RT: 9.33 min Scan# 1232  
 Delta R.T. -0.01 min  
 Lab File: BF100755.D  
 Acq: 21 Nov 2017 2:35

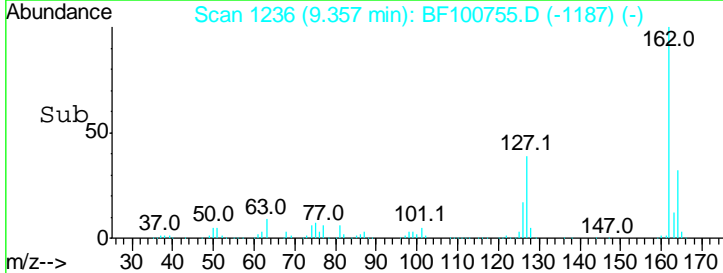
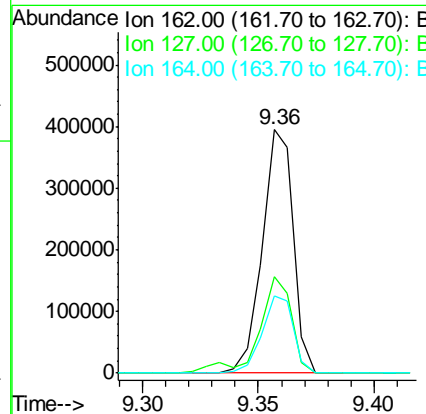
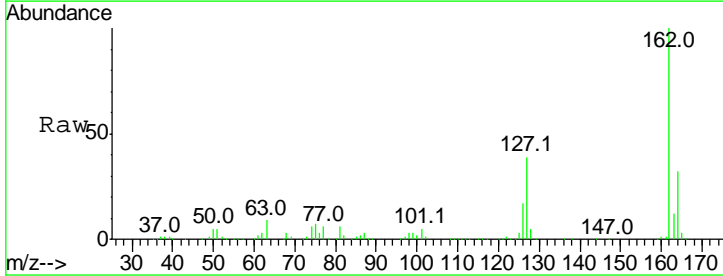
**Instrument :**  
 BNA\_F  
**ClientSampleId :**  
 RT-4252-RT-3025-RT-2342MSD

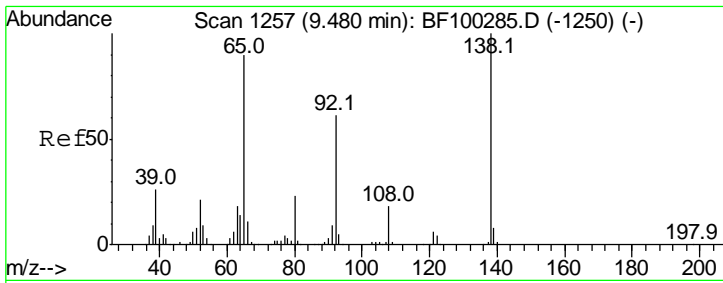
Tgt Ion	Resp	Lower	Upper
154	100		
153	40.1	21.3	61.3
76	11.7	0.0	34.0



#46  
 2-Chloronaphthalene  
 Concen: 41.900 ng  
 RT: 9.36 min Scan# 1236  
 Delta R.T. -0.01 min  
 Lab File: BF100755.D  
 Acq: 21 Nov 2017 2:35

Tgt Ion	Resp	Lower	Upper
162	100		
127	39.4	33.9	50.9
164	31.8	26.5	39.7

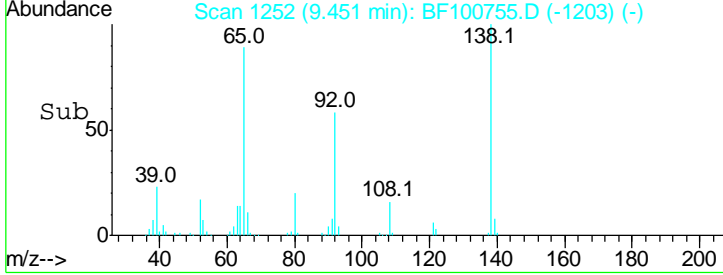
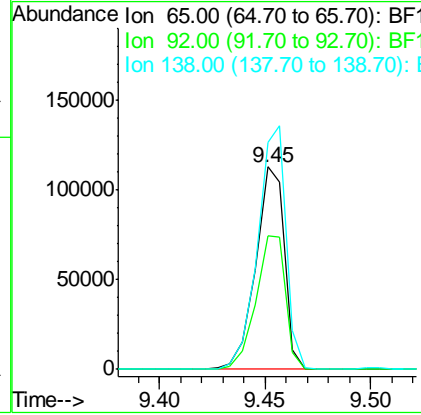
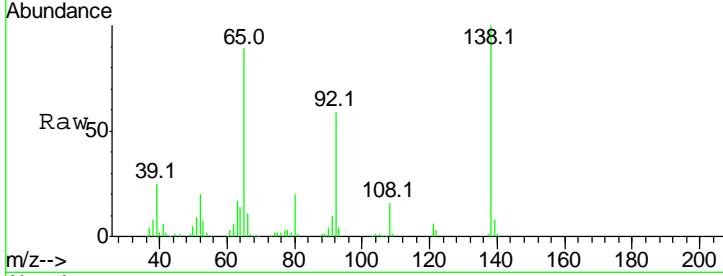




#47  
 2-Nitroaniline  
 Concen: 41.567 ng  
 RT: 9.45 min Scan# 1252  
 Delta R.T. -0.01 min  
 Lab File: BF100755.D  
 Acq: 21 Nov 2017 2:35

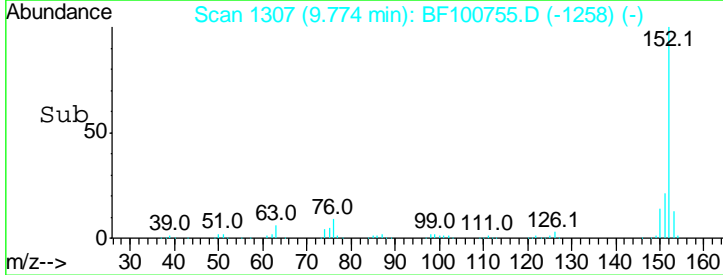
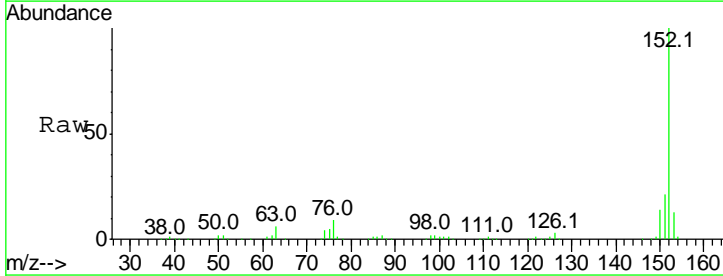
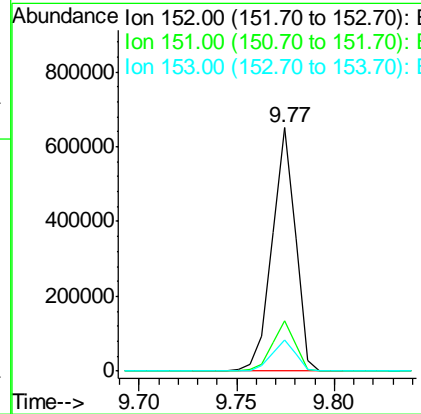
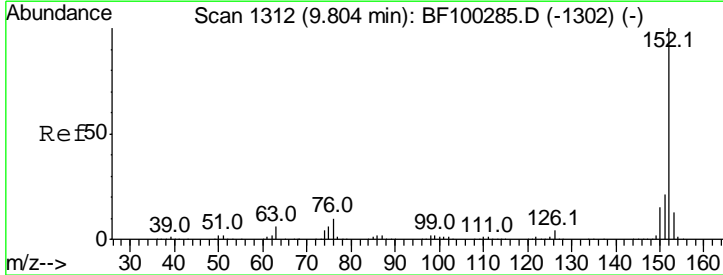
**Instrument :**  
 BNA\_F  
**ClientSampled :**  
 RT-4252-RT-3025-RT-2342MSD

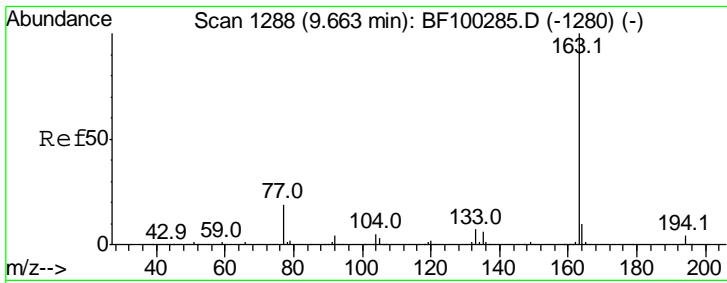
Tgt Ion	Resp	Lower	Upper
65	107231		
65	100		
92	65.8	55.8	83.6
138	112.3	91.2	136.8



#48  
 Acenaphthylene  
 Concen: 36.731 ng  
 RT: 9.77 min Scan# 1307  
 Delta R.T. -0.01 min  
 Lab File: BF100755.D  
 Acq: 21 Nov 2017 2:35

Tgt Ion	Resp	Lower	Upper
152	536558		
152	100		
151	20.6	16.3	24.5
153	12.8	10.7	16.1

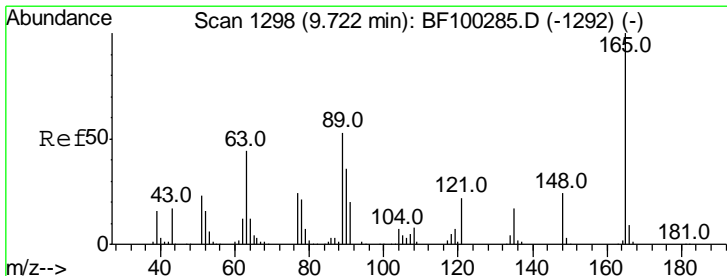
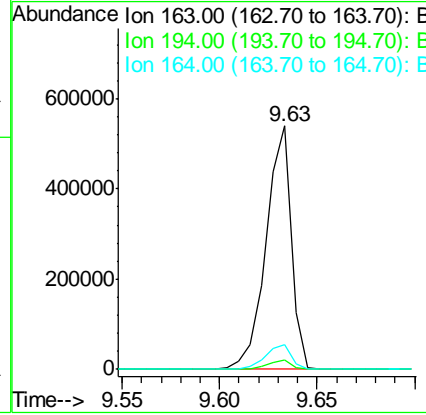
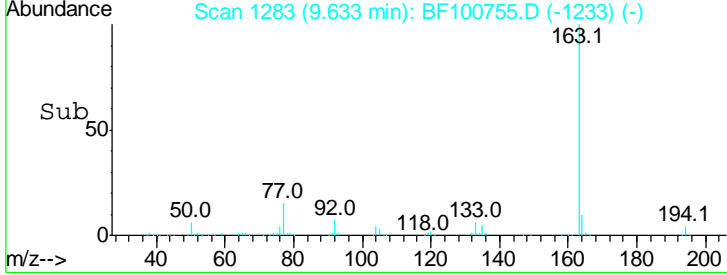
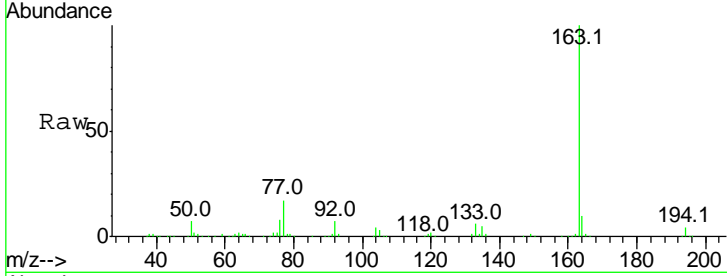




#49  
 Dimethylphthalate  
 Concen: 45.153 ng  
 RT: 9.63 min Scan# 1283  
 Delta R.T. -0.01 min  
 Lab File: BF100755.D  
 Acq: 21 Nov 2017 2:35

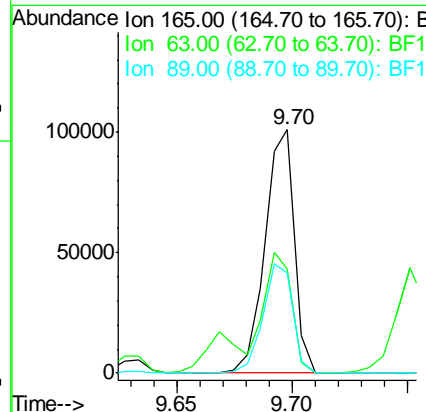
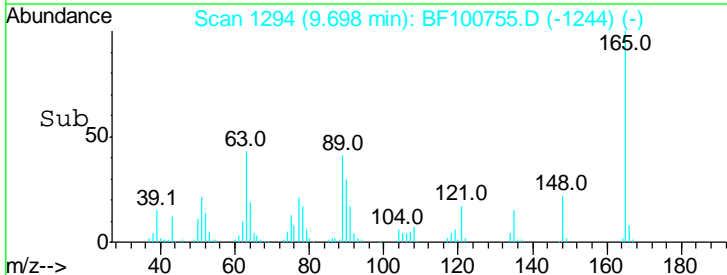
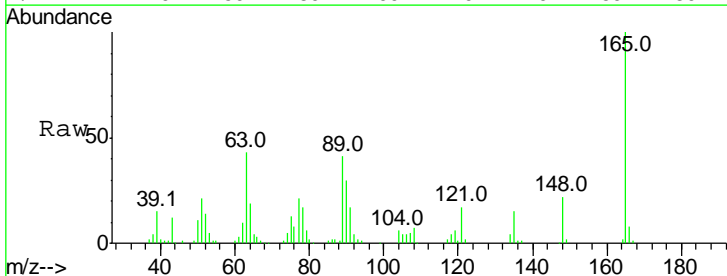
**Instrument :**  
 BNA\_F  
**ClientSampled :**  
 RT-4252-RT-3025-RT-2342MSD

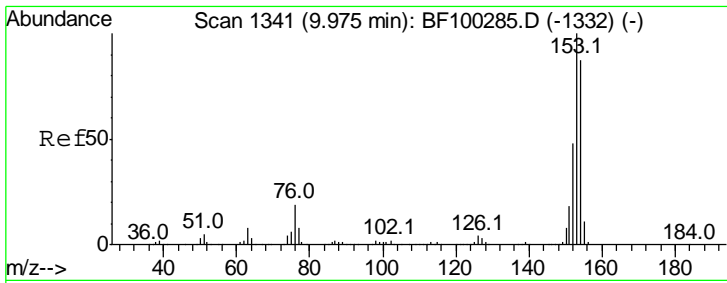
Tgt Ion	Resp	Lower	Upper
163	100		
194	4.0	2.7	4.1
164	10.2	8.2	12.2



#50  
 2,6-Dinitrotoluene  
 Concen: 42.216 ng  
 RT: 9.70 min Scan# 1294  
 Delta R.T. -0.01 min  
 Lab File: BF100755.D  
 Acq: 21 Nov 2017 2:35

Tgt Ion	Resp	Lower	Upper
165	100		
63	42.8	44.7	67.1#
89	41.3	44.0	66.0#

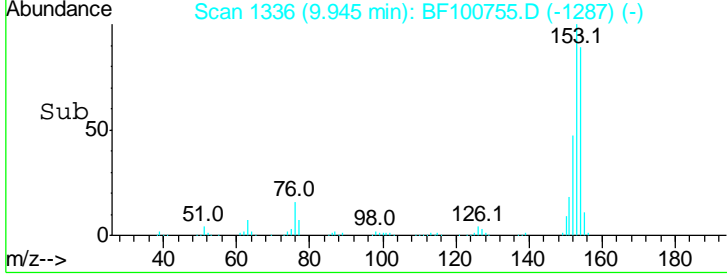
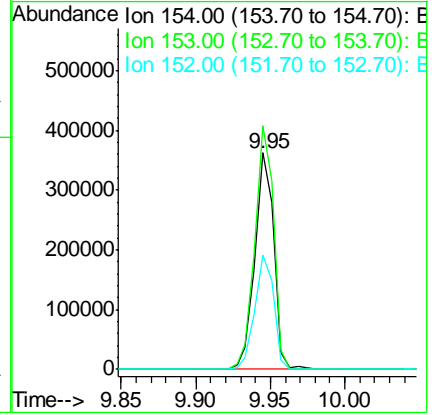
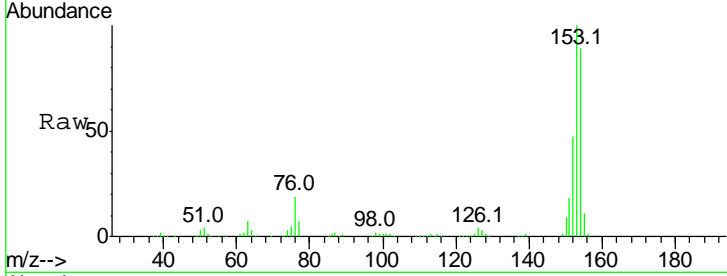




#51  
 Acenaphthene  
 Concen: 35.551 ng  
 RT: 9.95 min Scan# 1336  
 Delta R.T. -0.01 min  
 Lab File: BF100755.D  
 Acq: 21 Nov 2017 2:35

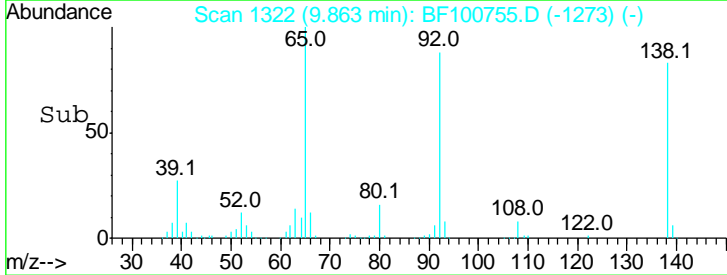
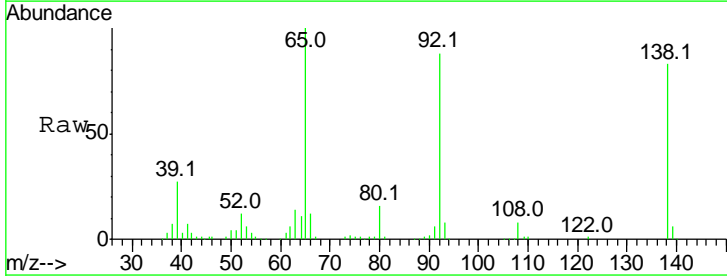
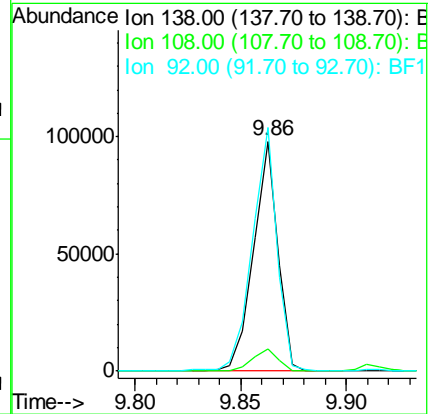
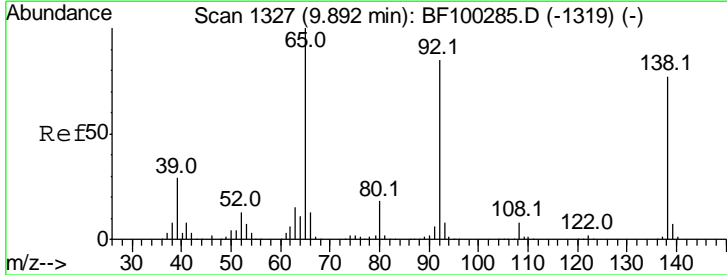
Instrument :  
 BNA\_F  
 ClientSampled :  
 RT-4252-RT-3025-RT-2342MSD

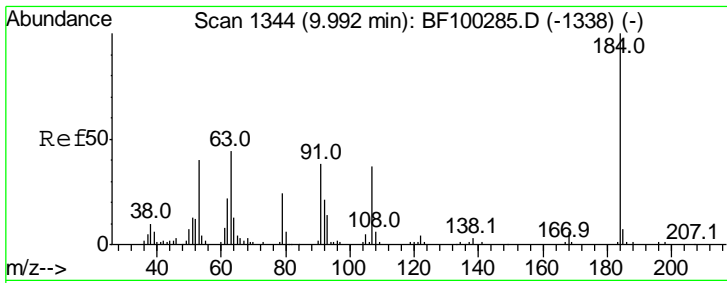
Tgt Ion	Resp	Lower	Upper
154	100		
153	112.4	91.2	136.8
152	53.0	43.8	65.8



#52  
 3-Nitroaniline  
 Concen: 31.511 ng  
 RT: 9.86 min Scan# 1322  
 Delta R.T. -0.01 min  
 Lab File: BF100755.D  
 Acq: 21 Nov 2017 2:35

Tgt Ion	Resp	Lower	Upper
138	100		
108	9.7	9.4	14.0
92	106.1	89.4	134.2

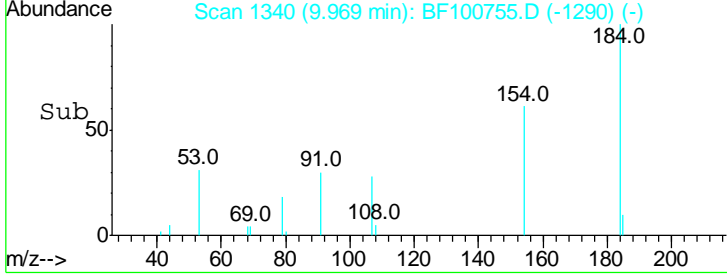
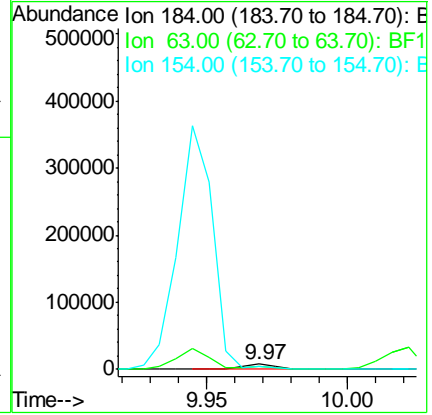
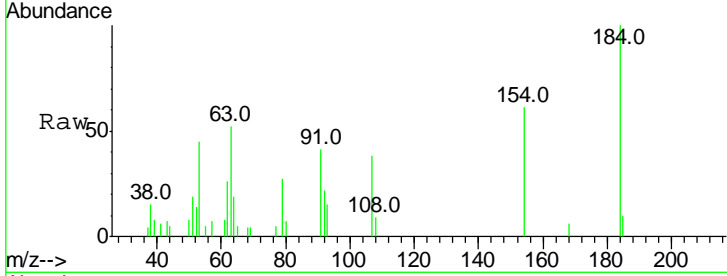




#53  
 2,4-Dinitrophenol  
 Concen: 16.885 ng  
 RT: 9.97 min Scan# 1340  
 Delta R.T. -0.01 min  
 Lab File: BF100755.D  
 Acq: 21 Nov 2017 2:35

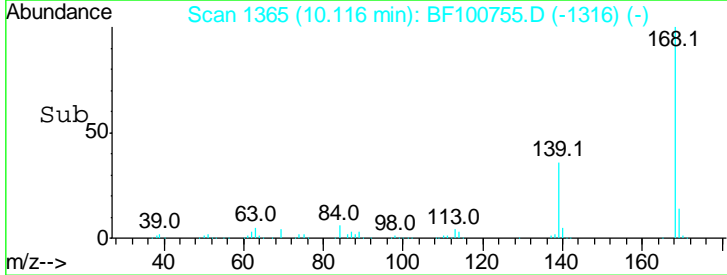
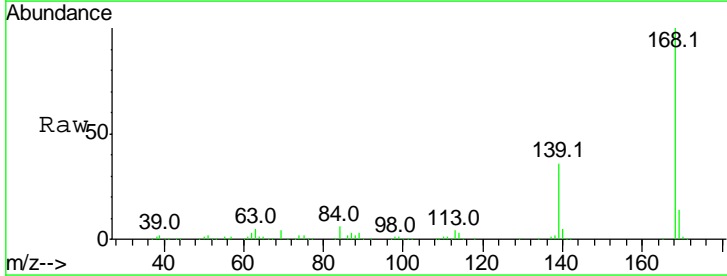
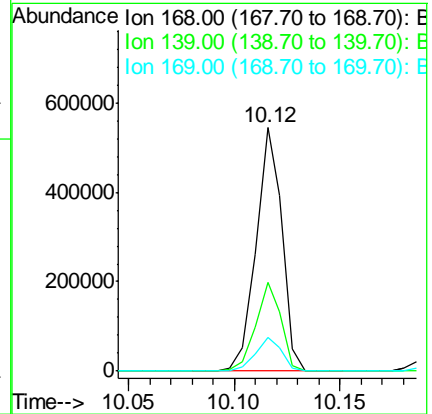
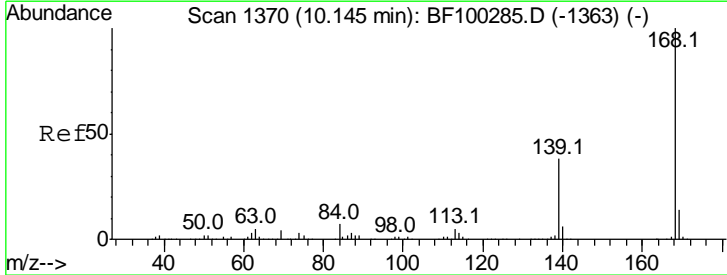
**Instrument :**  
 BNA\_F  
**ClientSampleId :**  
 RT-4252-RT-3025-RT-2342MSD

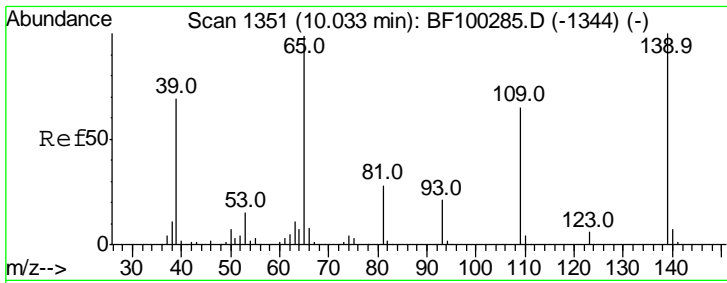
Tgt Ion	Resp	Lower	Upper
184	100		
63	52.2	54.2	81.2#
154	61.2	184.0	276.0#



#54  
 Dibenzofuran  
 Concen: 37.220 ng  
 RT: 10.12 min Scan# 1365  
 Delta R.T. -0.01 min  
 Lab File: BF100755.D  
 Acq: 21 Nov 2017 2:35

Tgt Ion	Resp	Lower	Upper
168	100		
139	36.3	30.1	45.1
169	13.7	10.9	16.3

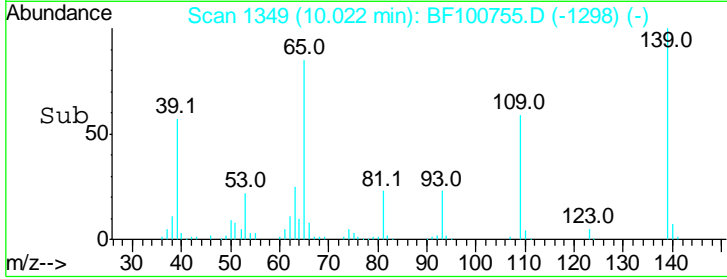
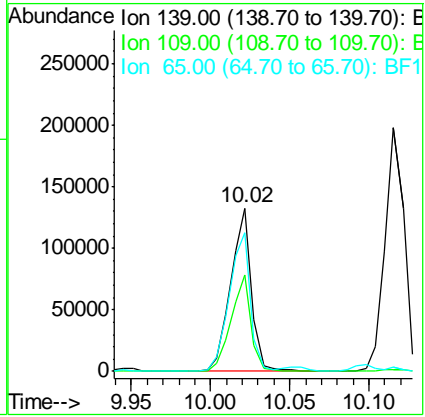
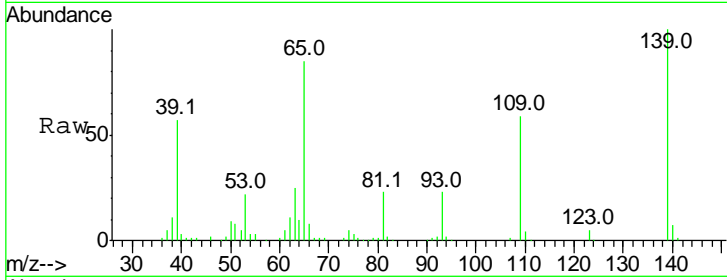




#55  
 4-Nitrophenol  
 Concen: 59.393 ng  
 RT: 10.02 min Scan# 1349  
 Delta R.T. -0.00 min  
 Lab File: BF100755.D  
 Acq: 21 Nov 2017 2:35

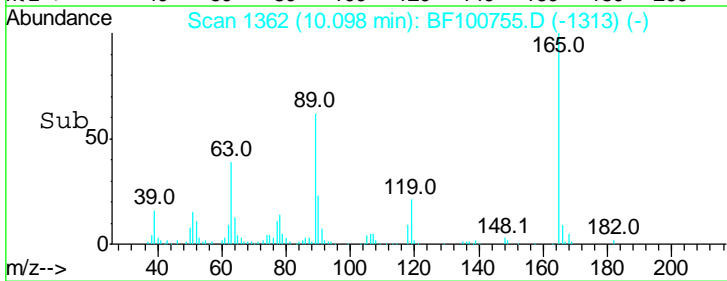
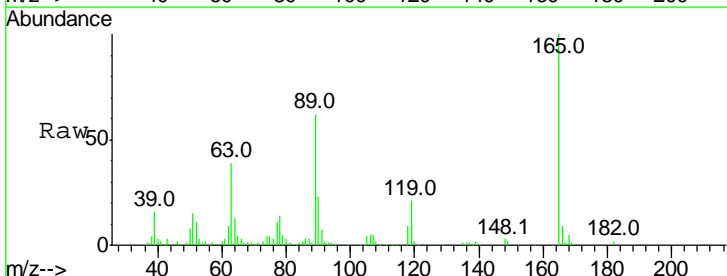
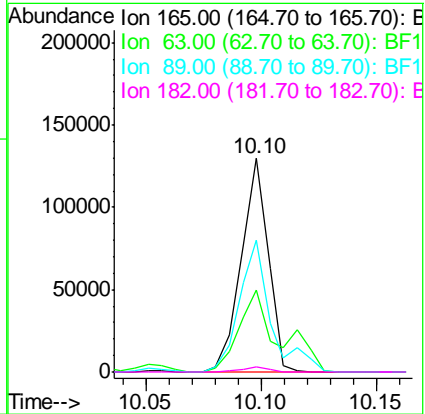
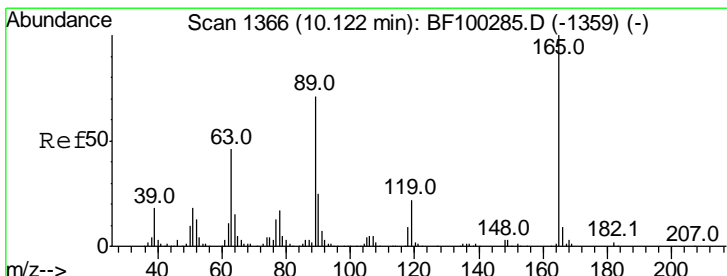
**Instrument :**  
 BNA\_F  
**ClientSampleId :**  
 RT-4252-RT-3025-RT-2342MSD

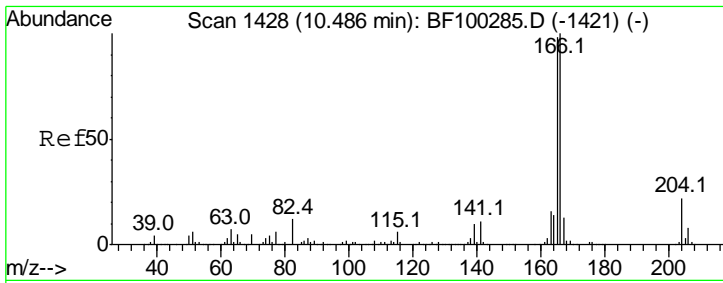
Tgt Ion	Resp	Lower	Upper
139	100		
109	58.7	48.4	88.4
65	84.7	72.6	112.6



#56  
 2,4-Dinitrotoluene  
 Concen: 39.684 ng  
 RT: 10.10 min Scan# 1362  
 Delta R.T. -0.01 min  
 Lab File: BF100755.D  
 Acq: 21 Nov 2017 2:35

Tgt Ion	Resp	Lower	Upper
165	100		
63	38.6	36.4	54.6
89	61.6	57.8	86.6
182	2.5	1.6	2.4#

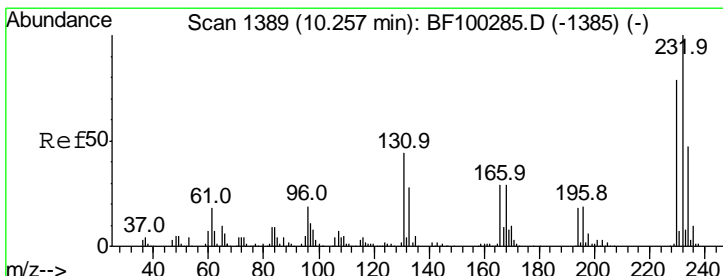
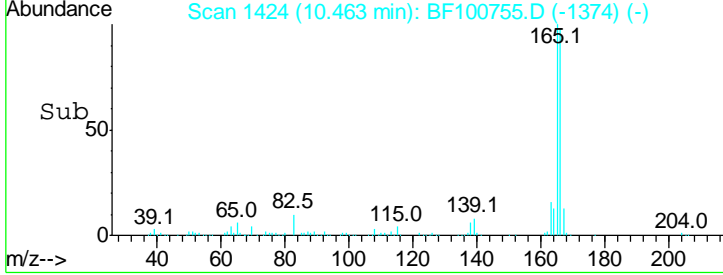
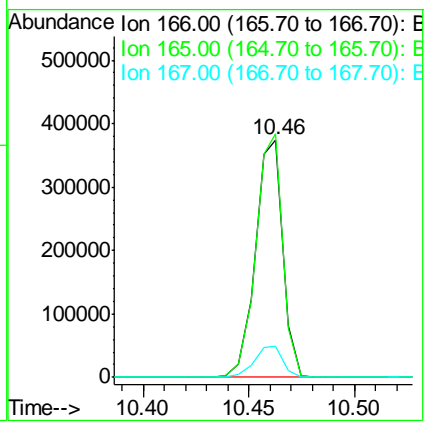
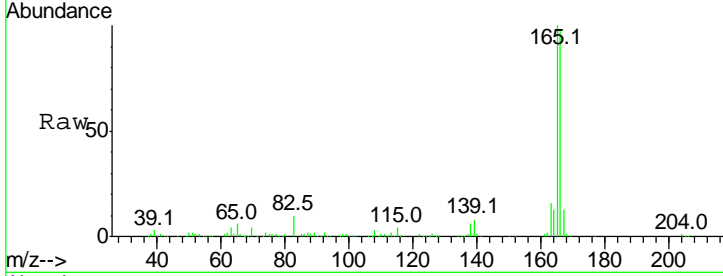




#57  
 Fluorene  
 Concen: 36.993 ng  
 RT: 10.46 min Scan# 1424  
 Delta R.T. -0.01 min  
 Lab File: BF100755.D  
 Acq: 21 Nov 2017 2:35

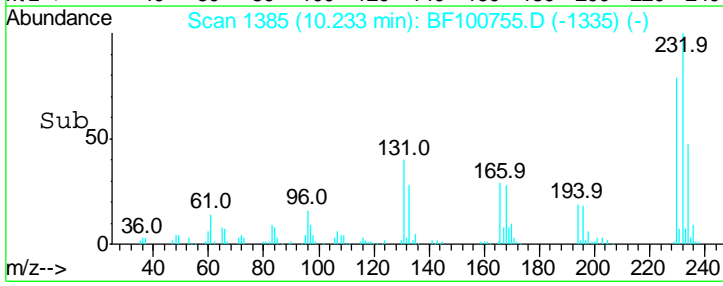
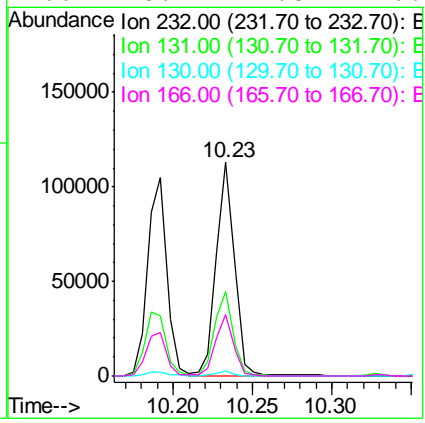
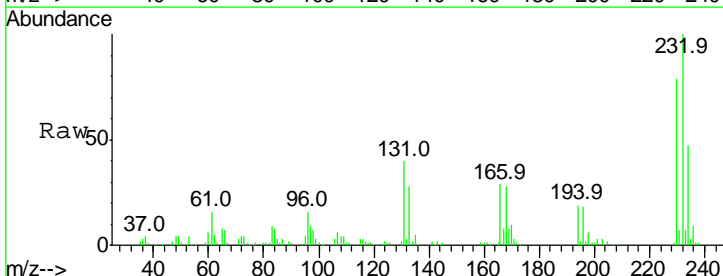
**Instrument :**  
 BNA\_F  
**ClientSampled :**  
 RT-4252-RT-3025-RT-2342MSD

Tgt Ion	Resp	Lower	Upper
166	100		
165	102.5	79.8	119.8
167	13.2	10.6	16.0

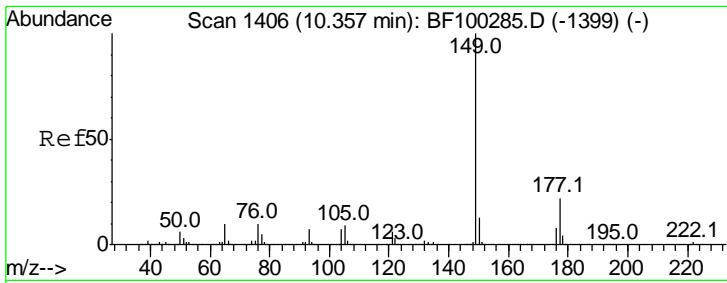


#58  
 2,3,4,6-Tetrachlorophenol  
 Concen: 36.295 ng  
 RT: 10.23 min Scan# 1385  
 Delta R.T. -0.01 min  
 Lab File: BF100755.D  
 Acq: 21 Nov 2017 2:35

Tgt Ion	Resp	Lower	Upper
232	100		
131	40.2	43.8	65.8#
130	2.0	2.1	3.1#
166	28.1	27.8	41.6



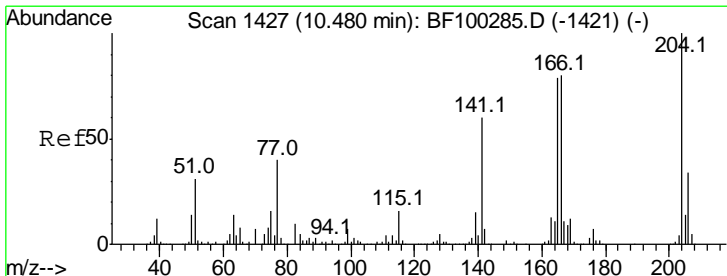
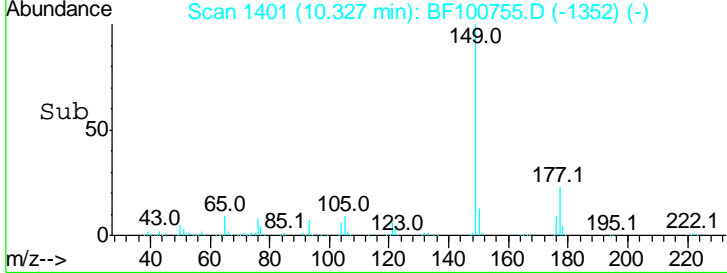
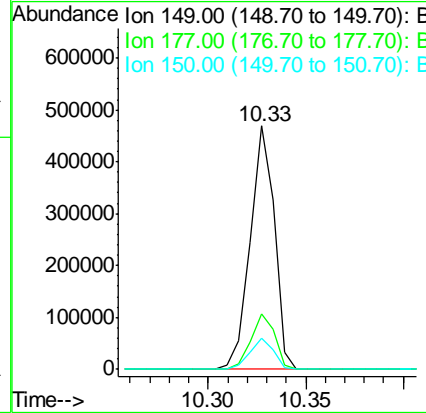
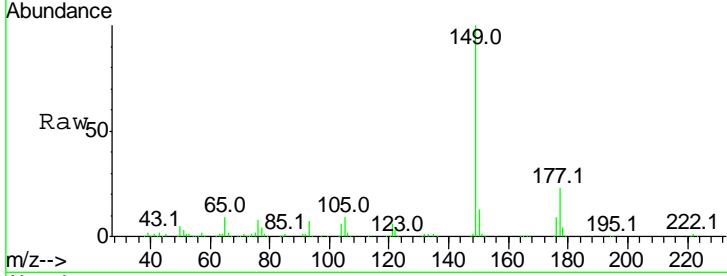




#59  
 Diethylphthalate  
 Concen: 37.491 ng  
 RT: 10.33 min Scan# 1401  
 Delta R.T. -0.01 min  
 Lab File: BF100755.D  
 Acq: 21 Nov 2017 2:35

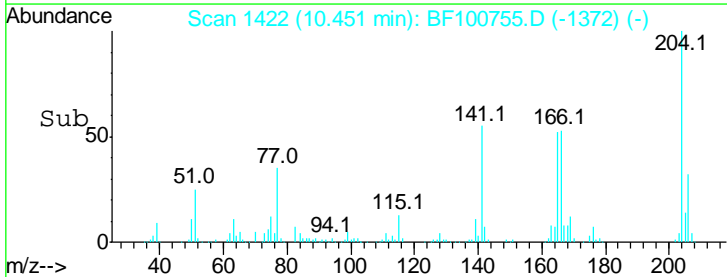
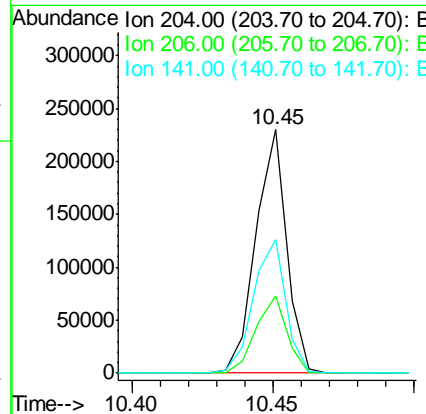
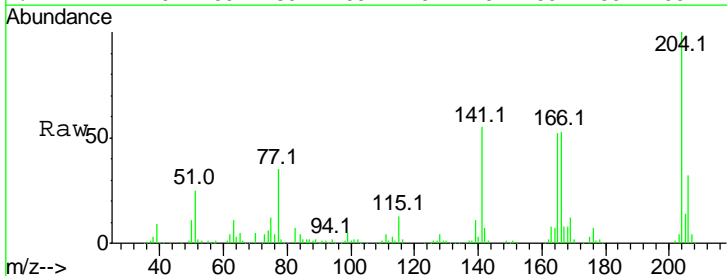
**Instrument :**  
 BNA\_F  
**ClientSampled :**  
 RT-4252-RT-3025-RT-2342MSD

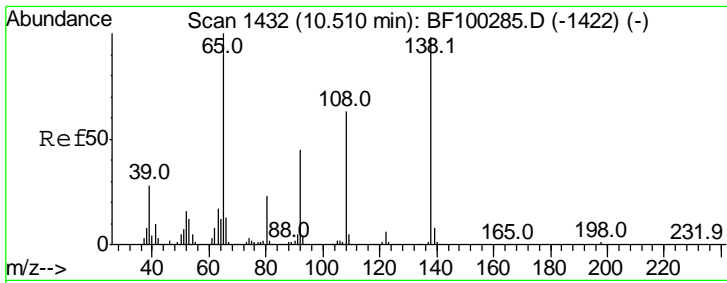
Tgt Ion	Resp	Lower	Upper
149	402412		
177	22.6	16.1	24.1
150	12.6	10.1	15.1



#60  
 4-Chlorophenyl-phenylether  
 Concen: 38.898 ng  
 RT: 10.45 min Scan# 1422  
 Delta R.T. -0.01 min  
 Lab File: BF100755.D  
 Acq: 21 Nov 2017 2:35

Tgt Ion	Resp	Lower	Upper
204	174061		
206	31.9	26.5	39.7
141	54.9	54.6	81.8

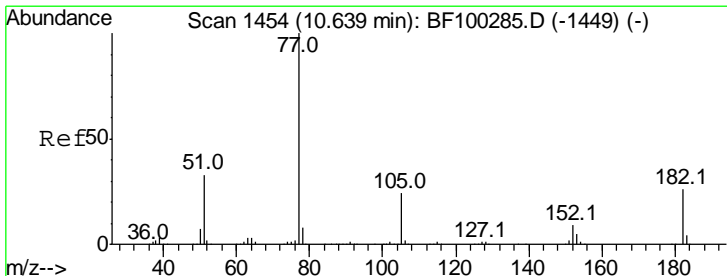
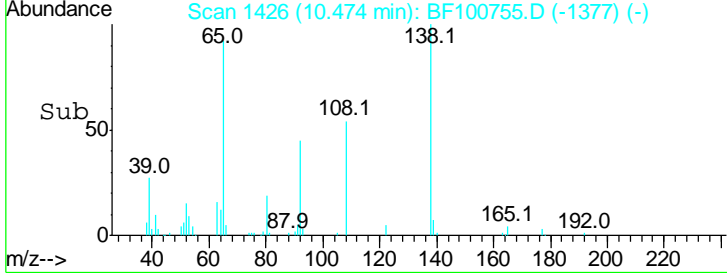
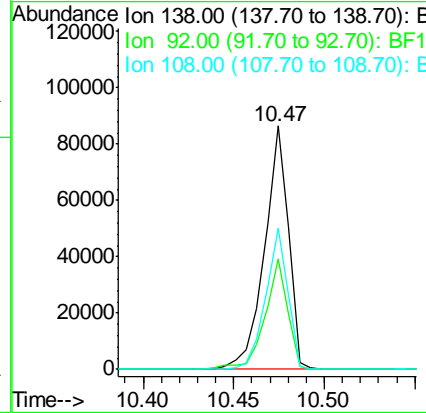
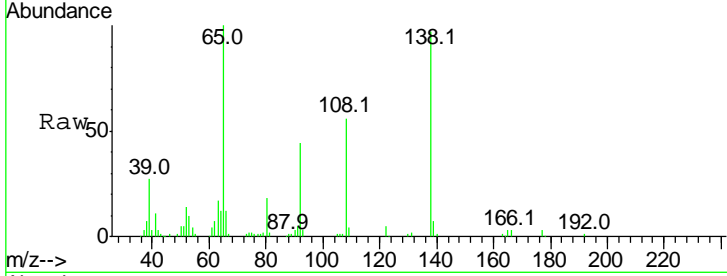




#61  
 4-Nitroaniline  
 Concen: 33.531 ng  
 RT: 10.47 min Scan# 1426  
 Delta R.T. -0.01 min  
 Lab File: BF100755.D  
 Acq: 21 Nov 2017 2:35

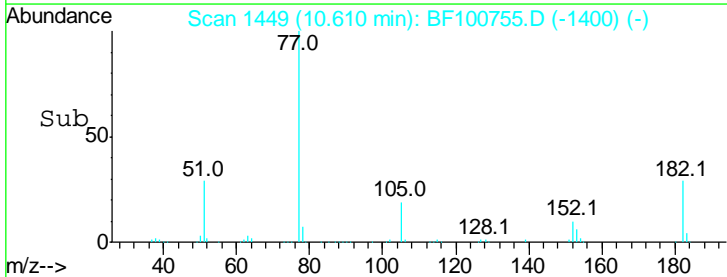
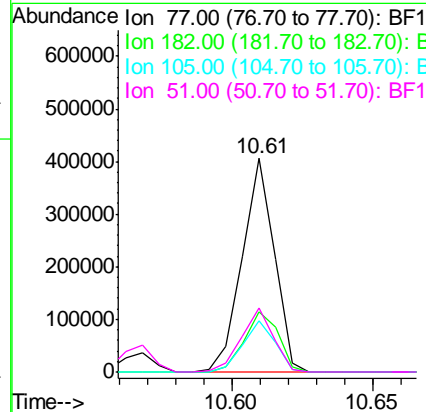
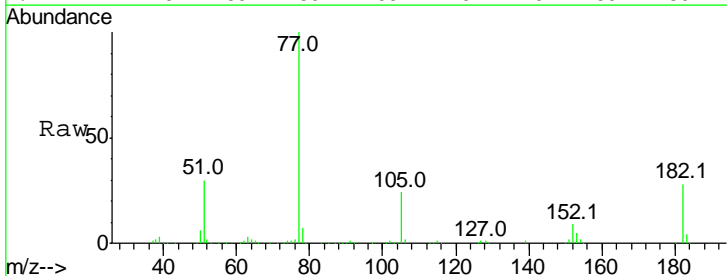
**Instrument :**  
 BNA\_F  
**ClientSampleId :**  
 RT-4252-RT-3025-RT-2342MSD

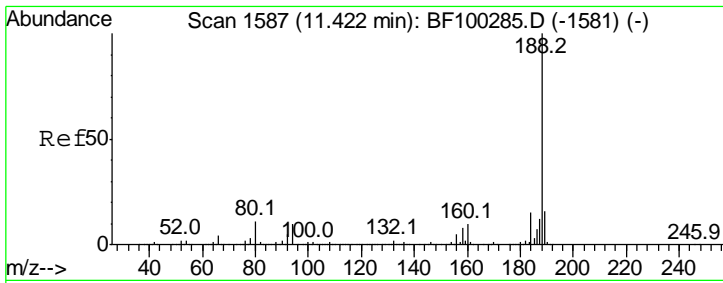
Tgt Ion	Resp	Lower	Upper
138	100		
92	45.4	30.2	70.2
108	58.2	52.5	92.5



#62  
 Azobenzene  
 Concen: 31.854 ng  
 RT: 10.61 min Scan# 1449  
 Delta R.T. -0.01 min  
 Lab File: BF100755.D  
 Acq: 21 Nov 2017 2:35

Tgt Ion	Resp	Lower	Upper
77	100		
182	28.0	1.7	41.7
105	24.0	3.0	43.0
51	29.9	9.9	49.9

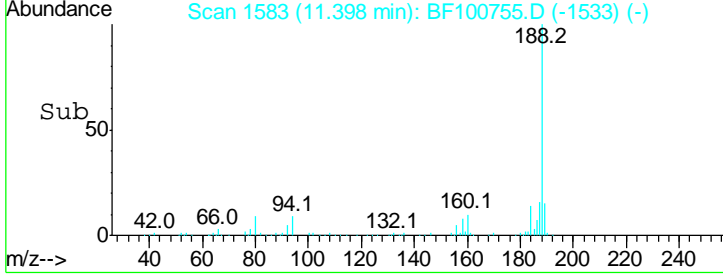
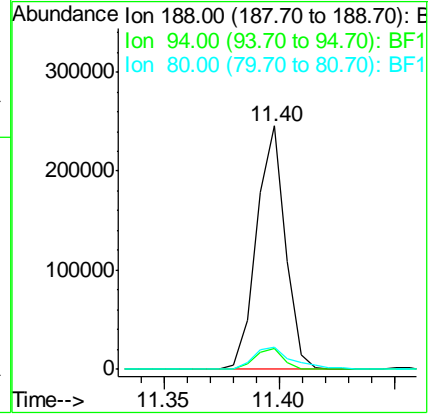
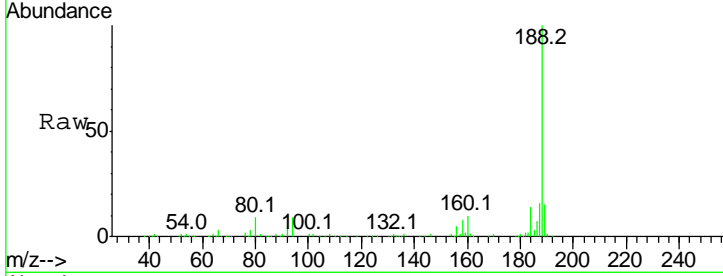




#63  
 Phenanthrene-d10  
 Concen: 20.000 ng  
 RT: 11.40 min Scan# 1583  
 Delta R.T. -0.01 min  
 Lab File: BF100755.D  
 Acq: 21 Nov 2017 2:35

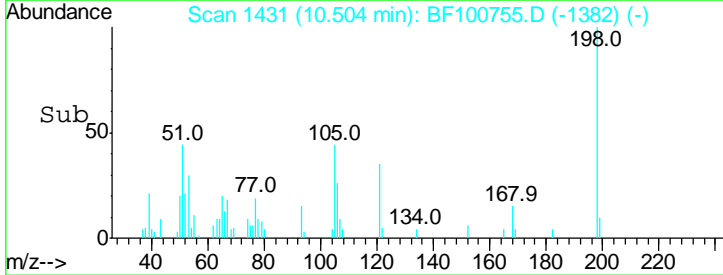
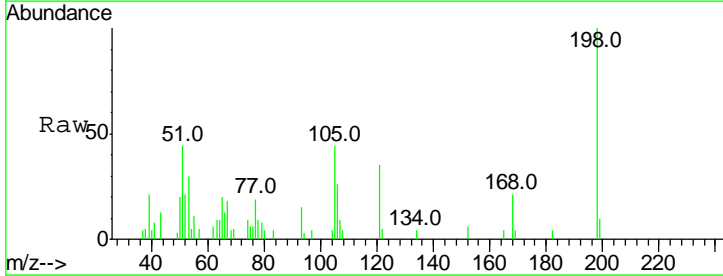
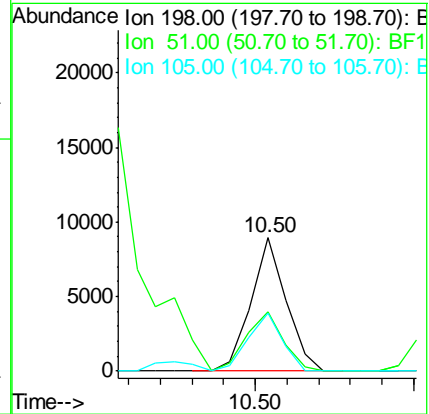
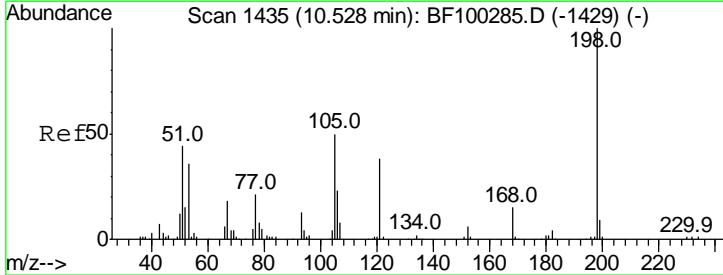
**Instrument :**  
 BNA\_F  
**ClientSampled :**  
 RT-4252-RT-3025-RT-2342MSD

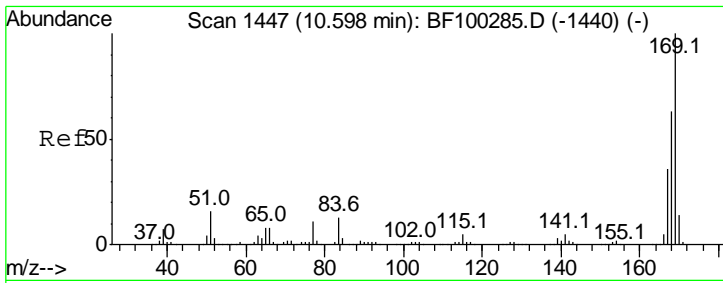
Tgt Ion	Resp	Lower	Upper
188	100		
94	8.8	8.5	12.7
80	9.1	9.2	13.8#



#64  
 4,6-Dinitro-2-methylphenol  
 Concen: 13.825 ng  
 RT: 10.50 min Scan# 1431  
 Delta R.T. -0.01 min  
 Lab File: BF100755.D  
 Acq: 21 Nov 2017 2:35

Tgt Ion	Resp	Lower	Upper
198	100		
51	44.2	37.7	77.7
105	43.7	36.3	76.3

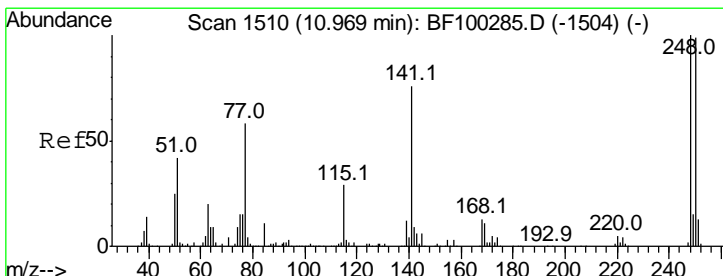
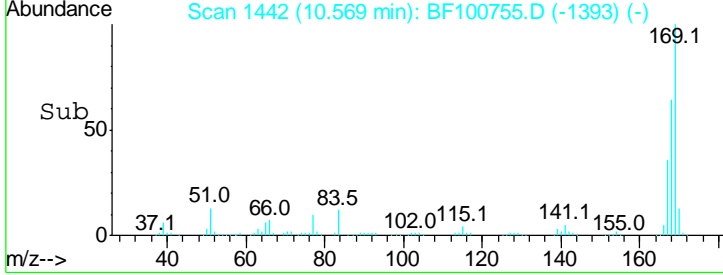
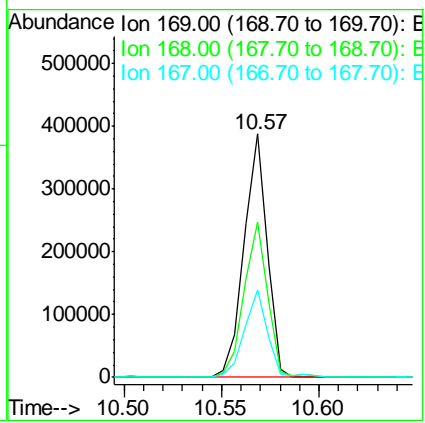
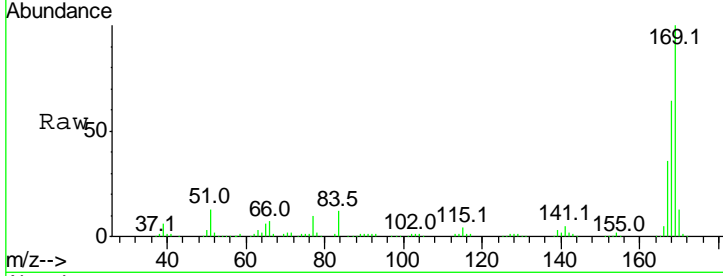




#65  
 n-Nitrosodiphenylamine  
 Concen: 43.104 ng  
 RT: 10.57 min Scan# 1442  
 Delta R.T. -0.01 min  
 Lab File: BF100755.D  
 Acq: 21 Nov 2017 2:35

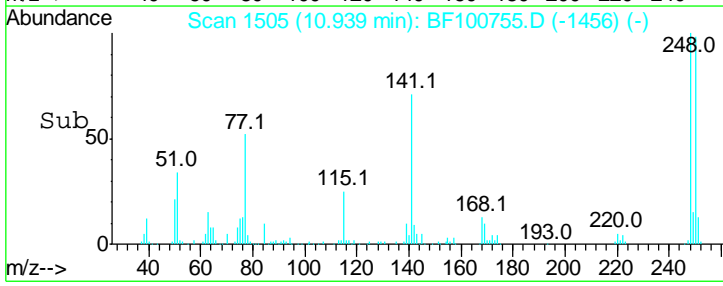
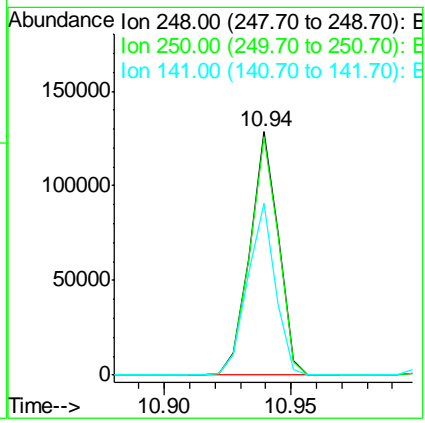
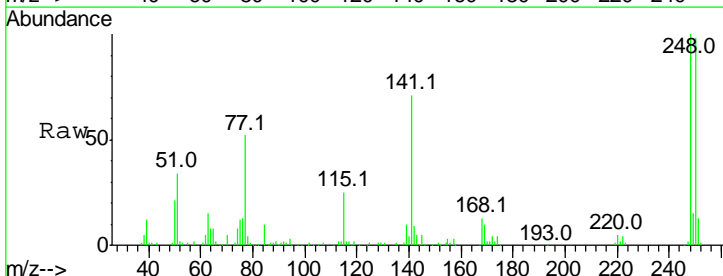
**Instrument :**  
 BNA\_F  
**ClientSampleId :**  
 RT-4252-RT-3025-RT-2342MSD

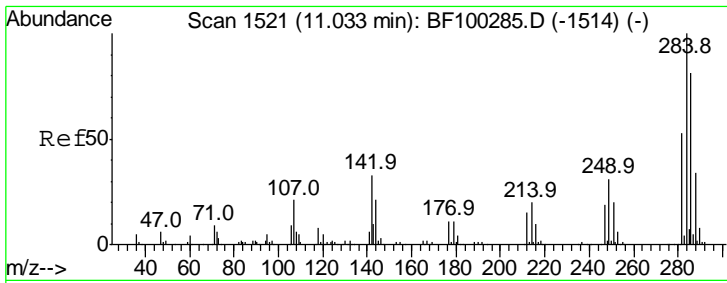
Tgt Ion	Resp	Lower	Upper
169	100		
168	63.8	54.4	81.6
167	36.0	29.8	44.6



#66  
 4-Bromophenyl-phenylether  
 Concen: 44.197 ng  
 RT: 10.94 min Scan# 1505  
 Delta R.T. -0.01 min  
 Lab File: BF100755.D  
 Acq: 21 Nov 2017 2:35

Tgt Ion	Resp	Lower	Upper
248	100		
250	97.9	76.9	115.3
141	70.9	74.4	111.6#

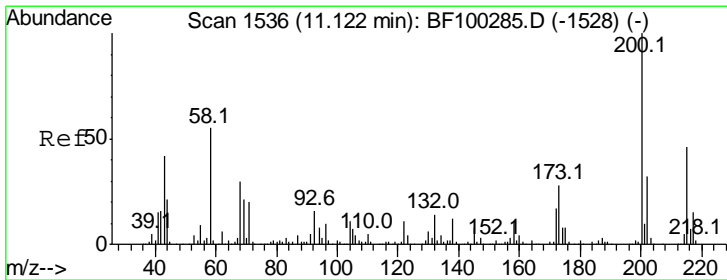
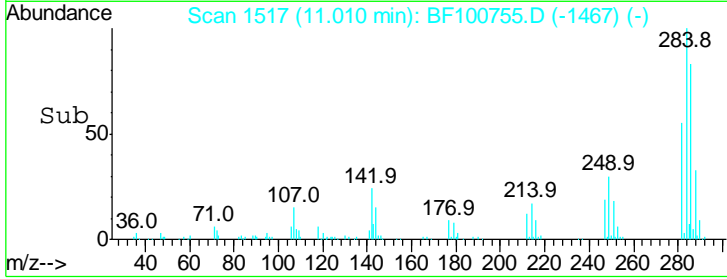
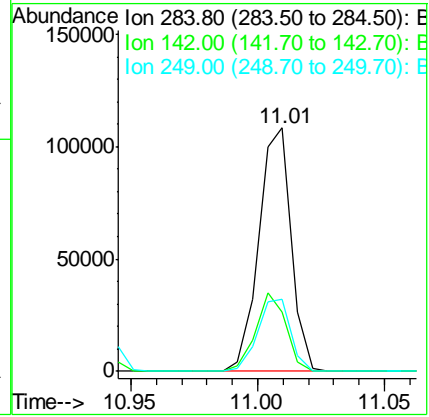
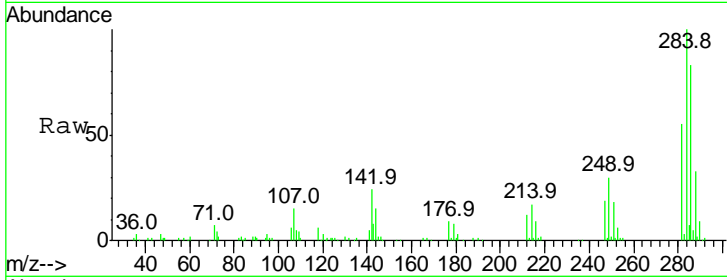




#67  
 Hexachlorobenzene  
 Concen: 40.295 ng  
 RT: 11.01 min Scan# 1517  
 Delta R.T. -0.01 min  
 Lab File: BF100755.D  
 Acq: 21 Nov 2017 2:35

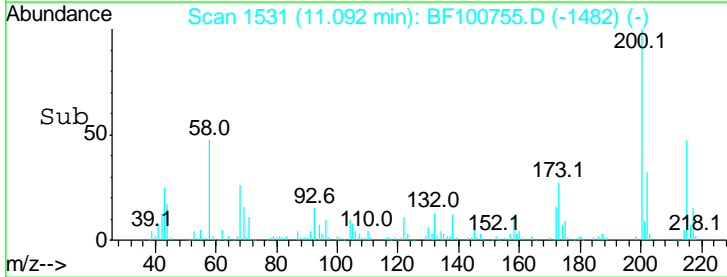
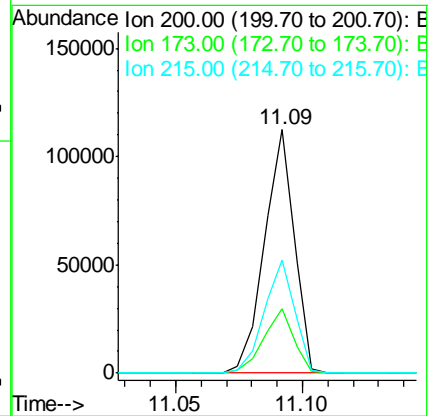
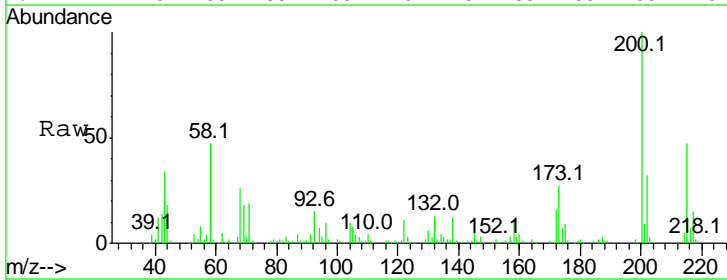
**Instrument :**  
 BNA\_F  
**ClientSampleId :**  
 RT-4252-RT-3025-RT-2342MSD

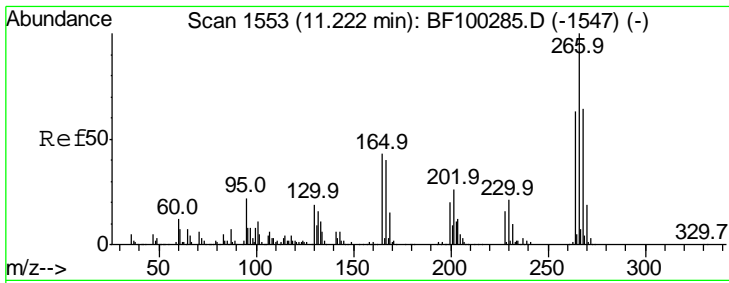
Tgt Ion	Resp	Lower	Upper
284	100		
142	24.5	34.6	52.0#
249	29.7	24.8	37.2



#68  
 Atrazine  
 Concen: 41.364 ng  
 RT: 11.09 min Scan# 1531  
 Delta R.T. -0.01 min  
 Lab File: BF100755.D  
 Acq: 21 Nov 2017 2:35

Tgt Ion	Resp	Lower	Upper
200	100		
173	26.5	8.6	48.6
215	46.6	25.1	65.1

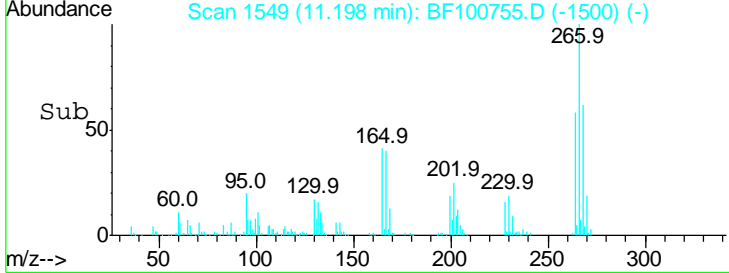
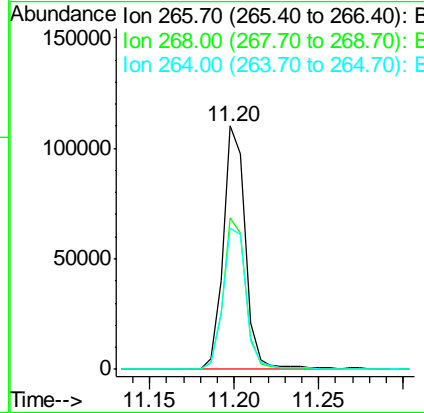
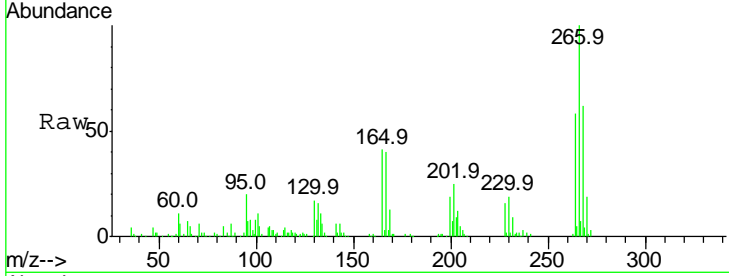




#69  
 Pentachlorophenol  
 Concen: 58.901 ng  
 RT: 11.20 min Scan# 1549  
 Delta R.T. -0.01 min  
 Lab File: BF100755.D  
 Acq: 21 Nov 2017 2:35

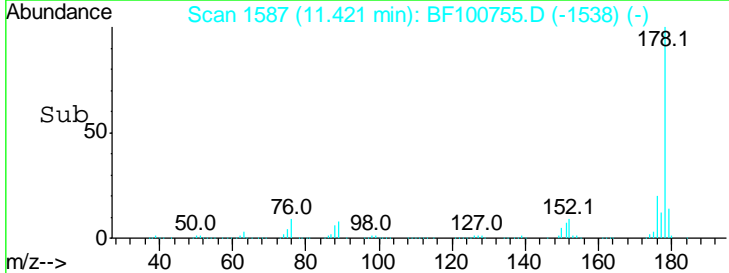
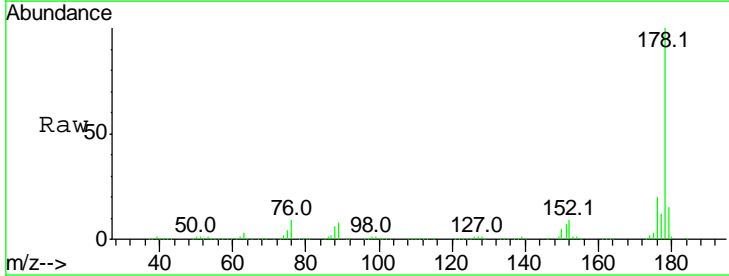
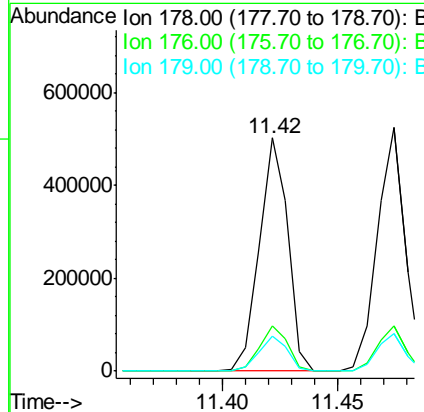
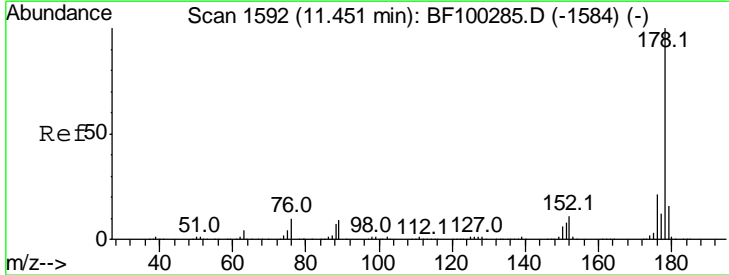
**Instrument :**  
 BNA\_F  
**ClientSampleId :**  
 RT-4252-RT-3025-RT-2342MSD

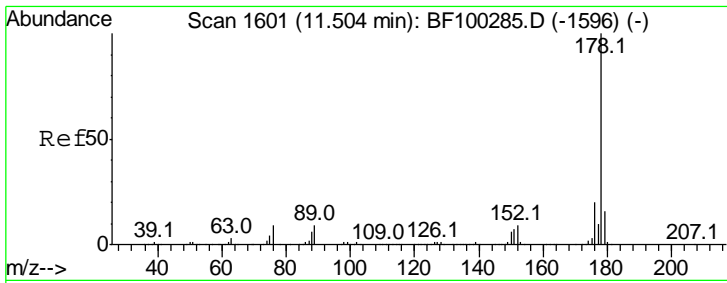
Tgt Ion	Resp	Lower	Upper
266	100		
268	61.9	51.1	76.7
264	58.2	49.5	74.3



#70  
 Phenanthrene  
 Concen: 38.485 ng  
 RT: 11.42 min Scan# 1587  
 Delta R.T. -0.01 min  
 Lab File: BF100755.D  
 Acq: 21 Nov 2017 2:35

Tgt Ion	Resp	Lower	Upper
178	100		
176	19.5	15.8	23.8
179	15.1	13.0	19.6

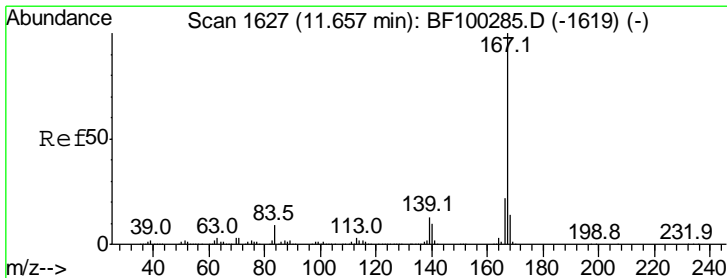
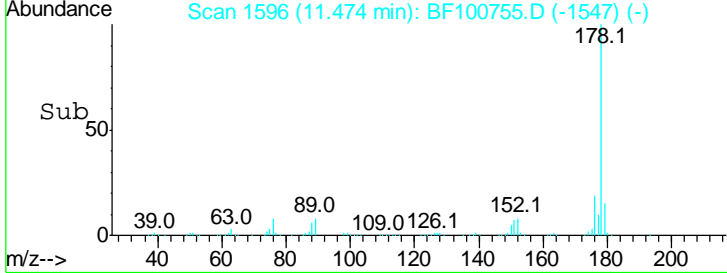
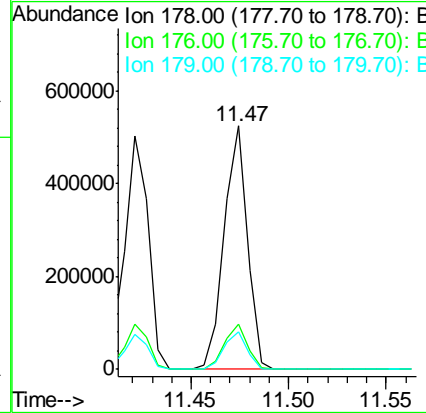
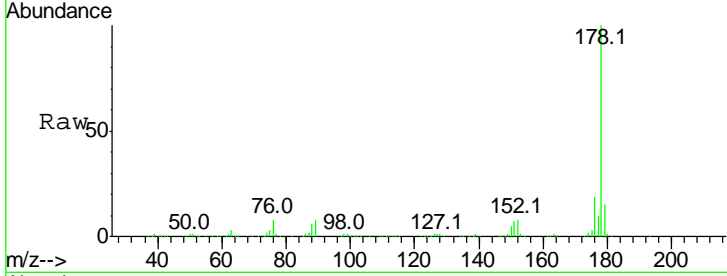




#71  
 Anthracene  
 Concen: 38.059 ng  
 RT: 11.47 min Scan# 1596  
 Delta R.T. -0.01 min  
 Lab File: BF100755.D  
 Acq: 21 Nov 2017 2:35

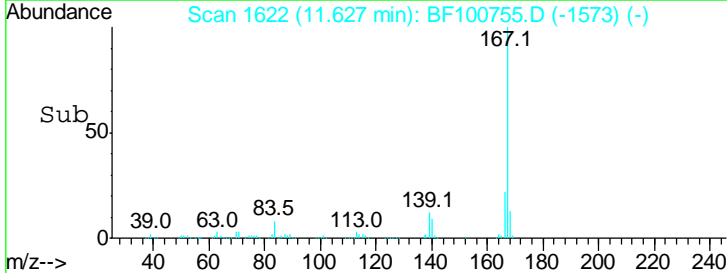
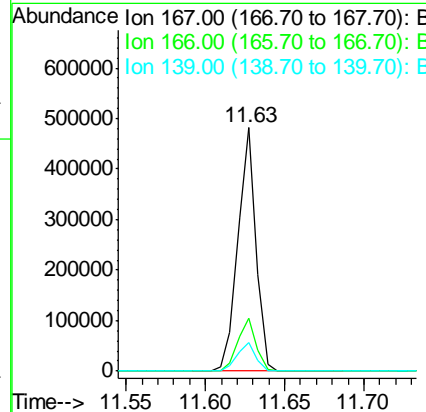
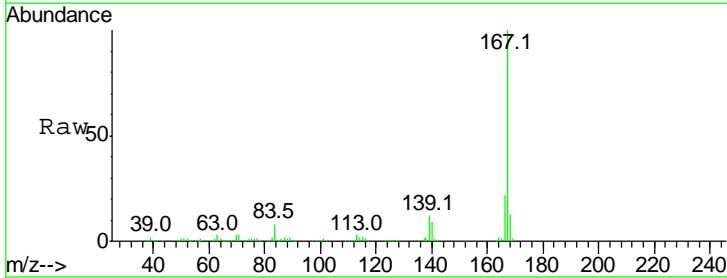
Instrument :  
 BNA\_F  
 ClientSampleId :  
 RT-4252-RT-3025-RT-2342MSD

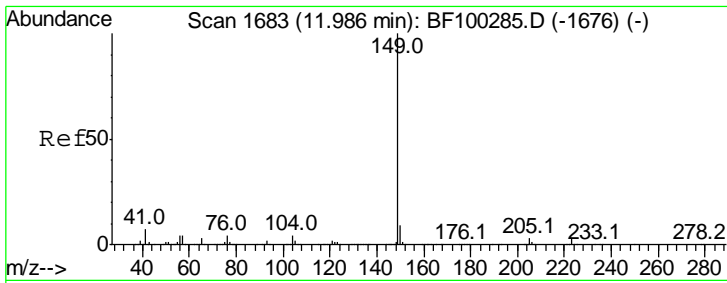
Tgt Ion	Resp	Lower	Upper
178	100		
176	18.5	15.4	23.2
179	15.4	12.6	19.0



#72  
 Carbazole  
 Concen: 36.281 ng  
 RT: 11.63 min Scan# 1622  
 Delta R.T. -0.01 min  
 Lab File: BF100755.D  
 Acq: 21 Nov 2017 2:35

Tgt Ion	Resp	Lower	Upper
167	100		
166	21.9	17.6	26.4
139	11.9	10.9	16.3

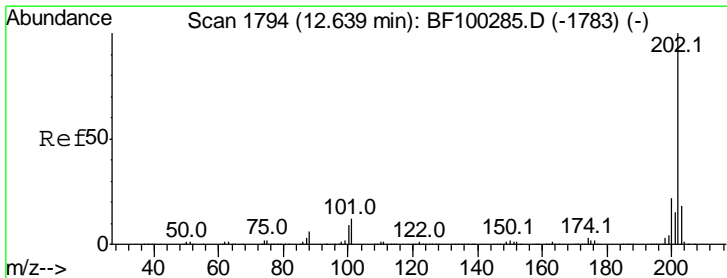
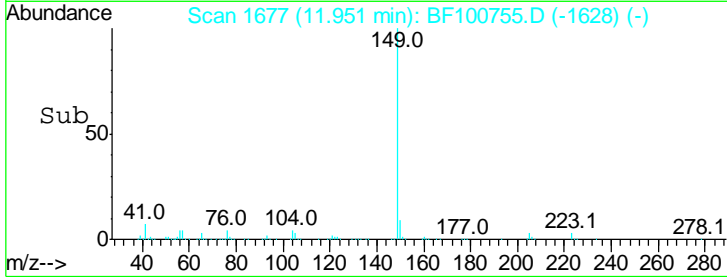
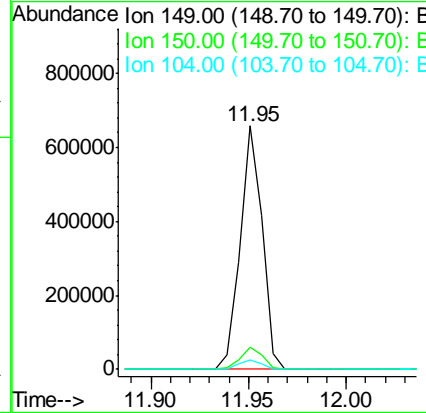
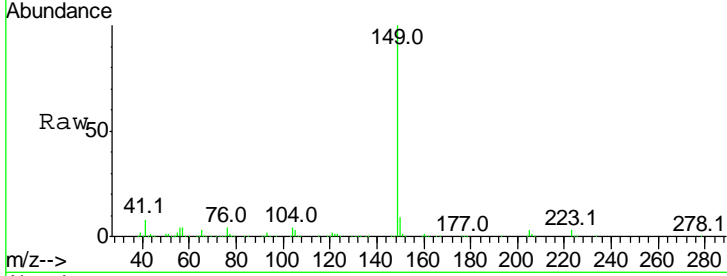




#73  
 Di-n-butylphthalate  
 Concen: 41.743 ng  
 RT: 11.95 min Scan# 1677  
 Delta R.T. -0.01 min  
 Lab File: BF100755.D  
 Acq: 21 Nov 2017 2:35

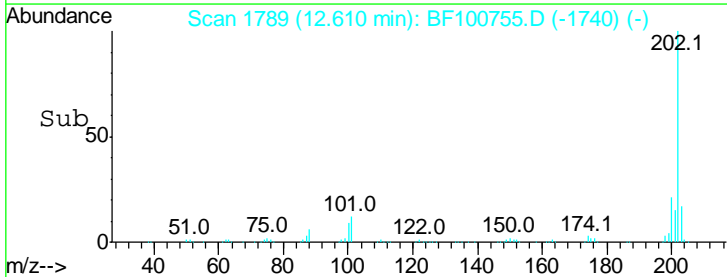
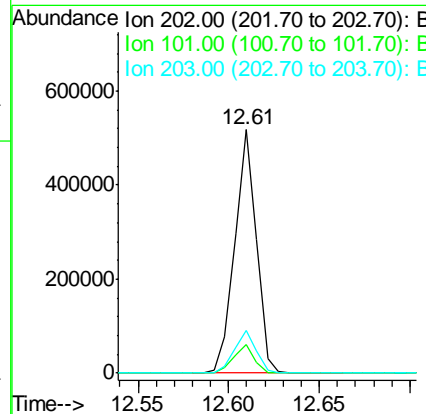
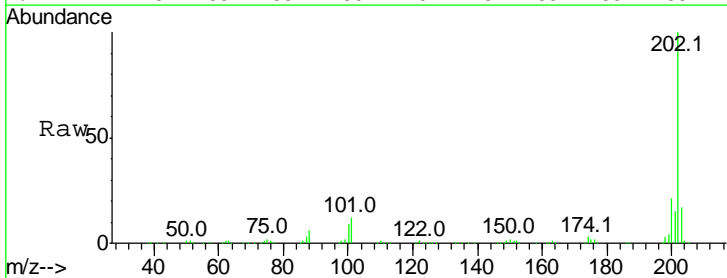
Instrument :  
 BNA\_F  
 ClientSampleId :  
 RT-4252-RT-3025-RT-2342MSD

Tgt Ion	Resp	Lower	Upper
149	100		
150	9.3	7.8	11.6
104	4.1	3.8	5.8

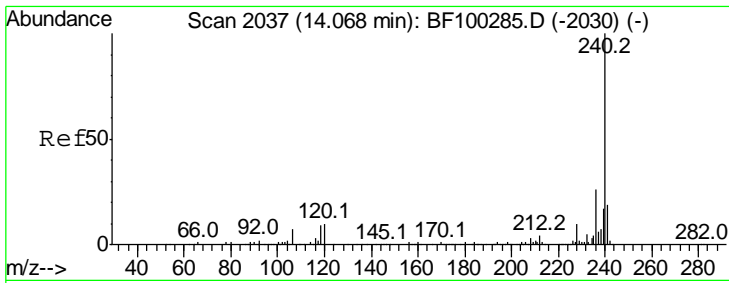


#74  
 Fluoranthene  
 Concen: 36.233 ng  
 RT: 12.61 min Scan# 1789  
 Delta R.T. -0.01 min  
 Lab File: BF100755.D  
 Acq: 21 Nov 2017 2:35

Tgt Ion	Resp	Lower	Upper
202	100		
101	12.0	0.0	34.1
203	17.4	0.0	38.1



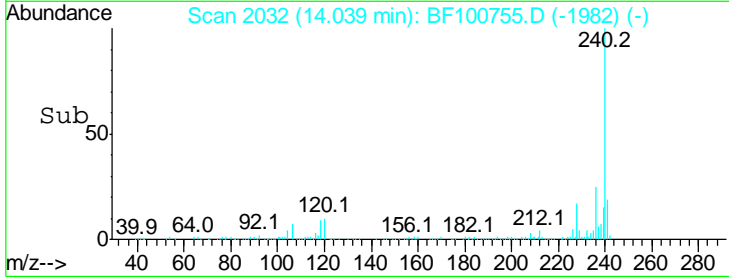
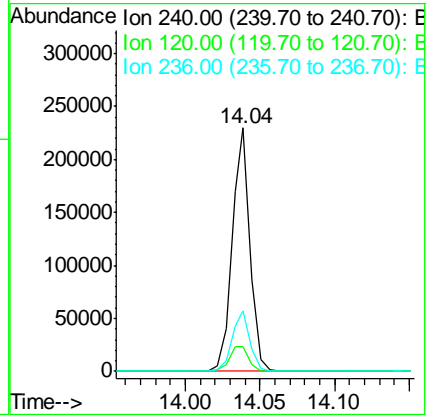
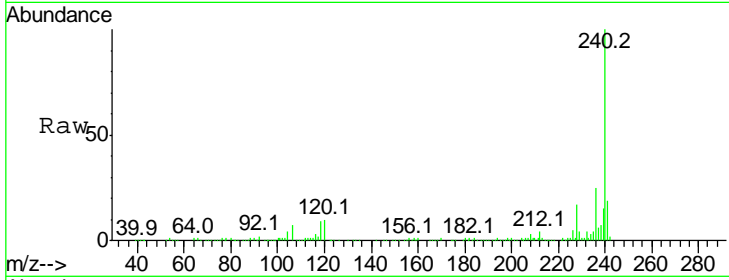




#75  
 Chrysene-d12  
 Concen: 20.000 ng  
 RT: 14.04 min Scan# 2032  
 Delta R.T. -0.01 min  
 Lab File: BF100755.D  
 Acq: 21 Nov 2017 2:35

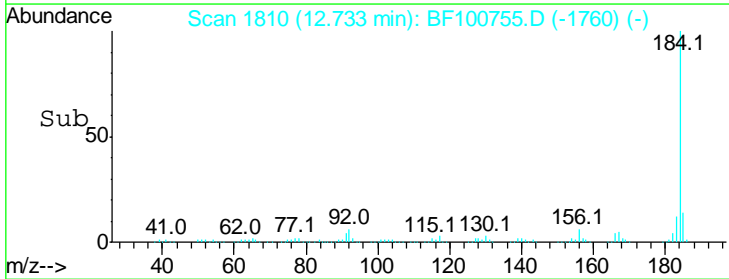
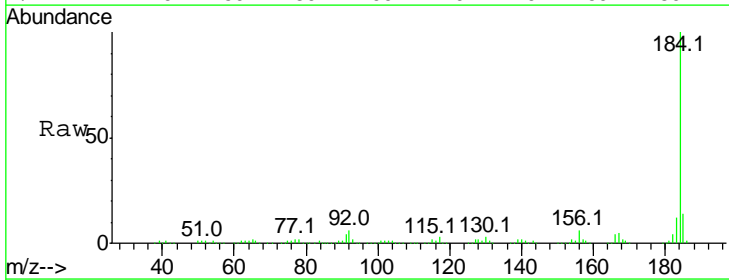
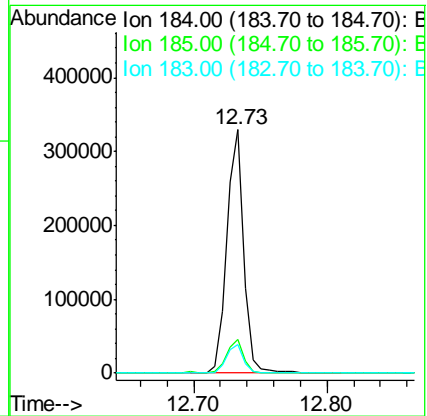
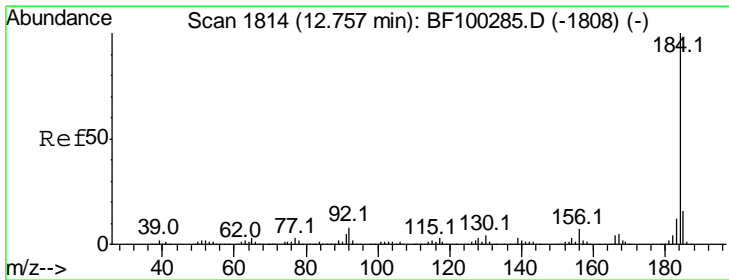
**Instrument :**  
 BNA\_F  
**ClientSampled :**  
 RT-4252-RT-3025-RT-2342MSD

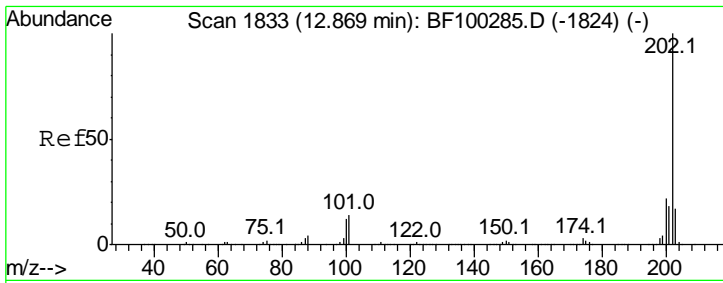
Tgt Ion	Resp	Lower	Upper
240	193114		
120	10.2	9.5	14.3
236	25.1	20.7	31.1



#76  
 Benzidine  
 Concen: 38.319 ng  
 RT: 12.73 min Scan# 1810  
 Delta R.T. -0.01 min  
 Lab File: BF100755.D  
 Acq: 21 Nov 2017 2:35

Tgt Ion	Resp	Lower	Upper
184	296354		
185	13.6	12.6	18.8
183	11.7	9.3	13.9



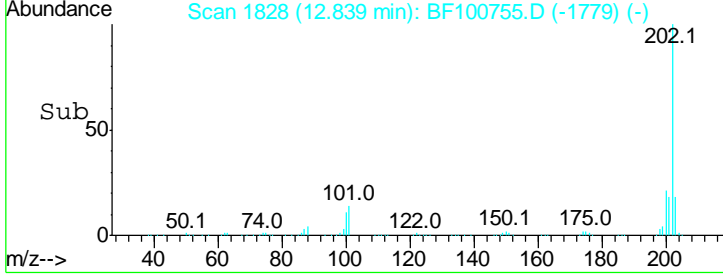
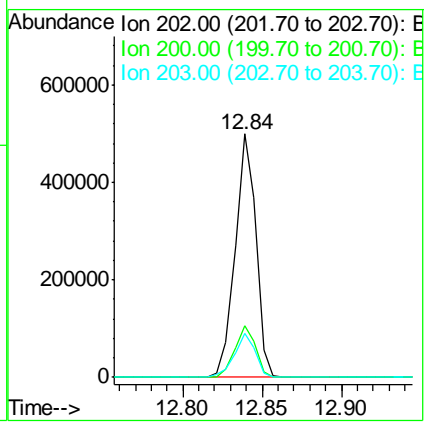
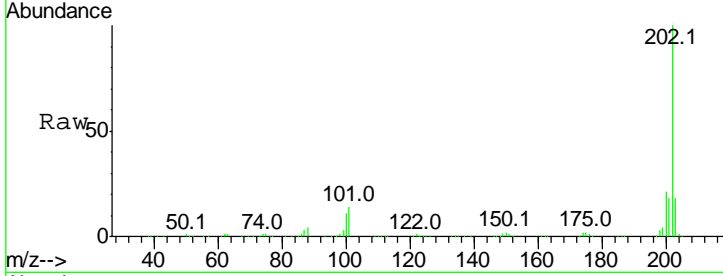


#77  
 Pyrene  
 Concen: 32.894 ng  
 RT: 12.84 min Scan# 1828  
 Delta R.T. -0.01 min  
 Lab File: BF100755.D  
 Acq: 21 Nov 2017 2:35

**Instrument :**  
 BNA\_F  
**ClientSampled :**  
 RT-4252-RT-3025-RT-2342MSD

Tgt Ion: 202 Resp: 452819

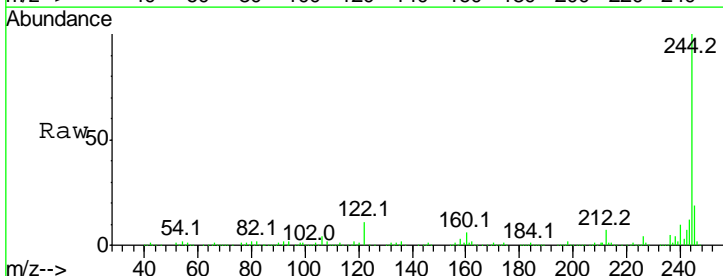
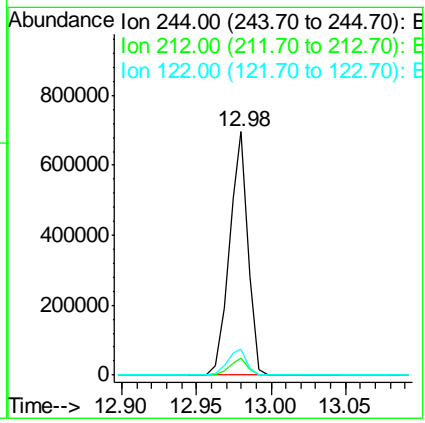
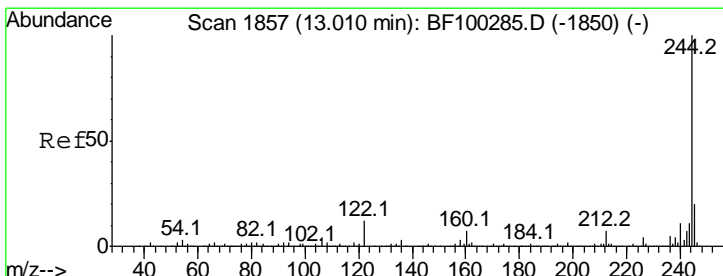
Ion	Ratio	Lower	Upper
202	100		
200	21.3	17.4	26.2
203	18.1	14.3	21.5

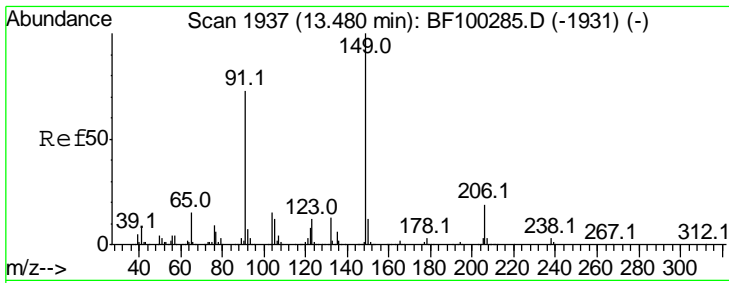


#78  
 Terphenyl-d14  
 Concen: 72.495 ng  
 RT: 12.98 min Scan# 1852  
 Delta R.T. -0.01 min  
 Lab File: BF100755.D  
 Acq: 21 Nov 2017 2:35

Tgt Ion: 244 Resp: 609290

Ion	Ratio	Lower	Upper
244	100		
212	6.8	5.4	8.0
122	10.8	11.0	16.4#

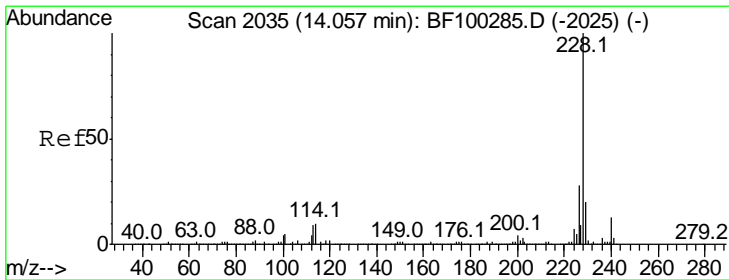
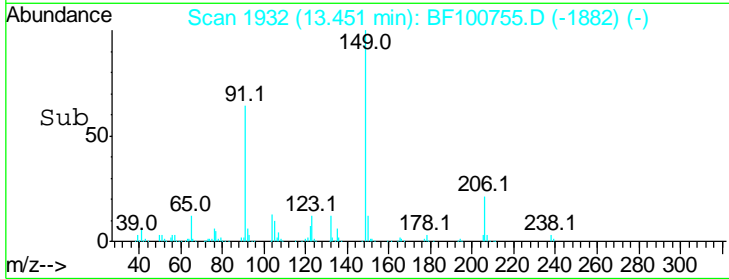
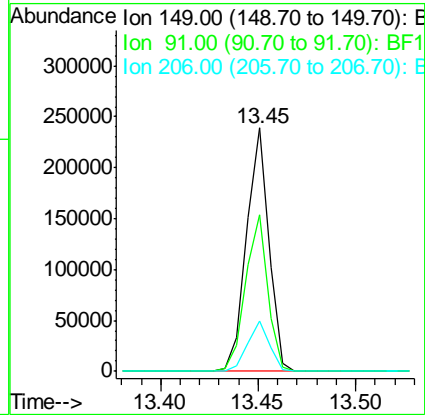
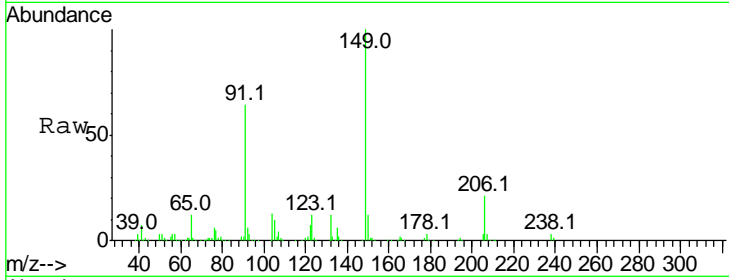




#79  
 Butylbenzylphthalate  
 Concen: 33.755 ng  
 RT: 13.45 min Scan# 1932  
 Delta R.T. -0.01 min  
 Lab File: BF100755.D  
 Acq: 21 Nov 2017 2:35

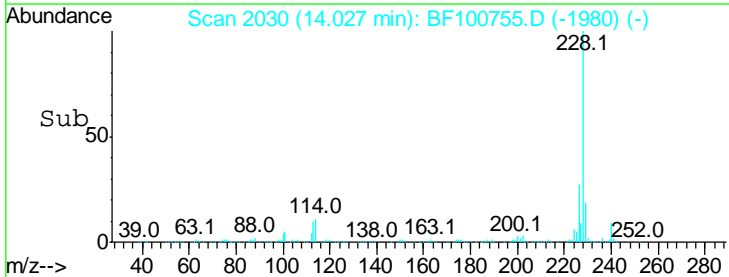
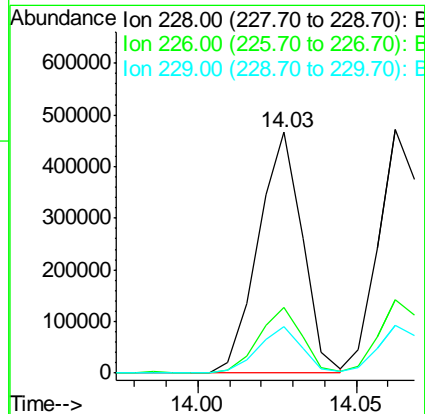
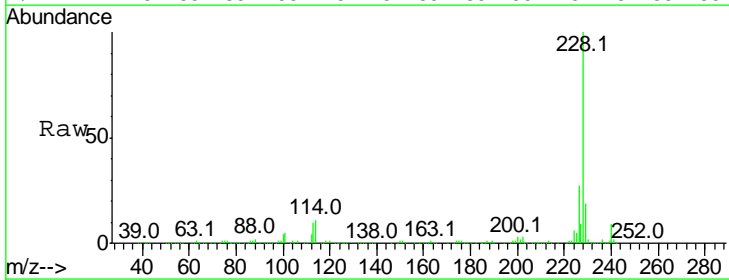
Instrument :  
 BNA\_F  
 ClientSampleId :  
 RT-4252-RT-3025-RT-2342MSD

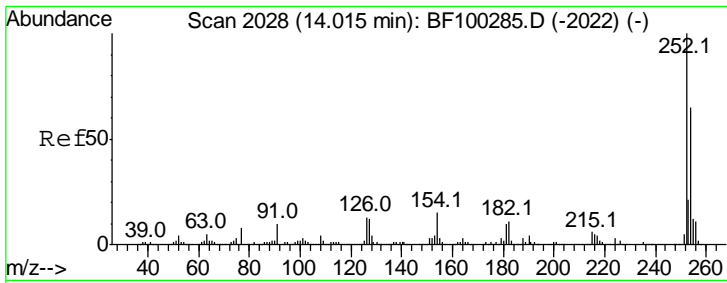
Tgt Ion	Resp	Lower	Upper
149	100		
91	64.1	56.8	85.2
206	20.9	14.1	21.1



#80  
 Benzo(a)anthracene  
 Concen: 38.795 ng  
 RT: 14.03 min Scan# 2030  
 Delta R.T. -0.01 min  
 Lab File: BF100755.D  
 Acq: 21 Nov 2017 2:35

Tgt Ion	Resp	Lower	Upper
228	100		
226	27.5	22.6	33.8
229	19.4	15.8	23.6

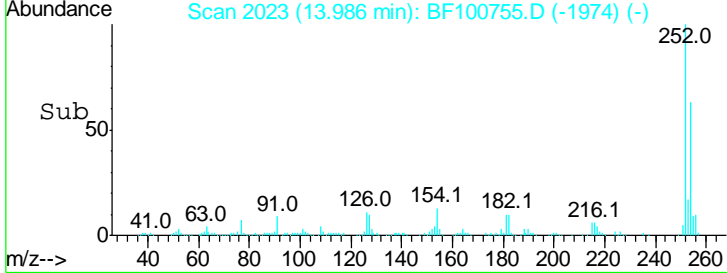
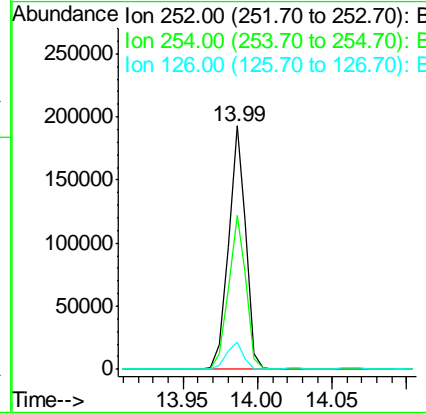
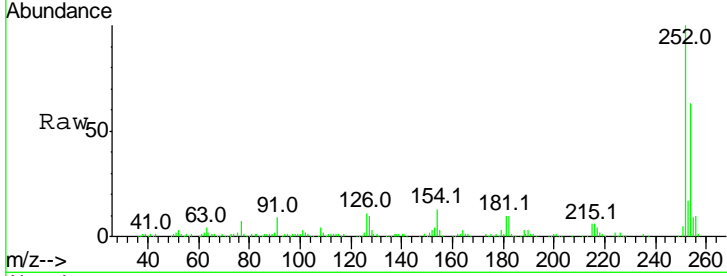




#81  
 3,3'-Dichlorobenzidine  
 Concen: 37.823 ng  
 RT: 13.99 min Scan# 2023  
 Delta R.T. -0.01 min  
 Lab File: BF100755.D  
 Acq: 21 Nov 2017 2:35

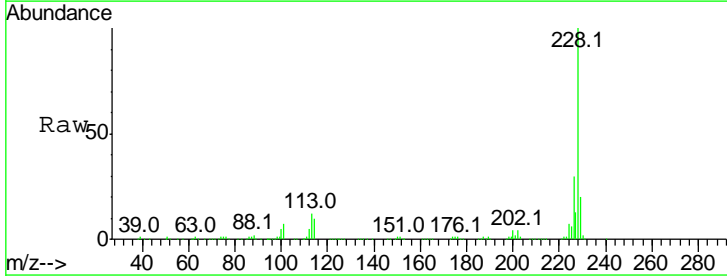
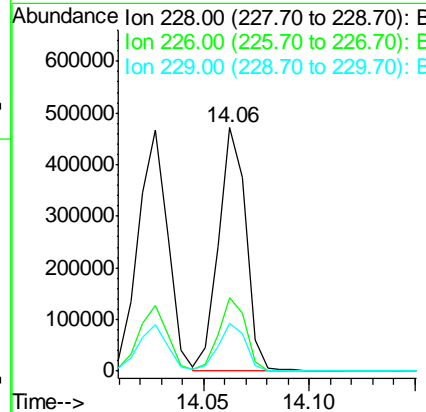
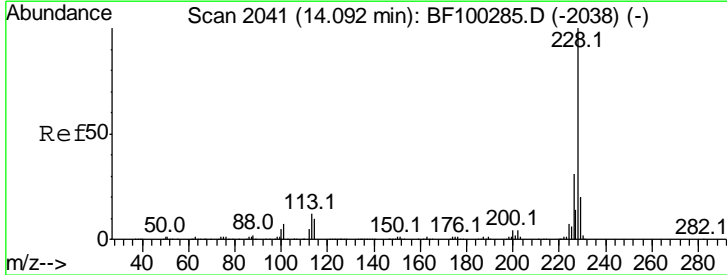
Instrument :  
 BNA\_F  
 ClientSampleId :  
 RT-4252-RT-3025-RT-2342MSD

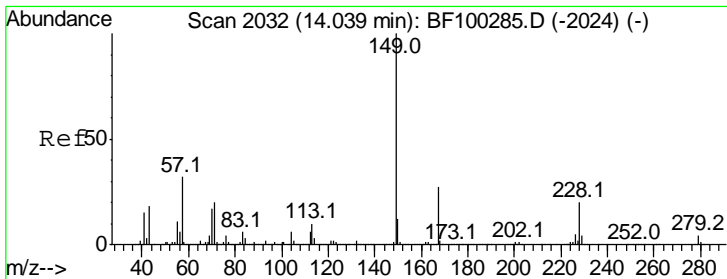
Tgt Ion	Resp	Lower	Upper
252	100		
254	63.1	50.4	75.6
126	11.4	11.3	16.9



#82  
 Chrysene  
 Concen: 37.745 ng  
 RT: 14.06 min Scan# 2036  
 Delta R.T. -0.01 min  
 Lab File: BF100755.D  
 Acq: 21 Nov 2017 2:35

Tgt Ion	Resp	Lower	Upper
228	100		
226	30.3	25.0	37.6
229	19.7	16.2	24.4

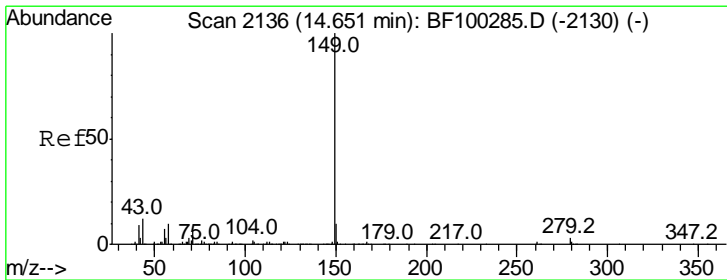
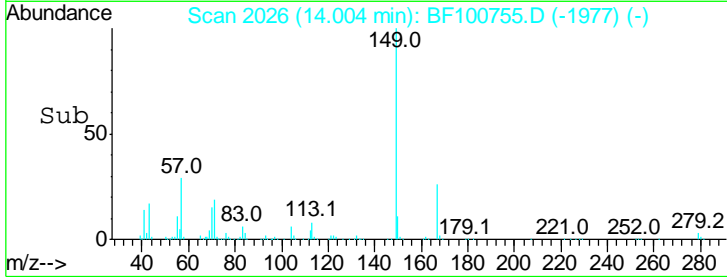
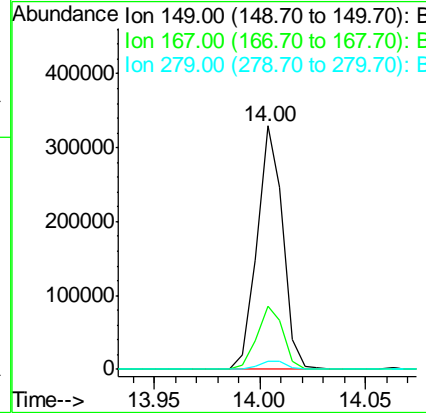
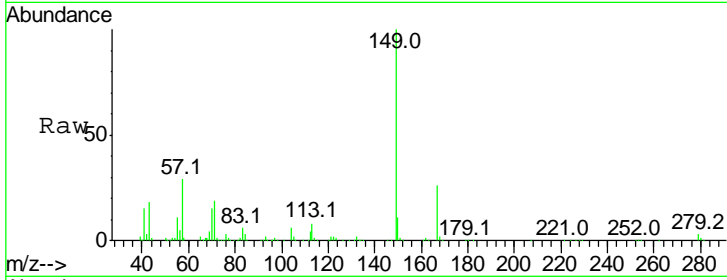




#83  
 Bis(2-ethylhexyl)phthalate  
 Concen: 37.920 ng  
 RT: 14.00 min Scan# 2026  
 Delta R.T. -0.01 min  
 Lab File: BF100755.D  
 Acq: 21 Nov 2017 2:35

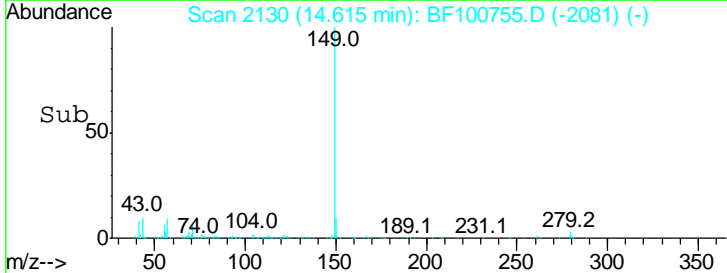
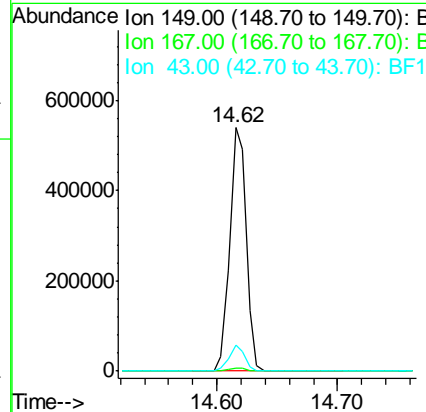
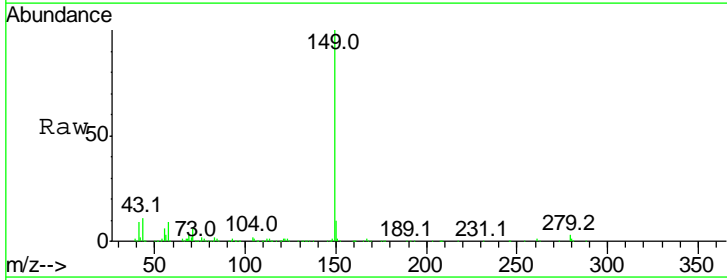
Instrument :  
 BNA\_F  
 ClientSampleId :  
 RT-4252-RT-3025-RT-2342MSD

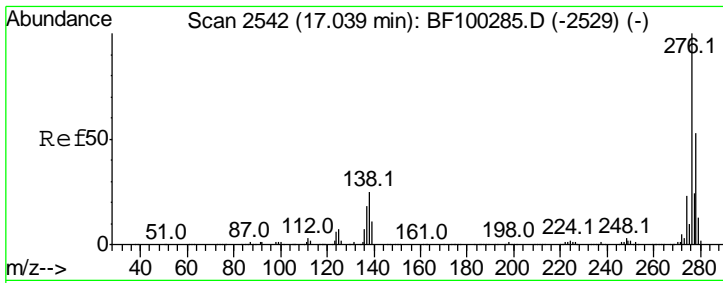
Tgt Ion	Resp	Lower	Upper
149	100		
167	25.7	21.3	31.9
279	3.2	3.0	4.4



#84  
 Di-n-octyl phthalate  
 Concen: 40.164 ng  
 RT: 14.62 min Scan# 2130  
 Delta R.T. -0.01 min  
 Lab File: BF100755.D  
 Acq: 21 Nov 2017 2:35

Tgt Ion	Resp	Lower	Upper
149	100		
167	1.5	1.2	1.8
43	9.9	8.4	12.6

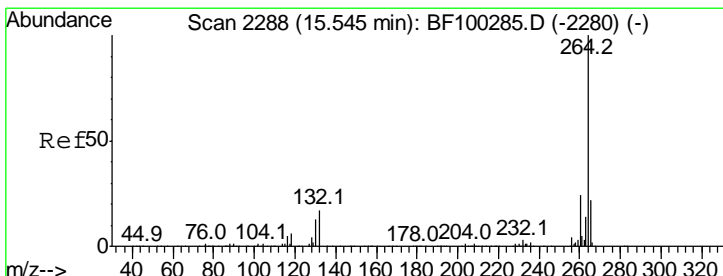
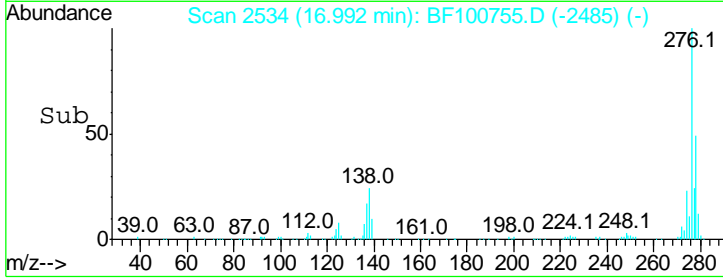
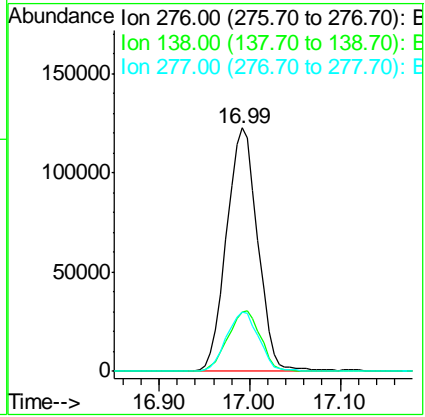
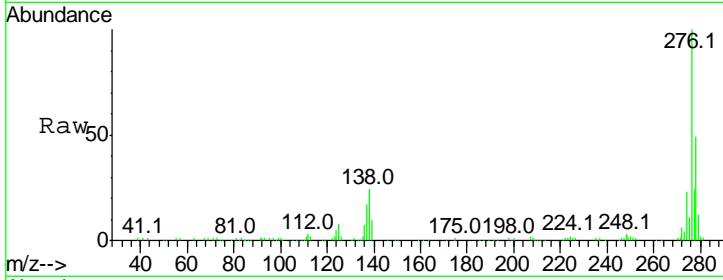




#85  
 Indeno(1,2,3-cd)pyrene  
 Concen: 32.247 ng  
 RT: 16.99 min Scan# 2534  
 Delta R.T. -0.01 min  
 Lab File: BF100755.D  
 Acq: 21 Nov 2017 2:35

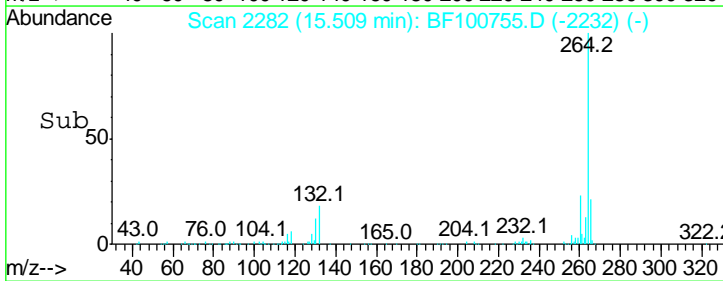
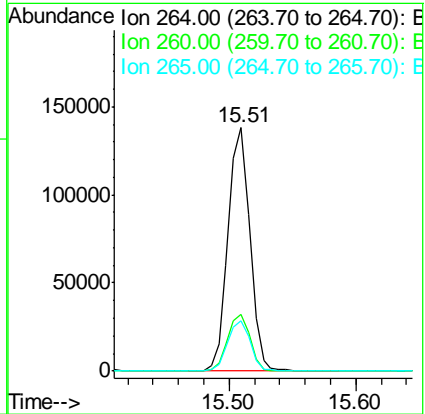
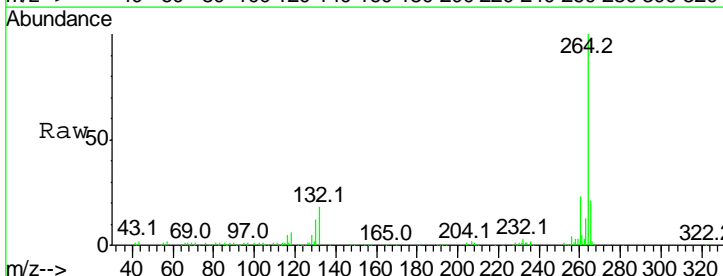
**Instrument :**  
 BNA\_F  
**ClientSampled :**  
 RT-4252-RT-3025-RT-2342MSD

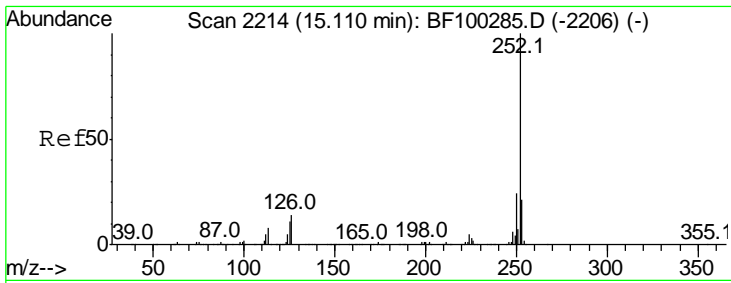
Tgt Ion	Resp	Lower	Upper
276	100		
138	26.1	25.0	37.6
277	25.5	20.1	30.1



#86  
 Perylene-d12  
 Concen: 20.000 ng  
 RT: 15.51 min Scan# 2282  
 Delta R.T. -0.01 min  
 Lab File: BF100755.D  
 Acq: 21 Nov 2017 2:35

Tgt Ion	Resp	Lower	Upper
264	100		
260	23.3	19.2	28.8
265	20.5	17.5	26.3

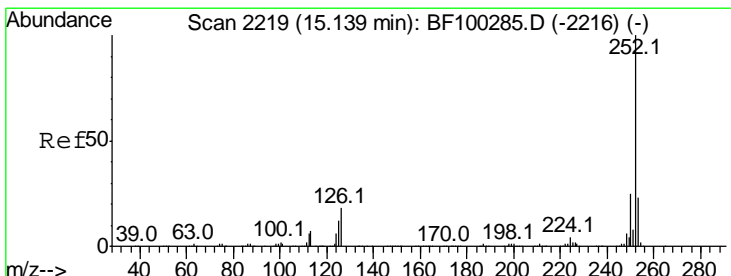
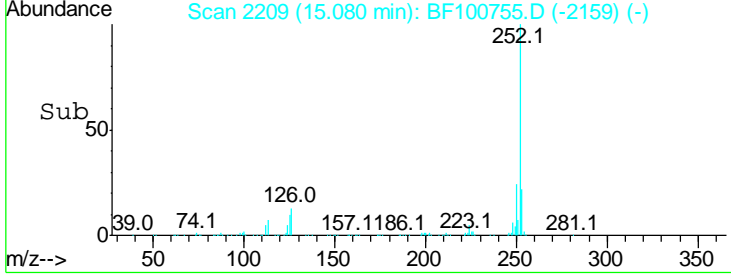
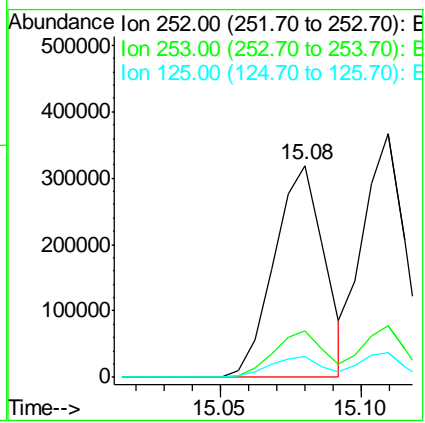
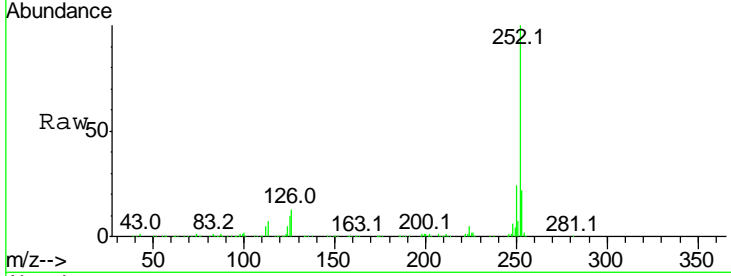




#87  
 Benzo(b)fluoranthene  
 Concen: 40.111 ng  
 RT: 15.08 min Scan# 2209  
 Delta R.T. -0.01 min  
 Lab File: BF100755.D  
 Acq: 21 Nov 2017 2:35

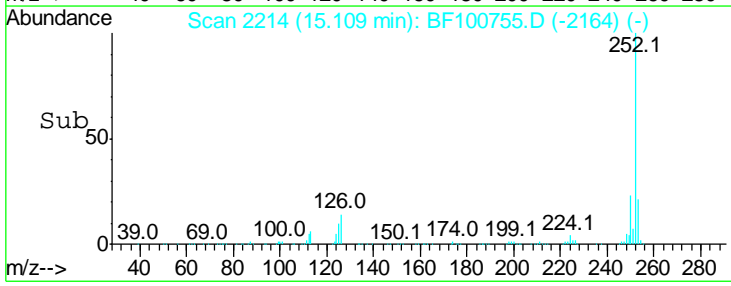
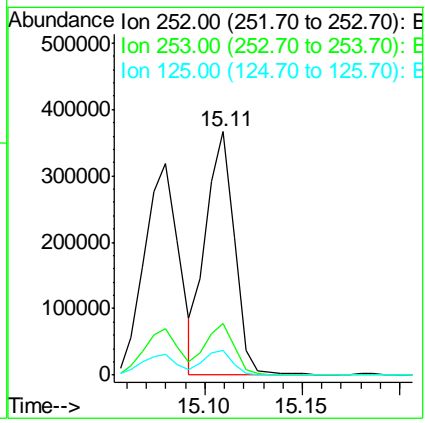
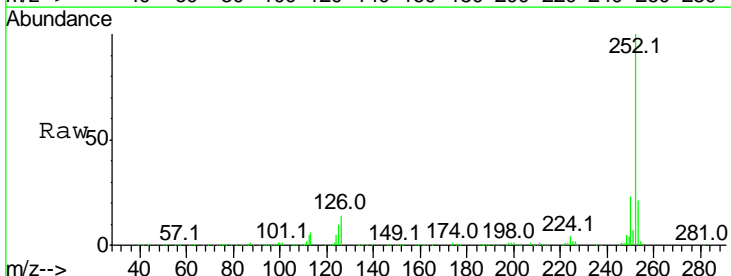
**Instrument :**  
 BNA\_F  
**ClientSampleId :**  
 RT-4252-RT-3025-RT-2342MSD

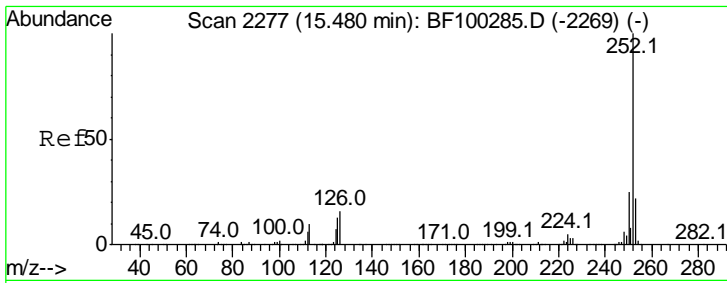
Tgt Ion	Resp	Lower	Upper
252	100		
253	22.0	17.0	25.6
125	9.9	9.0	13.6



#88  
 Benzo(k)fluoranthene  
 Concen: 40.390 ng  
 RT: 15.11 min Scan# 2214  
 Delta R.T. -0.01 min  
 Lab File: BF100755.D  
 Acq: 21 Nov 2017 2:35

Tgt Ion	Resp	Lower	Upper
252	100		
253	21.2	17.9	26.9
125	10.3	10.2	15.2

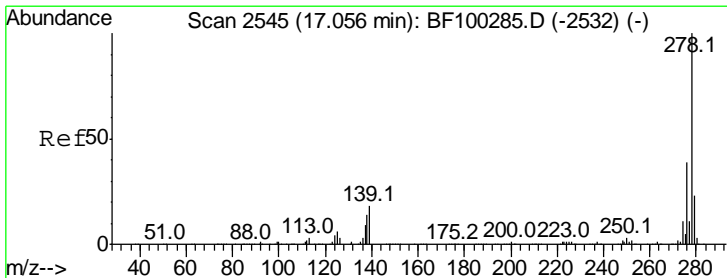
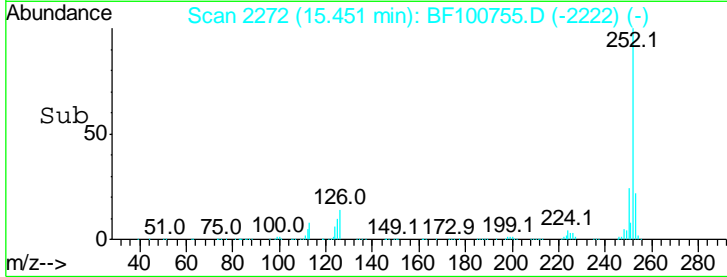
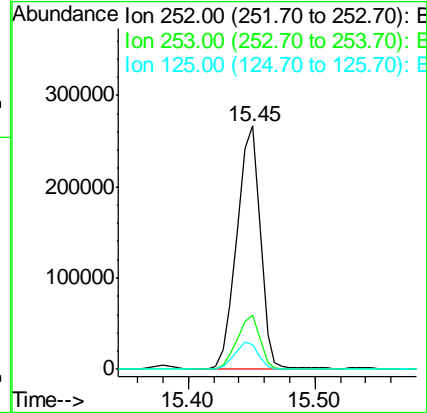
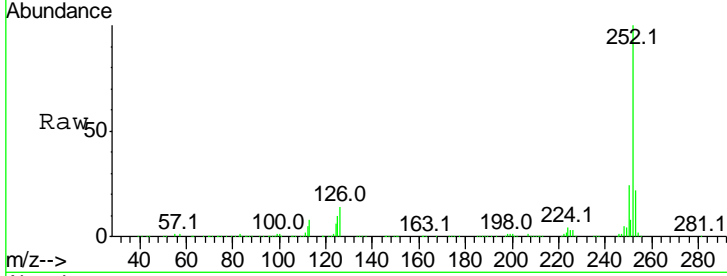




#89  
 Benzo(a)pyrene  
 Concen: 39.018 ng  
 RT: 15.45 min Scan# 2272  
 Delta R.T. -0.01 min  
 Lab File: BF100755.D  
 Acq: 21 Nov 2017 2:35

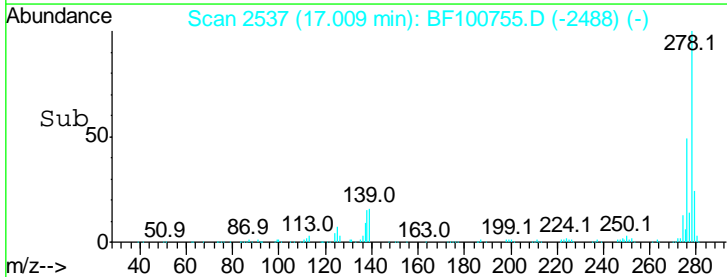
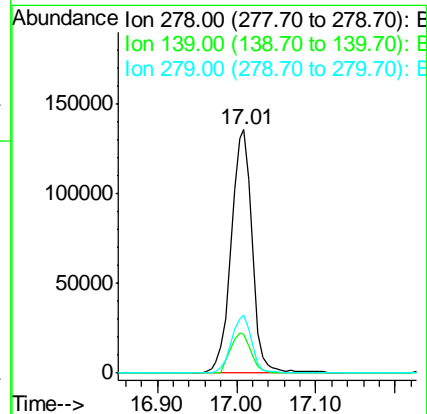
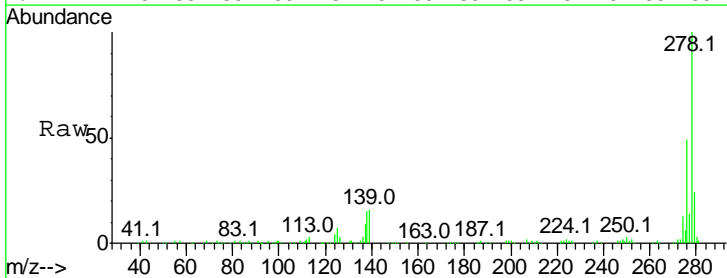
Instrument :  
 BNA\_F  
 ClientSampleId :  
 RT-4252-RT-3025-RT-2342MSD

Tgt Ion	Resp	Lower	Upper
252	100		
253	22.1	17.1	25.7
125	10.3	9.8	14.6

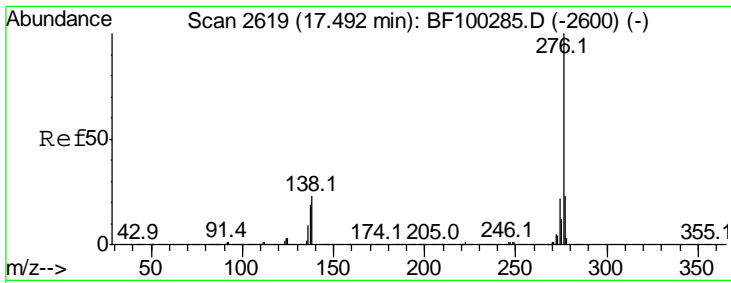


#90  
 Dibenzo(a,h)anthracene  
 Concen: 34.744 ng  
 RT: 17.01 min Scan# 2537  
 Delta R.T. -0.01 min  
 Lab File: BF100755.D  
 Acq: 21 Nov 2017 2:35

Tgt Ion	Resp	Lower	Upper
278	100		
139	15.9	15.9	23.9#
279	23.8	19.0	28.4







#91  
 Benzo(a,h,i)perylene  
 Concen: 33.956 ng  
 RT: 17.44 min Scan# 2610  
 Delta R.T. -0.02 min  
 Lab File: BF100755.D  
 Acq: 21 Nov 2017 2:35

**Instrument :**  
 BNA\_F  
**ClientSampled :**  
 RT-4252-RT-3025-RT-2342MSD

Tot Ion: 276 Resp: 236489

Ion	Ratio	Lower	Upper
276	100		
277	22.1	17.9	26.9
138	22.7	21.8	32.8

