

Data Path : Z:\HPCHEM1\BNA_F\DATA\BF112916\
 Data File : BF091335.D
 Acq On : 29 Nov 2016 19:05
 Operator : UM/SJ
 Sample : H5718-01MSD
 Misc :
 ALS Vial : 18 Sample Multiplier: 1

Instrument :
 BNA_F
 ClientSampleId :
 PHOENIX-BPMMSD

Quant Time: Nov 30 00:40:21 2016
 Quant Method : Z:\HPCHEM1\BNA_F\METHODS\8270-BF112916.M
 Quant Title : ASP BNA STANDARDS FOR 5 POINT CALIBRATION
 QLast Update : Tue Nov 29 13:33:46 2016
 Response via : Initial Calibration

Internal Standards	R.T.	QIon	Response	Conc	Units	Dev(Min)
1) 1,4-Dichlorobenzene-d4	6.87	152	193383	20.00	ng	0.00
21) Naphthalene-d8	8.15	136	734873	20.00	ng	-0.02
38) Acenaphthene-d10	9.91	164	443402	20.00	ng	0.00
63) Phenanthrene-d10	11.38	188	682935	20.00	ng	-0.02
75) Chrysene-d12	14.03	240	408931	20.00	ng	-0.02
86) Perylene-d12	15.44	264	406092	20.00	ng	-0.03

System Monitoring Compounds

5) 2-Fluorophenol	5.48	112	1460525	123.38	ng	0.00
7) Phenol-d6	6.50	99	1874844	128.66	ng	0.00
23) Nitrobenzene-d5	7.43	82	1232112	93.96	ng	-0.02
41) 2,4,6-Tribromophenol	10.70	330	536763	127.87	ng	0.00
44) 2-Fluorobiphenyl	9.24	172	2178545	88.96	ng	0.00
78) Terphenyl-d14	12.97	244	1737819	92.37	ng	-0.02

Target Compounds

Target Compounds	R.T.	QIon	Response	Conc	Units	Qvalue
2) 1,4-Dioxane	2.54	88	200308	37.40	ng	87
3) Pyridine	3.27	79	332688	21.95	ng	# 85
4) n-Nitrosodimethylamine	3.21	42	368856	46.39	ng	97
6) Aniline	6.54	93	278483	14.39	ng	# 69
8) 2-Chlorophenol	6.65	128	547994	42.22	ng	84
9) Benzaldehyde	6.64	77	43483	4.64	ng	89
10) Phenol	6.52	94	762689	44.48	ng	98
11) bis(2-Chloroethyl)ether	6.61	93	565983	46.20	ng	99
12) 1,3-Dichlorobenzene	7.04	146	602826	41.75	ng	99
13) 1,4-Dichlorobenzene	6.88	146	582824	40.58	ng	96
14) 1,2-Dichlorobenzene	7.04	146	602846	45.07	ng	95
15) Benzyl Alcohol	7.01	79	477587	40.95	ng	96
16) 2,2'-oxybis(1-Chloropropan	7.16	45	1183004	44.91	ng	74
17) 2-Methylphenol	7.12	107	439847	42.87	ng	# 77
18) Hexachloroethane	7.38	117	228094	44.73	ng	98
19) n-Nitroso-di-n-propylamine	7.29	70	449850	49.00	ng	# 86
20) 3+4-Methylphenols	7.28	107	593838	47.41	ng	# 62
22) Acetophenone	7.28	105	754621	43.33	ng	# 82
24) Nitrobenzene	7.45	77	676987	50.43	ng	# 87
25) Isophorone	7.69	82	1135849	48.89	ng	99
26) 2-Nitrophenol	7.76	139	296203	48.41	ng	97
27) 2,4-Dimethylphenol	7.81	122	510270	44.58	ng	98
28) bis(2-Chloroethoxy)methane	7.91	93	720263	51.51	ng	# 97
29) 2,4-Dichlorophenol	8.01	162	499745	49.63	ng	93
30) 1,2,4-Trichlorobenzene	8.09	180	518048	45.89	ng	98
31) Naphthalene	8.17	128	1524184	43.64	ng	100
32) Benzoic acid	7.93	122	335859	39.81	ng	93
33) 4-Chloroaniline	8.23	127	97778	6.55	ng	98
34) Hexachlorobutadiene	8.30	225	318841	45.93	ng	98
35) Caprolactam	8.60	113	87368	30.19	ng	95
36) 4-Chloro-3-methylphenol	8.71	107	528890	48.66	ng	90
37) 2-Methylnaphthalene	8.87	142	1114872	46.99	ng	95
39) 1,2,4,5-Tetrachlorobenzene	9.03	216	436846	34.95	ng	99
40) Hexachlorocyclopentadiene	9.03	237	611040	105.46	ng	97

Data Path : Z:\HPCHEM1\BNA_F\DATA\BF112916\
 Data File : BF091335.D
 Acq On : 29 Nov 2016 19:05
 Operator : UM/SJ
 Sample : H5718-01MSD
 Misc :
 ALS Vial : 18 Sample Multiplier: 1

Instrument :
 BNA_F
 ClientSampleId :
 PHOENIX-BPMMSD

Quant Time: Nov 30 00:40:21 2016
 Quant Method : Z:\HPCHEM1\BNA_F\METHODS\8270-BF112916.M
 Quant Title : ASP BNA STANDARDS FOR 5 POINT CALIBRATION
 QLast Update : Tue Nov 29 13:33:46 2016
 Response via : Initial Calibration

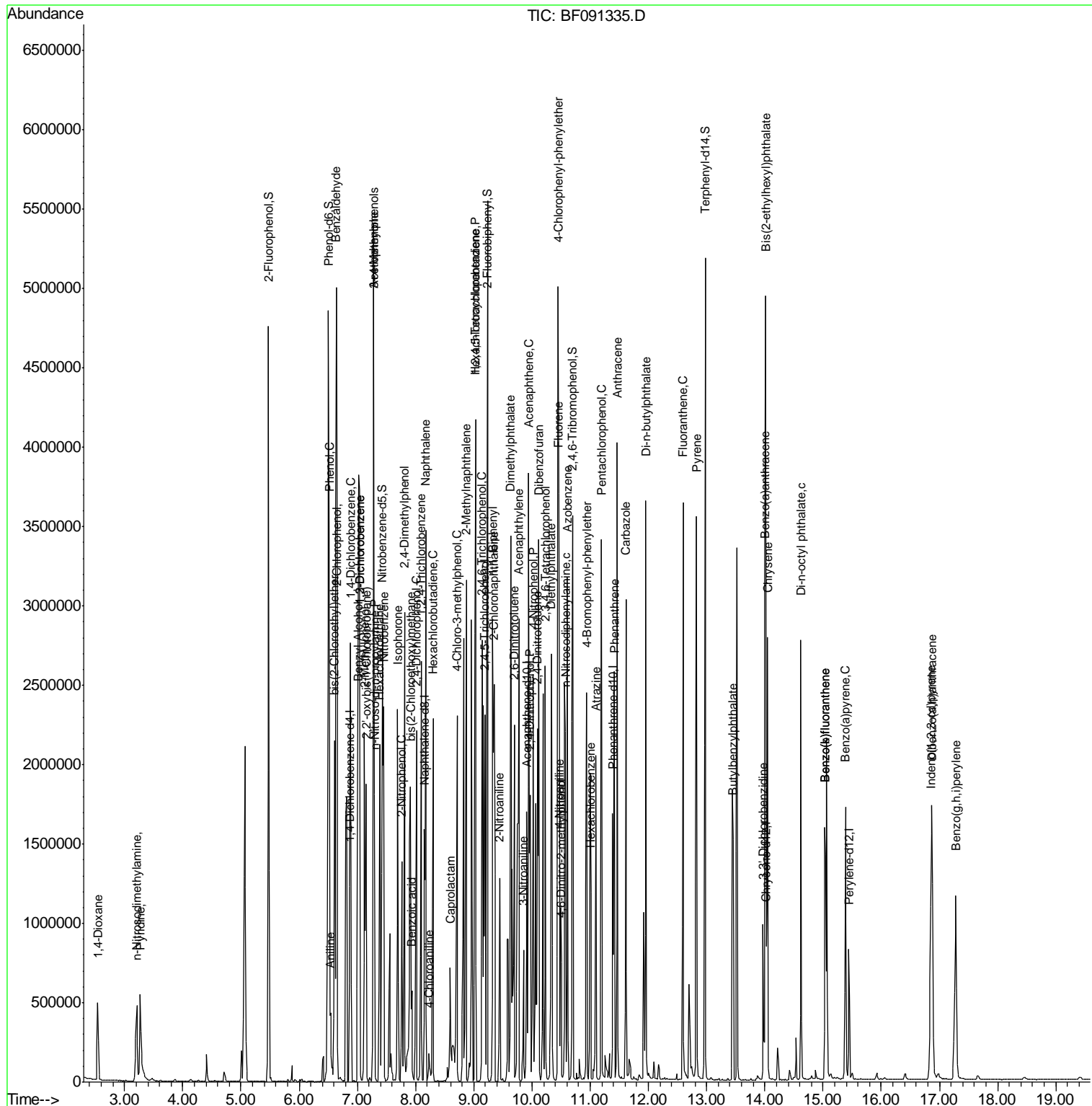
Internal Standards	R.T.	QIon	Response	Conc	Units	Dev(Min)
42) 2,4,6-Trichlorophenol	9.14	196	363649	44.76	ng	95
43) 2,4,5-Trichlorophenol	9.19	196	345872	42.48	ng	93
45) 1,1'-Biphenyl	9.33	154	1209757	37.94	ng	98
46) 2-Chloronaphthalene	9.35	162	939149	39.55	ng	97
47) 2-Nitroaniline	9.44	65	352194	41.30	ng	# 73
48) Acenaphthylene	9.77	152	1552164	41.53	ng	99
49) Dimethylphthalate	9.64	163	1316096	49.02	ng	97
50) 2,6-Dinitrotoluene	9.69	165	279869	46.64	ng	87
51) Acenaphthene	9.94	154	1202656	47.70	ng	96
52) 3-Nitroaniline	9.85	138	107257	15.44	ng	90
53) 2,4-Dinitrophenol	9.97	184	323386	123.23	ng	# 85
54) Dibenzofuran	10.12	168	1454059	43.07	ng	95
55) 4-Nitrophenol	10.02	139	459232	91.54	ng	95
56) 2,4-Dinitrotoluene	10.09	165	329111	42.28	ng	# 64
57) Fluorene	10.46	166	1122859	43.33	ng	97
58) 2,3,4,6-Tetrachlorophenol	10.23	232	303776	43.70	ng	97
59) Diethylphthalate	10.33	149	1064927	40.18	ng	97
60) 4-Chlorophenyl-phenylether	10.45	204	484845	37.30	ng	# 86
61) 4-Nitroaniline	10.47	138	211365	32.41	ng	89
62) Azobenzene	10.61	77	1212086	44.82	ng	89
64) 4,6-Dinitro-2-methylphenol	10.50	198	203191	54.00	ng	# 37
65) n-Nitrosodiphenylamine	10.57	169	967694	46.74	ng	99
66) 4-Bromophenyl-phenylether	10.94	248	360143	49.06	ng	# 85
67) Hexachlorobenzene	11.01	284	347025	43.75	ng	# 86
68) Atrazine	11.10	200	333506	49.73	ng	94
69) Pentachlorophenol	11.19	266	397108	85.04	ng	96
70) Phenanthrene	11.42	178	1548647	43.64	ng	99
71) Anthracene	11.46	178	1504299	42.71	ng	99
72) Carbazole	11.61	167	1243422	38.91	ng	99
73) Di-n-butylphthalate	11.96	149	1673577	46.21	ng	99
74) Fluoranthene	12.60	202	1464417	43.57	ng	99
77) Pyrene	12.83	202	1498441	48.28	ng	100
79) Butylbenzylphthalate	13.45	149	598540	51.51	ng	# 79
80) Benzo(a)anthracene	14.00	228	1066879	44.61	ng	100
81) 3,3'-Dichlorobenzidine	13.97	252	209208	24.83	ng	# 98
82) Chrysene	14.05	228	1121482	47.40	ng	99
83) Bis(2-ethylhexyl)phthalate	14.01	149	766232	52.02	ng	# 92
84) Di-n-octyl phthalate	14.62	149	1178163	52.86	ng	97
85) Indeno(1,2,3-cd)pyrene	16.86	276	1241338	57.28	ng	95
87) Benzo(b)fluoranthene	15.03	252	1119846	44.37	ng	98
88) Benzo(k)fluoranthene	15.03	252	1119846	52.76	ng	98
89) Benzo(a)pyrene	15.39	252	975184	43.02	ng	96
90) Dibenzo(a,h)anthracene	16.87	278	1022140	48.75	ng	# 96
91) Benzo(g,h,i)perylene	17.28	276	1054163	48.77	ng	99

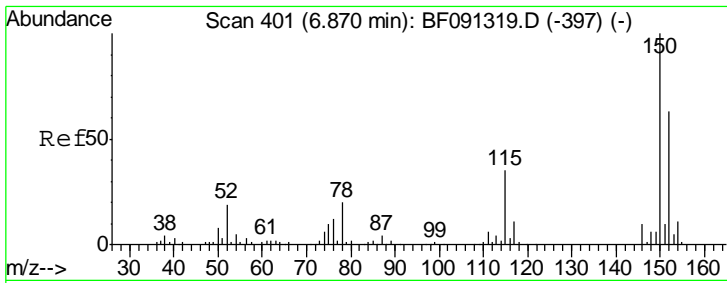
(#) = qualifier out of range (m) = manual integration (+) = signals summed

Data Path : Z:\HPCHEM1\BNA_F\DATA\BF112916\
 Data File : BF091335.D
 Acq On : 29 Nov 2016 19:05
 Operator : UM/SJ
 Sample : H5718-01MSD
 Misc :
 ALS Vial : 18 Sample Multiplier: 1

Instrument :
 BNA_F
 Client Sample Id :
 PHOENIX-BPMMSD

Quant Time: Nov 30 00:40:21 2016
 Quant Method : Z:\HPCHEM1\BNA_F\METHODS\8270-BF112916.M
 Quant Title : ASP BNA STANDARDS FOR 5 POINT CALIBRATION
 QLast Update : Tue Nov 29 13:33:46 2016
 Response via : Initial Calibration

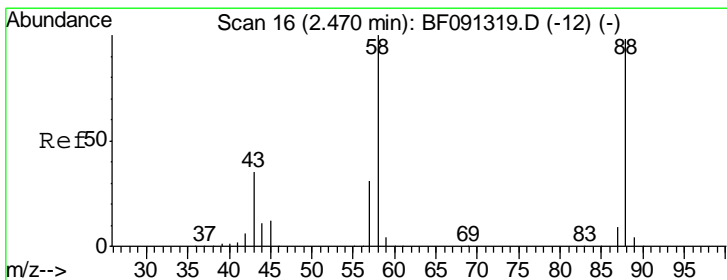
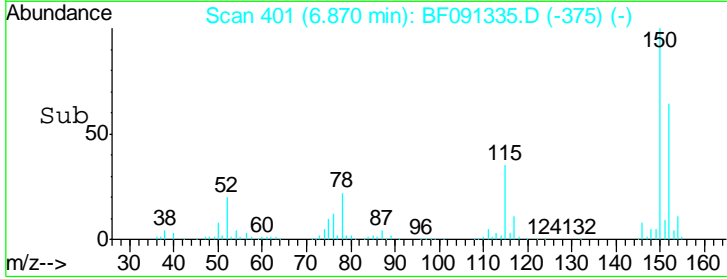
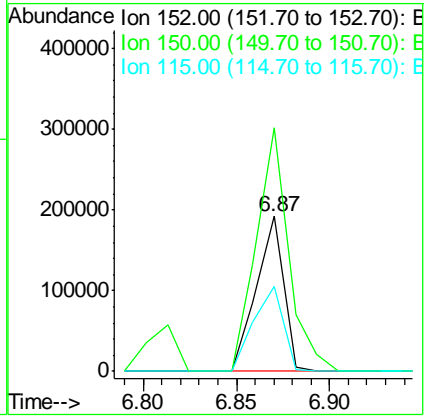
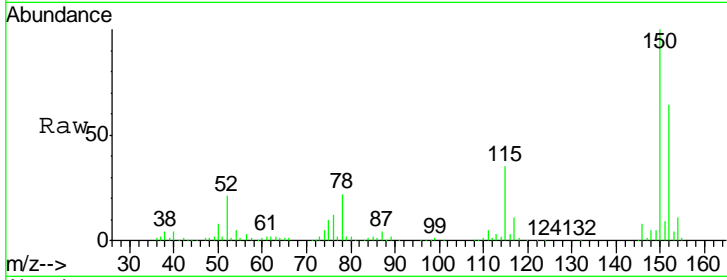




#1
 1,4-Dichlorobenzene-d4
 Concen: 20.00 ng
 RT: 6.87 min Scan# 401
 Delta R.T. -0.01 min
 Lab File: BF091335.D
 Acq: 29 Nov 2016 19:05

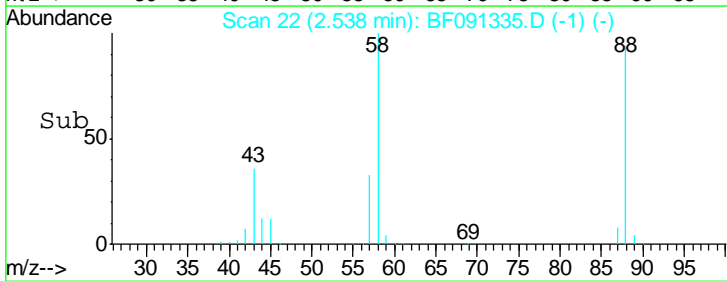
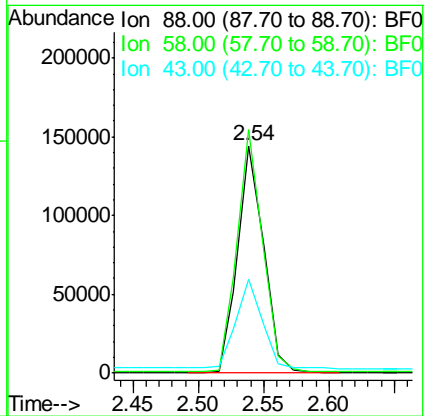
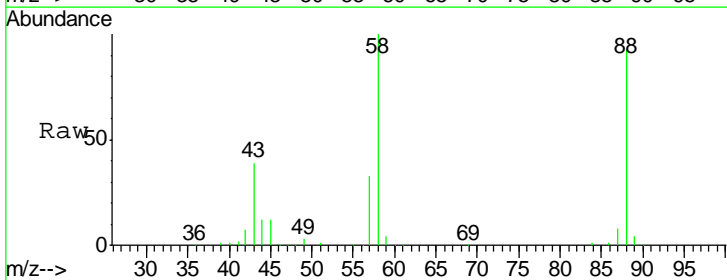
Instrument :
 BNA_F
ClientSampleId :
 PHOENIX-BPMMSD

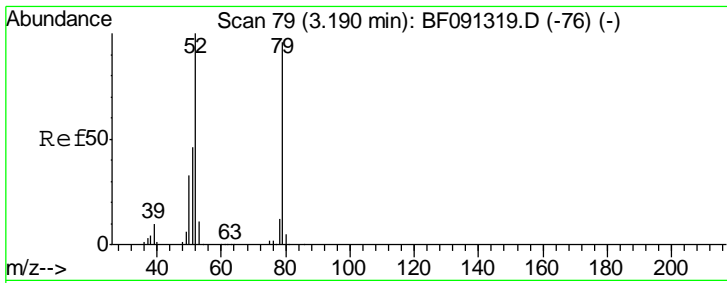
Tgt Ion	Resp	Lower	Upper
152	193383		
152	100		
150	156.8	122.5	183.7
115	54.8	51.8	77.8



#2
 1,4-Dioxane
 Concen: 37.40 ng
 RT: 2.54 min Scan# 22
 Delta R.T. 0.04 min
 Lab File: BF091335.D
 Acq: 29 Nov 2016 19:05

Tgt Ion	Resp	Lower	Upper
88	200308		
88	100		
58	104.3	70.3	105.5
43	40.1	31.3	46.9

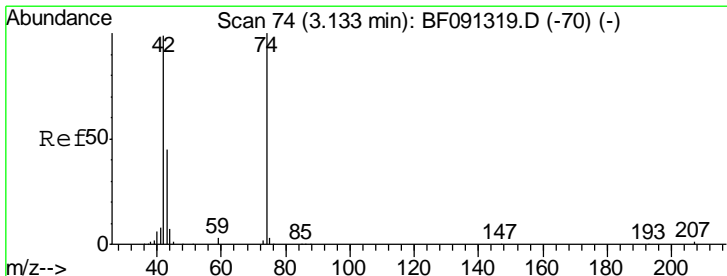
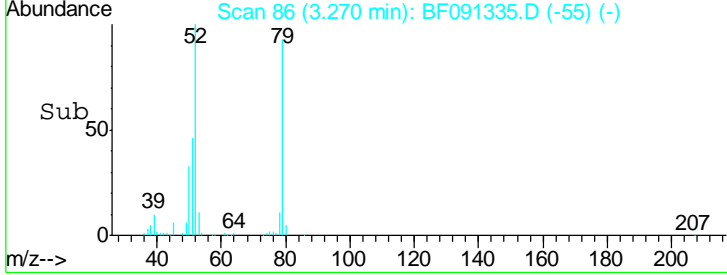
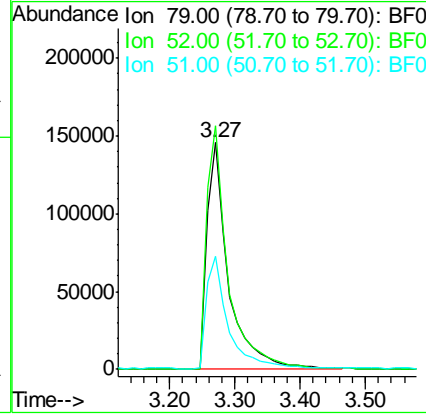
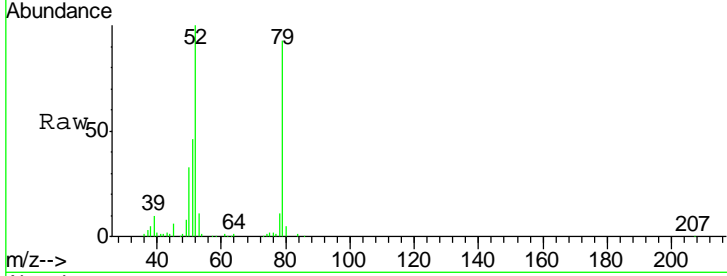




#3
 Pyridine
 Concen: 21.95 ng
 RT: 3.27 min Scan# 86
 Delta R.T. 0.05 min
 Lab File: BF091335.D
 Acq: 29 Nov 2016 19:05

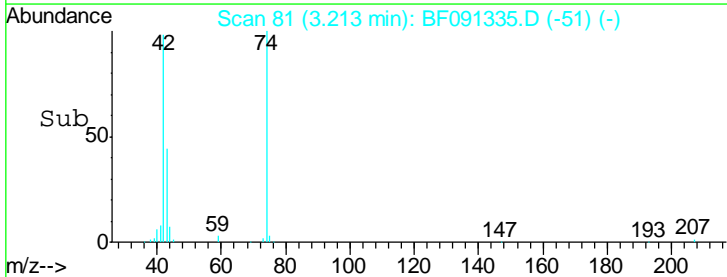
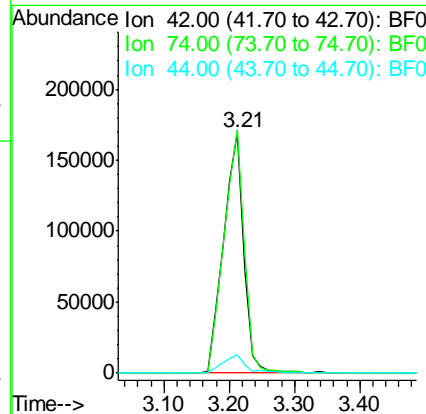
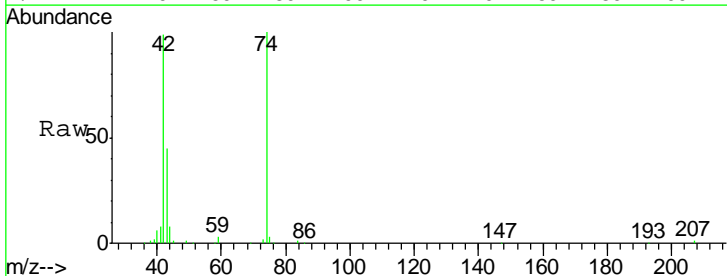
Instrument :
 BNA_F
ClientSampleId :
 PHOENIX-BPMMSD

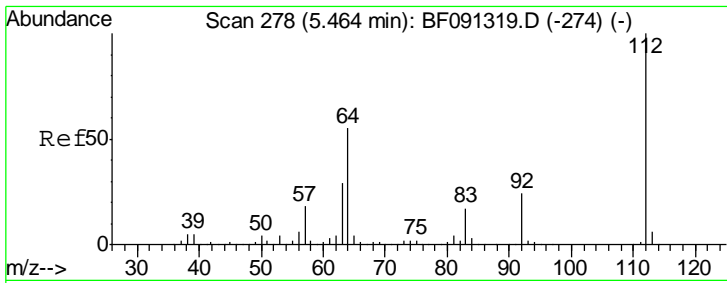
Tgt Ion	Resp	Lower	Upper
79	332688		
52	107.4	71.0	106.4#
51	49.9	37.0	55.4



#4
 n-Nitrosodimethylamine
 Concen: 46.39 ng
 RT: 3.21 min Scan# 81
 Delta R.T. 0.04 min
 Lab File: BF091335.D
 Acq: 29 Nov 2016 19:05

Tgt Ion	Resp	Lower	Upper
42	368856		
74	101.5	78.9	118.3
44	7.7	5.8	8.6

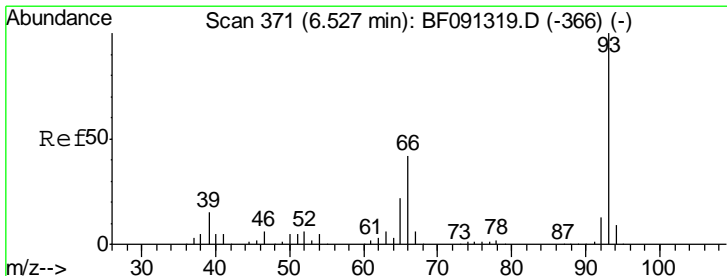
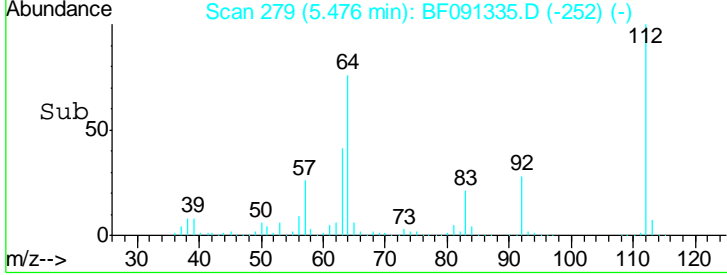
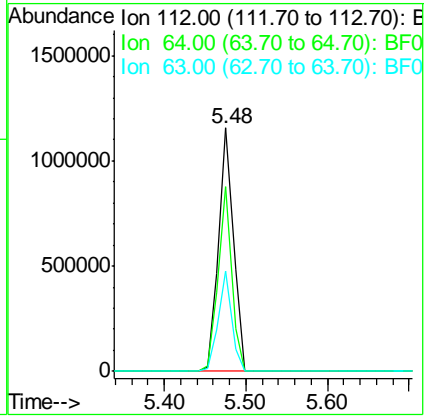
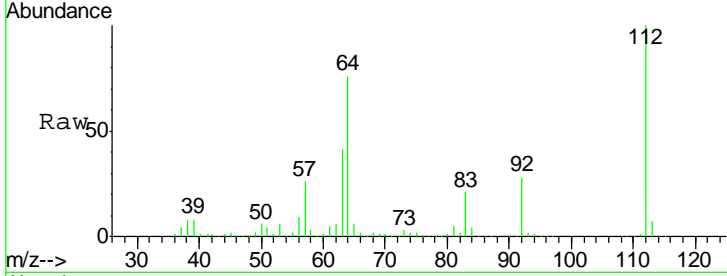




#5
 2-Fluorophenol
 Concen: 123.38 ng
 RT: 5.48 min Scan# 279
 Delta R.T. 0.01 min
 Lab File: BF091335.D
 Acq: 29 Nov 2016 19:05

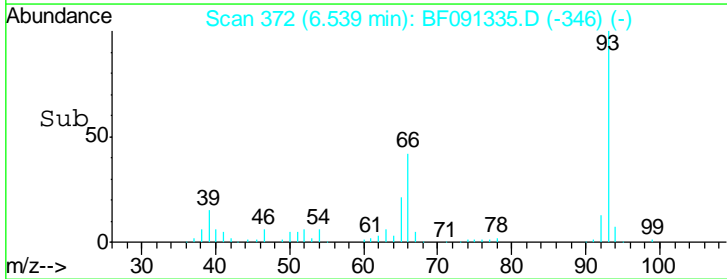
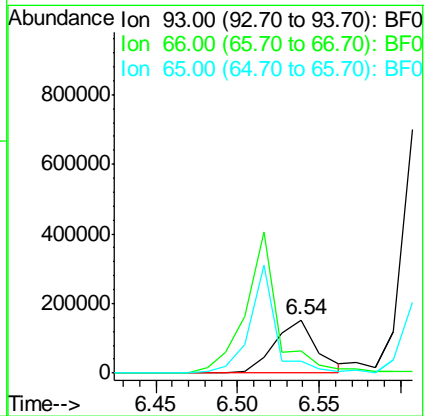
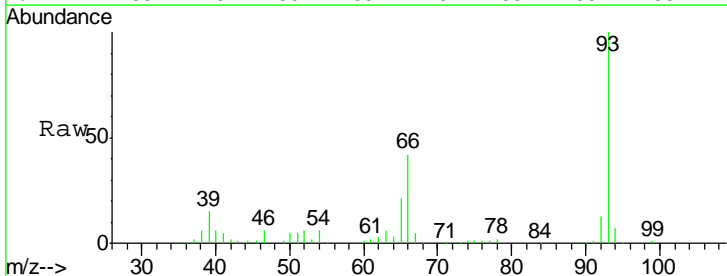
Instrument :
 BNA_F
 ClientSampleId :
 PHOENIX-BPMMSD

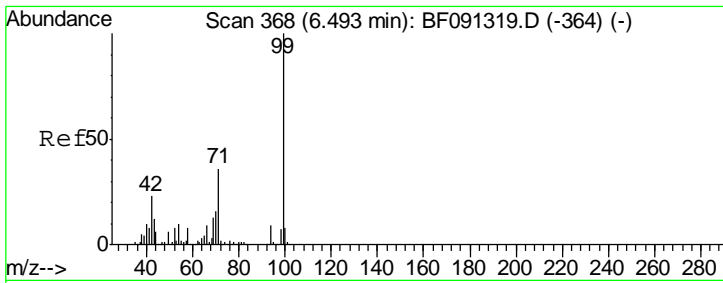
Tgt Ion	Resp	Lower	Upper
112	100		
64	75.9	61.5	92.3
63	41.2	33.3	49.9



#6
 Aniline
 Concen: 14.39 ng
 RT: 6.54 min Scan# 372
 Delta R.T. -0.01 min
 Lab File: BF091335.D
 Acq: 29 Nov 2016 19:05

Tgt Ion	Resp	Lower	Upper
93	100		
66	41.8	55.8	83.6#
65	21.5	29.9	44.9#

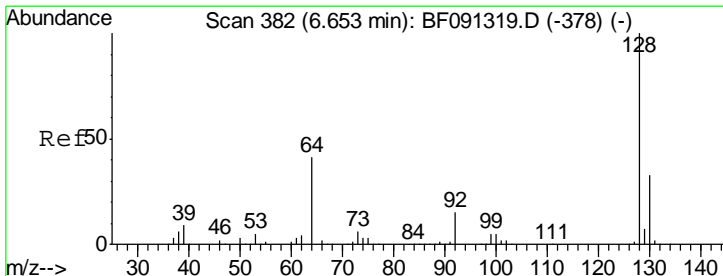
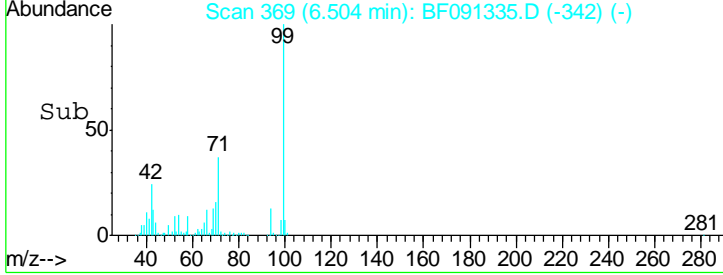
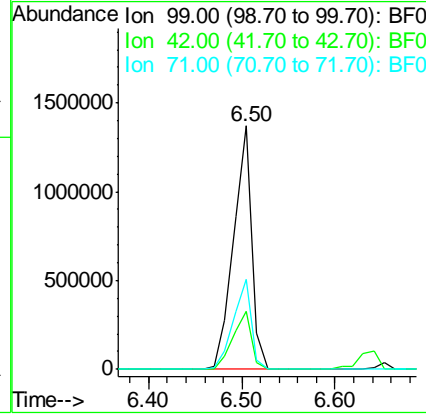
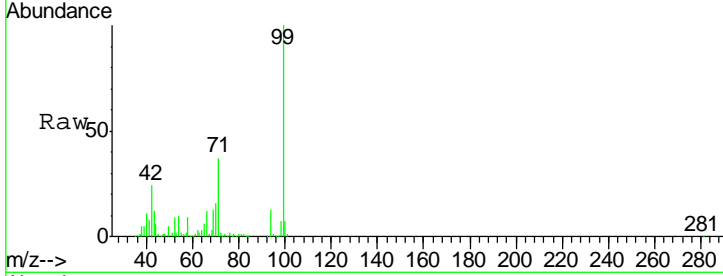




#7
 Phenol-d6
 Concen: 128.66 ng
 RT: 6.50 min Scan# 369
 Delta R.T. 0.01 min
 Lab File: BF091335.D
 Acq: 29 Nov 2016 19:05

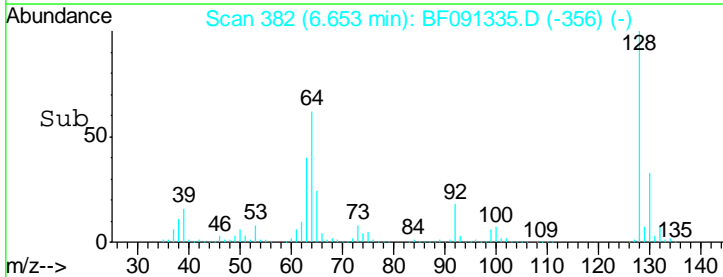
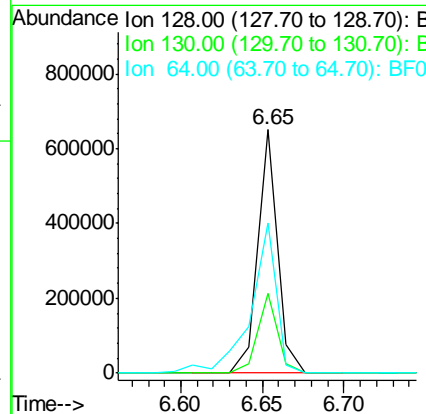
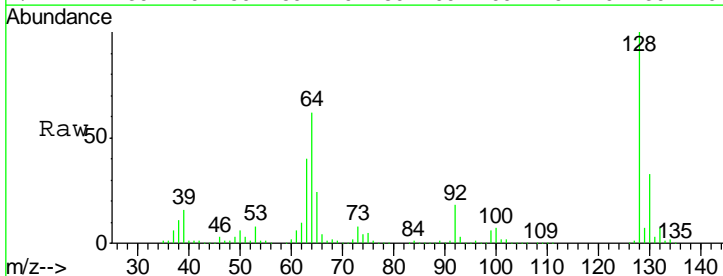
Instrument :
 BNA_F
ClientSampleId :
 PHOENIX-BPMMSD

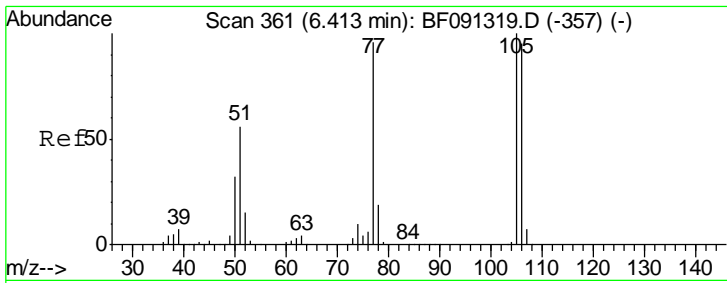
Tgt Ion	Resp	Lower	Upper
99	1874844		
42	23.8	20.6	31.0
71	37.1	29.9	44.9



#8
 2-Chlorophenol
 Concen: 42.22 ng
 RT: 6.65 min Scan# 382
 Delta R.T. -0.01 min
 Lab File: BF091335.D
 Acq: 29 Nov 2016 19:05

Tgt Ion	Resp	Lower	Upper
128	547994		
130	32.6	13.1	53.1
64	61.9	24.1	64.1

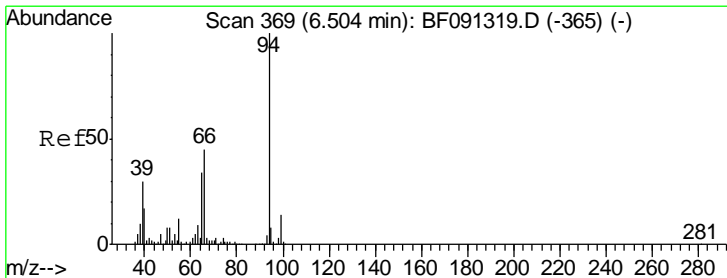
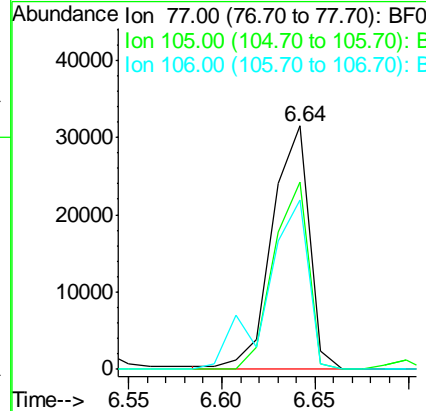
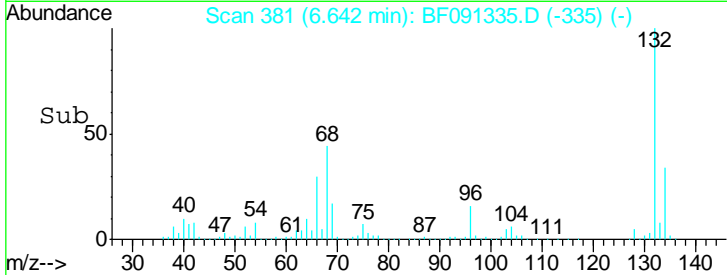
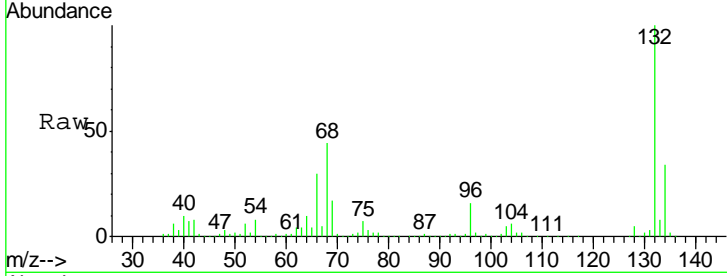




#9
Benzaldehyde
Concen: 4.64 ng
RT: 6.64 min Scan# 381
Delta R.T. 0.22 min
Lab File: BF091335.D
Acq: 29 Nov 2016 19:05

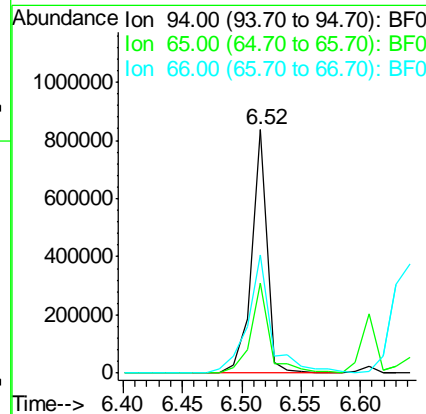
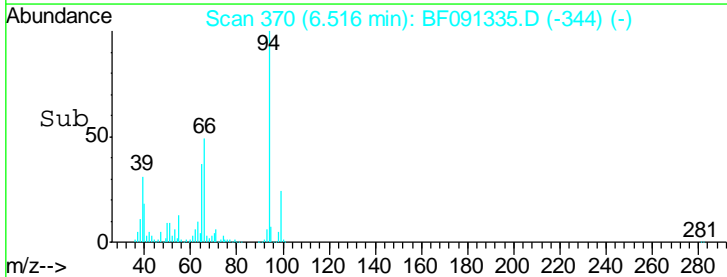
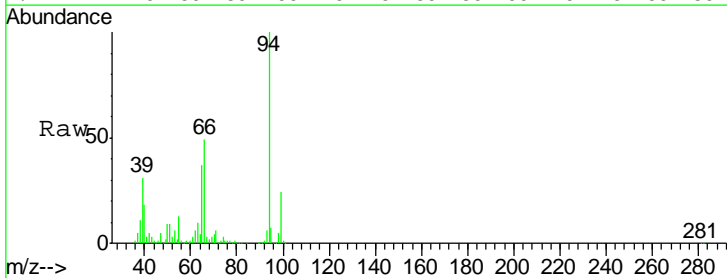
Instrument :
BNA_F
ClientSampleId :
PHOENIX-BPMMSD

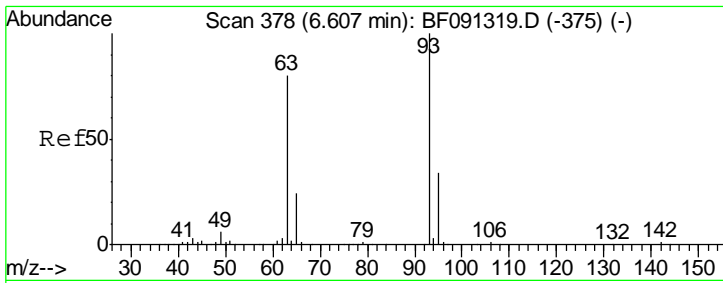
Tgt Ion	Resp	Lower	Upper
77	100		
105	76.7	66.4	106.4
106	69.8	60.9	100.9



#10
Phenol
Concen: 44.48 ng
RT: 6.52 min Scan# 370
Delta R.T. -0.01 min
Lab File: BF091335.D
Acq: 29 Nov 2016 19:05

Tgt Ion	Resp	Lower	Upper
94	100		
65	37.0	16.9	56.9
66	48.5	30.6	70.6

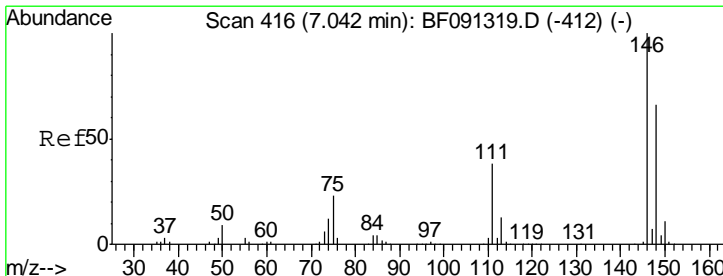
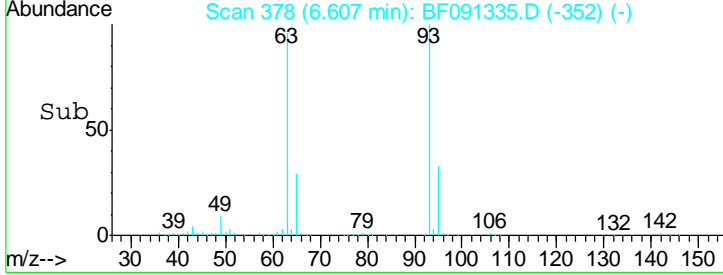
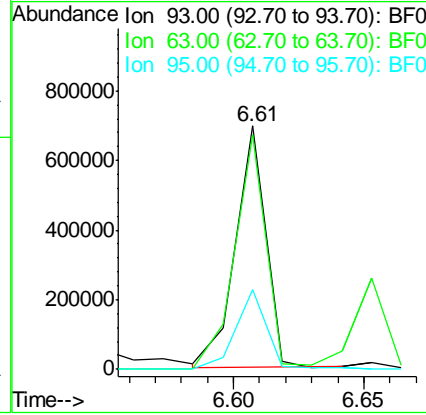
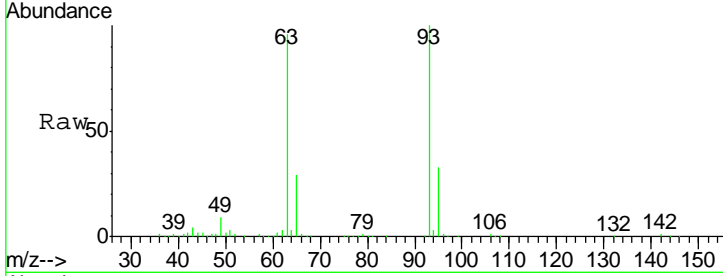




#11
 bis(2-Chloroethyl)ether
 Concen: 46.20 ng
 RT: 6.61 min Scan# 378
 Delta R.T. -0.01 min
 Lab File: BF091335.D
 Acq: 29 Nov 2016 19:05

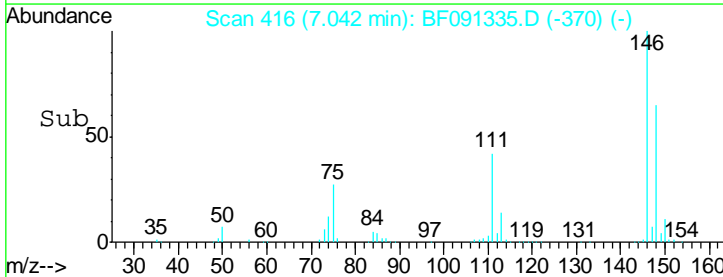
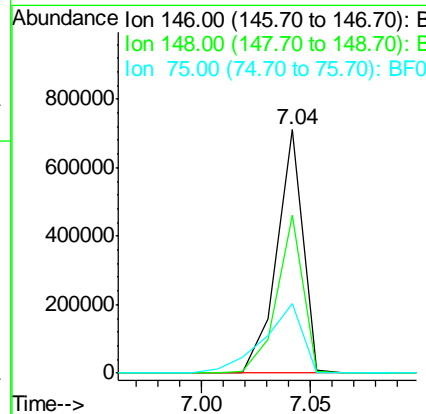
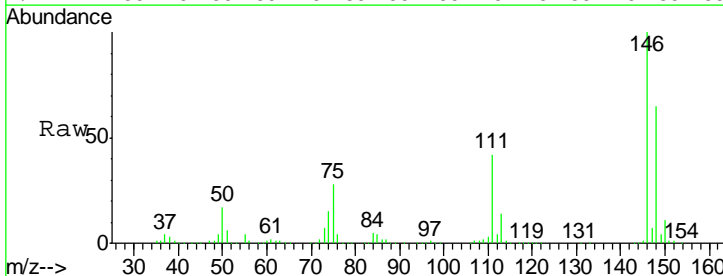
Instrument :
 BNA_F
ClientSampleId :
 PHOENIX-BPMMSD

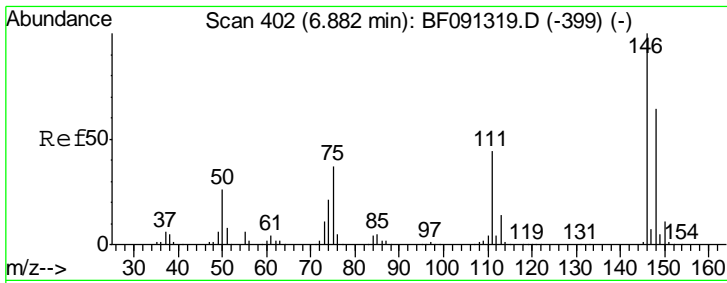
Tgt Ion	Resp	Lower	Upper
93	565983		
93	100		
63	96.3	74.8	114.8
95	32.8	12.4	52.4



#12
 1,3-Dichlorobenzene
 Concen: 41.75 ng
 RT: 7.04 min Scan# 416
 Delta R.T. 0.22 min
 Lab File: BF091335.D
 Acq: 29 Nov 2016 19:05

Tgt Ion	Resp	Lower	Upper
146	602826		
146	100		
148	64.7	51.4	77.0
75	28.4	23.6	35.4

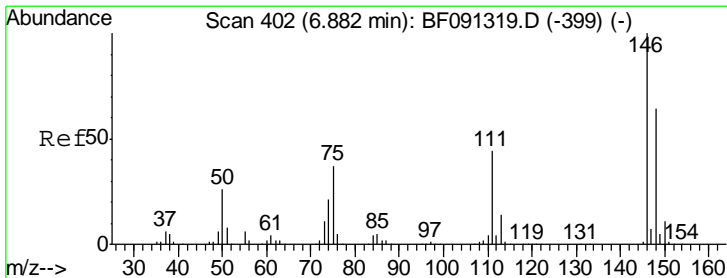
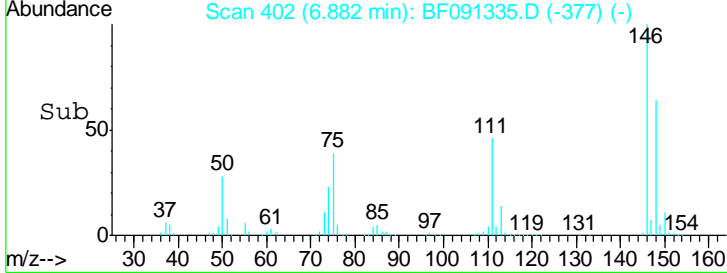
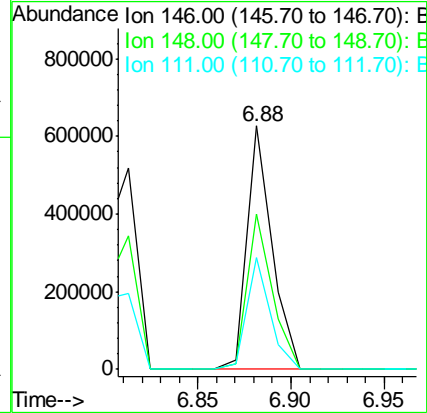
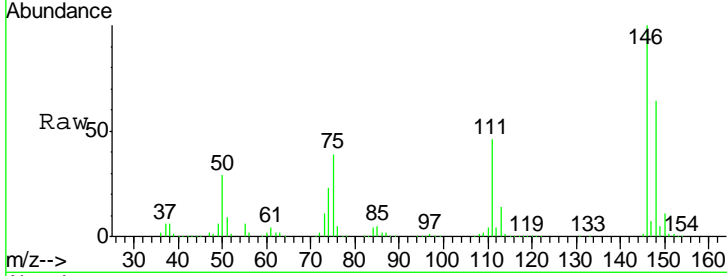




#13
 1,4-Dichlorobenzene
 Concen: 40.58 ng
 RT: 6.88 min Scan# 402
 Delta R.T. -0.02 min
 Lab File: BF091335.D
 Acq: 29 Nov 2016 19:05

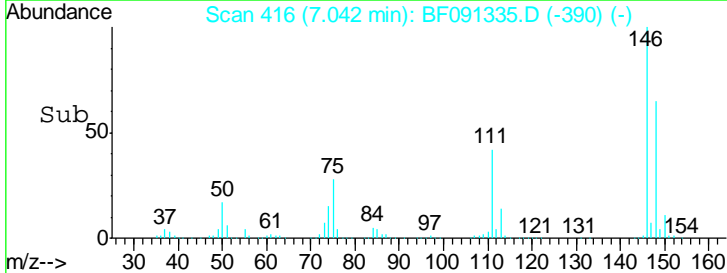
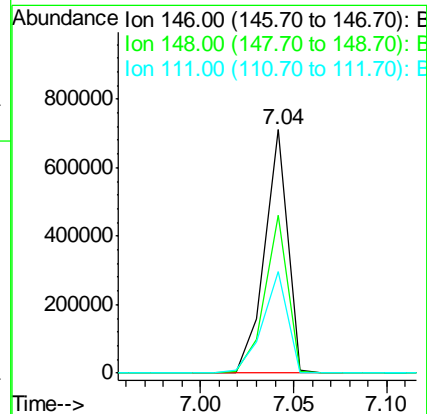
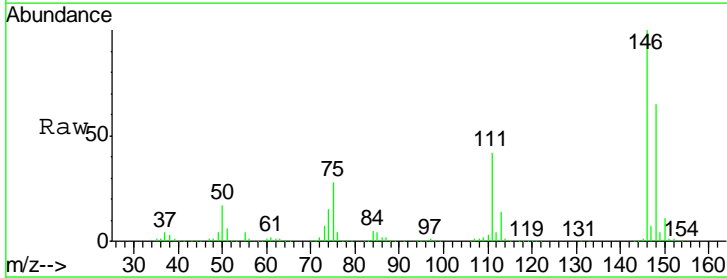
Instrument :
 BNA_F
ClientSampleId :
 PHOENIX-BPMMSD

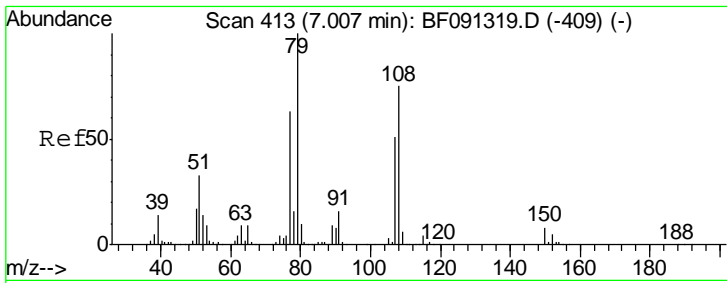
Tgt Ion	Resp	Lower	Upper
146	100		
148	64.0	51.4	77.0
111	46.0	32.2	48.2



#14
 1,2-Dichlorobenzene
 Concen: 45.07 ng
 RT: 7.04 min Scan# 416
 Delta R.T. -0.01 min
 Lab File: BF091335.D
 Acq: 29 Nov 2016 19:05

Tgt Ion	Resp	Lower	Upper
146	100		
148	64.7	51.0	76.6
111	41.8	38.9	58.3

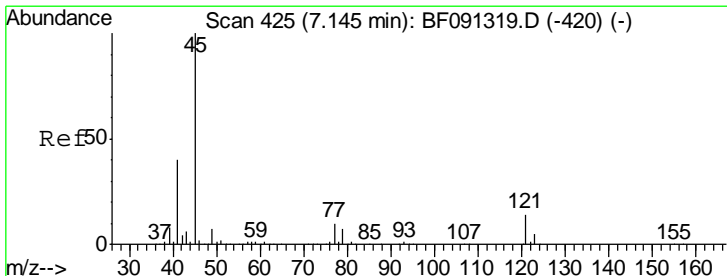
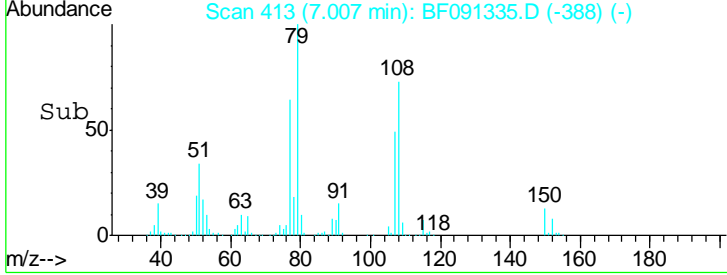
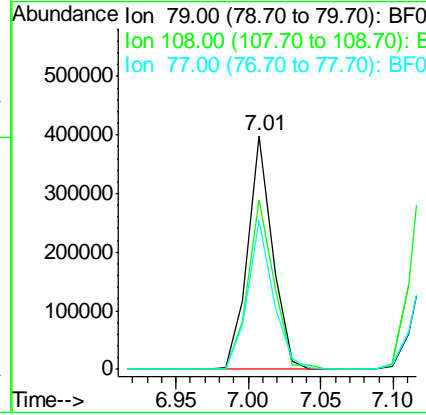
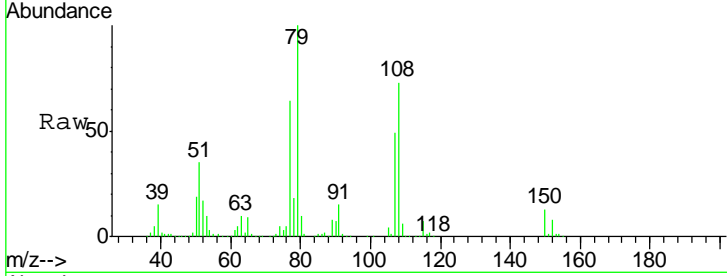




#15
 Benzyl Alcohol
 Concen: 40.95 ng
 RT: 7.01 min Scan# 413
 Delta R.T. -0.02 min
 Lab File: BF091335.D
 Acq: 29 Nov 2016 19:05

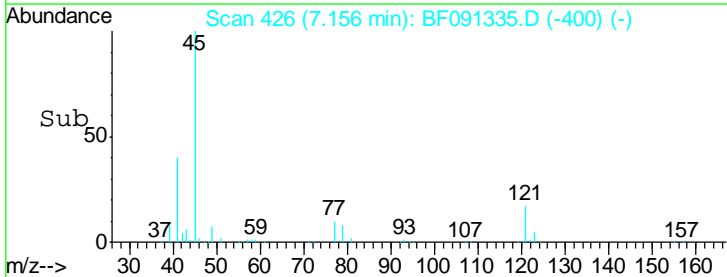
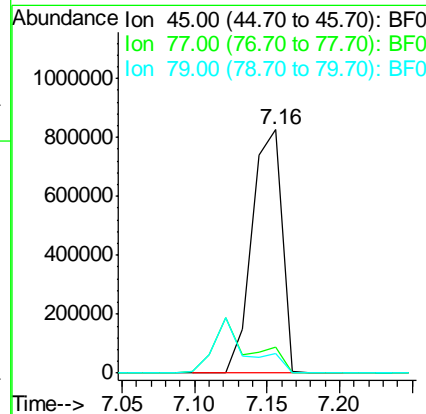
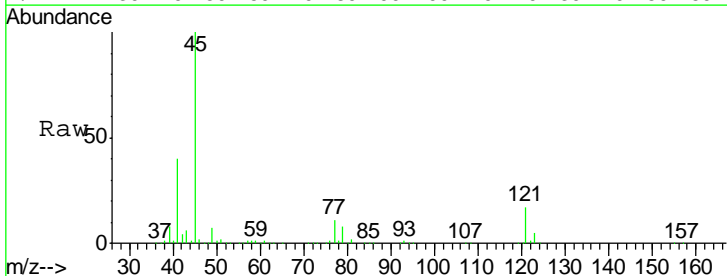
Instrument :
 BNA_F
ClientSampleId :
 PHOENIX-BPMMSD

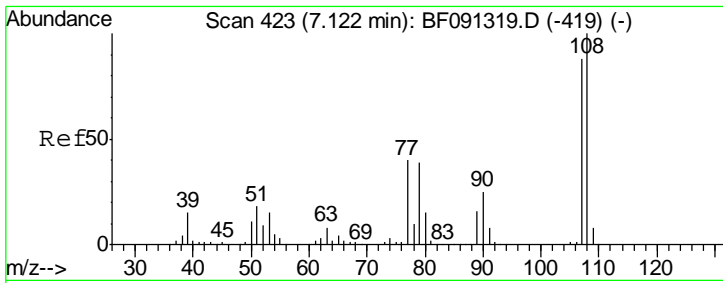
Tgt Ion	Resp	Lower	Upper
79	100		
108	72.6	62.7	94.1
77	63.8	51.7	77.5



#16
 2,2'-oxybis(1-Chloropropane)
 Concen: 44.91 ng
 RT: 7.16 min Scan# 426
 Delta R.T. -0.01 min
 Lab File: BF091335.D
 Acq: 29 Nov 2016 19:05

Tgt Ion	Resp	Lower	Upper
45	100		
77	10.8	3.8	43.8
79	8.0	0.2	40.2

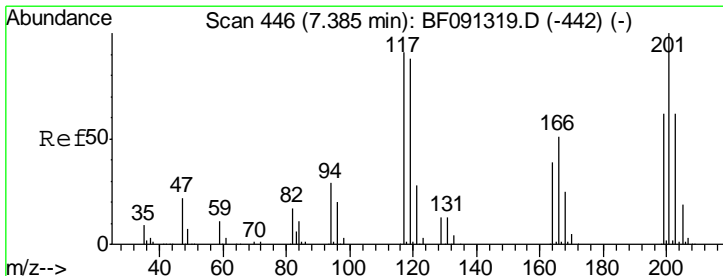
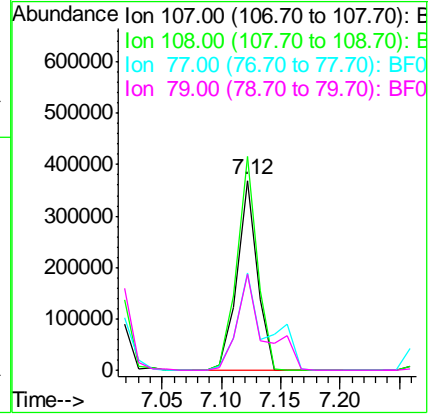
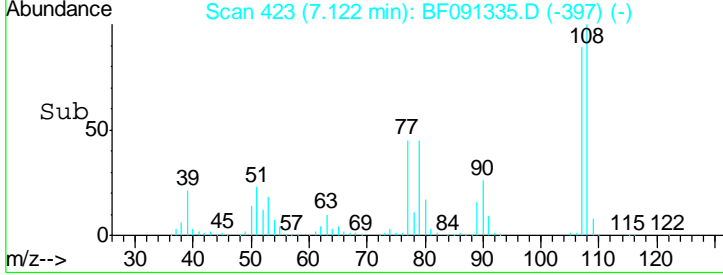
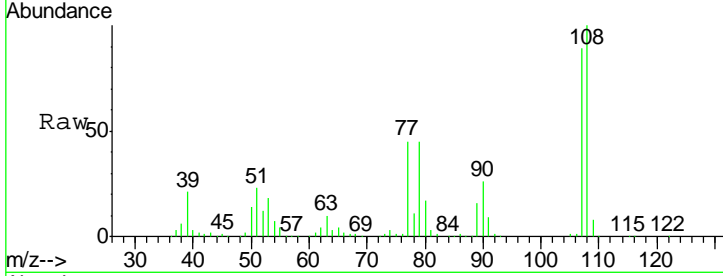




#17
 2-Methylphenol
 Concen: 42.87 ng
 RT: 7.12 min Scan# 423
 Delta R.T. -0.01 min
 Lab File: BF091335.D
 Acq: 29 Nov 2016 19:05

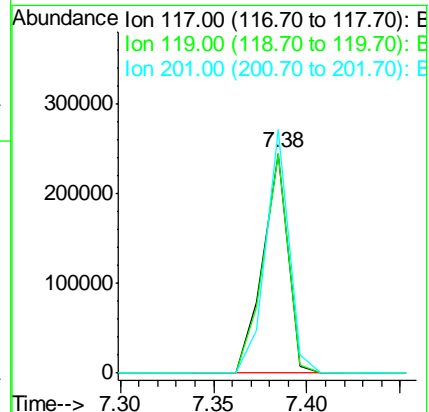
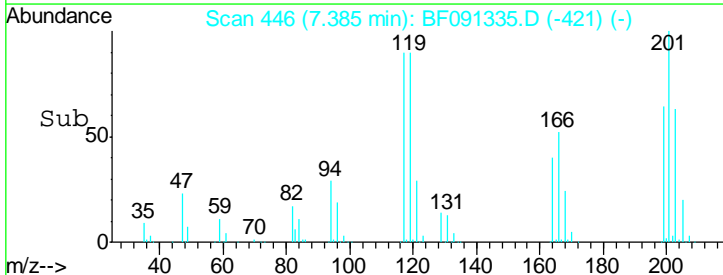
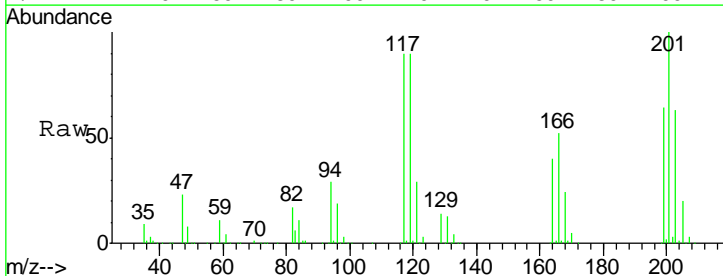
Instrument :
 BNA_F
 ClientSampleId :
 PHOENIX-BPMMSD

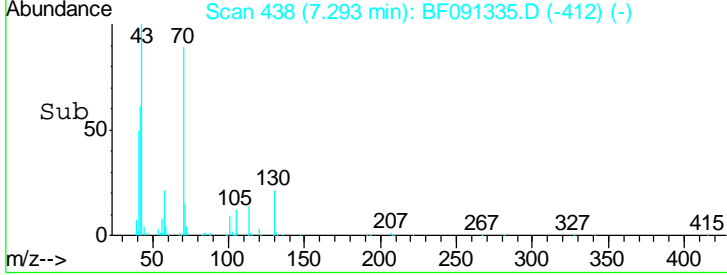
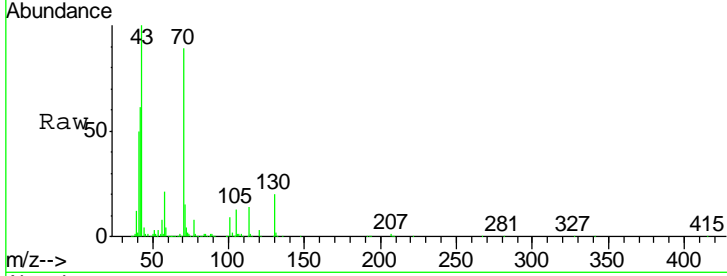
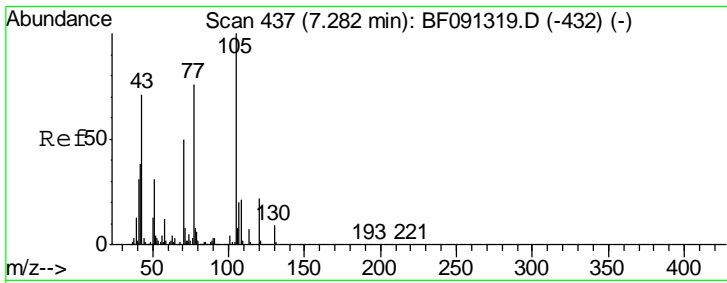
Tgt Ion	Resp	Lower	Upper
107	100		
108	112.4	67.7	101.5#
77	51.0	40.7	61.1
79	50.7	23.4	35.2#



#18
 Hexachloroethane
 Concen: 44.73 ng
 RT: 7.38 min Scan# 446
 Delta R.T. -0.02 min
 Lab File: BF091335.D
 Acq: 29 Nov 2016 19:05

Tgt Ion	Resp	Lower	Upper
117	100		
119	99.7	78.6	118.0
201	110.8	86.7	130.1

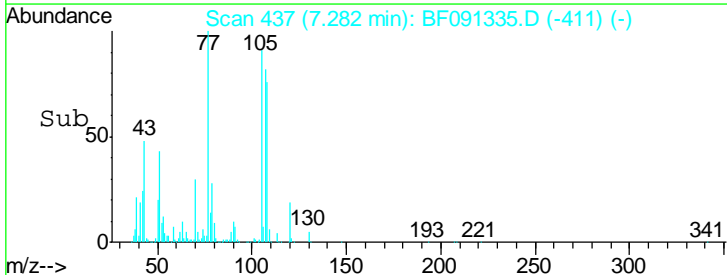
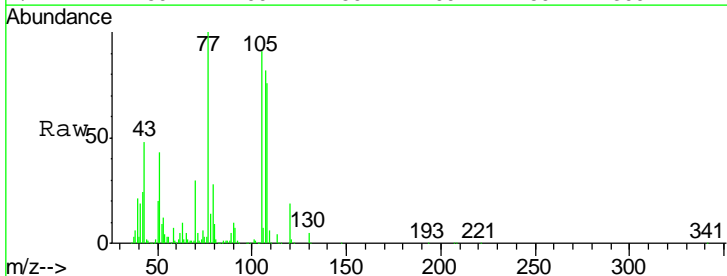
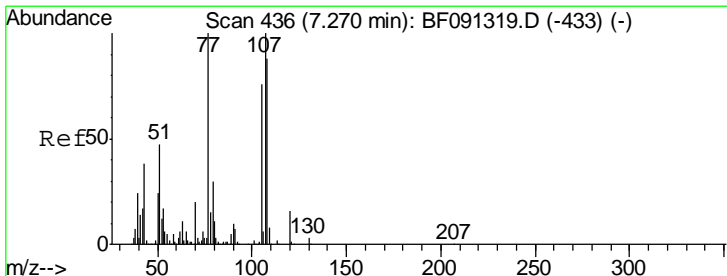
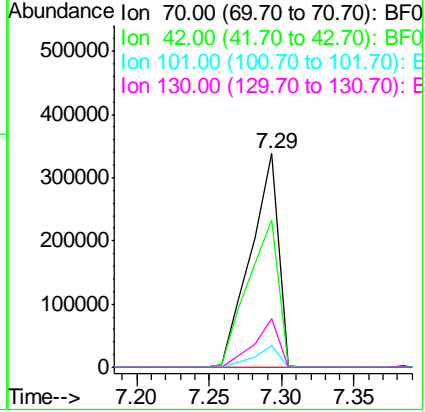




#19
 n-Nitroso-di-n-propylamine
 Concen: 49.00 ng
 RT: 7.29 min Scan# 438
 Delta R.T. -0.01 min
 Lab File: BF091335.D
 Acq: 29 Nov 2016 19:05

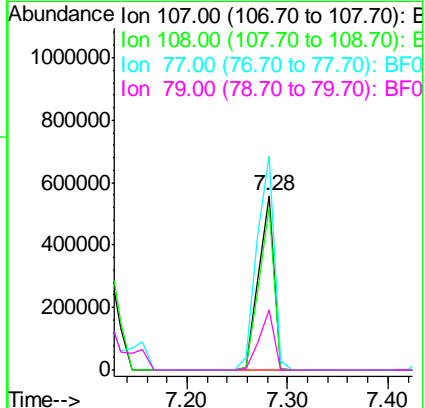
Instrument :
 BNA_F
ClientSampleId :
 PHOENIX-BPMMSD

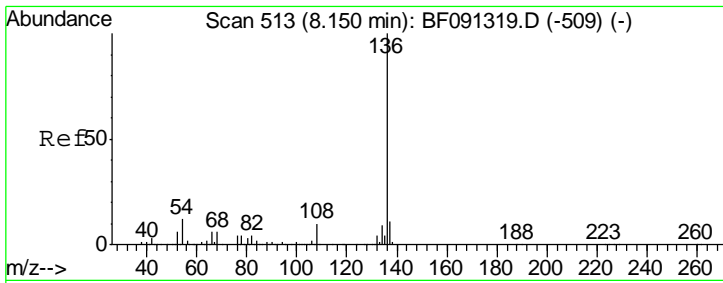
Tgt Ion	Resp	Lower	Upper
70	100		
42	68.7	64.8	97.2
101	10.4	6.2	9.4#
130	23.1	11.7	17.5#



#20
 3+4-Methylphenols
 Concen: 47.41 ng
 RT: 7.28 min Scan# 437
 Delta R.T. -0.01 min
 Lab File: BF091335.D
 Acq: 29 Nov 2016 19:05

Tgt Ion	Resp	Lower	Upper
107	100		
108	93.4	64.6	104.6
77	122.4	30.9	70.9#
79	34.1	9.3	49.3

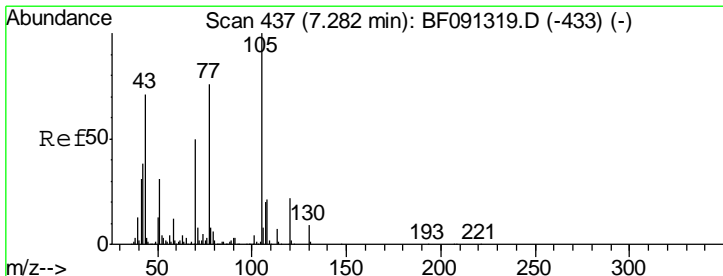
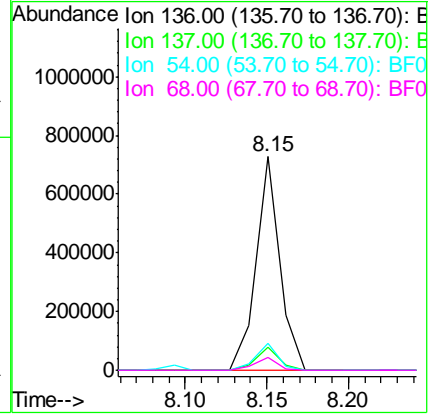
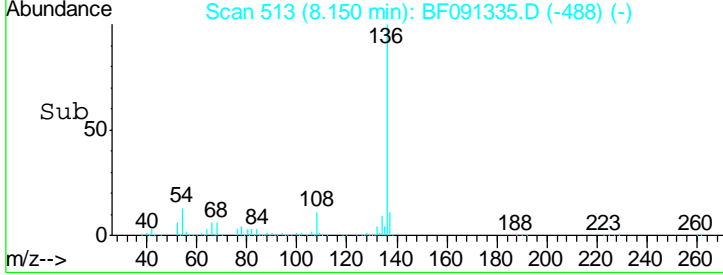
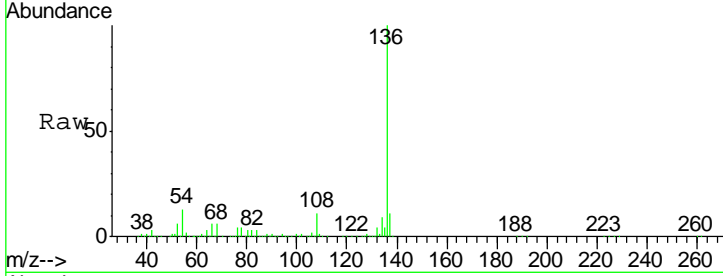




#21
 Naphthalene-d8
 Concen: 20.00 ng
 RT: 8.15 min Scan# 513
 Delta R.T. -0.02 min
 Lab File: BF091335.D
 Acq: 29 Nov 2016 19:05

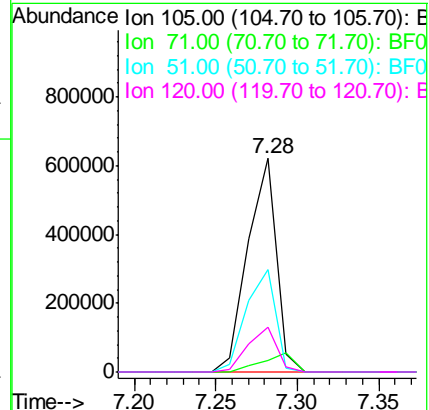
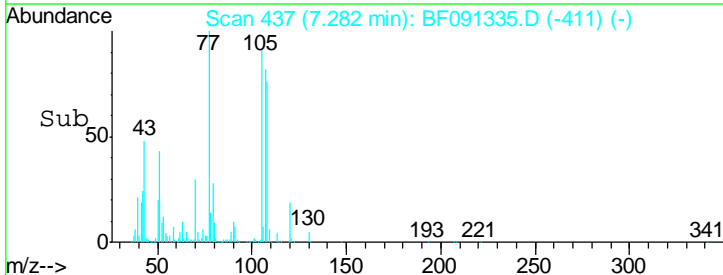
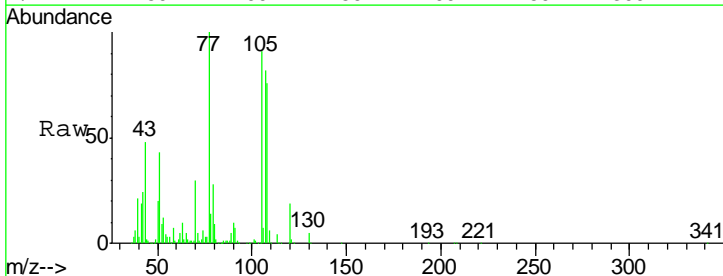
Instrument :
 BNA_F
 ClientSampleId :
 PHOENIX-BPMMSD

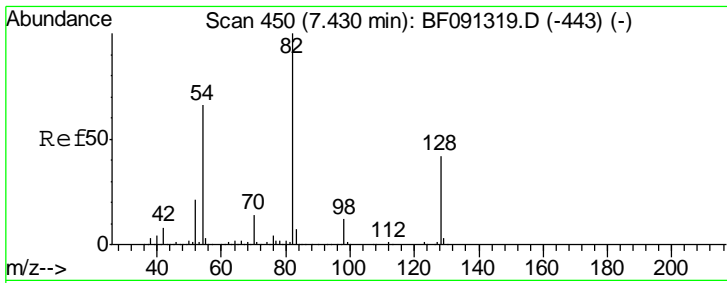
Tgt Ion	Resp	Lower	Upper
136	100		
137	11.0	9.1	13.7
54	12.6	9.1	13.7
68	5.9	5.9	8.9#



#22
 Acetophenone
 Concen: 43.33 ng
 RT: 7.28 min Scan# 437
 Delta R.T. -0.01 min
 Lab File: BF091335.D
 Acq: 29 Nov 2016 19:05

Tgt Ion	Resp	Lower	Upper
105	100		
71	5.3	7.9	11.9#
51	47.7	24.5	36.7#
120	21.0	16.6	24.8

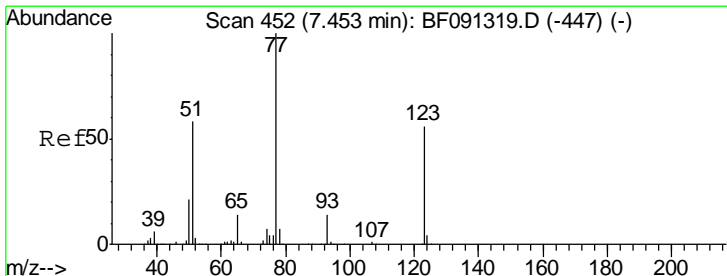
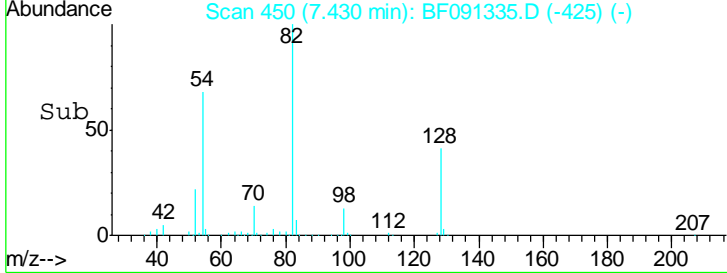
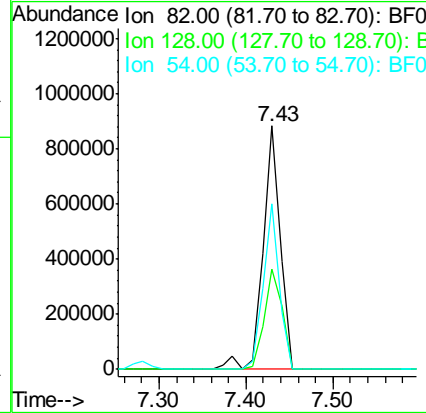
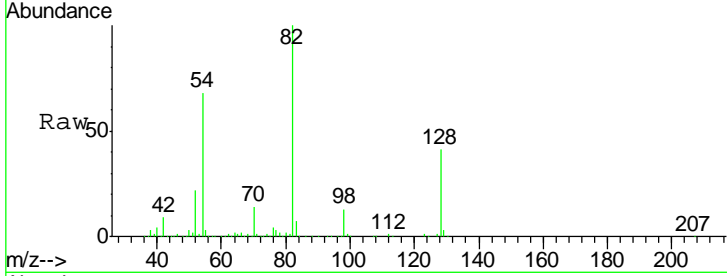




#23
 Nitrobenzene-d5
 Concen: 93.96 ng
 RT: 7.43 min Scan# 450
 Delta R.T. -0.02 min
 Lab File: BF091335.D
 Acq: 29 Nov 2016 19:05

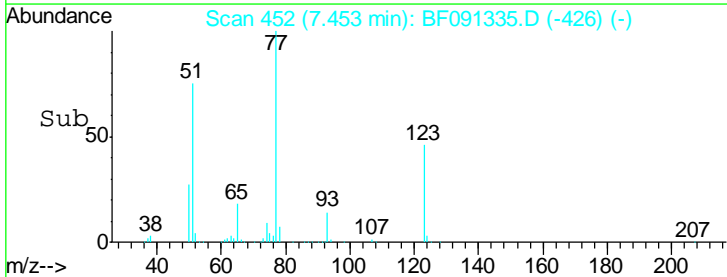
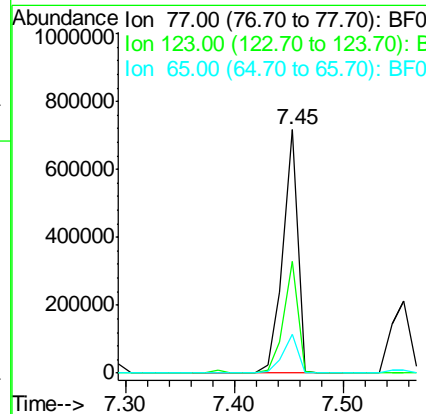
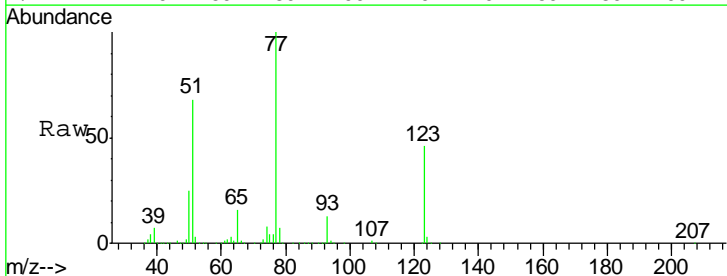
Instrument :
 BNA_F
ClientSampleId :
 PHOENIX-BPMMSD

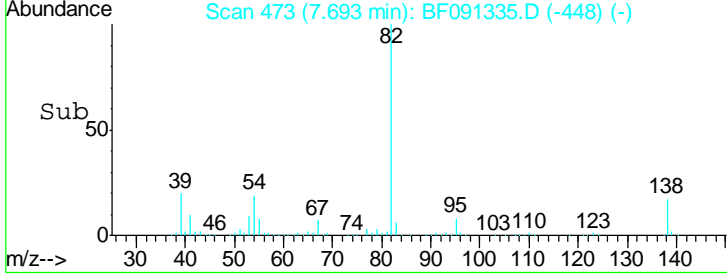
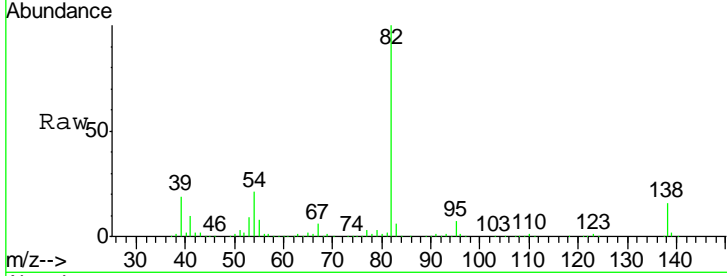
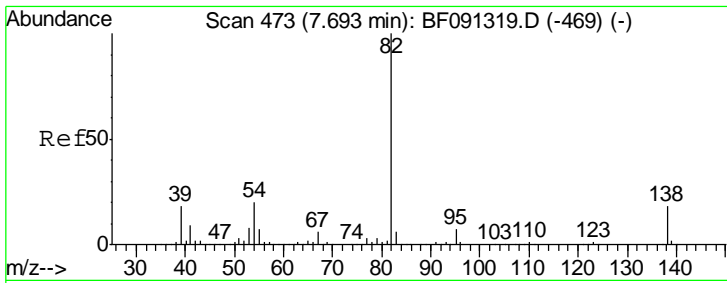
Tgt Ion	Resp	Lower	Upper
82	100		
128	41.1	31.8	47.6
54	67.9	49.1	73.7



#24
 Nitrobenzene
 Concen: 50.43 ng
 RT: 7.45 min Scan# 452
 Delta R.T. -0.01 min
 Lab File: BF091335.D
 Acq: 29 Nov 2016 19:05

Tgt Ion	Resp	Lower	Upper
77	100		
123	46.1	28.5	42.7#
65	15.8	12.5	18.7

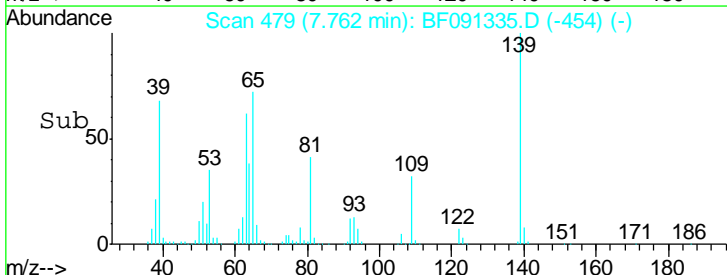
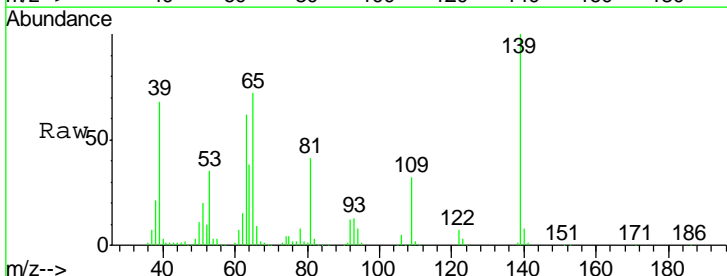
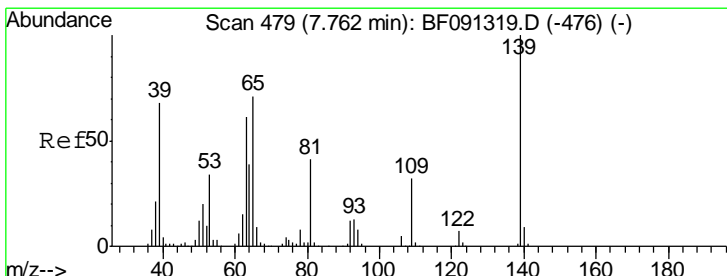
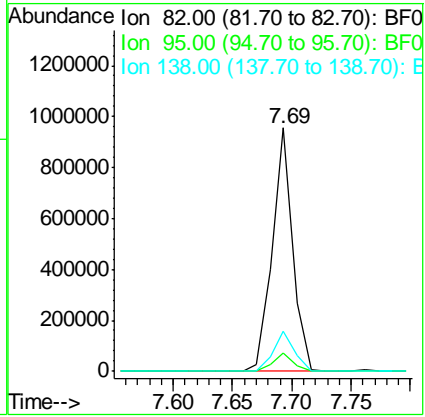




#25
 Isophorone
 Concen: 48.89 ng
 RT: 7.69 min Scan# 473
 Delta R.T. -0.02 min
 Lab File: BF091335.D
 Acq: 29 Nov 2016 19:05

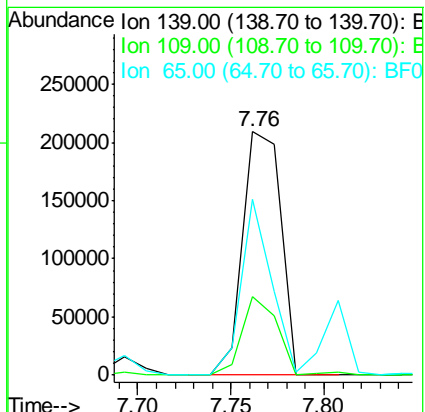
Instrument :
 BNA_F
 ClientSampleId :
 PHOENIX-BPMMSD

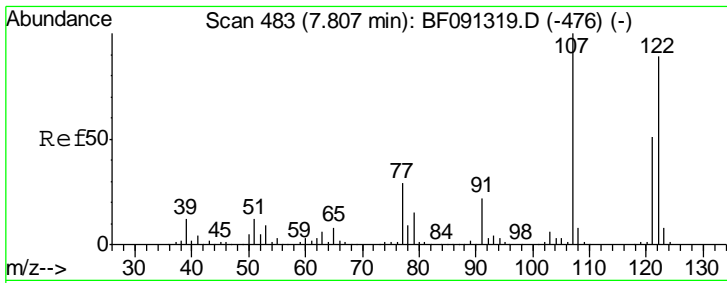
Tgt Ion	Resp	Lower	Upper
82	1135849		
95	7.3	5.7	8.5
138	16.3	13.4	20.0



#26
 2-Nitrophenol
 Concen: 48.41 ng
 RT: 7.76 min Scan# 479
 Delta R.T. -0.02 min
 Lab File: BF091335.D
 Acq: 29 Nov 2016 19:05

Tgt Ion	Resp	Lower	Upper
139	296203		
109	32.2	25.3	37.9
65	72.1	55.4	83.2

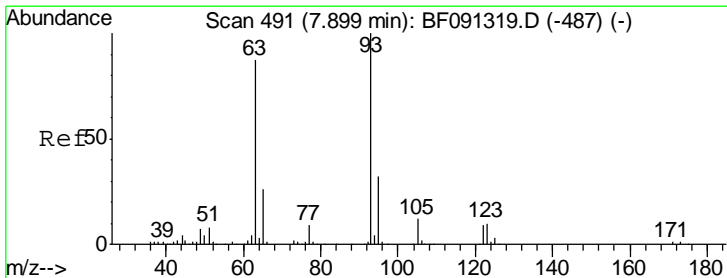
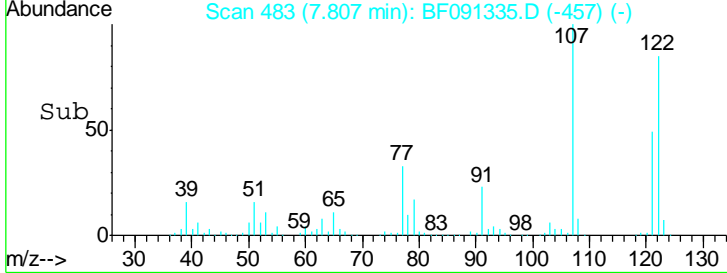
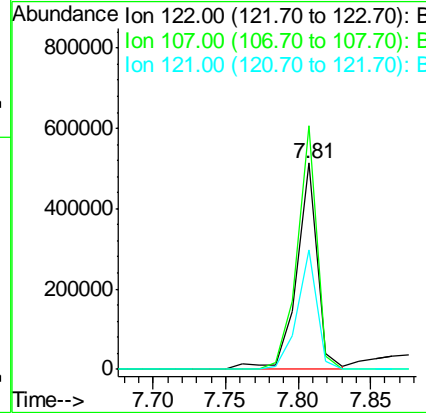
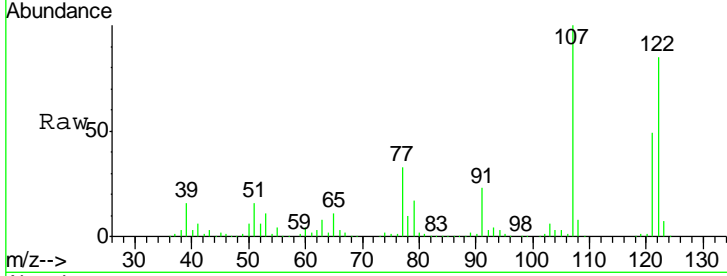




#27
 2,4-Dimethylphenol
 Concen: 44.58 ng
 RT: 7.81 min Scan# 483
 Delta R.T. -0.01 min
 Lab File: BF091335.D
 Acq: 29 Nov 2016 19:05

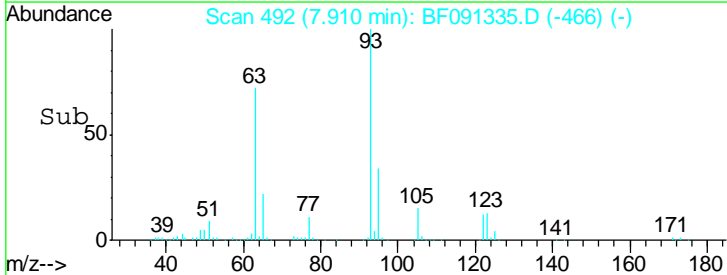
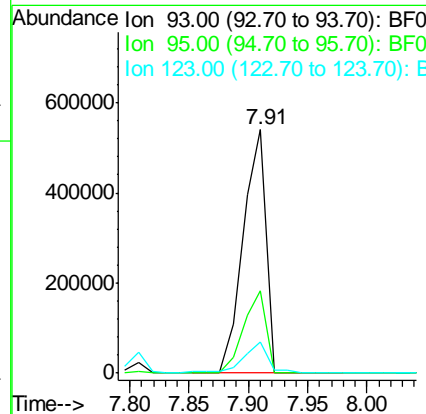
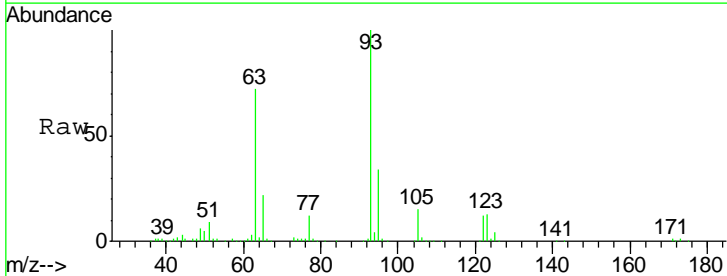
Instrument :
 BNA_F
 ClientSampleId :
 PHOENIX-BPMMSD

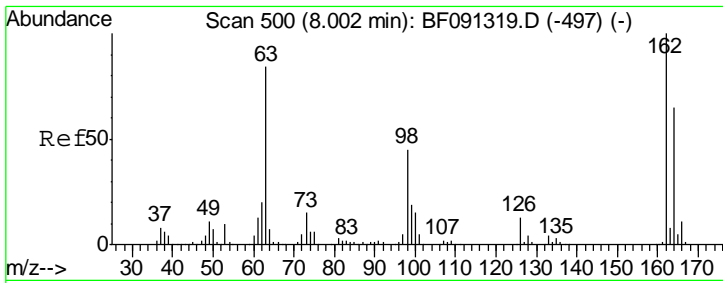
Tgt Ion	Resp	Lower	Upper
122	510270		
107	118.2	96.8	145.2
121	58.1	47.7	71.5



#28
 bis(2-Chloroethoxy)methane
 Concen: 51.51 ng
 RT: 7.91 min Scan# 492
 Delta R.T. -0.01 min
 Lab File: BF091335.D
 Acq: 29 Nov 2016 19:05

Tgt Ion	Resp	Lower	Upper
93	720263		
95	33.6	26.0	39.0
123	13.0	8.6	12.8#

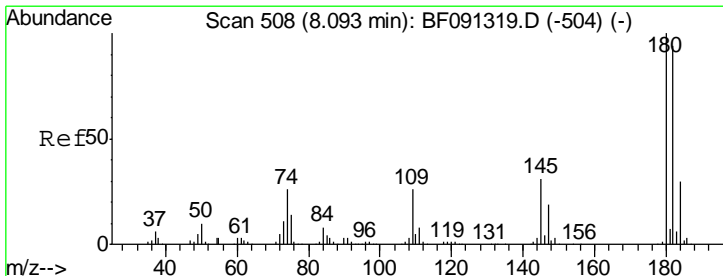
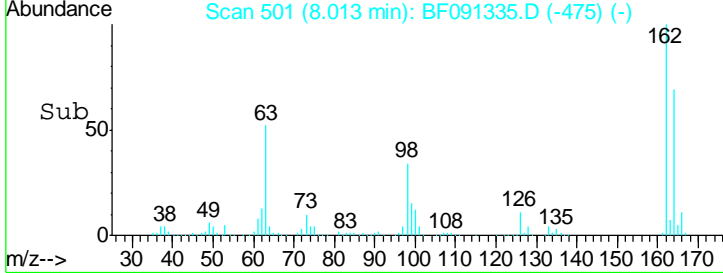
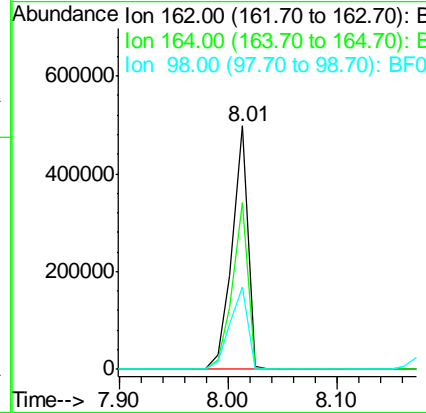
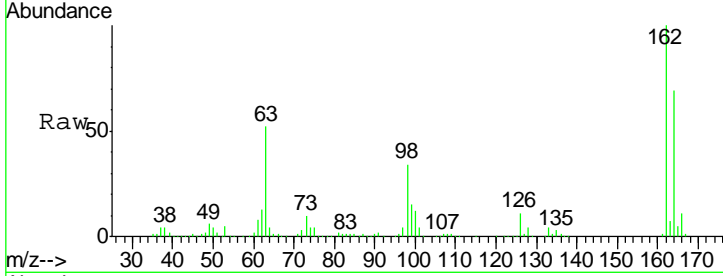




#29
 2,4-Dichlorophenol
 Concen: 49.63 ng
 RT: 8.01 min Scan# 501
 Delta R.T. -0.01 min
 Lab File: BF091335.D
 Acq: 29 Nov 2016 19:05

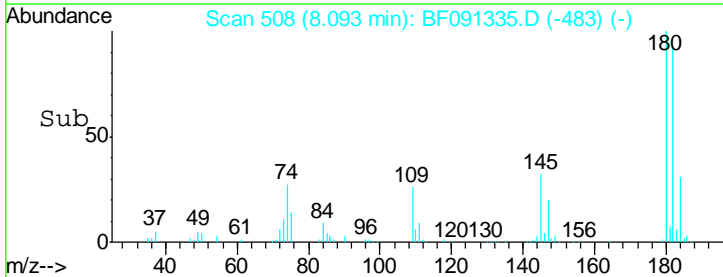
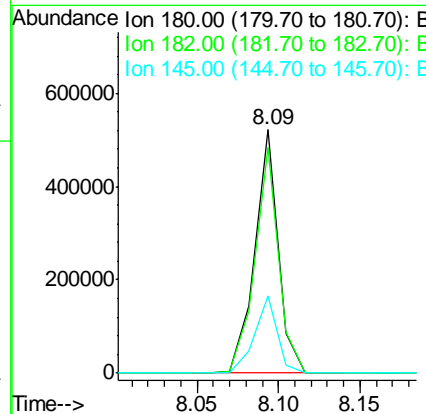
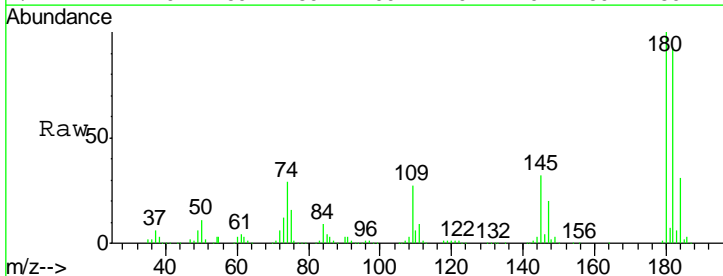
Instrument :
 BNA_F
 ClientSampleId :
 PHOENIX-BPMMSD

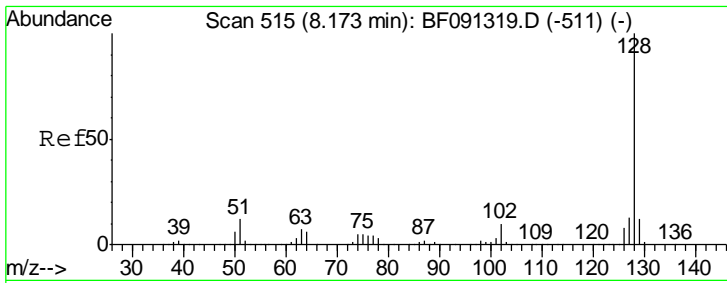
Tgt Ion	Resp	Lower	Upper
162	499745		
162	100		
164	68.6	45.0	85.0
98	33.9	21.3	61.3



#30
 1,2,4-Trichlorobenzene
 Concen: 45.89 ng
 RT: 8.09 min Scan# 508
 Delta R.T. -0.02 min
 Lab File: BF091335.D
 Acq: 29 Nov 2016 19:05

Tgt Ion	Resp	Lower	Upper
180	518048		
180	100		
182	92.9	75.8	113.8
145	31.8	27.0	40.4



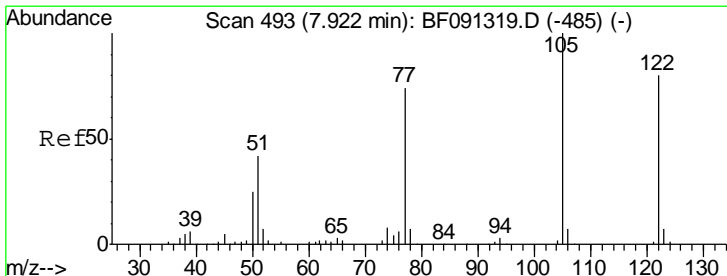
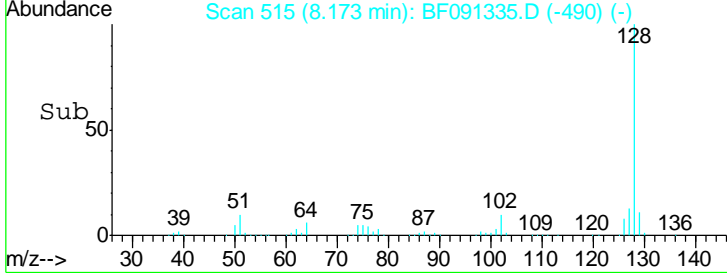
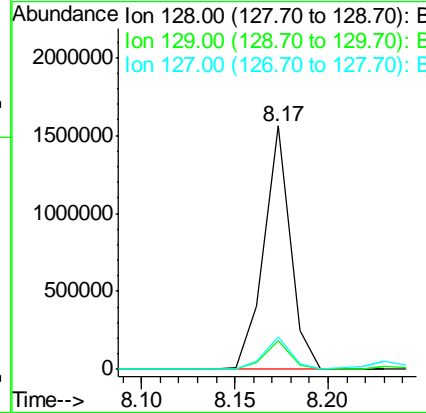
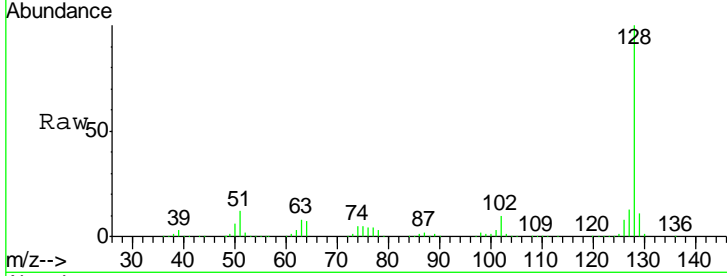


#31
 Naphthalene
 Concen: 43.64 ng
 RT: 8.17 min Scan# 515
 Delta R.T. -0.02 min
 Lab File: BF091335.D
 Acq: 29 Nov 2016 19:05

Instrument :
 BNA_F
 ClientSampleId :
 PHOENIX-BPMMSD

Tgt Ion:128 Resp: 1524184

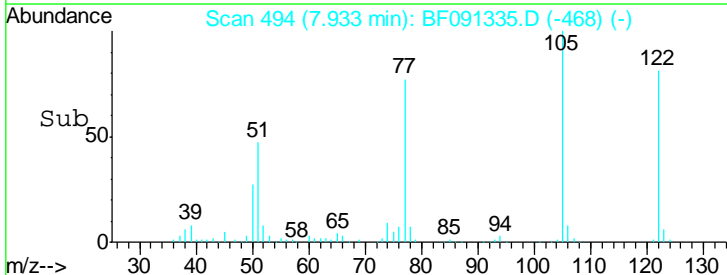
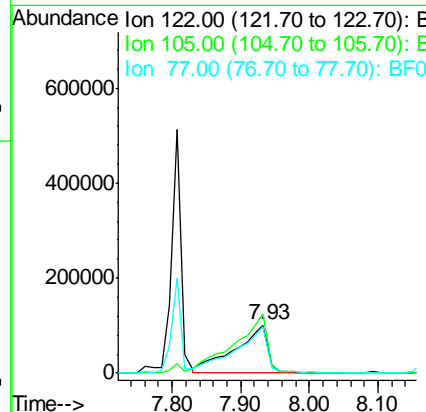
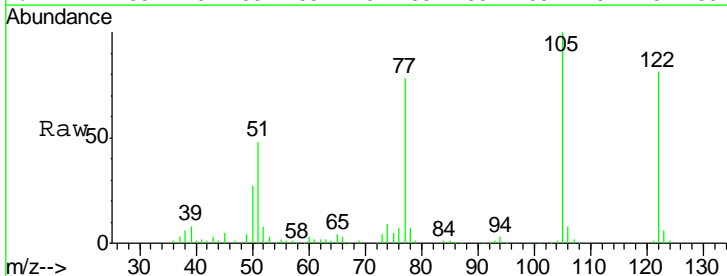
Ion	Ratio	Lower	Upper
128	100		
129	11.5	9.1	13.7
127	13.5	11.0	16.4

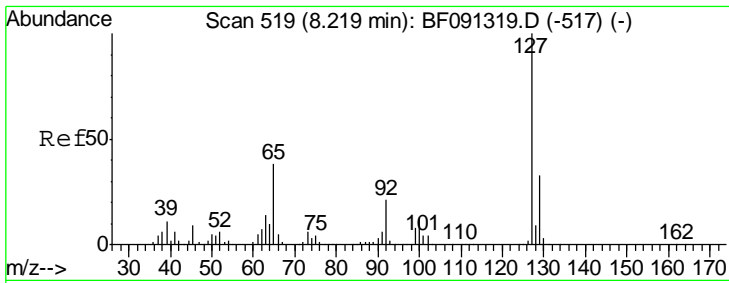


#32
 Benzoic acid
 Concen: 39.81 ng
 RT: 7.93 min Scan# 494
 Delta R.T. -0.00 min
 Lab File: BF091335.D
 Acq: 29 Nov 2016 19:05

Tgt Ion:122 Resp: 335859

Ion	Ratio	Lower	Upper
122	100		
105	122.7	113.0	153.0
77	96.0	82.0	122.0

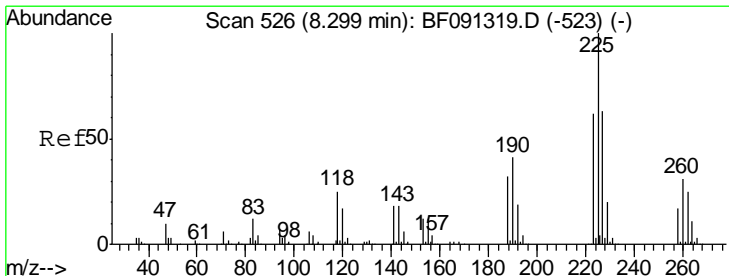
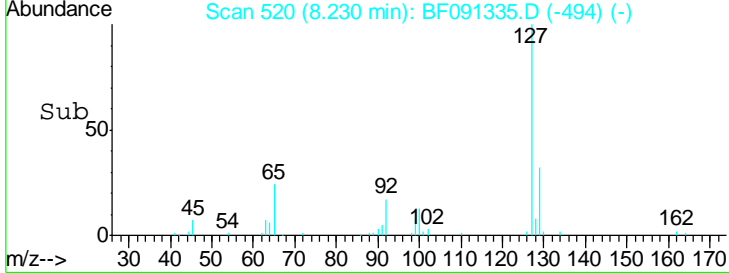
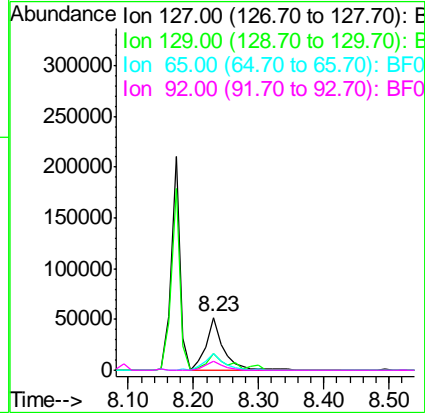
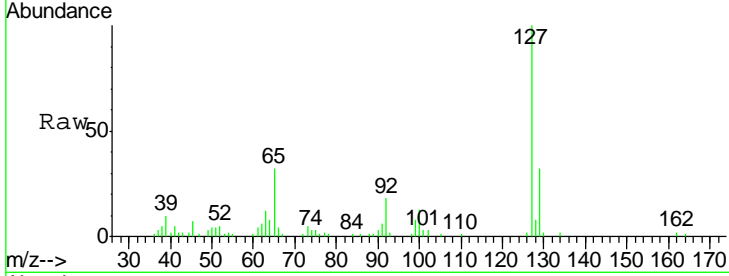




#33
 4-Chloroaniline
 Concen: 6.55 ng
 RT: 8.23 min Scan# 520
 Delta R.T. -0.01 min
 Lab File: BF091335.D
 Acq: 29 Nov 2016 19:05

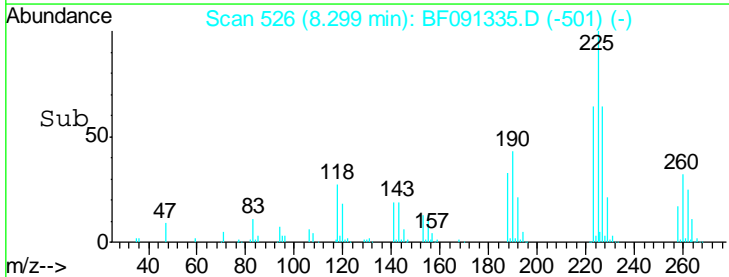
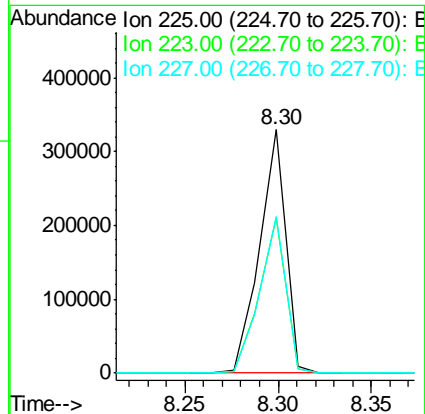
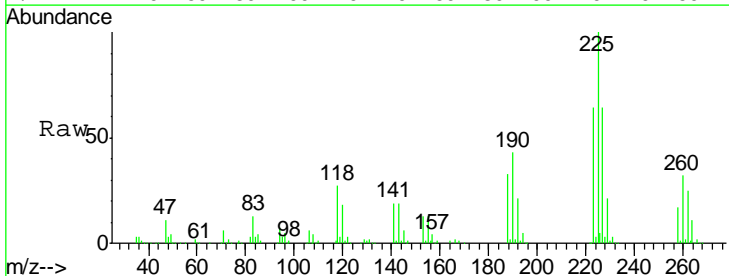
Instrument :
 BNA_F
ClientSampleId :
 PHOENIX-BPMMSD

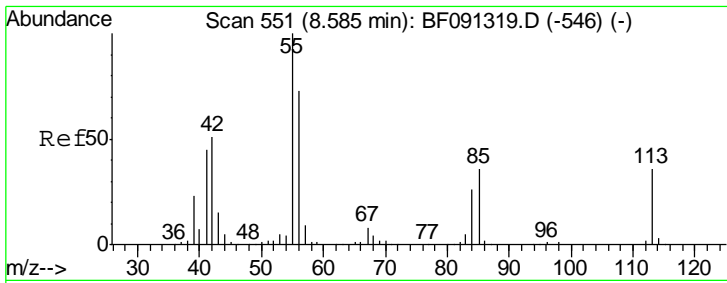
Tgt Ion	Resp	Lower	Upper
127	97778		
129	31.8	26.2	39.4
65	32.4	26.6	39.8
92	18.1	15.4	23.0



#34
 Hexachlorobutadiene
 Concen: 45.93 ng
 RT: 8.30 min Scan# 526
 Delta R.T. -0.02 min
 Lab File: BF091335.D
 Acq: 29 Nov 2016 19:05

Tgt Ion	Resp	Lower	Upper
225	318841		
223	63.7	49.8	74.6
227	64.3	52.6	79.0

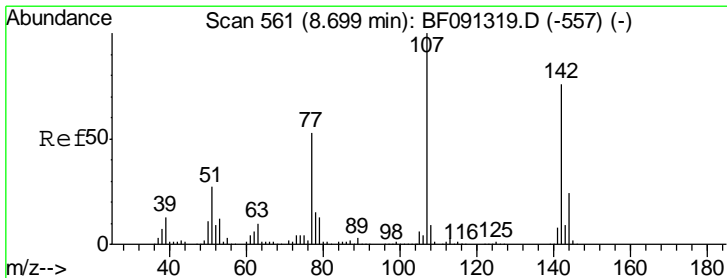
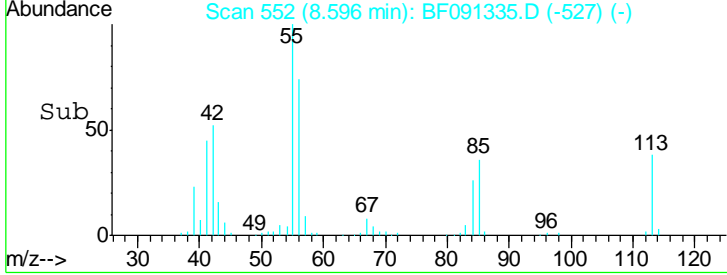
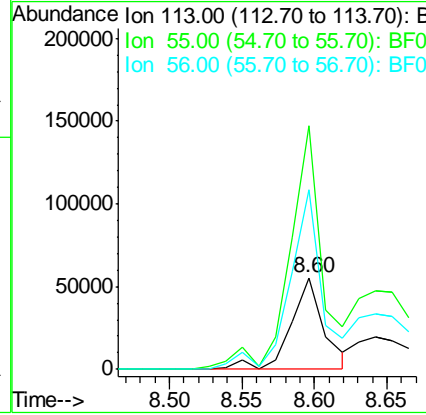
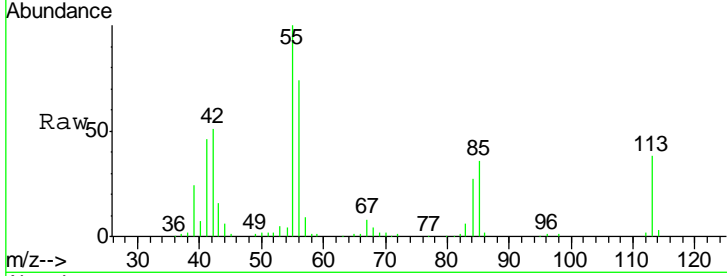




#35
 Caprolactam
 Concen: 30.19 ng
 RT: 8.60 min Scan# 552
 Delta R.T. -0.02 min
 Lab File: BF091335.D
 Acq: 29 Nov 2016 19:05

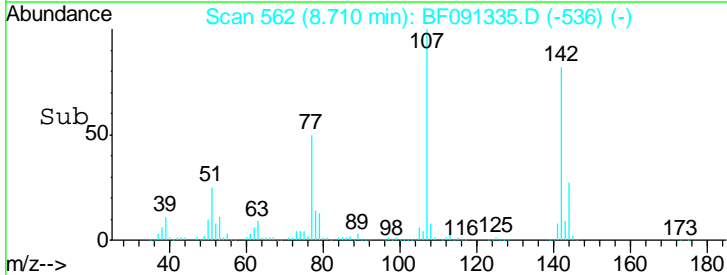
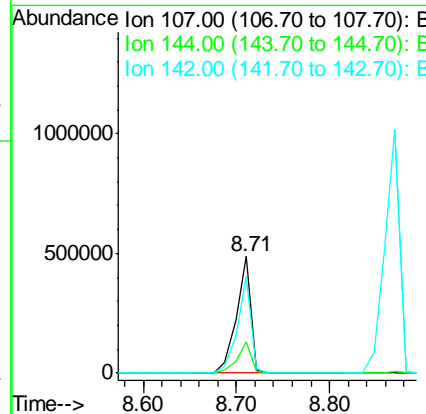
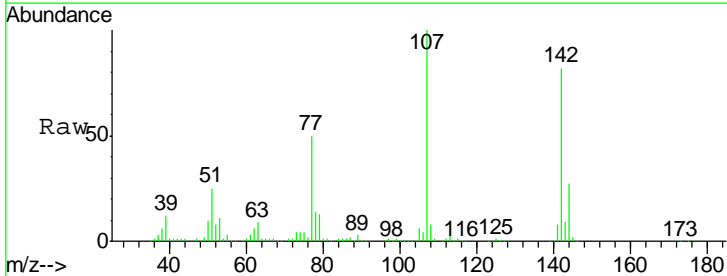
Instrument :
 BNA_F
ClientSampleId :
 PHOENIX-BPMMSD

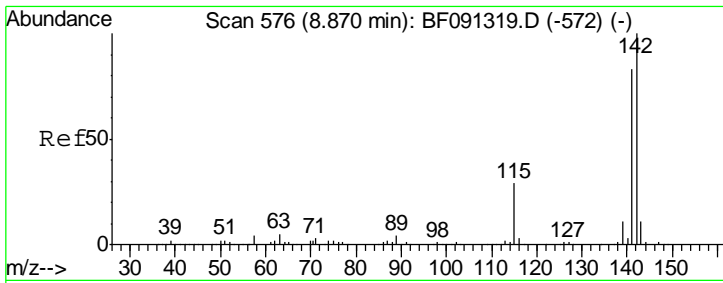
Tgt Ion	Resp	Lower	Upper
113	100		
55	265.3	239.8	279.8
56	195.4	165.6	205.6



#36
 4-Chloro-3-methylphenol
 Concen: 48.66 ng
 RT: 8.71 min Scan# 562
 Delta R.T. -0.01 min
 Lab File: BF091335.D
 Acq: 29 Nov 2016 19:05

Tgt Ion	Resp	Lower	Upper
107	100		
144	26.9	18.9	28.3
142	82.4	58.5	87.7

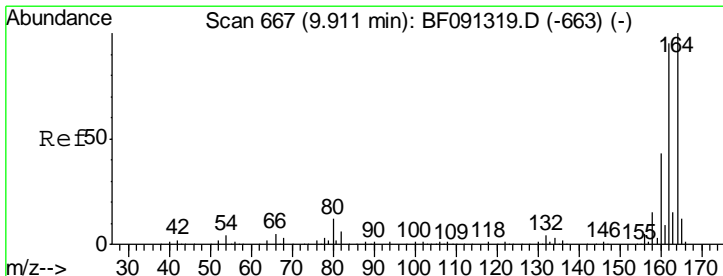
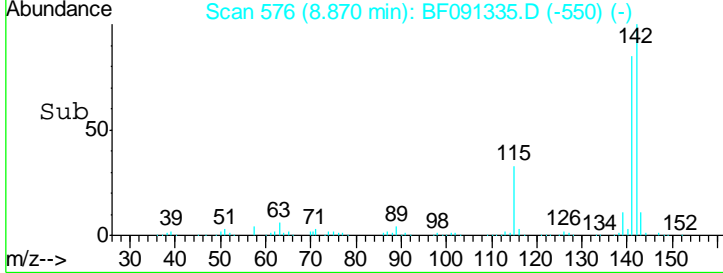
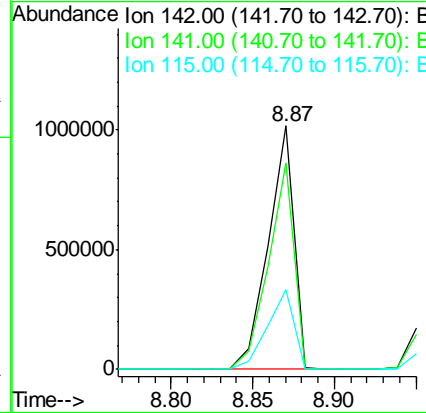
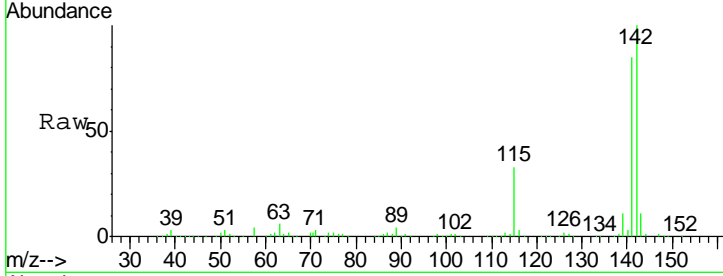




#37
 2-Methylnaphthalene
 Concen: 46.99 ng
 RT: 8.87 min Scan# 576
 Delta R.T. -0.01 min
 Lab File: BF091335.D
 Acq: 29 Nov 2016 19:05

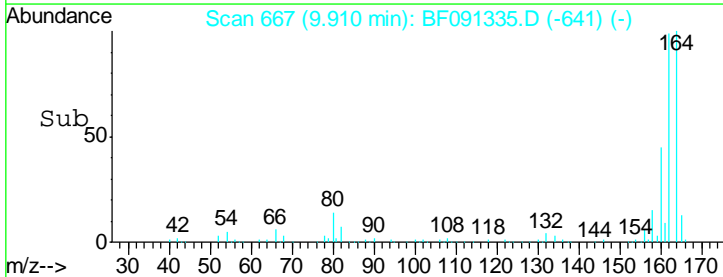
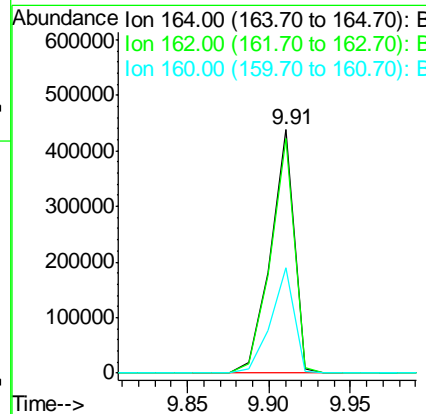
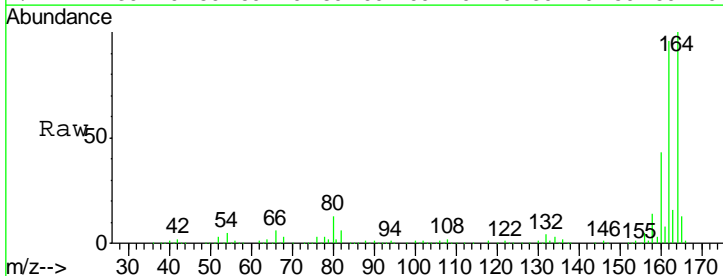
Instrument :
 BNA_F
ClientSampleId :
 PHOENIX-BPMMSD

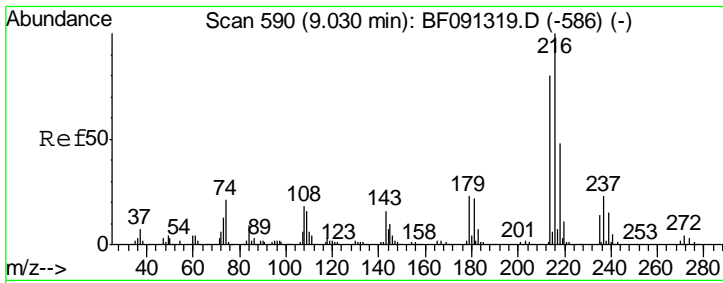
Tgt Ion	Resp	Lower	Upper
142	1114872		
141	84.6	71.7	107.5
115	32.5	25.0	37.6



#38
 Acenaphthene-d10
 Concen: 20.00 ng
 RT: 9.91 min Scan# 667
 Delta R.T. -0.01 min
 Lab File: BF091335.D
 Acq: 29 Nov 2016 19:05

Tgt Ion	Resp	Lower	Upper
164	443402		
162	96.1	82.6	124.0
160	43.4	36.7	55.1

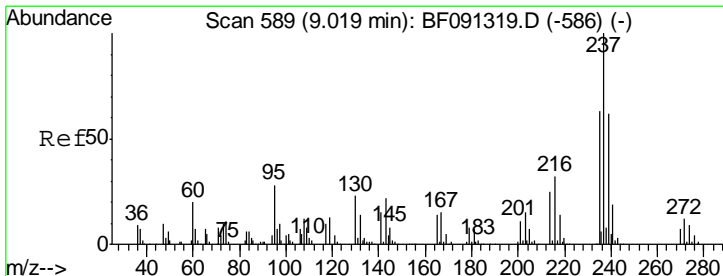
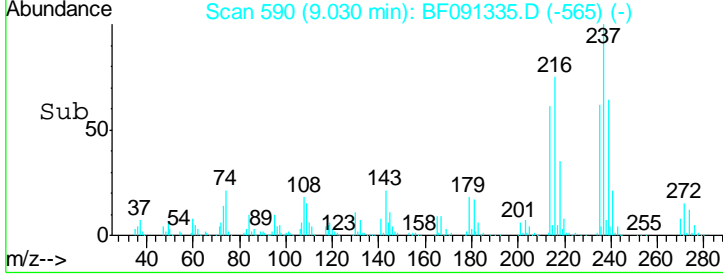
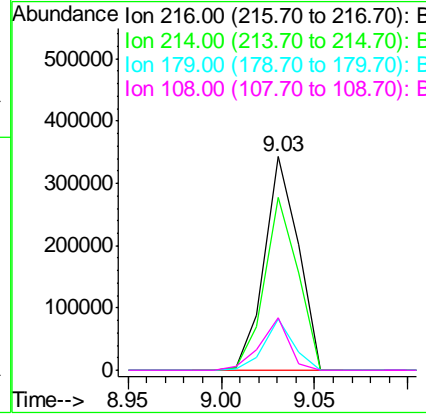
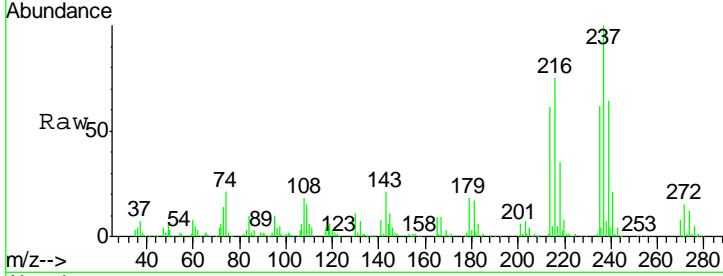




#39
 1,2,4,5-Tetrachlorobenzene
 Concen: 34.95 ng
 RT: 9.03 min Scan# 590
 Delta R.T. -0.02 min
 Lab File: BF091335.D
 Acq: 29 Nov 2016 19:05

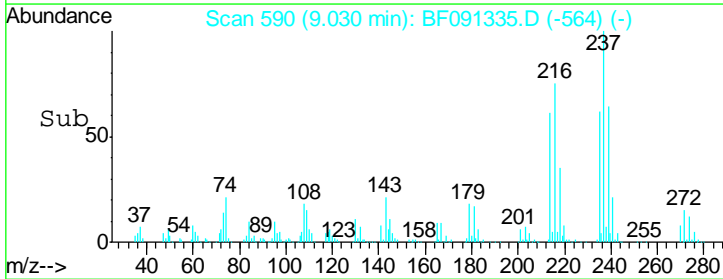
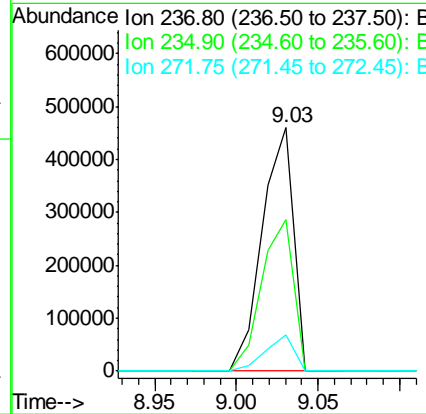
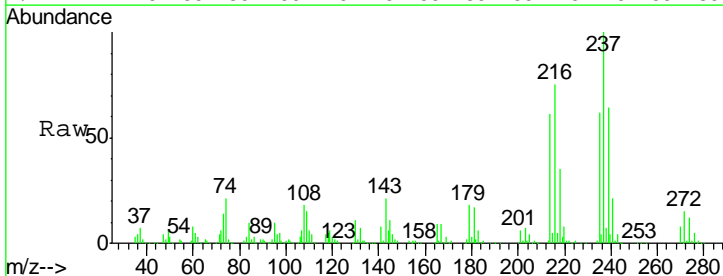
Instrument :
 BNA_F
ClientSampleId :
 PHOENIX-BPMMSD

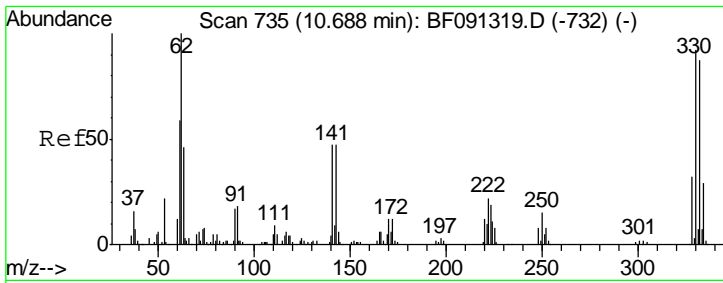
Tgt Ion	Resp	Lower	Upper
216	436846		
214	79.8	63.8	95.8
179	20.9	18.2	27.2
108	21.0	17.2	25.8



#40
 Hexachlorocyclopentadiene
 Concen: 105.46 ng
 RT: 9.03 min Scan# 590
 Delta R.T. -0.01 min
 Lab File: BF091335.D
 Acq: 29 Nov 2016 19:05

Tgt Ion	Resp	Lower	Upper
237	611040		
235	62.2	43.9	83.9
272	14.9	0.0	33.1

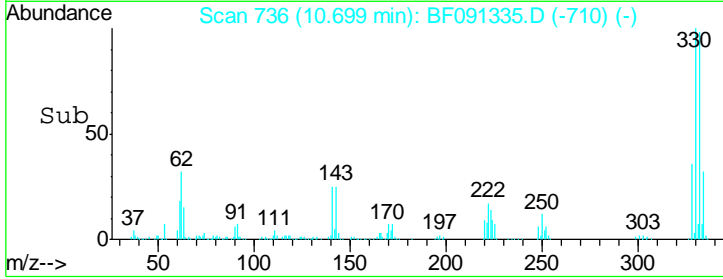
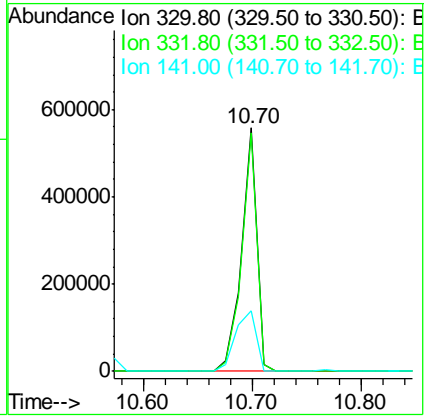
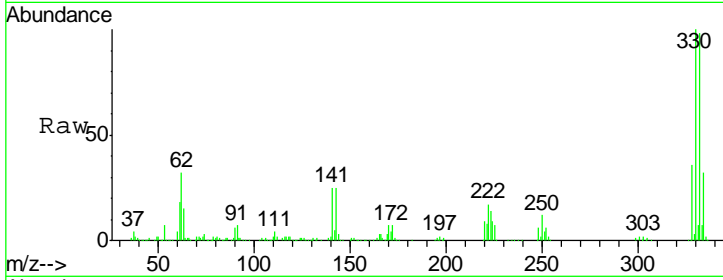




#41
 2,4,6-Tribromophenol
 Concen: 127.87 ng
 RT: 10.70 min Scan# 736
 Delta R.T. -0.01 min
 Lab File: BF091335.D
 Acq: 29 Nov 2016 19:05

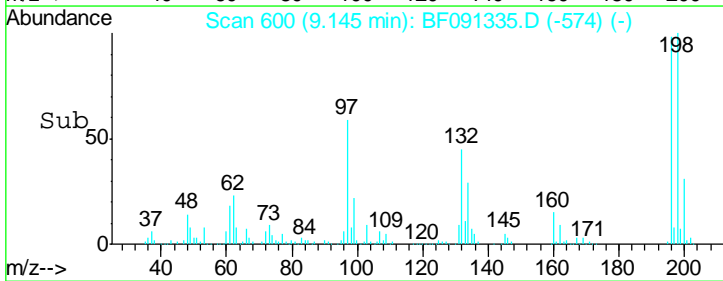
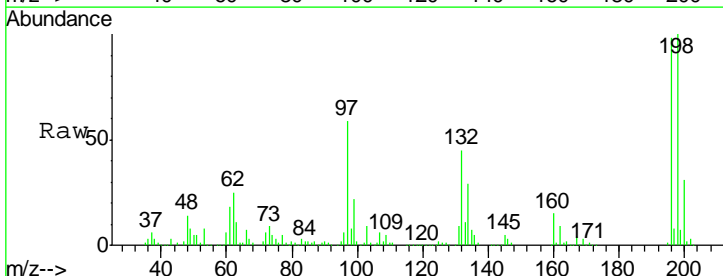
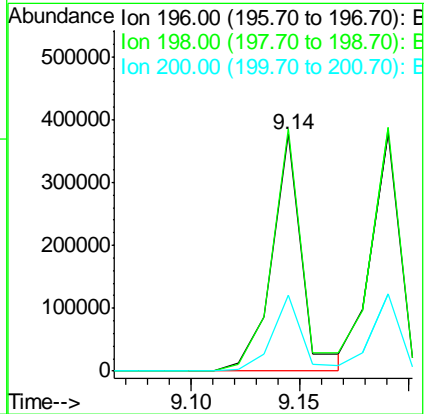
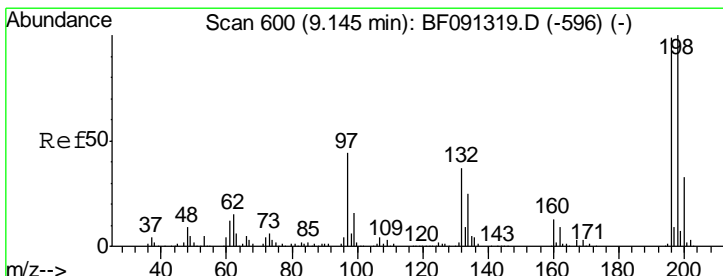
Instrument :
 BNA_F
ClientSampleId :
 PHOENIX-BPMMSD

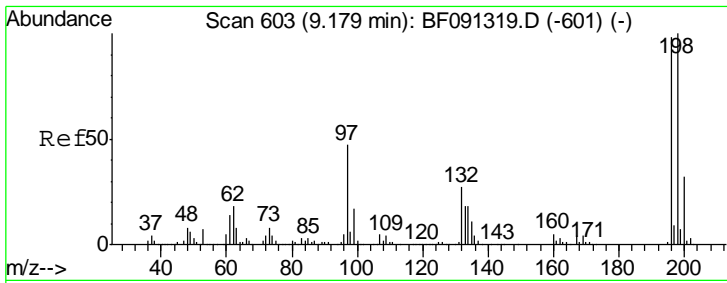
Tgt Ion	Resp	Lower	Upper
330	100		
332	97.3	76.2	114.4
141	33.8	33.6	50.4



#42
 2,4,6-Trichlorophenol
 Concen: 44.76 ng
 RT: 9.14 min Scan# 600
 Delta R.T. -0.01 min
 Lab File: BF091335.D
 Acq: 29 Nov 2016 19:05

Tgt Ion	Resp	Lower	Upper
196	100		
198	102.5	77.4	116.0
200	32.0	25.2	37.8

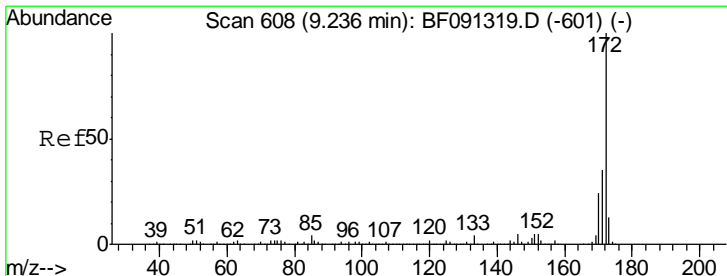
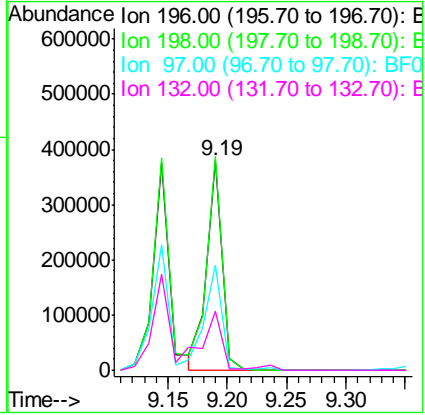
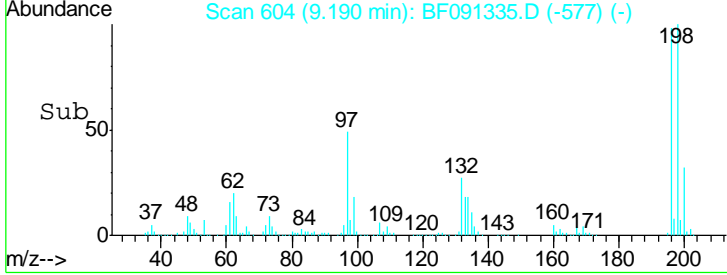
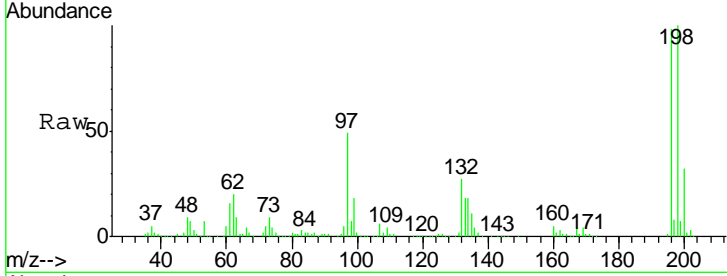




#43
 2,4,5-Trichlorophenol
 Concen: 42.48 ng
 RT: 9.19 min Scan# 604
 Delta R.T. 0.01 min
 Lab File: BF091335.D
 Acq: 29 Nov 2016 19:05

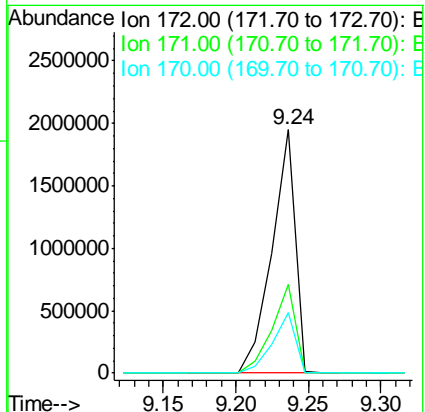
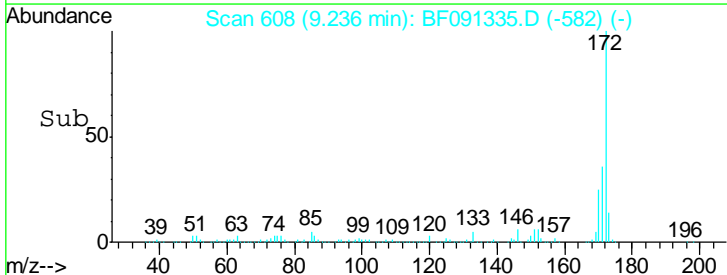
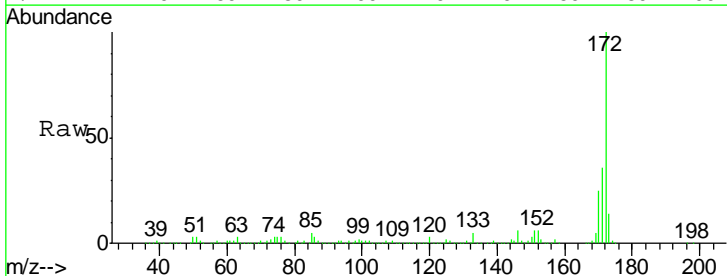
Instrument :
 BNA_F
 ClientSampleId :
 PHOENIX-BPMMSD

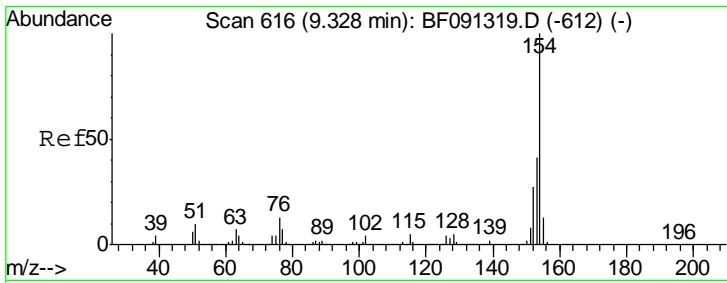
Tgt Ion	Resp	Lower	Upper
196	100		
198	101.9	77.0	115.6
97	49.9	33.5	50.3
132	28.0	20.5	30.7



#44
 2-Fluorobiphenyl
 Concen: 88.96 ng
 RT: 9.24 min Scan# 608
 Delta R.T. -0.00 min
 Lab File: BF091335.D
 Acq: 29 Nov 2016 19:05

Tgt Ion	Resp	Lower	Upper
172	100		
171	36.3	29.4	44.0
170	24.7	19.7	29.5

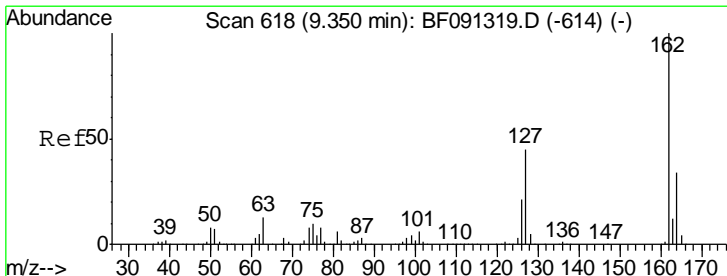
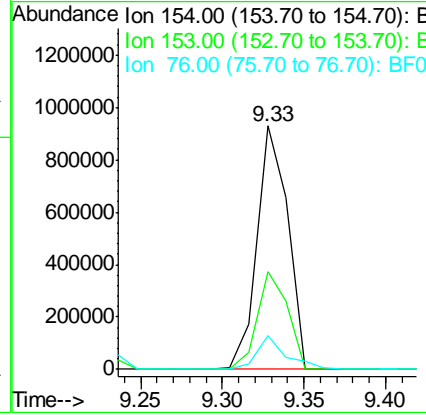
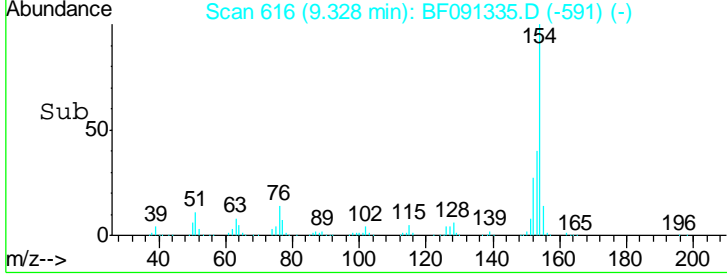
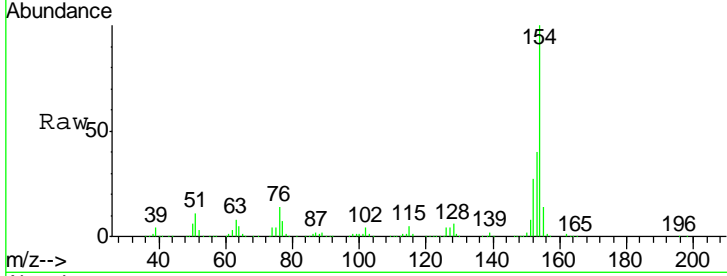




#45
 1,1'-Biphenyl
 Concen: 37.94 ng
 RT: 9.33 min Scan# 616
 Delta R.T. -0.02 min
 Lab File: BF091335.D
 Acq: 29 Nov 2016 19:05

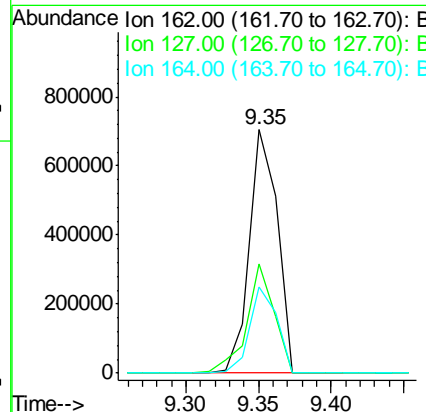
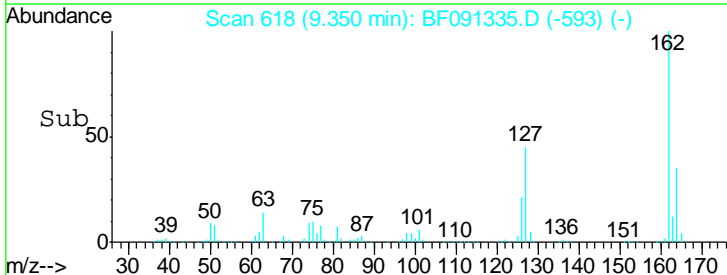
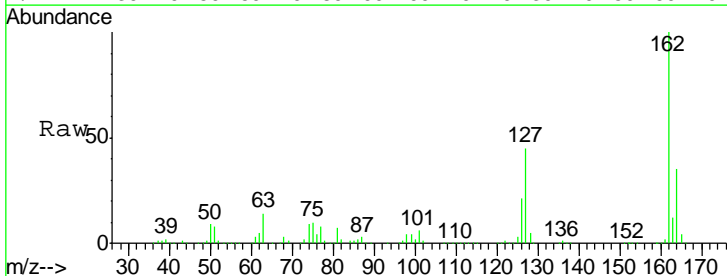
Instrument :
 BNA_F
ClientSampleId :
 PHOENIX-BPMMSD

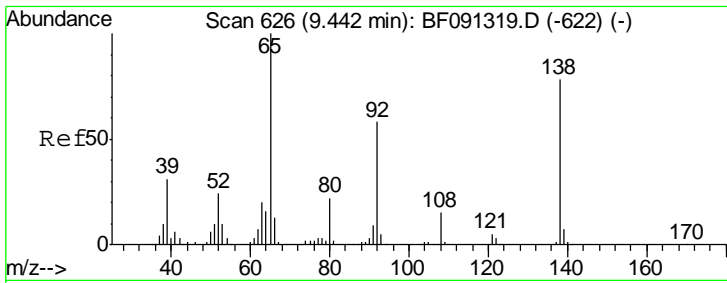
Tgt Ion	Resp	Lower	Upper
154	1209757		
153	40.4	20.6	60.6
76	14.0	0.0	36.6



#46
 2-Chloronaphthalene
 Concen: 39.55 ng
 RT: 9.35 min Scan# 618
 Delta R.T. -0.02 min
 Lab File: BF091335.D
 Acq: 29 Nov 2016 19:05

Tgt Ion	Resp	Lower	Upper
162	939149		
127	45.0	34.3	51.5
164	35.2	26.6	40.0

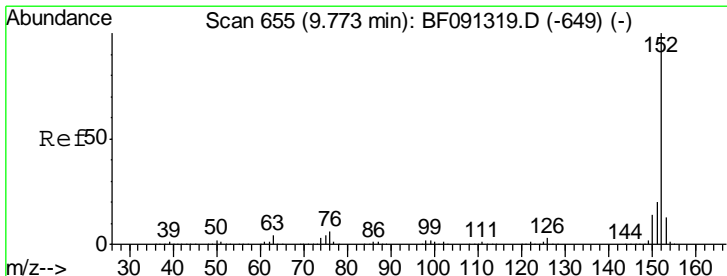
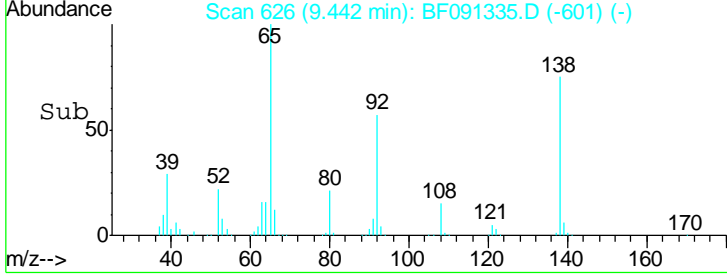
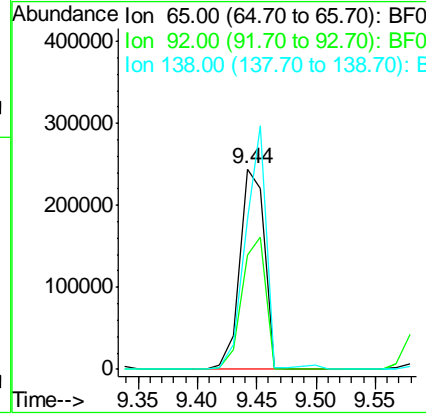
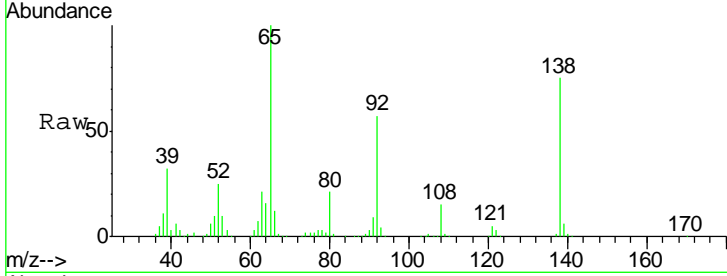




#47
 2-Nitroaniline
 Concen: 41.30 ng
 RT: 9.44 min Scan# 626
 Delta R.T. -0.02 min
 Lab File: BF091335.D
 Acq: 29 Nov 2016 19:05

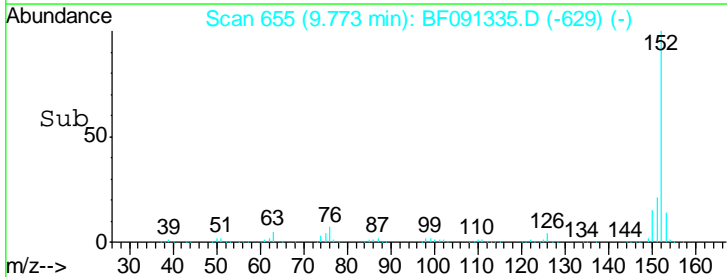
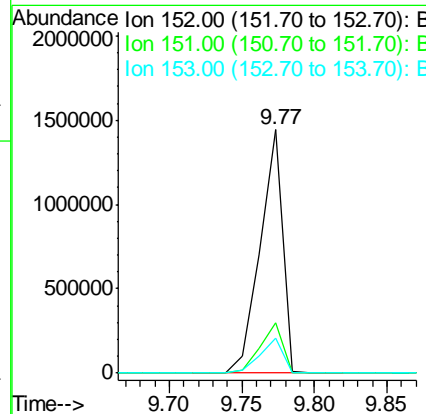
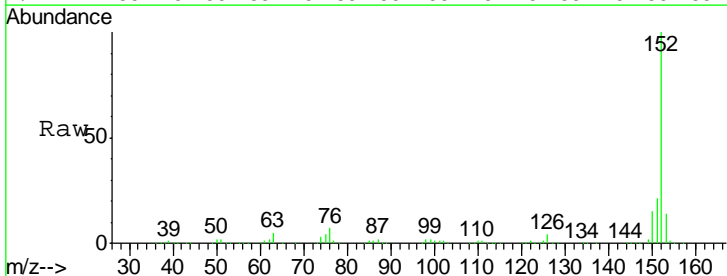
Instrument :
 BNA_F
 ClientSampleId :
 PHOENIX-BPMMSD

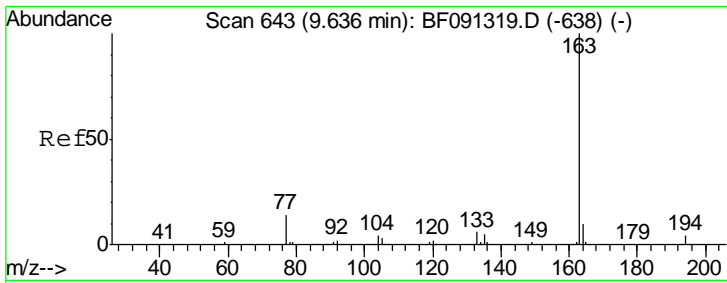
Tgt Ion	Resp	Lower	Upper
65	100		
92	57.0	53.6	80.4
138	74.9	91.0	136.6#



#48
 Acenaphthylene
 Concen: 41.53 ng
 RT: 9.77 min Scan# 655
 Delta R.T. -0.01 min
 Lab File: BF091335.D
 Acq: 29 Nov 2016 19:05

Tgt Ion	Resp	Lower	Upper
152	100		
151	20.5	16.6	24.8
153	14.2	10.7	16.1



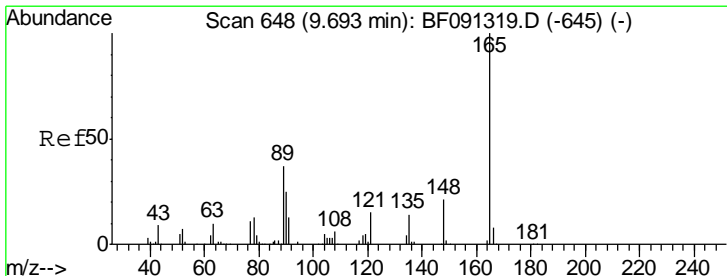
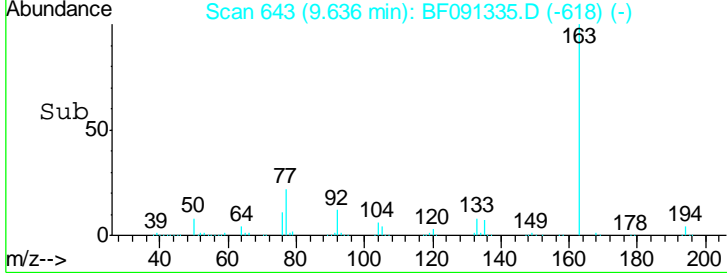
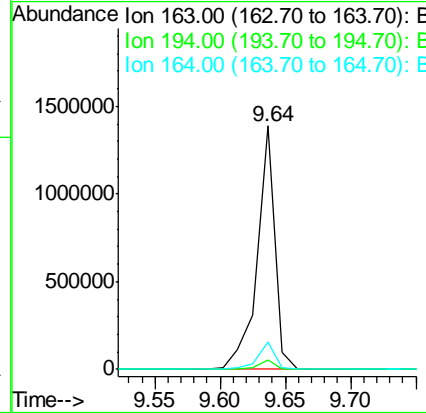
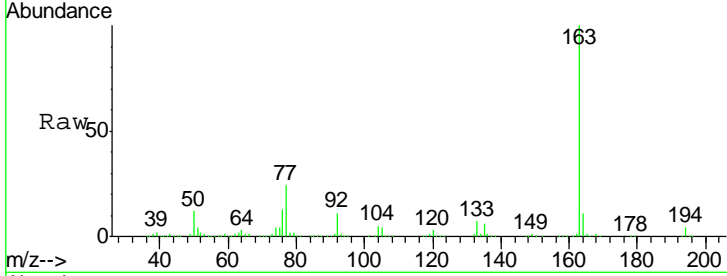


#49
 Dimethylphthalate
 Concen: 49.02 ng
 RT: 9.64 min Scan# 643
 Delta R.T. -0.02 min
 Lab File: BF091335.D
 Acq: 29 Nov 2016 19:05

Instrument :
 BNA_F
 ClientSampleId :
 PHOENIX-BPMMSD

Tgt Ion:163 Resp: 1316096

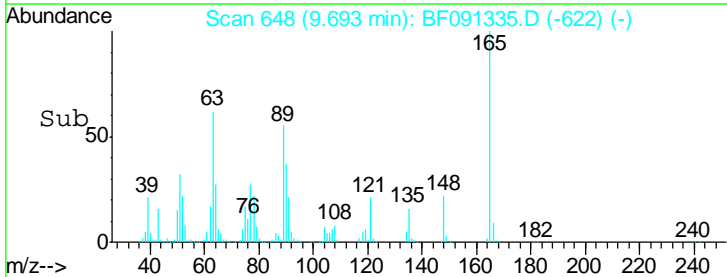
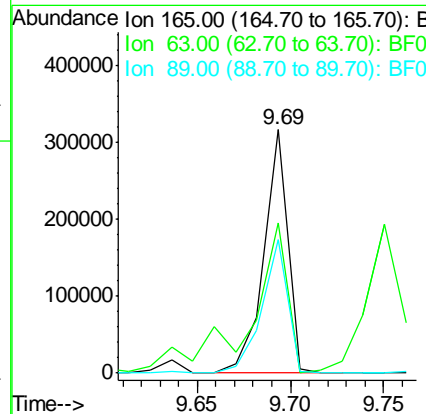
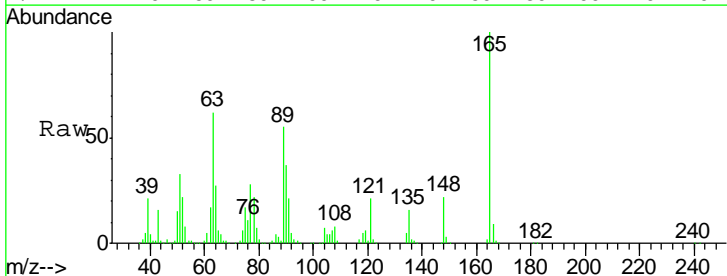
Ion	Ratio	Lower	Upper
163	100		
194	3.8	3.0	4.4
164	11.1	7.8	11.8

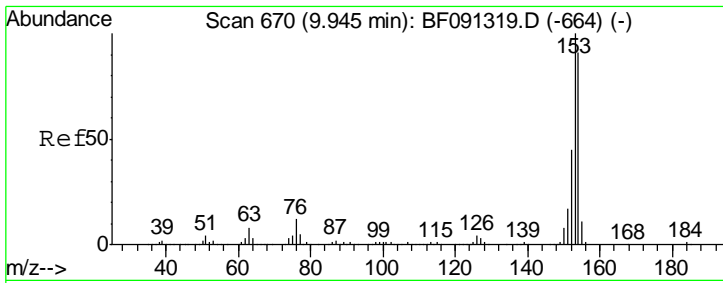


#50
 2,6-Dinitrotoluene
 Concen: 46.64 ng
 RT: 9.69 min Scan# 648
 Delta R.T. -0.01 min
 Lab File: BF091335.D
 Acq: 29 Nov 2016 19:05

Tgt Ion:165 Resp: 279869

Ion	Ratio	Lower	Upper
165	100		
63	61.8	59.4	89.0
89	54.9	50.8	76.2

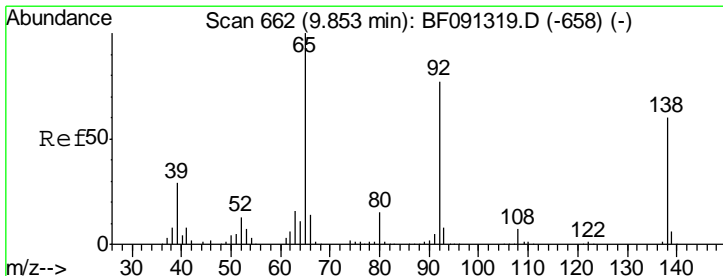
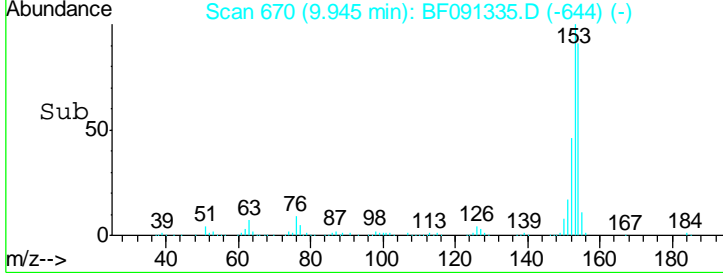
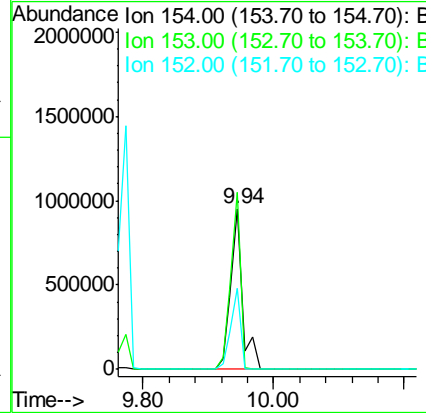
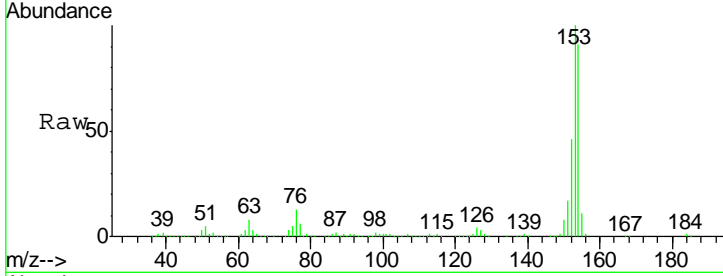




#51
 Acenaphthene
 Concen: 47.70 ng
 RT: 9.94 min Scan# 670
 Delta R.T. -0.01 min
 Lab File: BF091335.D
 Acq: 29 Nov 2016 19:05

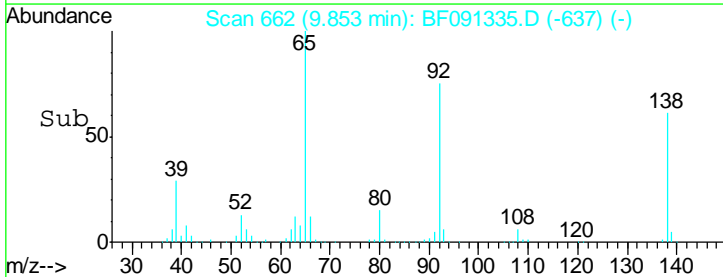
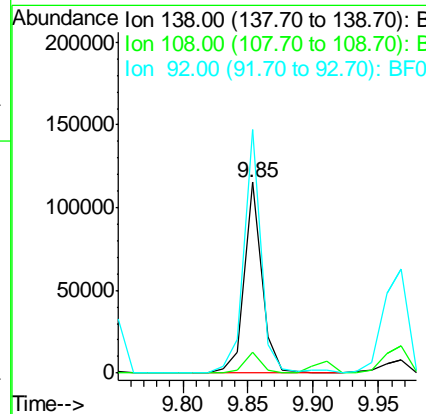
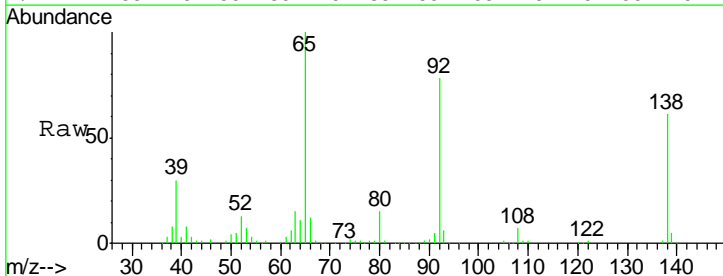
Instrument :
 BNA_F
 ClientSampleId :
 PHOENIX-BPMMSD

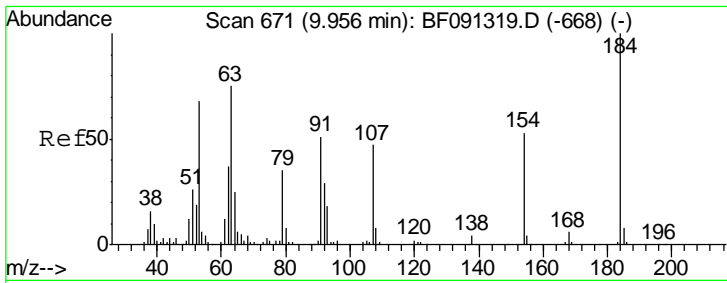
Tgt Ion	Resp	Lower	Upper
154	100		
153	110.4	91.0	136.6
152	50.5	44.2	66.2



#52
 3-Nitroaniline
 Concen: 15.44 ng
 RT: 9.85 min Scan# 662
 Delta R.T. -0.02 min
 Lab File: BF091335.D
 Acq: 29 Nov 2016 19:05

Tgt Ion	Resp	Lower	Upper
138	100		
108	11.1	8.1	12.1
92	127.6	92.5	138.7

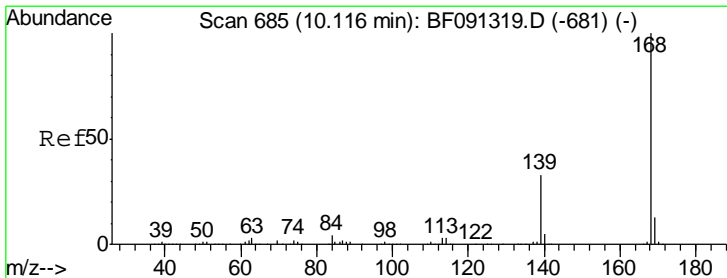
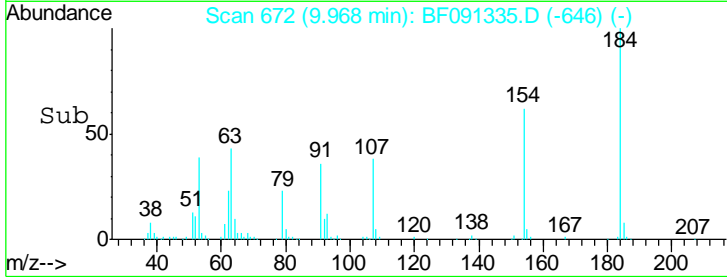
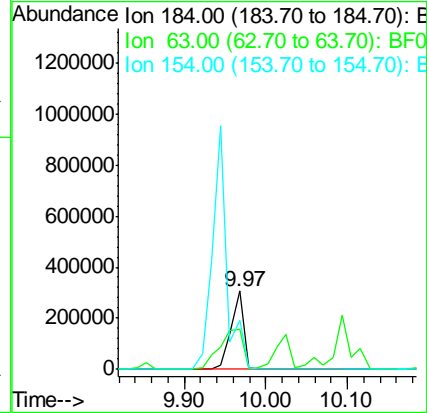
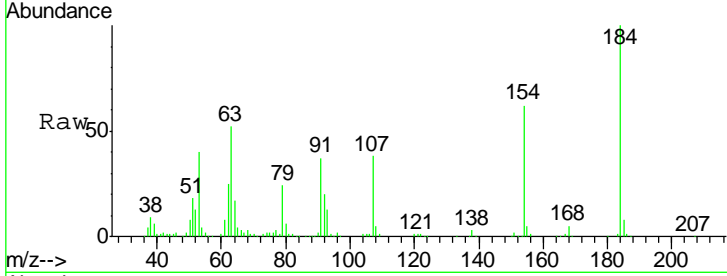




#53
 2,4-Dinitrophenol
 Concen: 123.23 ng
 RT: 9.97 min Scan# 672
 Delta R.T. -0.01 min
 Lab File: BF091335.D
 Acq: 29 Nov 2016 19:05

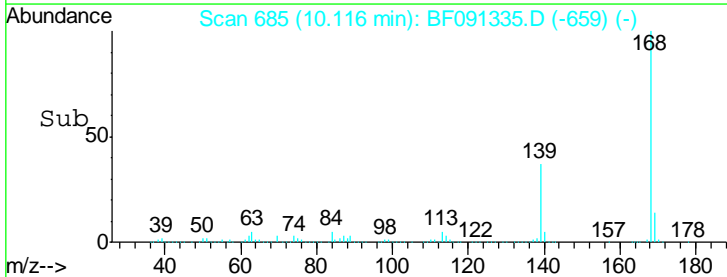
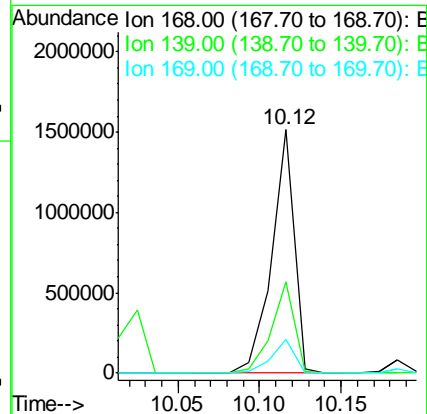
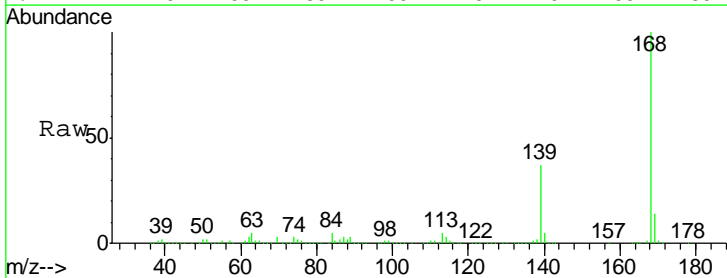
Instrument :
 BNA_F
 ClientSampleId :
 PHOENIX-BPMMSD

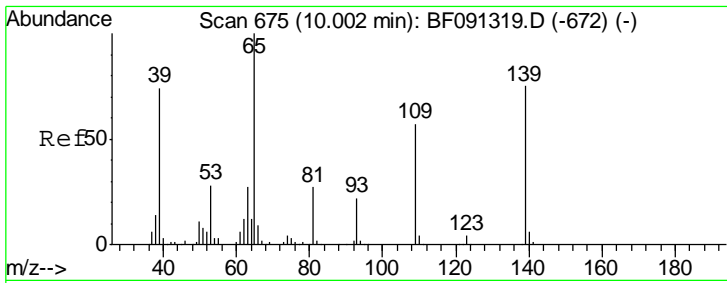
Tgt Ion	Resp	Lower	Upper
184	100		
63	51.7	58.3	87.5#
154	62.2	48.6	73.0



#54
 Dibenzofuran
 Concen: 43.07 ng
 RT: 10.12 min Scan# 685
 Delta R.T. -0.00 min
 Lab File: BF091335.D
 Acq: 29 Nov 2016 19:05

Tgt Ion	Resp	Lower	Upper
168	100		
139	37.4	33.4	50.2
169	13.7	11.1	16.7

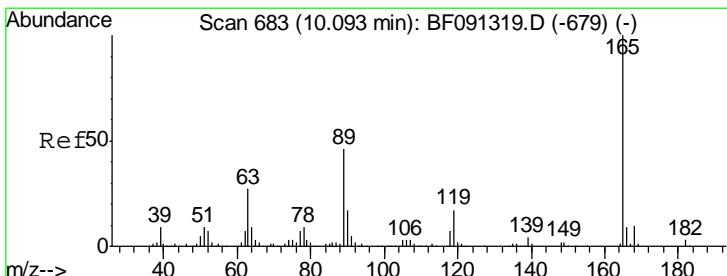
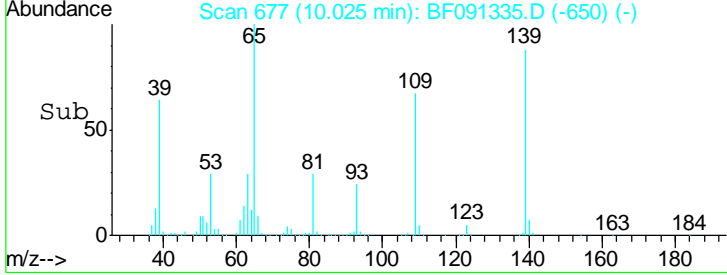
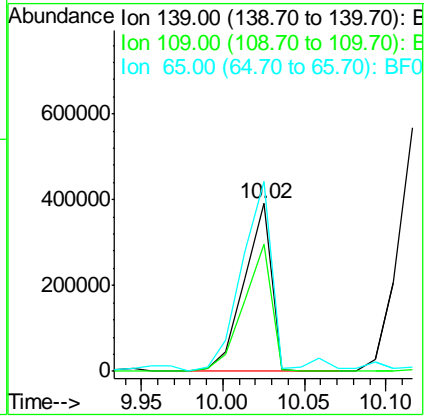
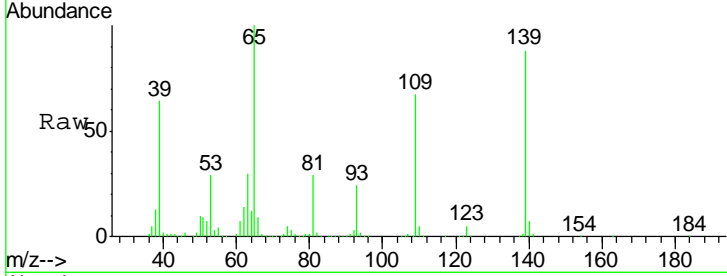




#55
 4-Nitrophenol
 Concen: 91.54 ng
 RT: 10.02 min Scan# 677
 Delta R.T. 0.01 min
 Lab File: BF091335.D
 Acq: 29 Nov 2016 19:05

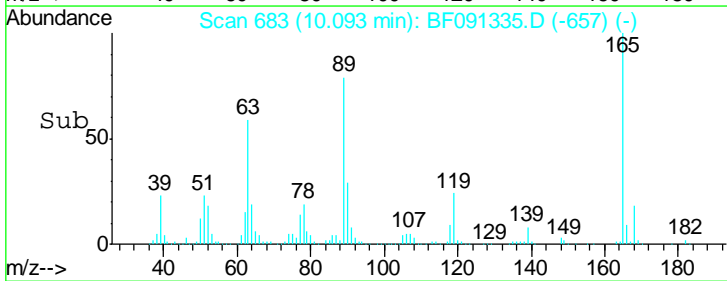
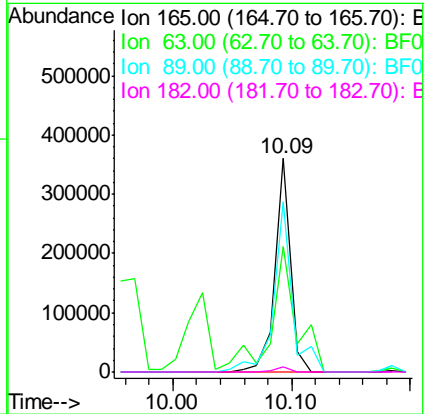
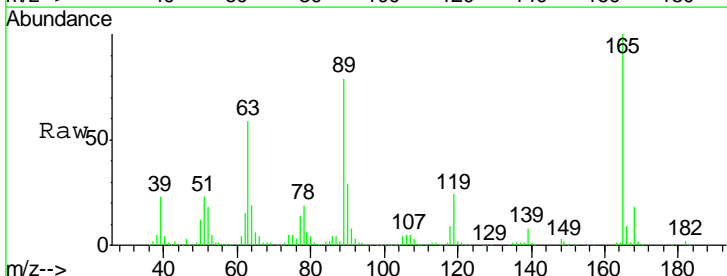
Instrument :
 BNA_F
ClientSampleId :
 PHOENIX-BPMMSD

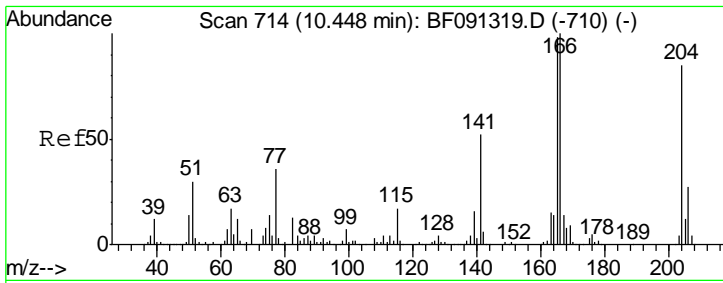
Tgt Ion	Resp	Lower	Upper
139	100		
109	75.8	54.9	94.9
65	113.4	102.2	142.2



#56
 2,4-Dinitrotoluene
 Concen: 42.28 ng
 RT: 10.09 min Scan# 683
 Delta R.T. -0.01 min
 Lab File: BF091335.D
 Acq: 29 Nov 2016 19:05

Tgt Ion	Resp	Lower	Upper
165	100		
63	58.9	29.0	43.4#
89	79.5	43.1	64.7#
182	2.2	1.9	2.9



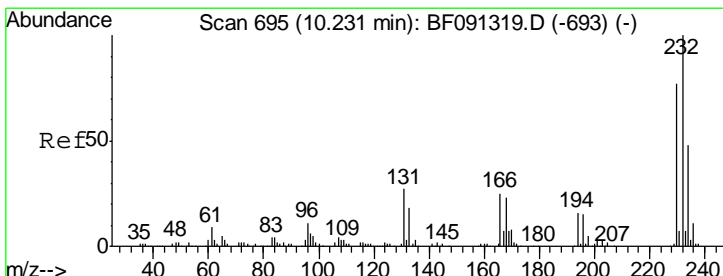
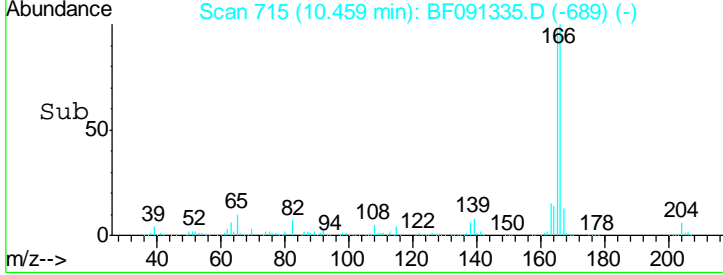
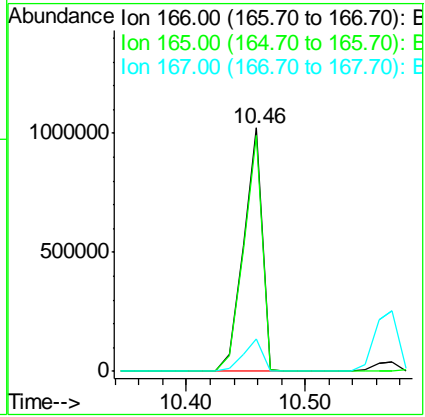
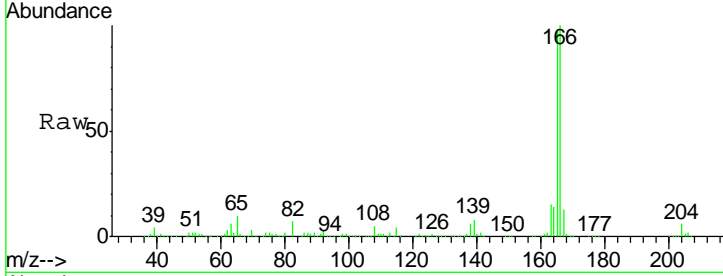


#57
 Fluorene
 Concen: 43.33 ng
 RT: 10.46 min Scan# 715
 Delta R.T. -0.00 min
 Lab File: BF091335.D
 Acq: 29 Nov 2016 19:05

Instrument :
 BNA_F
 ClientSampleId :
 PHOENIX-BPMMSD

Tgt Ion:166 Resp: 1122859

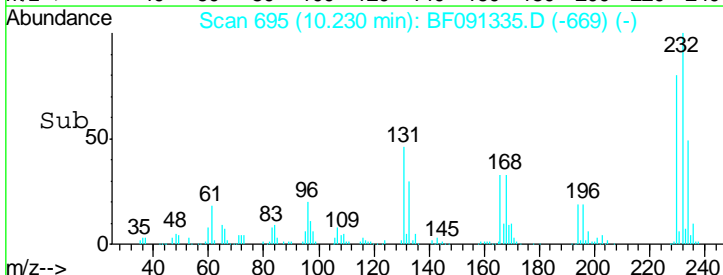
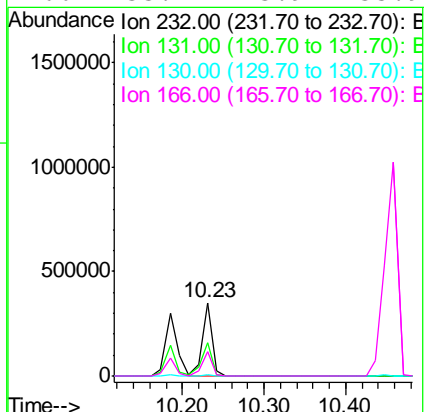
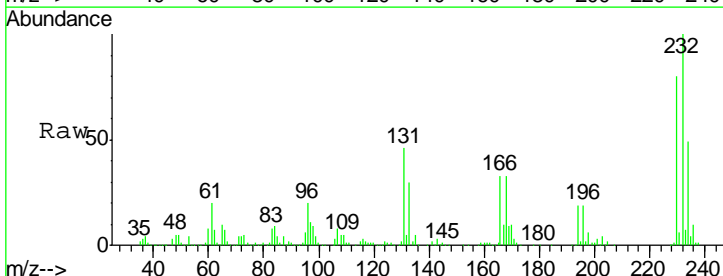
Ion	Ratio	Lower	Upper
166	100		
165	96.9	80.0	120.0
167	13.4	10.8	16.2

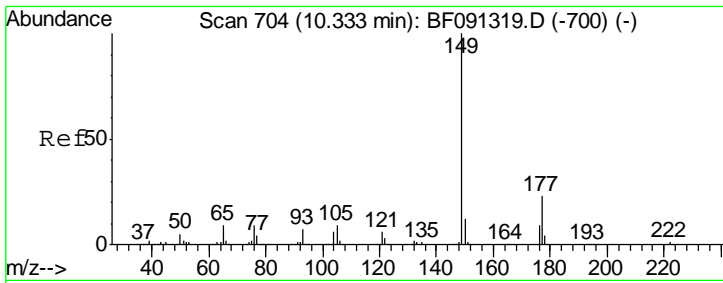


#58
 2,3,4,6-Tetrachlorophenol
 Concen: 43.70 ng
 RT: 10.23 min Scan# 695
 Delta R.T. -0.01 min
 Lab File: BF091335.D
 Acq: 29 Nov 2016 19:05

Tgt Ion:232 Resp: 303776

Ion	Ratio	Lower	Upper
232	100		
131	47.5	38.4	57.6
130	2.4	1.8	2.8
166	33.1	23.9	35.9

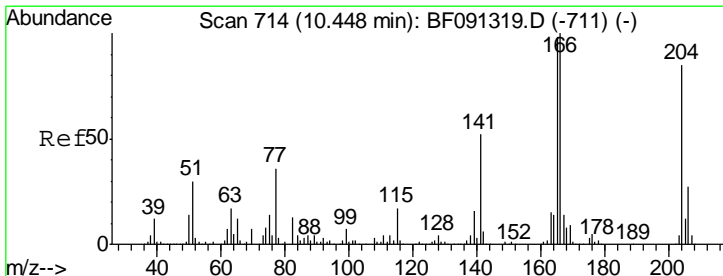
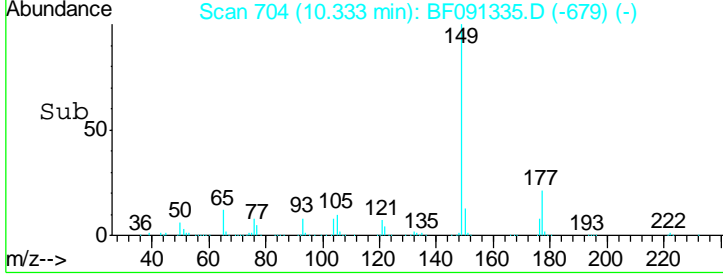
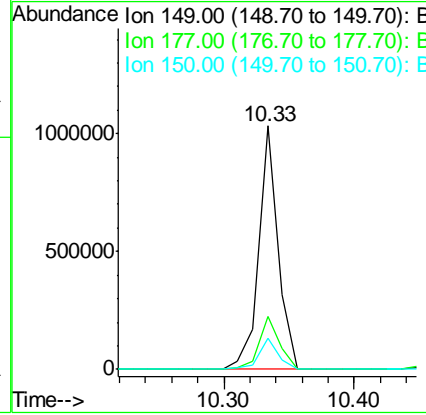
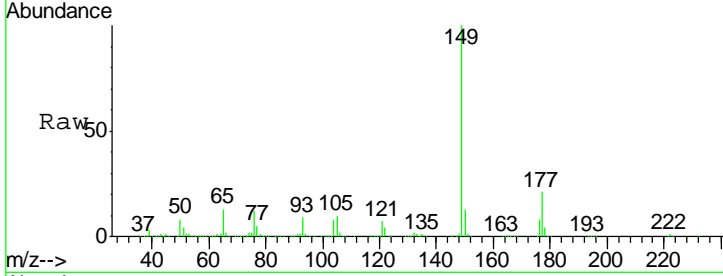




#59
 Diethylphthalate
 Concen: 40.18 ng
 RT: 10.33 min Scan# 704
 Delta R.T. -0.02 min
 Lab File: BF091335.D
 Acq: 29 Nov 2016 19:05

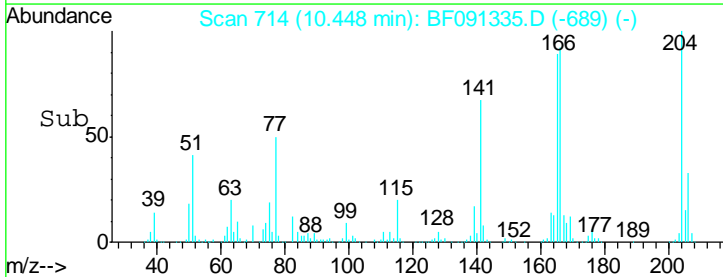
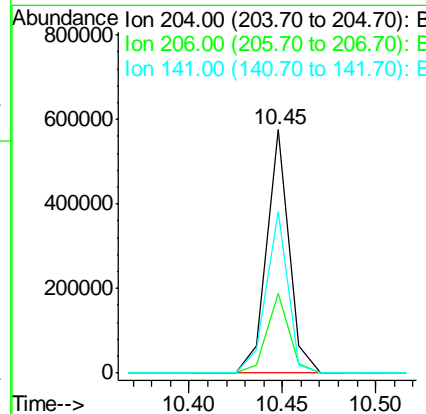
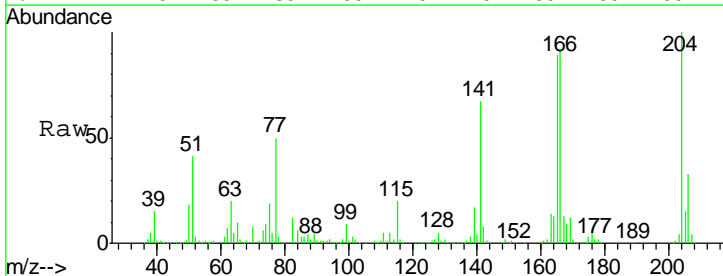
Instrument :
 BNA_F
ClientSampleId :
 PHOENIX-BPMMSD

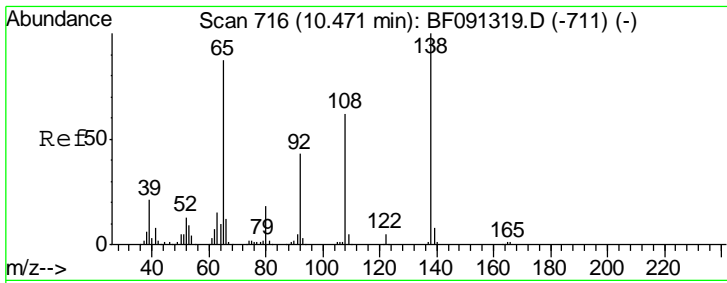
Tgt Ion	Resp	Lower	Upper
149	1064927		
177	21.5	15.7	23.5
150	12.7	10.2	15.2



#60
 4-Chlorophenyl-phenylether
 Concen: 37.30 ng
 RT: 10.45 min Scan# 714
 Delta R.T. -0.02 min
 Lab File: BF091335.D
 Acq: 29 Nov 2016 19:05

Tgt Ion	Resp	Lower	Upper
204	484845		
206	32.6	26.1	39.1
141	66.5	40.6	61.0#

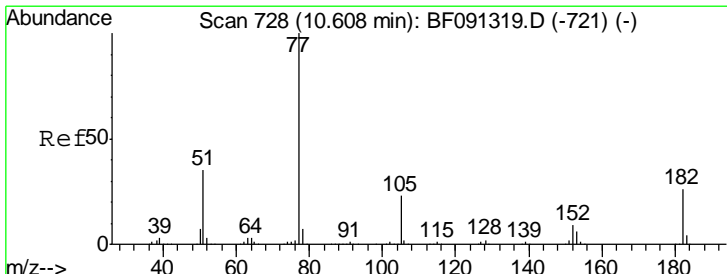
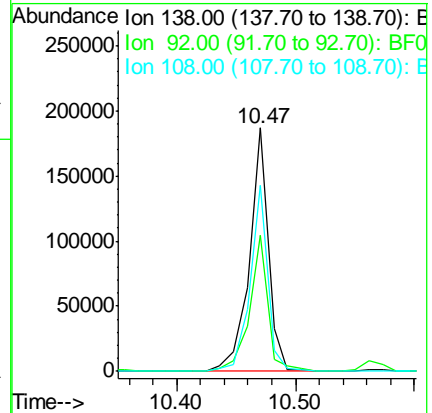
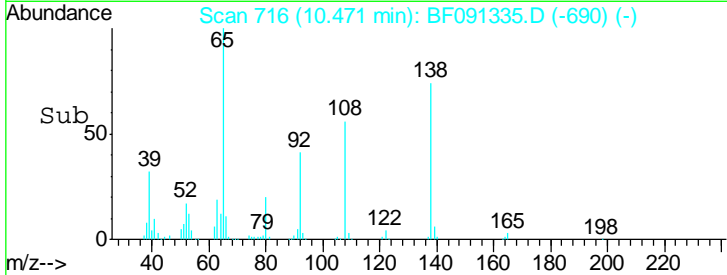
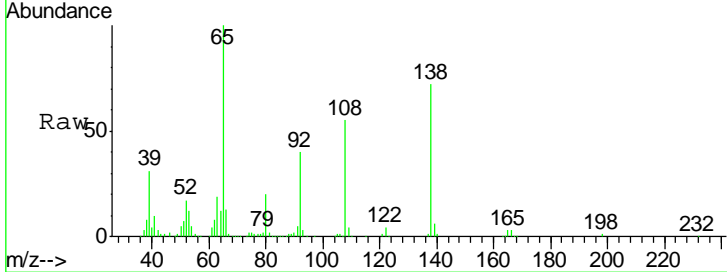




#61
 4-Nitroaniline
 Concen: 32.41 ng
 RT: 10.47 min Scan# 716
 Delta R.T. -0.01 min
 Lab File: BF091335.D
 Acq: 29 Nov 2016 19:05

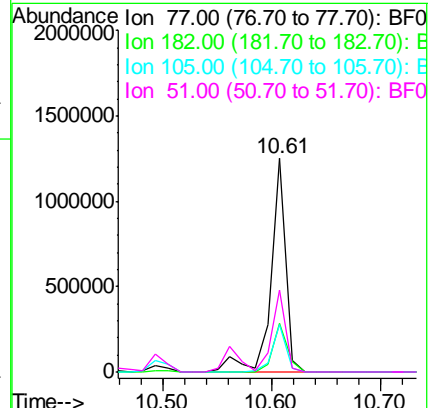
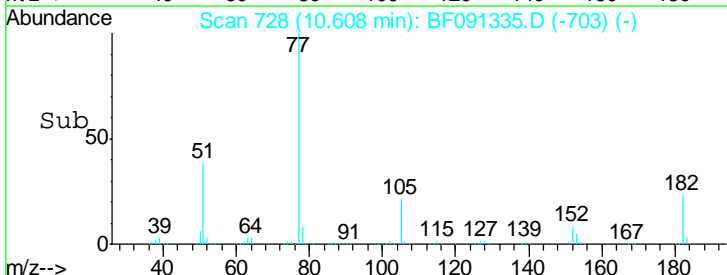
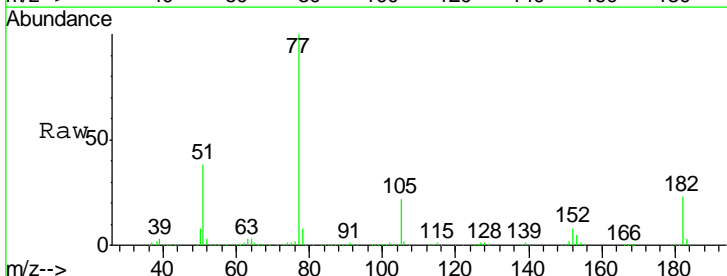
Instrument :
 BNA_F
 ClientSampleId :
 PHOENIX-BPMMSD

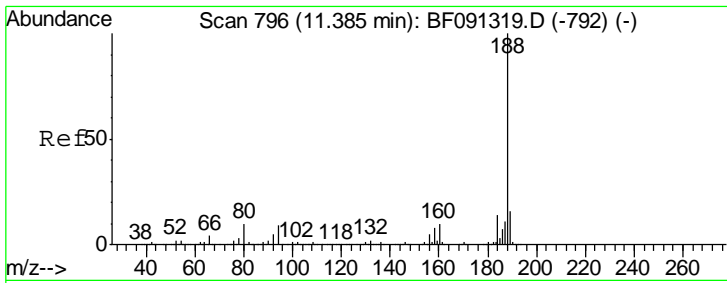
Tgt Ion	Resp	Lower	Upper
138	211365		
92	56.0	26.9	66.9
108	76.2	49.1	89.1



#62
 Azobenzene
 Concen: 44.82 ng
 RT: 10.61 min Scan# 728
 Delta R.T. -0.02 min
 Lab File: BF091335.D
 Acq: 29 Nov 2016 19:05

Tgt Ion	Resp	Lower	Upper
77	1212086		
182	22.9	12.5	52.5
105	22.2	3.7	43.7
51	38.4	11.9	51.9

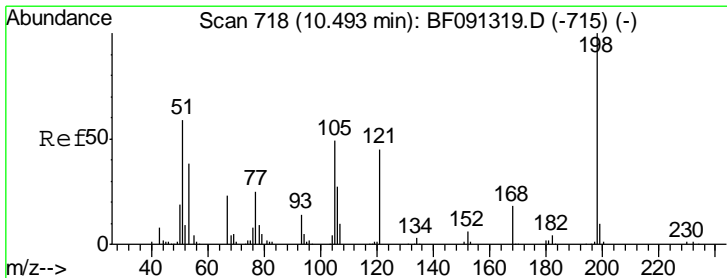
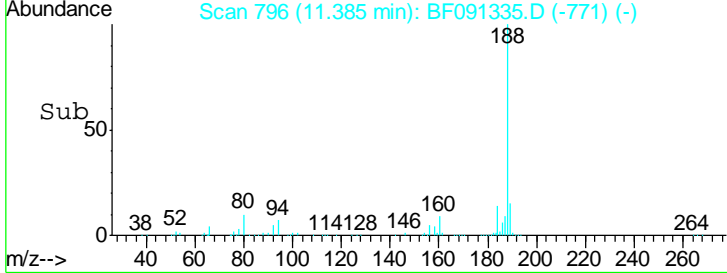
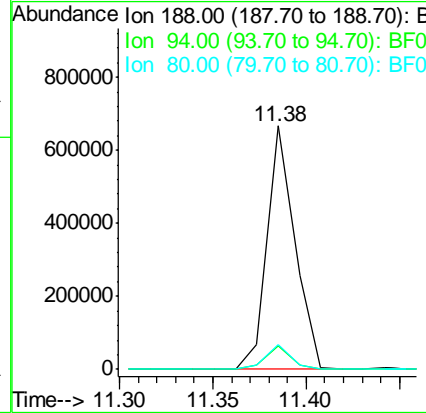
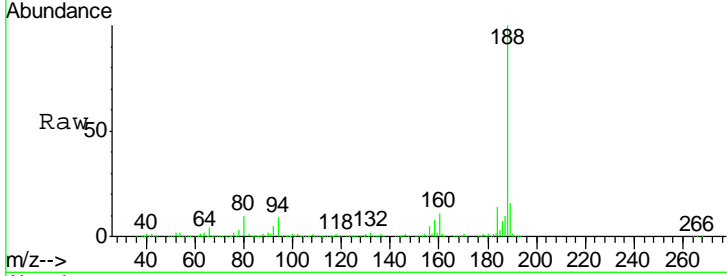




#63
 Phenanthrene-d10
 Concen: 20.00 ng
 RT: 11.38 min Scan# 796
 Delta R.T. -0.02 min
 Lab File: BF091335.D
 Acq: 29 Nov 2016 19:05

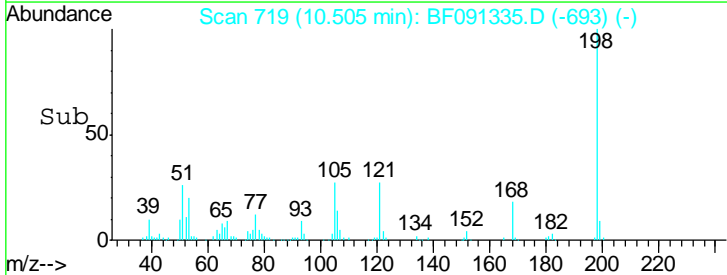
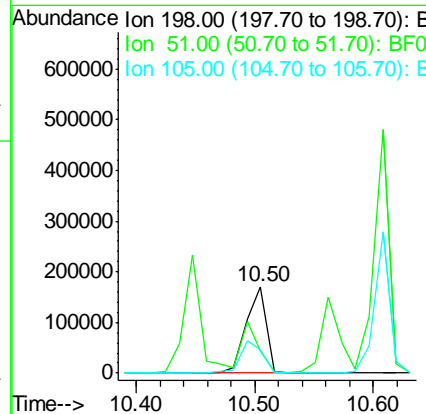
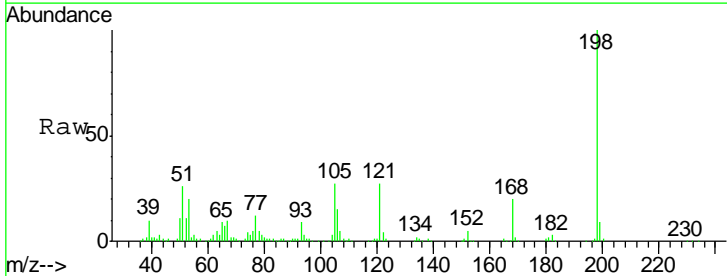
Instrument :
 BNA_F
ClientSampleId :
 PHOENIX-BPMMSD

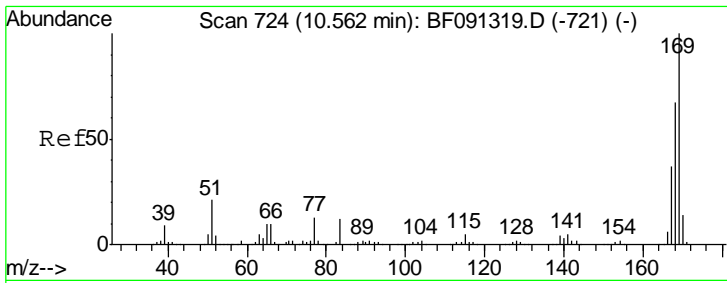
Tgt Ion	Resp	Lower	Upper
188	100		
94	9.5	9.2	13.8
80	9.9	10.5	15.7#



#64
 4,6-Dinitro-2-methylphenol
 Concen: 54.00 ng
 RT: 10.50 min Scan# 719
 Delta R.T. -0.01 min
 Lab File: BF091335.D
 Acq: 29 Nov 2016 19:05

Tgt Ion	Resp	Lower	Upper
198	100		
51	25.9	77.1	117.1#
105	26.7	44.8	84.8#

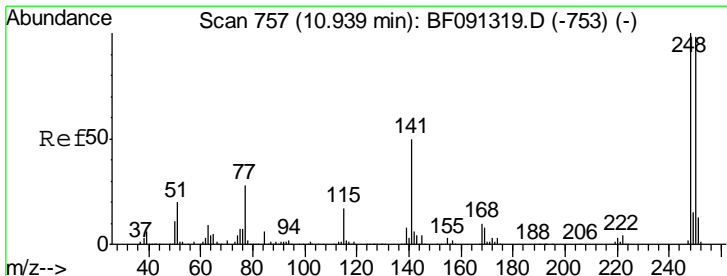
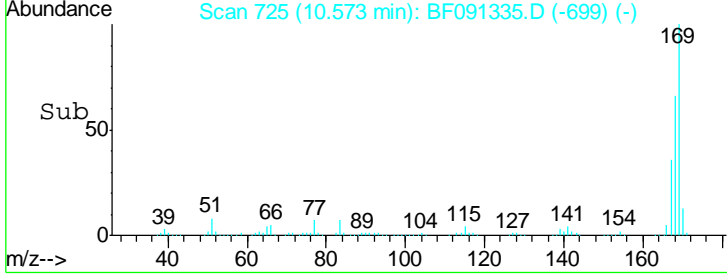
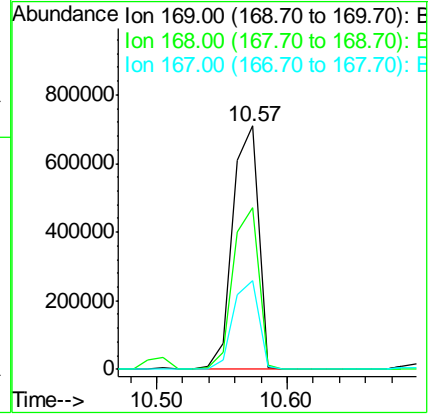
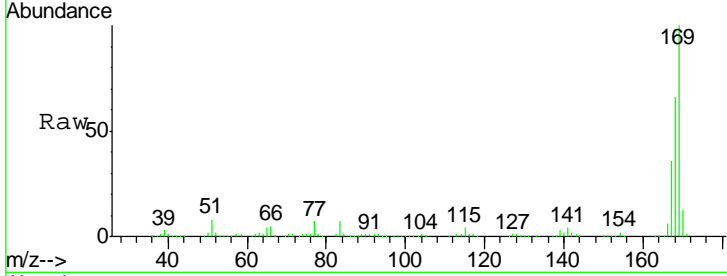




#65
 n-Nitrosodiphenylamine
 Concen: 46.74 ng
 RT: 10.57 min Scan# 725
 Delta R.T. -0.01 min
 Lab File: BF091335.D
 Acq: 29 Nov 2016 19:05

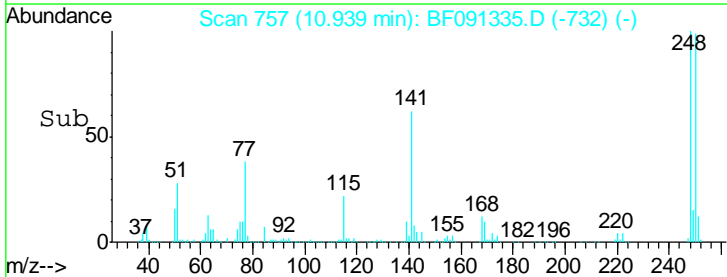
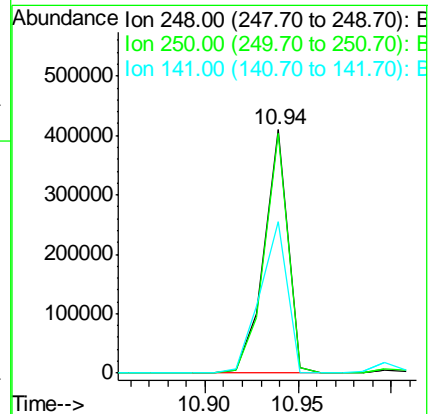
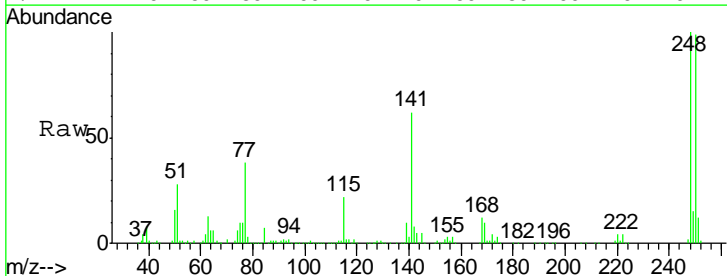
Instrument :
 BNA_F
ClientSampleId :
 PHOENIX-BPMMSD

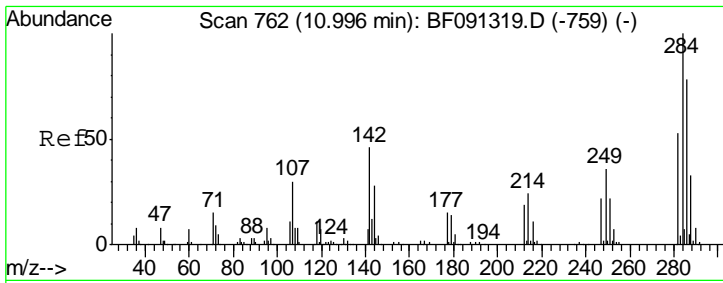
Tgt Ion	Resp	Lower	Upper
169	100		
168	66.4	53.8	80.8
167	36.2	29.8	44.8



#66
 4-Bromophenyl-phenylether
 Concen: 49.06 ng
 RT: 10.94 min Scan# 757
 Delta R.T. -0.02 min
 Lab File: BF091335.D
 Acq: 29 Nov 2016 19:05

Tgt Ion	Resp	Lower	Upper
248	100		
250	98.6	78.2	117.4
141	62.0	71.9	107.9#

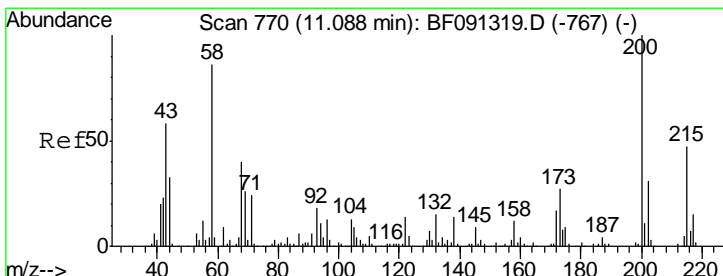
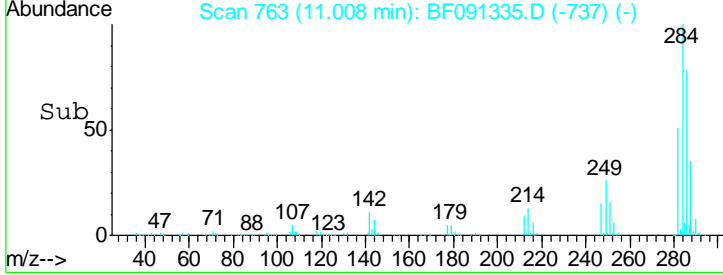
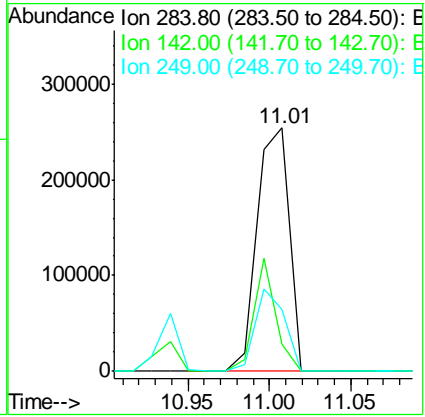
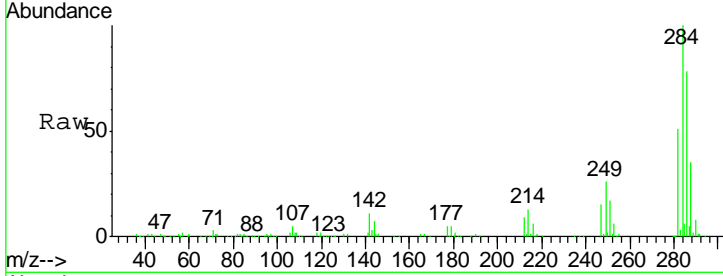




#67
 Hexachlorobenzene
 Concen: 43.75 ng
 RT: 11.01 min Scan# 763
 Delta R.T. -0.01 min
 Lab File: BF091335.D
 Acq: 29 Nov 2016 19:05

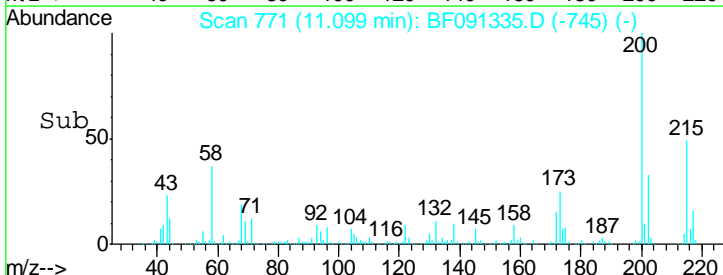
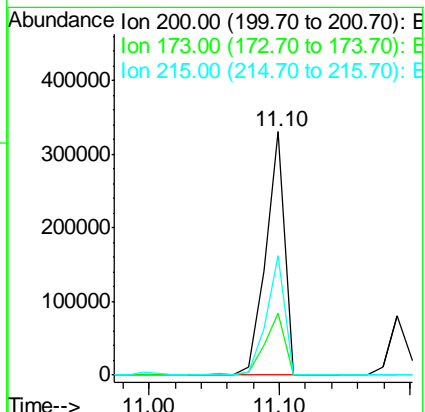
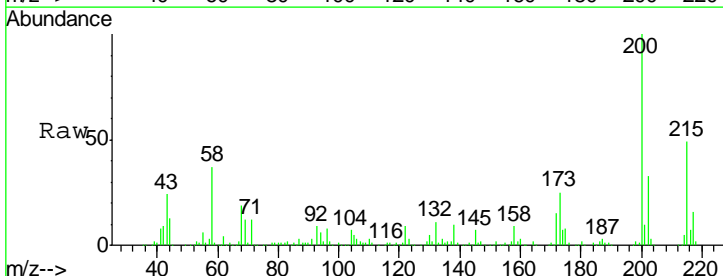
Instrument :
 BNA_F
 ClientSampleId :
 PHOENIX-BPMMSD

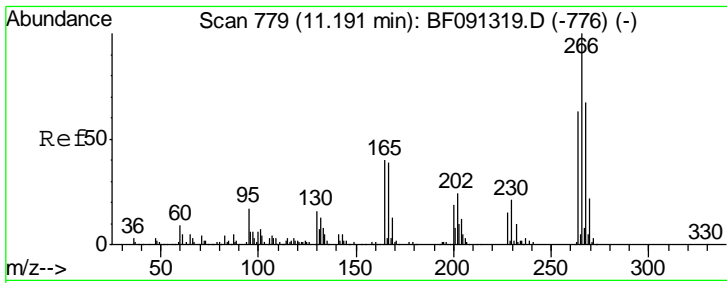
Tgt Ion	Resp	Lower	Upper
284	347025		
142	11.4	17.9	26.9#
249	25.5	23.6	35.4



#68
 Atrazine
 Concen: 49.73 ng
 RT: 11.10 min Scan# 771
 Delta R.T. -0.00 min
 Lab File: BF091335.D
 Acq: 29 Nov 2016 19:05

Tgt Ion	Resp	Lower	Upper
200	333506		
173	25.1	7.8	47.8
215	48.9	24.3	64.3

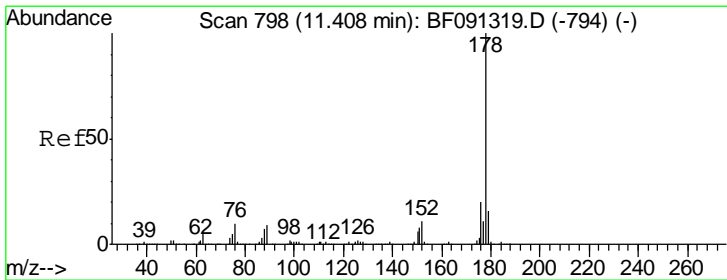
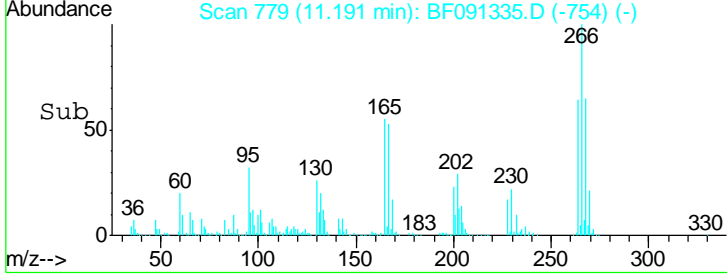
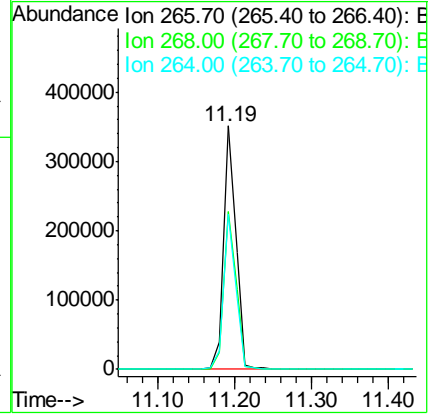
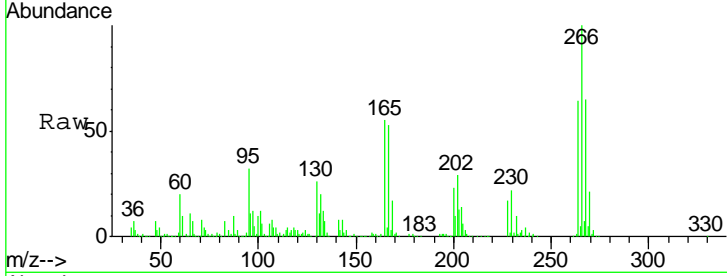




#69
 Pentachlorophenol
 Concen: 85.04 ng
 RT: 11.19 min Scan# 779
 Delta R.T. -0.02 min
 Lab File: BF091335.D
 Acq: 29 Nov 2016 19:05

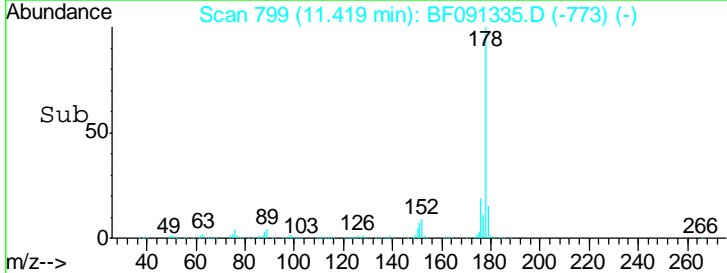
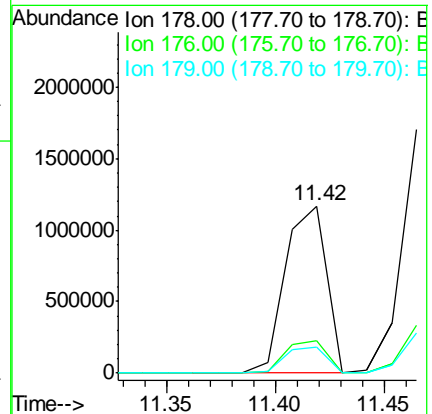
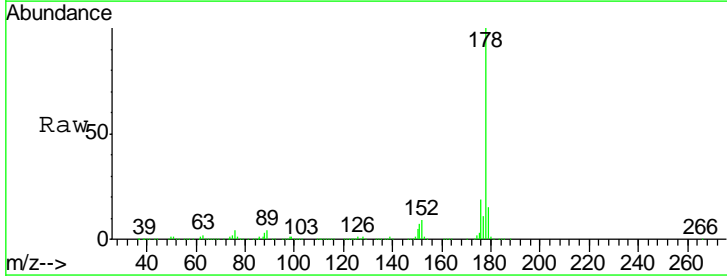
Instrument :
 BNA_F
ClientSampleId :
 PHOENIX-BPMMSD

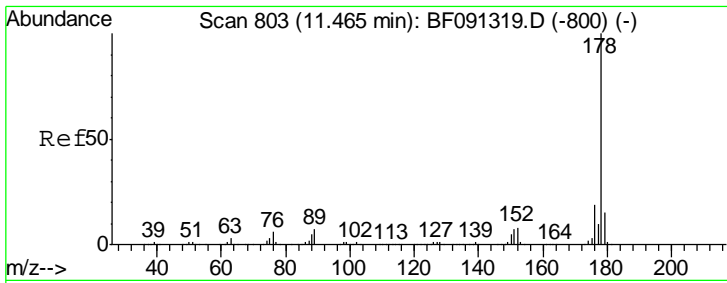
Tgt Ion	Resp	Lower	Upper
266	397108		
268	64.9	50.3	75.5
264	63.7	48.2	72.2



#70
 Phenanthrene
 Concen: 43.64 ng
 RT: 11.42 min Scan# 799
 Delta R.T. -0.01 min
 Lab File: BF091335.D
 Acq: 29 Nov 2016 19:05

Tgt Ion	Resp	Lower	Upper
178	1548647		
176	19.4	15.9	23.9
179	15.3	12.6	18.8



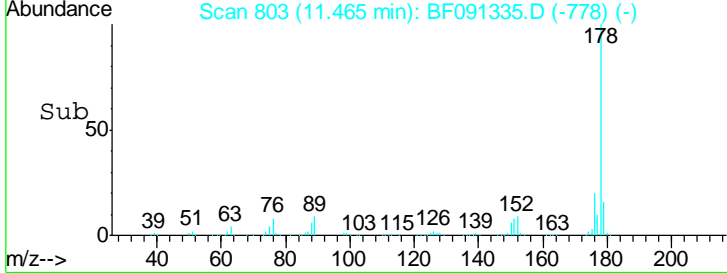
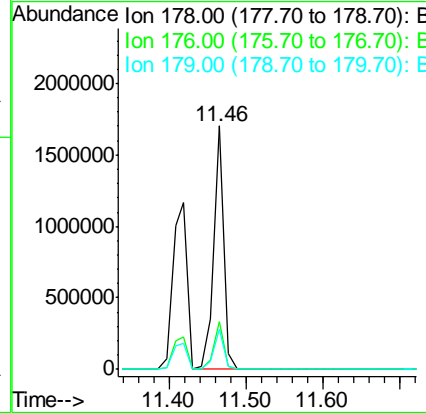
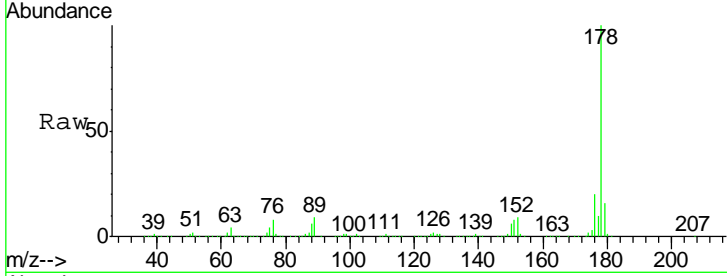


#71
 Anthracene
 Concen: 42.71 ng
 RT: 11.46 min Scan# 803
 Delta R.T. -0.02 min
 Lab File: BF091335.D
 Acq: 29 Nov 2016 19:05

Instrument :
 BNA_F
 ClientSampleId :
 PHOENIX-BPMMSD

Tgt Ion:178 Resp: 1504299

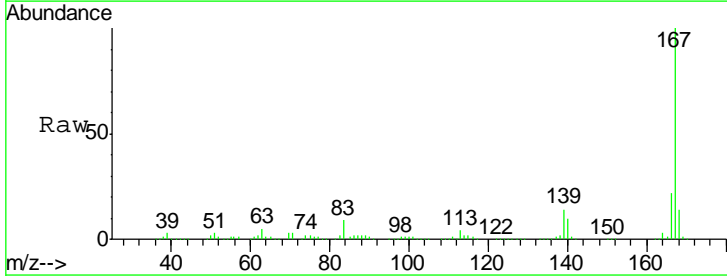
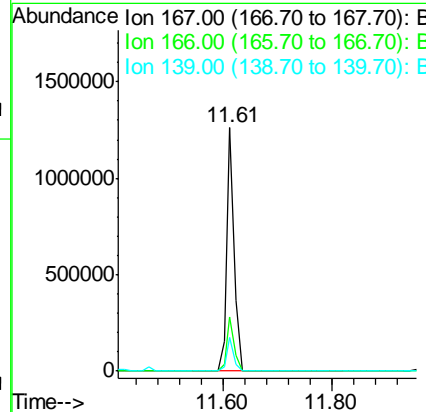
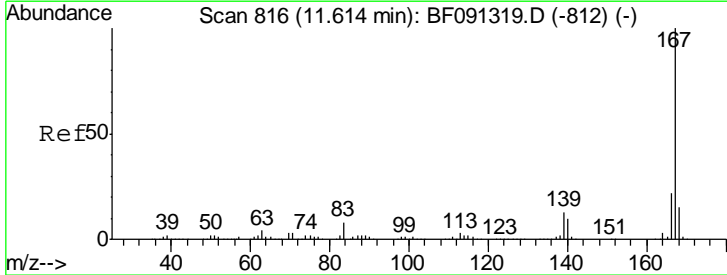
Ion	Ratio	Lower	Upper
178	100		
176	19.5	15.8	23.6
179	16.3	12.7	19.1

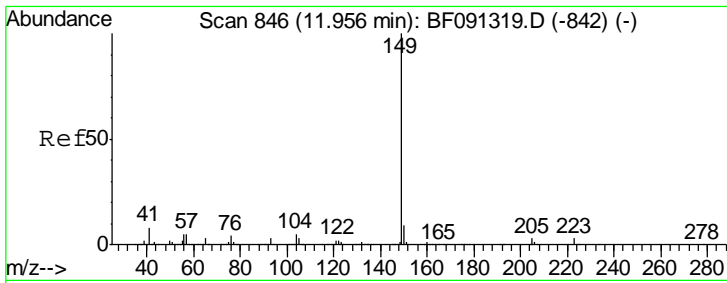


#72
 Carbazole
 Concen: 38.91 ng
 RT: 11.61 min Scan# 816
 Delta R.T. -0.02 min
 Lab File: BF091335.D
 Acq: 29 Nov 2016 19:05

Tgt Ion:167 Resp: 1243422

Ion	Ratio	Lower	Upper
167	100		
166	22.2	18.1	27.1
139	13.6	11.5	17.3

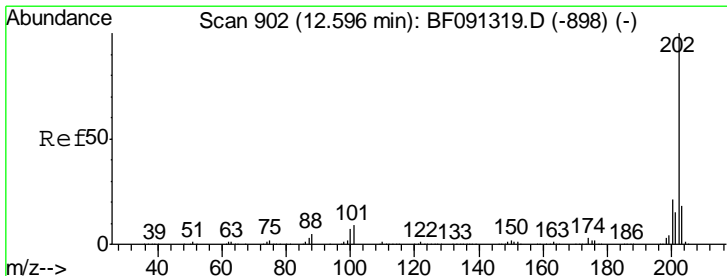
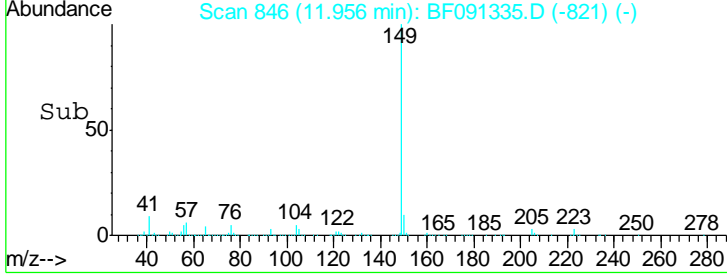
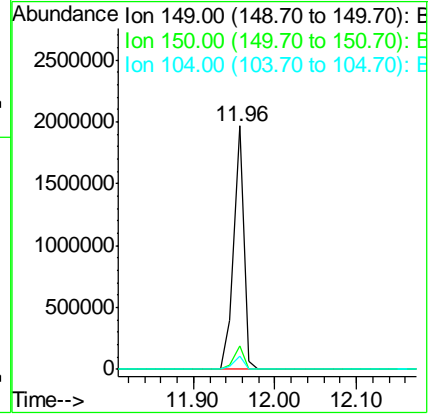
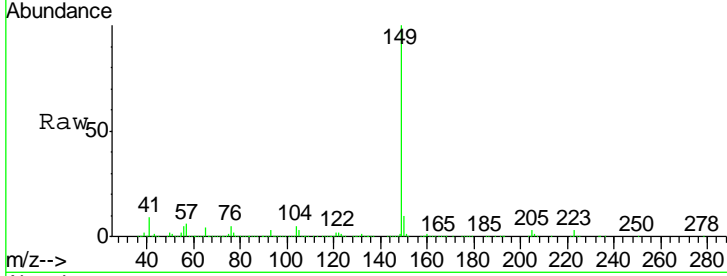




#73
 Di-n-butylphthalate
 Concen: 46.21 ng
 RT: 11.96 min Scan# 846
 Delta R.T. -0.02 min
 Lab File: BF091335.D
 Acq: 29 Nov 2016 19:05

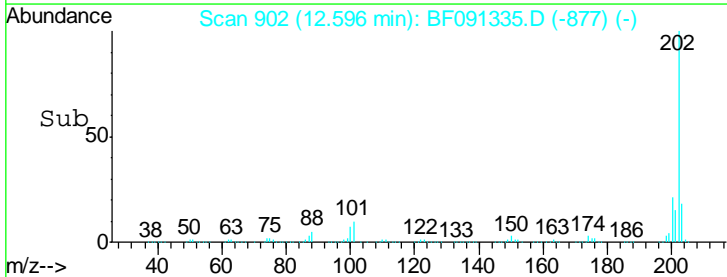
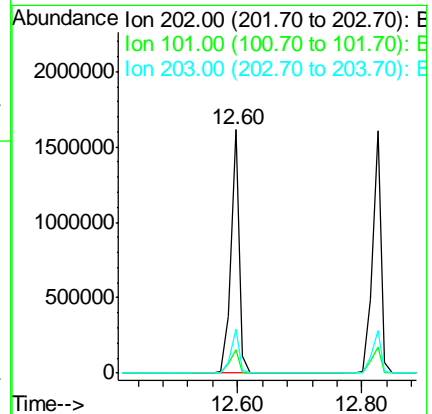
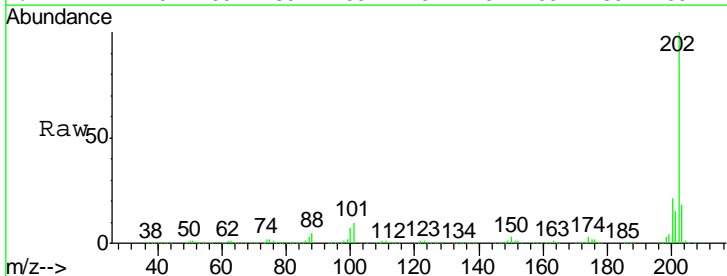
Instrument :
 BNA_F
 ClientSampleId :
 PHOENIX-BPMMSD

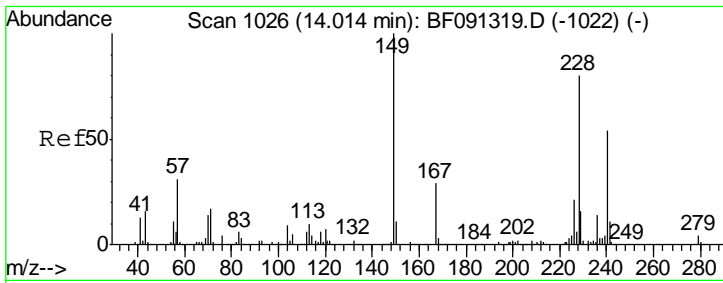
Tgt Ion	Resp	Lower	Upper
149	100		
150	9.7	7.5	11.3
104	5.2	4.0	6.0



#74
 Fluoranthene
 Concen: 43.57 ng
 RT: 12.60 min Scan# 902
 Delta R.T. -0.02 min
 Lab File: BF091335.D
 Acq: 29 Nov 2016 19:05

Tgt Ion	Resp	Lower	Upper
202	100		
101	9.7	0.0	29.5
203	18.1	0.0	37.8

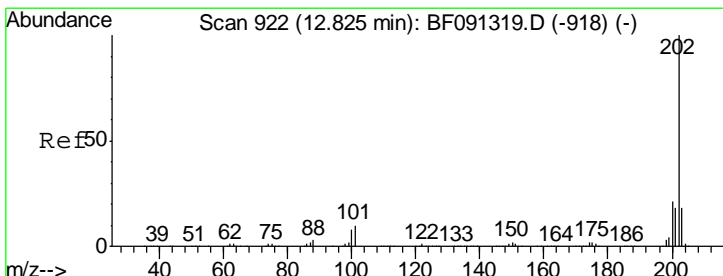

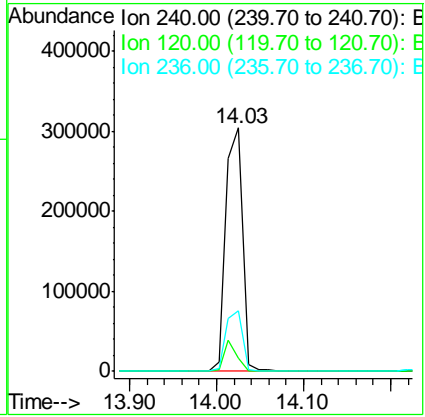
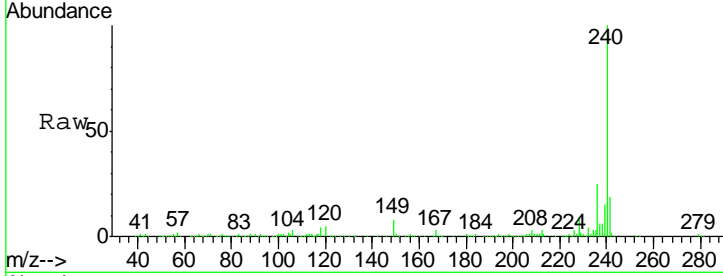




#75
 Chrysene-d12
 Concen: 20.00 ng
 RT: 14.03 min Scan# 1027
 Delta R.T. -0.02 min
 Lab File: BF091335.D
 Acq: 29 Nov 2016 19:05


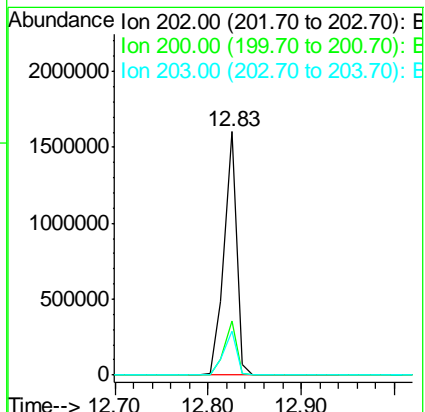
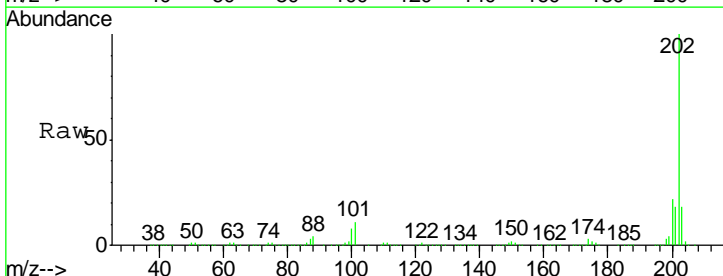
Instrument :
 BNA_F
 ClientSampleId :
 PHOENIX-BPMMSD

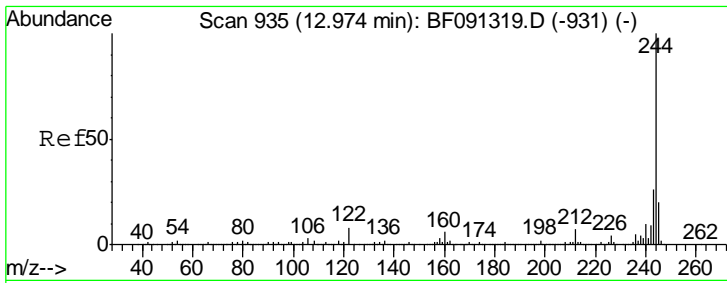
Tgt Ion	Resp	Lower	Upper
240	100		
120	5.3	12.1	18.1#
236	25.0	21.0	31.6



#77
 Pyrene
 Concen: 48.28 ng
 RT: 12.83 min Scan# 922
 Delta R.T. -0.02 min
 Lab File: BF091335.D
 Acq: 29 Nov 2016 19:05

Tgt Ion	Resp	Lower	Upper
202	100		
200	22.0	17.6	26.4
203	17.9	14.0	21.0



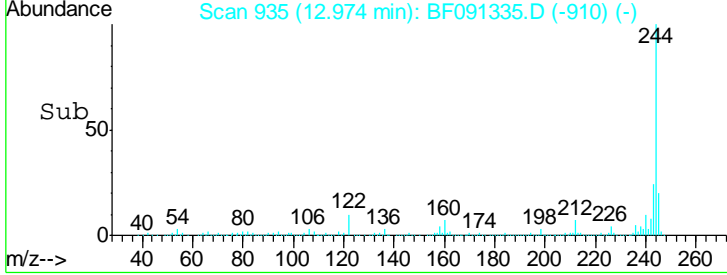
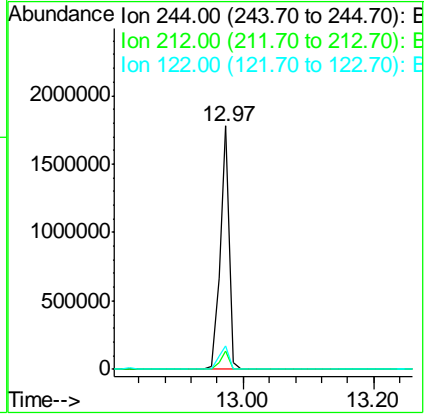
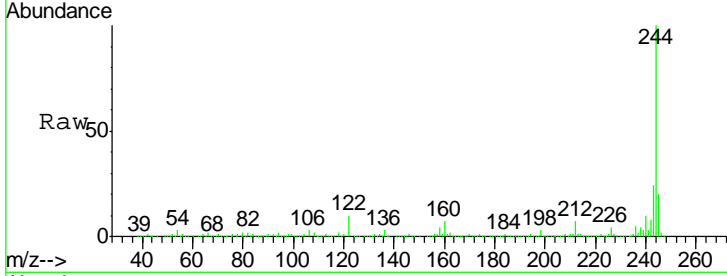


#78
 Terphenyl-d14
 Concen: 92.37 ng
 RT: 12.97 min Scan# 935
 Delta R.T. -0.02 min
 Lab File: BF091335.D
 Acq: 29 Nov 2016 19:05

Instrument :
 BNA_F
ClientSampleId :
 PHOENIX-BPMMSD

Tgt Ion: 244 Resp: 1737819

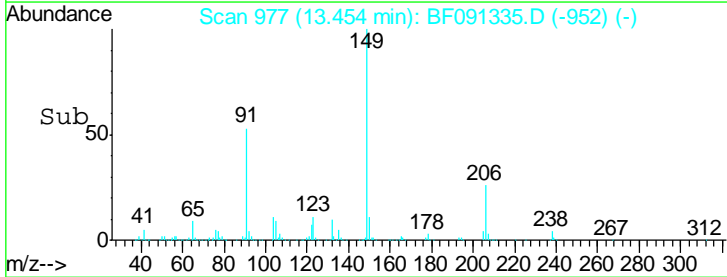
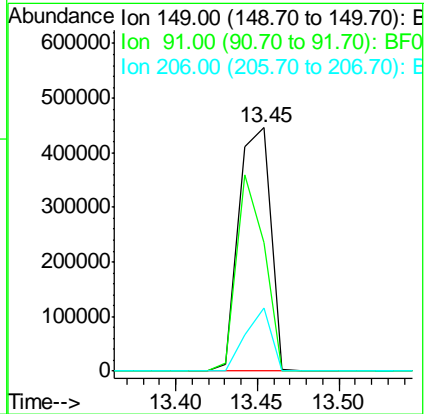
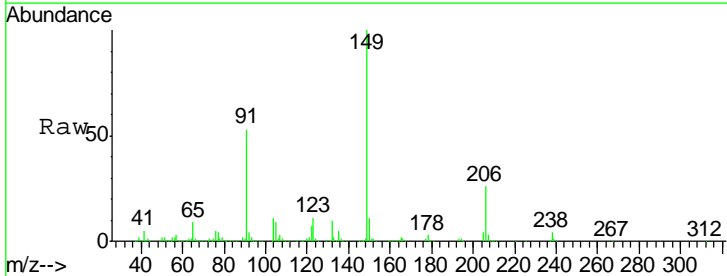
Ion	Ratio	Lower	Upper
244	100		
212	7.3	6.5	9.7
122	9.6	9.5	14.3

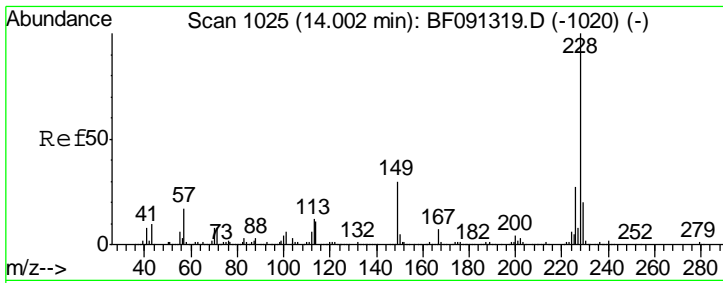


#79
 Butylbenzylphthalate
 Concen: 51.51 ng
 RT: 13.45 min Scan# 977
 Delta R.T. -0.02 min
 Lab File: BF091335.D
 Acq: 29 Nov 2016 19:05

Tgt Ion: 149 Resp: 598540

Ion	Ratio	Lower	Upper
149	100		
91	52.7	57.4	86.2#
206	25.9	15.4	23.2#

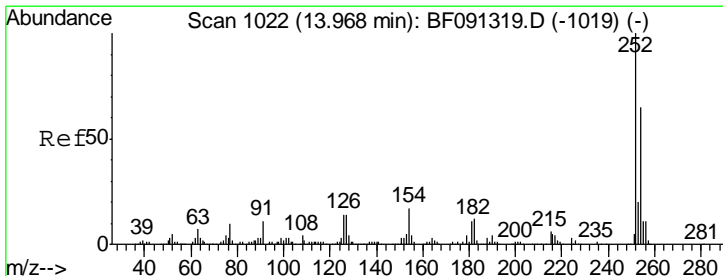
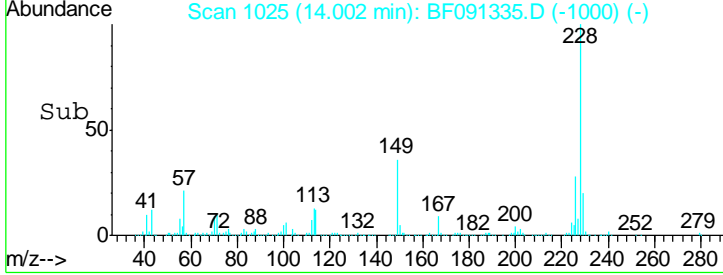
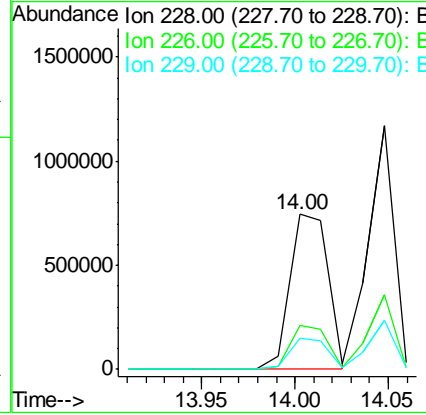
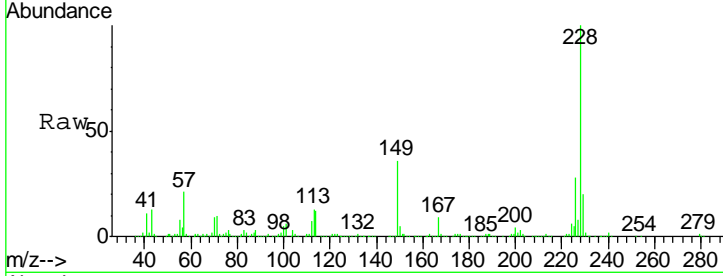




#80
 Benzo(a)anthracene
 Concen: 44.61 ng
 RT: 14.00 min Scan# 1025
 Delta R.T. -0.02 min
 Lab File: BF091335.D
 Acq: 29 Nov 2016 19:05

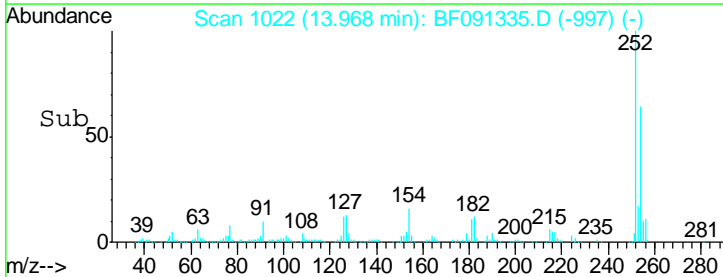
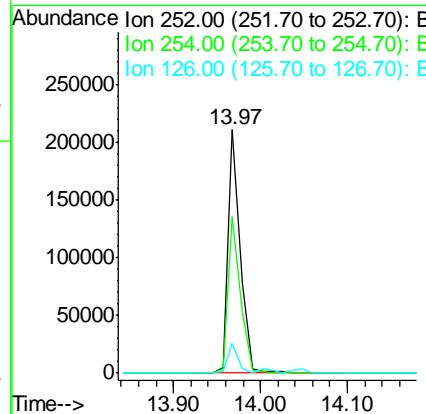
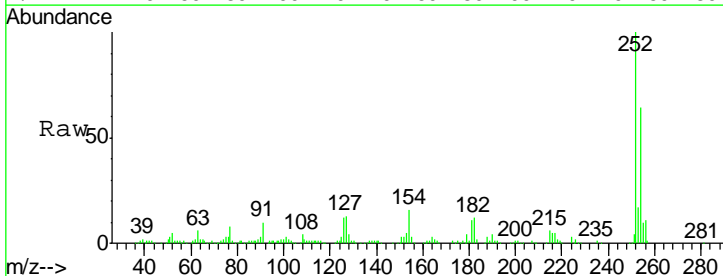
Instrument :
 BNA_F
 ClientSampleId :
 PHOENIX-BPMMSD

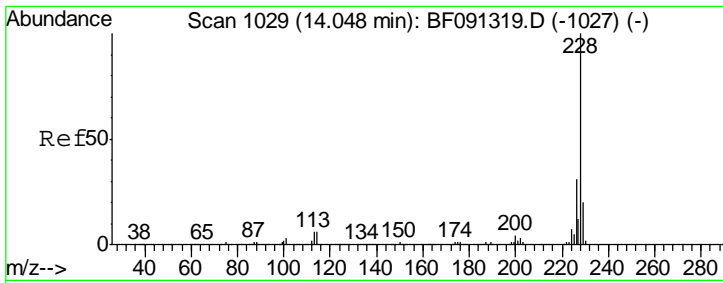
Tgt Ion	Resp	Lower	Upper
228	1066879		
226	28.1	22.5	33.7
229	20.0	16.4	24.6



#81
 3,3'-Dichlorobenzidine
 Concen: 24.83 ng
 RT: 13.97 min Scan# 1022
 Delta R.T. -0.02 min
 Lab File: BF091335.D
 Acq: 29 Nov 2016 19:05

Tgt Ion	Resp	Lower	Upper
252	209208		
254	64.1	52.1	78.1
126	12.2	7.5	11.3#



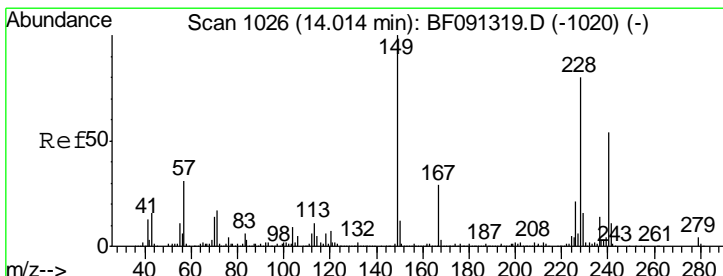

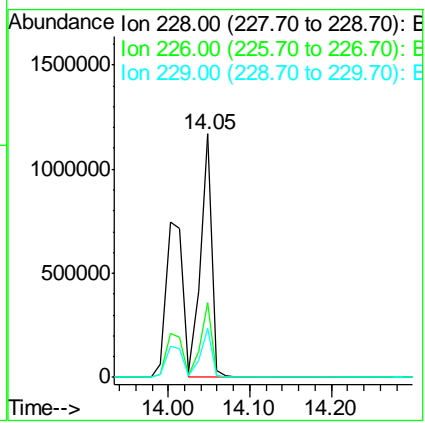
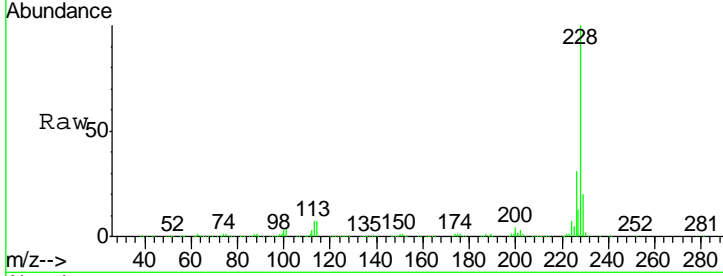


#82
 Chrysene
 Concen: 47.40 ng
 RT: 14.05 min Scan# 1029
 Delta R.T. -0.02 min
 Lab File: BF091335.D
 Acq: 29 Nov 2016 19:05

Instrument :
 BNA_F
 ClientSampleId :
 PHOENIX-BPMMSD

Tgt Ion: 228 Resp: 1121482

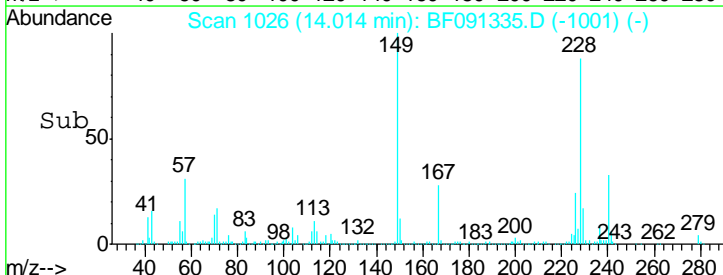
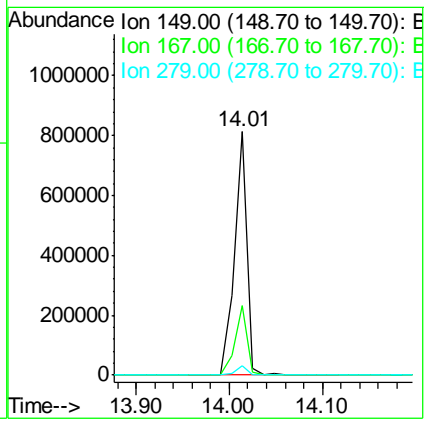
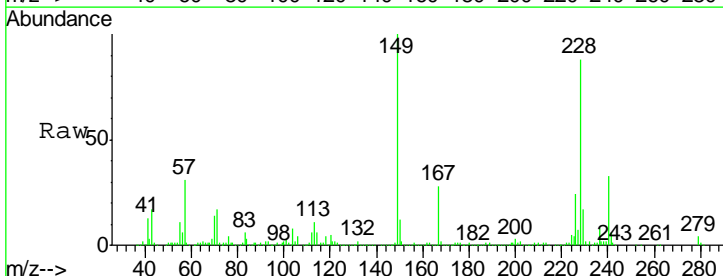
Ion	Ratio	Lower	Upper
228	100		
226	30.5	25.0	37.4
229	20.0	16.0	24.0

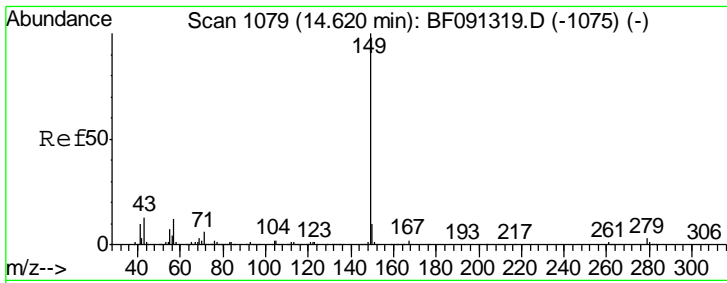


#83
 Bis(2-ethylhexyl)phthalate
 Concen: 52.02 ng
 RT: 14.01 min Scan# 1026
 Delta R.T. -0.02 min
 Lab File: BF091335.D
 Acq: 29 Nov 2016 19:05

Tgt Ion: 149 Resp: 766232

Ion	Ratio	Lower	Upper
149	100		
167	28.5	19.6	29.4
279	4.0	1.9	2.9#

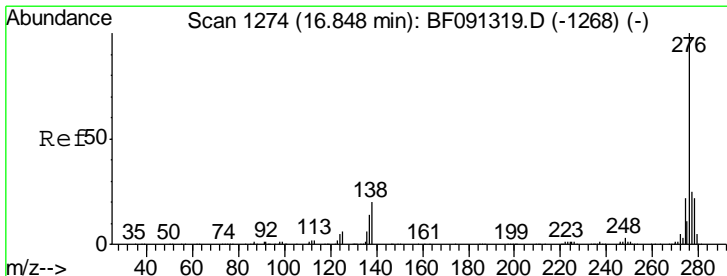
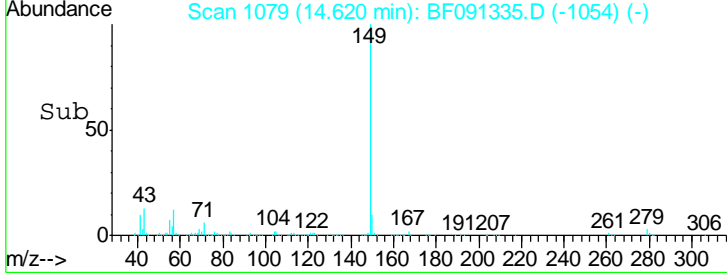
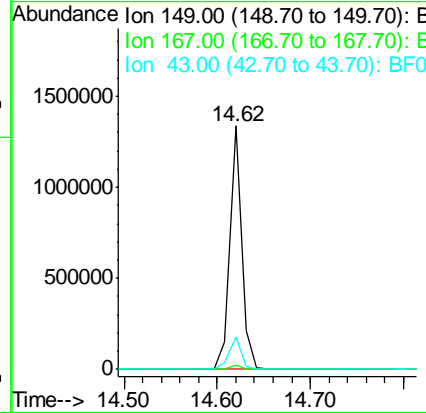
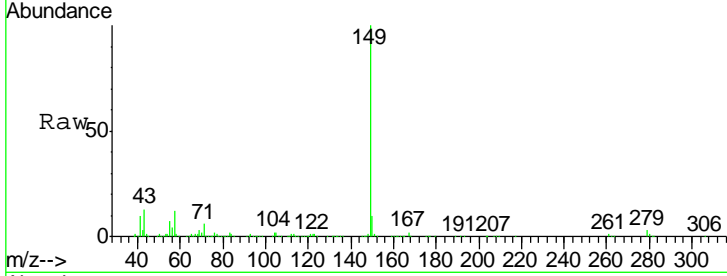




#84
 Di-n-octyl phthalate
 Concen: 52.86 ng
 RT: 14.62 min Scan# 1079
 Delta R.T. -0.02 min
 Lab File: BF091335.D
 Acq: 29 Nov 2016 19:05

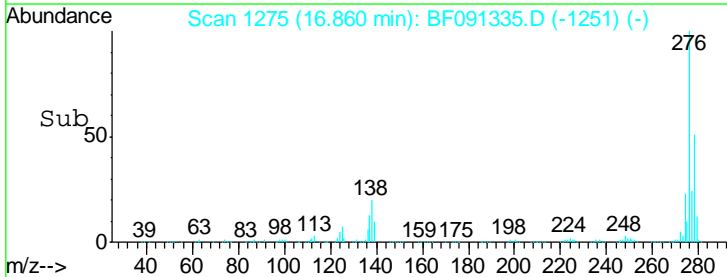
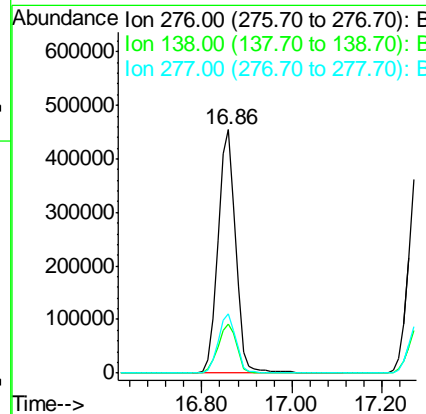
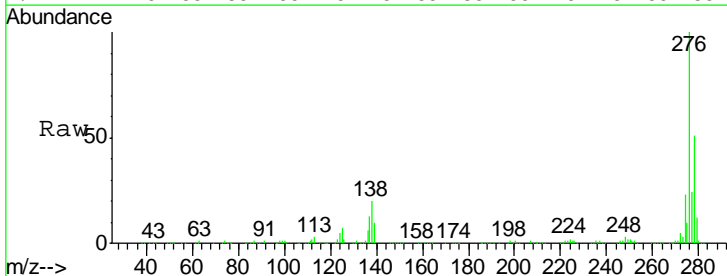
Instrument :
 BNA_F
 ClientSampleId :
 PHOENIX-BPMMSD

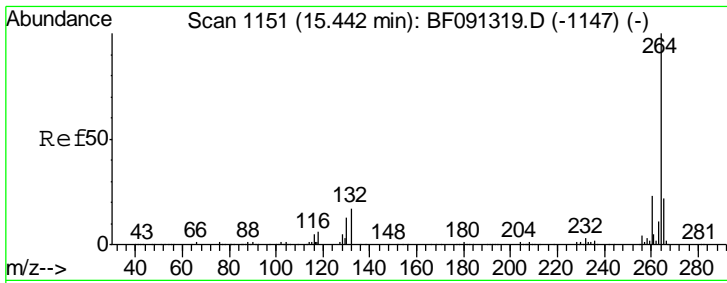
Tgt Ion	Resp	Lower	Upper
149	1178163		
167	1.6	1.3	1.9
43	13.4	11.9	17.9



#85
 Indeno(1,2,3-cd)pyrene
 Concen: 57.28 ng
 RT: 16.86 min Scan# 1275
 Delta R.T. -0.03 min
 Lab File: BF091335.D
 Acq: 29 Nov 2016 19:05

Tgt Ion	Resp	Lower	Upper
276	1241338		
138	21.5	21.0	31.4
277	24.9	20.2	30.2

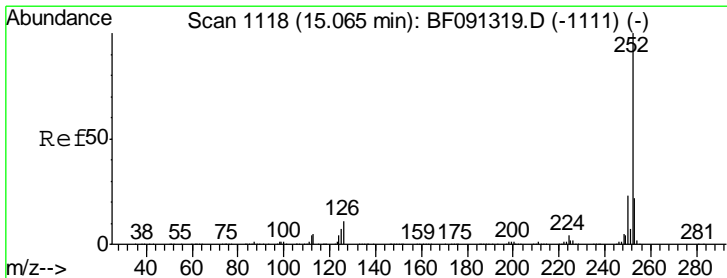
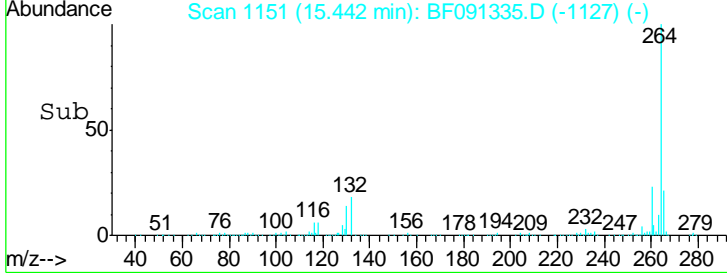
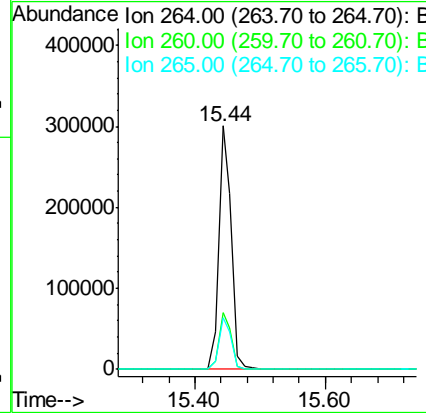
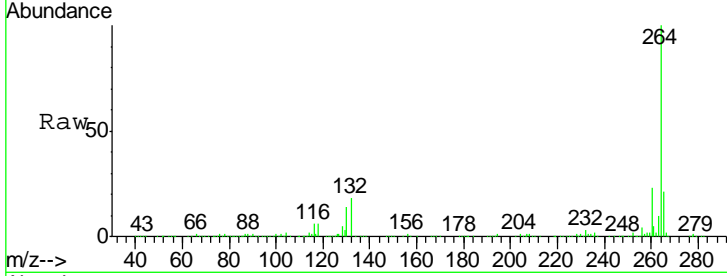




#86
 Perylene-d12
 Concen: 20.00 ng
 RT: 15.44 min Scan# 1151
 Delta R.T. -0.03 min
 Lab File: BF091335.D
 Acq: 29 Nov 2016 19:05

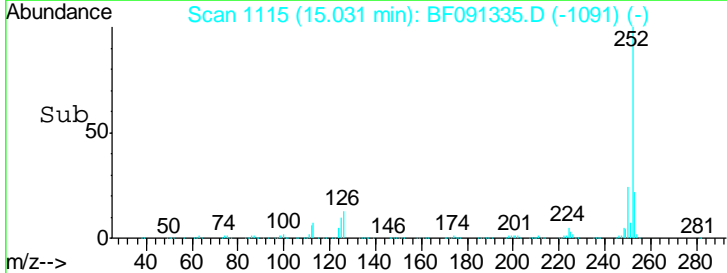
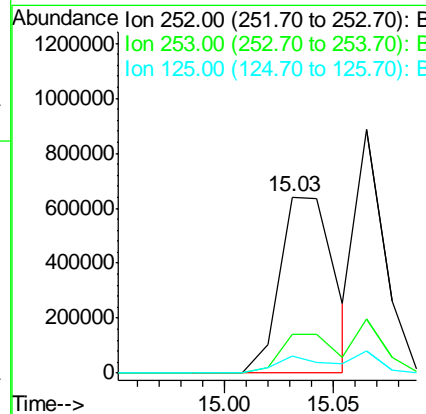
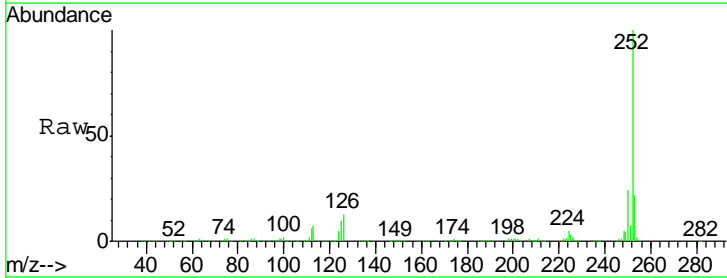
Instrument :
 BNA_F
ClientSampleId :
 PHOENIX-BPMMSD

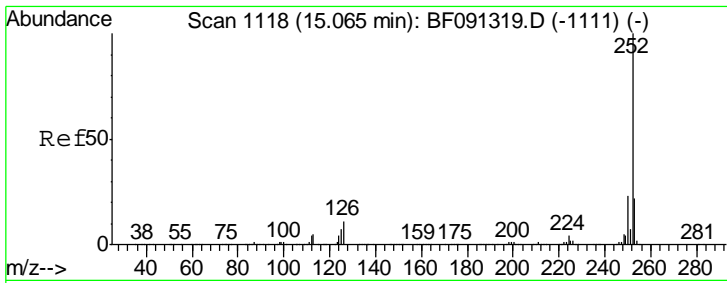
Tgt Ion	Resp	Lower	Upper
264	100		
260	23.1	18.8	28.2
265	21.3	17.0	25.6



#87
 Benzo(b)fluoranthene
 Concen: 44.37 ng
 RT: 15.03 min Scan# 1115
 Delta R.T. -0.03 min
 Lab File: BF091335.D
 Acq: 29 Nov 2016 19:05

Tgt Ion	Resp	Lower	Upper
252	100		
253	22.1	18.2	27.2
125	10.0	8.6	13.0



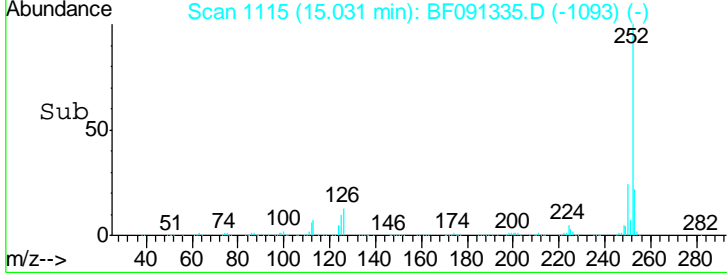
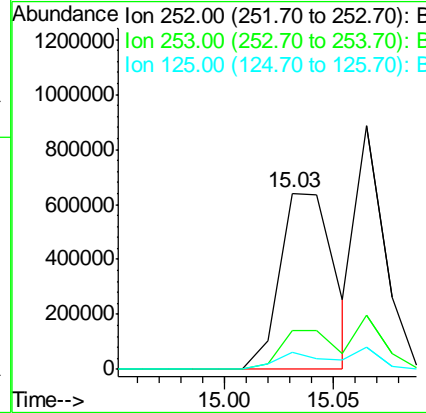
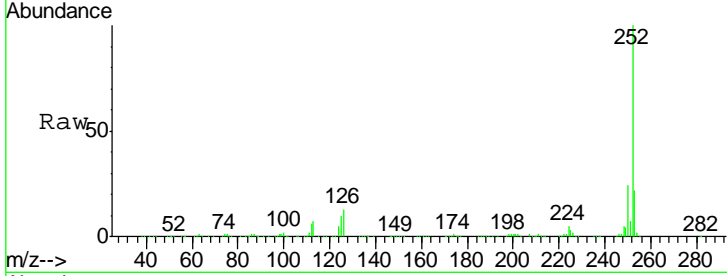


#88
 Benzo(k)fluoranthene
 Concen: 52.76 ng
 RT: 15.03 min Scan# 1115
 Delta R.T. -0.05 min
 Lab File: BF091335.D
 Acq: 29 Nov 2016 19:05

Instrument :
 BNA_F
 ClientSampleId :
 PHOENIX-BPMMSD

Tgt Ion: 252 Resp: 1119846

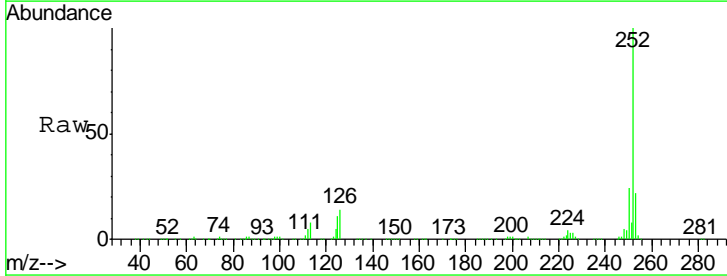
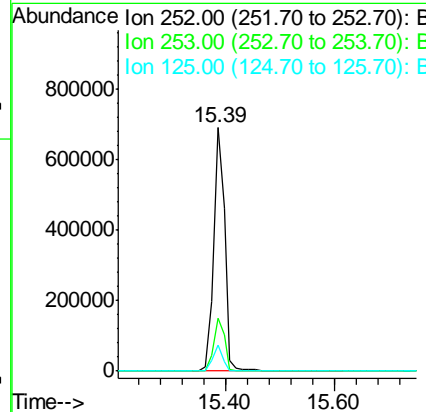
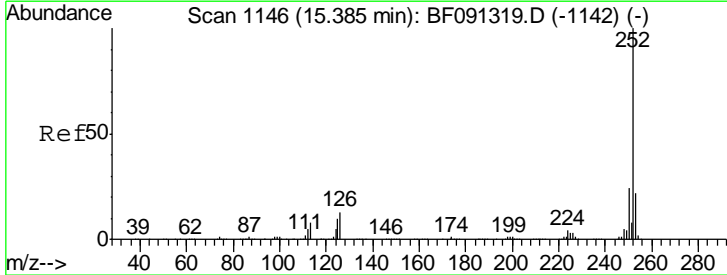
Ion	Ratio	Lower	Upper
252	100		
253	22.1	17.8	26.8
125	10.0	9.6	14.4

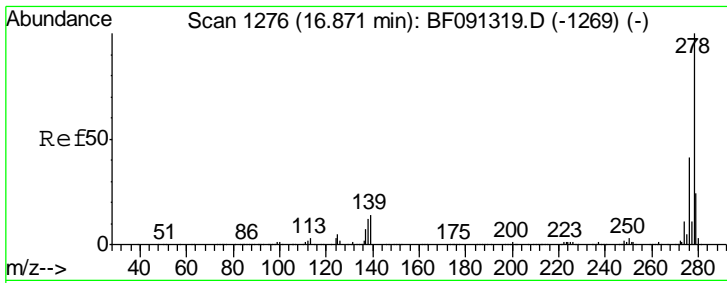


#89
 Benzo(a)pyrene
 Concen: 43.02 ng
 RT: 15.39 min Scan# 1146
 Delta R.T. -0.03 min
 Lab File: BF091335.D
 Acq: 29 Nov 2016 19:05

Tgt Ion: 252 Resp: 975184

Ion	Ratio	Lower	Upper
252	100		
253	21.7	18.2	27.4
125	10.6	10.4	15.6

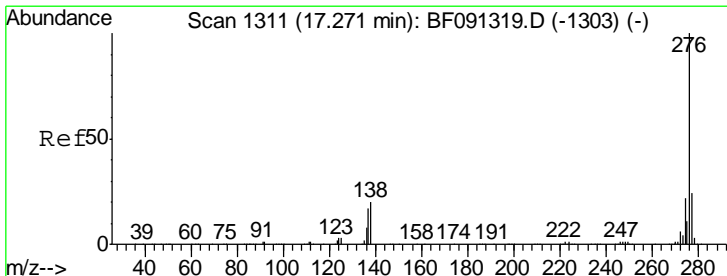
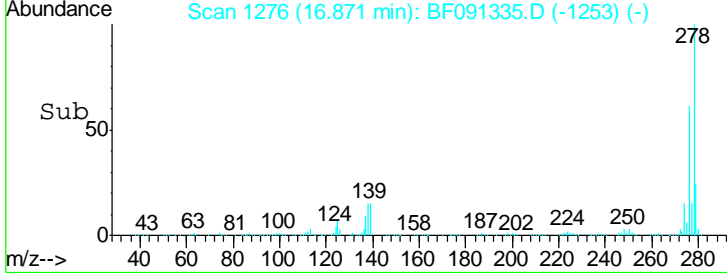
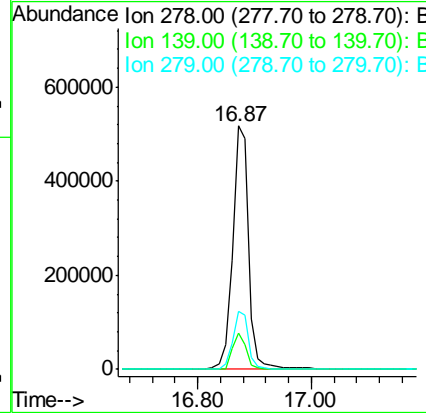
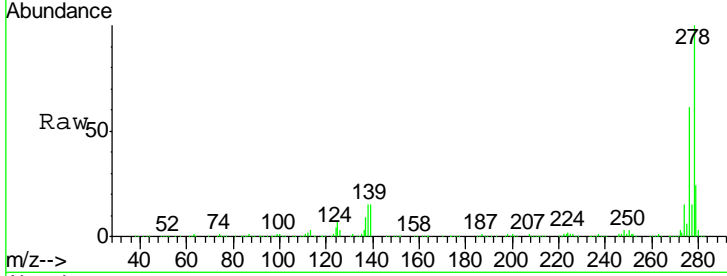




#90
 Dibenzo(a,h)anthracene
 Concen: 48.75 ng
 RT: 16.87 min Scan# 1276
 Delta R.T. -0.04 min
 Lab File: BF091335.D
 Acq: 29 Nov 2016 19:05

Instrument :
 BNA_F
 ClientSampleId :
 PHOENIX-BPMMSD

Tgt Ion	Resp	Lower	Upper
278	1022140		
139	14.9	15.1	22.7#
279	24.1	19.0	28.6



#91
 Benzo(g,h,i)perylene
 Concen: 48.77 ng
 RT: 17.28 min Scan# 1312
 Delta R.T. -0.03 min
 Lab File: BF091335.D
 Acq: 29 Nov 2016 19:05

Tgt Ion	Resp	Lower	Upper
276	1054163		
277	23.7	19.0	28.4
138	18.0	15.4	23.0

