

Data Path : Z:\HPCHEM1\BNA_F\DATA\BF120716\
 Data File : BF091485.D
 Acq On : 7 Dec 2016 22:35
 Operator : UM/SJ
 Sample : H5869-03MSD
 Misc :
 ALS Vial : 17 Sample Multiplier: 1

Instrument :
 BNA_F
 ClientSampleId :
 TP17-18-COMP4MSD

Quant Time: Dec 08 00:27:40 2016
 Quant Method : Z:\HPCHEM1\BNA_F\METHODS\8270-BF112916.M
 Quant Title : ASP BNA STANDARDS FOR 5 POINT CALIBRATION
 QLast Update : Tue Nov 29 13:33:46 2016
 Response via : Initial Calibration

Internal Standards	R.T.	QIon	Response	Conc	Units	Dev(Min)
1) 1,4-Dichlorobenzene-d4	6.84	152	168770	20.00	ng	-0.04
21) Naphthalene-d8	8.12	136	646985	20.00	ng	-0.05
38) Acenaphthene-d10	9.88	164	379634	20.00	ng	-0.04
63) Phenanthrene-d10	11.35	188	523268	20.00	ng	-0.05
75) Chrysene-d12	13.99	240	348233	20.00	ng	-0.05
86) Perylene-d12	15.41	264	370607	20.00	ng	-0.06

System Monitoring Compounds

5) 2-Fluorophenol	5.44	112	1066762	103.26	ng	-0.03
7) Phenol-d6	6.48	99	1374790	108.10	ng	-0.02
23) Nitrobenzene-d5	7.41	82	937259	81.18	ng	-0.04
41) 2,4,6-Tribromophenol	10.66	330	399604	111.19	ng	-0.04
44) 2-Fluorobiphenyl	9.20	172	1574841	75.11	ng	-0.04
78) Terphenyl-d14	12.94	244	1069095	66.73	ng	-0.05

Target Compounds

Target Compounds	R.T.	QIon	Response	Conc	Units	Qvalue
2) 1,4-Dioxane	2.48	88	114005	24.39	ng	# 80
3) Pyridine	3.20	79	355346	26.87	ng	# 82
4) n-Nitrosodimethylamine	3.16	42	234596	33.81	ng	94
6) Aniline	6.49	93	328564	19.45	ng	# 1
8) 2-Chlorophenol	6.62	128	375119	33.12	ng	# 76
9) Benzaldehyde	6.38	77	100649	12.31	ng	80
10) Phenol	6.49	94	659293	44.06	ng	97
11) bis(2-Chloroethyl)ether	6.57	93	371096	34.71	ng	95
12) 1,3-Dichlorobenzene	6.78	146	451008	35.79	ng	97
13) 1,4-Dichlorobenzene	6.85	146	417071	33.28	ng	94
14) 1,2-Dichlorobenzene	7.01	146	442107	37.87	ng	97
15) Benzyl Alcohol	6.98	79	411362	40.42	ng	96
16) 2,2'-oxybis(1-Chloropropan	7.12	45	807935	35.14	ng	72
17) 2-Methylphenol	7.10	107	326589	36.48	ng	# 75
18) Hexachloroethane	7.35	117	174024	39.11	ng	93
19) n-Nitroso-di-n-propylamine	7.26	70	306604	38.27	ng	# 94
20) 3+4-Methylphenols	7.25	107	431917	39.51	ng	# 60
22) Acetophenone	7.25	105	578585	37.73	ng	# 81
24) Nitrobenzene	7.42	77	416653	35.25	ng	93
25) Isophorone	7.66	82	781891	38.23	ng	99
26) 2-Nitrophenol	7.74	139	235627	43.74	ng	# 84
27) 2,4-Dimethylphenol	7.78	122	379485	37.66	ng	92
28) bis(2-Chloroethoxy)methane	7.88	93	522240	42.42	ng	100
29) 2,4-Dichlorophenol	7.98	162	325492	36.72	ng	98
30) 1,2,4-Trichlorobenzene	8.06	180	371993	37.43	ng	97
31) Naphthalene	8.14	128	1265420	41.15	ng	100
33) 4-Chloroaniline	8.20	127	188607	14.35	ng	97
34) Hexachlorobutadiene	8.26	225	235349	38.51	ng	99
35) Caprolactam	8.56	113	91374	35.86	ng	93
36) 4-Chloro-3-methylphenol	8.68	107	342351	35.77	ng	100
37) 2-Methylnaphthalene	8.84	142	857028	41.03	ng	94
39) 1,2,4,5-Tetrachlorobenzene	9.00	216	346828	32.41	ng	98
40) Hexachlorocyclopentadiene	8.98	237	247009	49.79	ng	100
42) 2,4,6-Trichlorophenol	9.11	196	245204	35.25	ng	97

Data Path : Z:\HPCHEM1\BNA_F\DATA\BF120716\
 Data File : BF091485.D
 Acq On : 7 Dec 2016 22:35
 Operator : UM/SJ
 Sample : H5869-03MSD
 Misc :
 ALS Vial : 17 Sample Multiplier: 1

Instrument :
 BNA_F
 ClientSampleId :
 TP17-18-COMP4MSD

Quant Time: Dec 08 00:27:40 2016
 Quant Method : Z:\HPCHEM1\BNA_F\METHODS\8270-BF112916.M
 Quant Title : ASP BNA STANDARDS FOR 5 POINT CALIBRATION
 QLast Update : Tue Nov 29 13:33:46 2016
 Response via : Initial Calibration

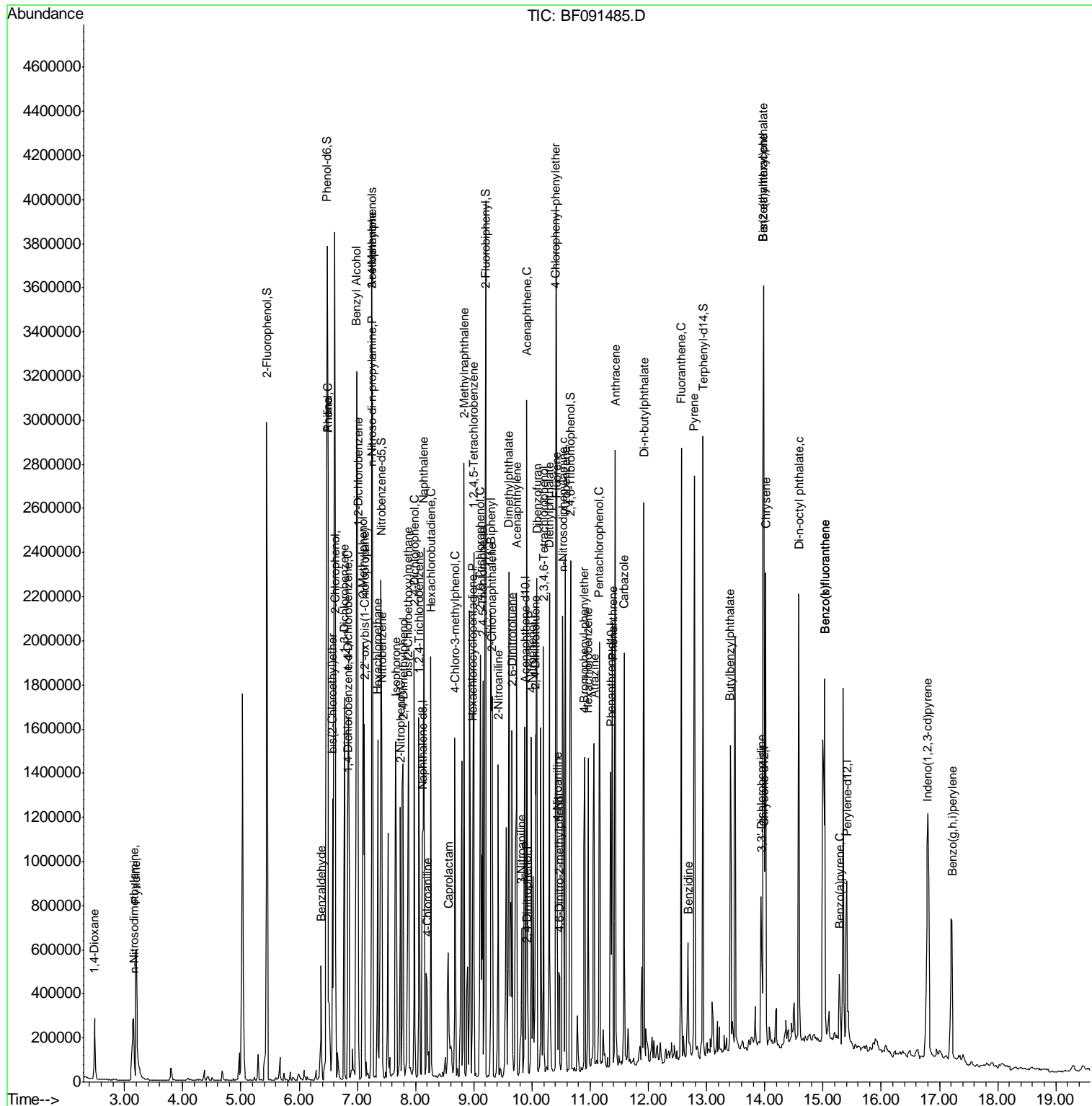
Internal Standards	R.T.	QIon	Response	Conc	Units	Dev(Min)
43) 2,4,5-Trichlorophenol	9.16	196	250408	35.92	ng	# 92
45) 1,1'-Biphenyl	9.29	154	920839	33.73	ng	98
46) 2-Chloronaphthalene	9.32	162	686729	33.78	ng	97
47) 2-Nitroaniline	9.42	65	288635	39.53	ng	89
48) Acenaphthylene	9.74	152	1135229	35.47	ng	99
49) Dimethylphthalate	9.60	163	892469	38.82	ng	98
50) 2,6-Dinitrotoluene	9.66	165	173427	33.76	ng	98
51) Acenaphthene	9.91	154	774244	35.87	ng	97
52) 3-Nitroaniline	9.82	138	114088	19.18	ng	82
53) 2,4-Dinitrophenol	9.92	184	47236	21.02	ng	# 45
54) Dibenzofuran	10.08	168	1075582	37.22	ng	92
55) 4-Nitrophenol	9.99	139	222984	51.91	ng	93
56) 2,4-Dinitrotoluene	10.06	165	224046	33.62	ng	# 60
57) Fluorene	10.42	166	804470	36.26	ng	98
58) 2,3,4,6-Tetrachlorophenol	10.20	232	212832	35.76	ng	# 97
59) Diethylphthalate	10.30	149	794984	35.04	ng	97
60) 4-Chlorophenyl-phenylether	10.41	204	360125	32.36	ng	# 87
61) 4-Nitroaniline	10.44	138	142096	25.45	ng	83
62) Azobenzene	10.57	77	879617	37.99	ng	91
64) 4,6-Dinitro-2-methylphenol	10.47	198	92795	32.19	ng	# 38
65) n-Nitrosodiphenylamine	10.53	169	654345	41.24	ng	99
66) 4-Bromophenyl-phenylether	10.90	248	246336	43.80	ng	# 80
67) Hexachlorobenzene	10.96	284	219866	36.18	ng	# 70
68) Atrazine	11.06	200	226778	44.14	ng	94
69) Pentachlorophenol	11.16	266	234710	65.60	ng	96
70) Phenanthrene	11.38	178	1145717	42.14	ng	99
71) Anthracene	11.43	178	1064238	39.44	ng	99
72) Carbazole	11.58	167	795318	32.48	ng	99
73) Di-n-butylphthalate	11.92	149	1153738	41.57	ng	100
74) Fluoranthene	12.56	202	1082675	42.04	ng	99
76) Benzidine	12.69	184	273010	26.71	ng	97
77) Pyrene	12.79	202	1154271	43.68	ng	99
79) Butylbenzylphthalate	13.41	149	363239	36.71	ng	86
80) Benzo(a)anthracene	13.98	228	871878	42.81	ng	99
81) 3,3'-Dichlorobenzidine	13.93	252	170456	23.76	ng	# 95
82) Chrysene	14.01	228	845615	41.97	ng	99
83) Bis(2-ethylhexyl)phthalate	13.98	149	525708	41.91	ng	# 91
84) Di-n-octyl phthalate	14.59	149	858547	45.23	ng	98
85) Indeno(1,2,3-cd)pyrene	16.79	276	760030	41.19	ng	# 93
87) Benzo(b)fluoranthene	15.03	252	1704152	73.98	ng	# 95
88) Benzo(k)fluoranthene	15.03	252	1704152	87.97	ng	# 94
89) Benzo(a)pyrene	15.28	252	151733	7.33	ng	98
91) Benzo(g,h,i)perylene	17.21	276	617080	31.28	ng	# 94

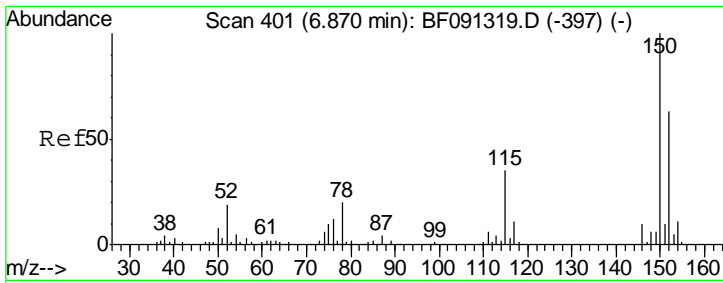
(#) = qualifier out of range (m) = manual integration (+) = signals summed

Data Path : Z:\HPCHEM1\BNA_F\DATA\BF120716\
 Data File : BF091485.D
 Acq On : 7 Dec 2016 22:35
 Operator : UM/SJ
 Sample : H5869-03MSD
 Misc :
 ALS Vial : 17 Sample Multiplier: 1

Instrument :
 BNA_F
 Client Sampled :
 TP17-18-COMP4MSD

Quant Time: Dec 08 00:27:40 2016
 Quant Method : Z:\HPCHEM1\BNA_F\METHODS\8270-BF112916.M
 Quant Title : ASP BNA STANDARDS FOR 5 POINT CALIBRATION
 QLast Update : Tue Nov 29 13:33:46 2016
 Response via : Initial Calibration

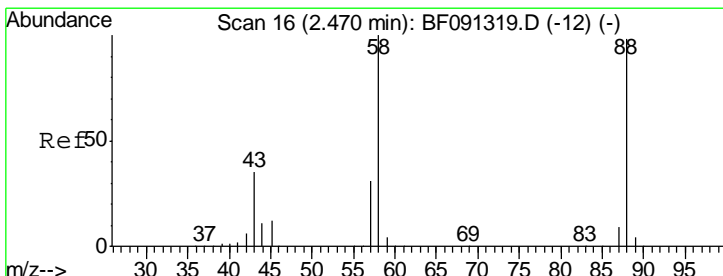
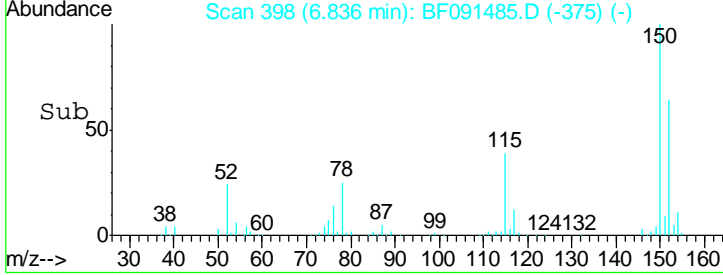
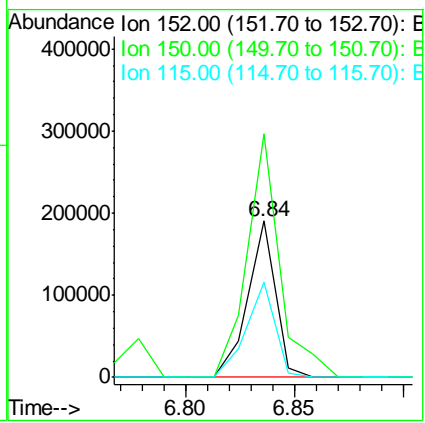
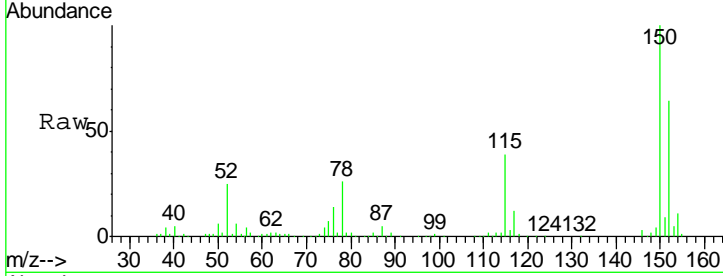




#1
 1,4-Dichlorobenzene-d4
 Concen: 20.00 ng
 RT: 6.84 min Scan# 398
 Delta R.T. -0.04 min
 Lab File: BF091485.D
 Acq: 7 Dec 2016 22:35

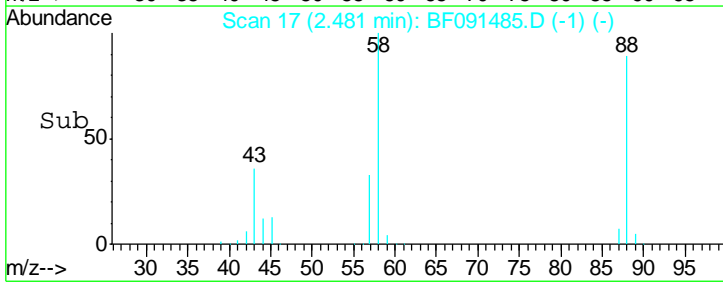
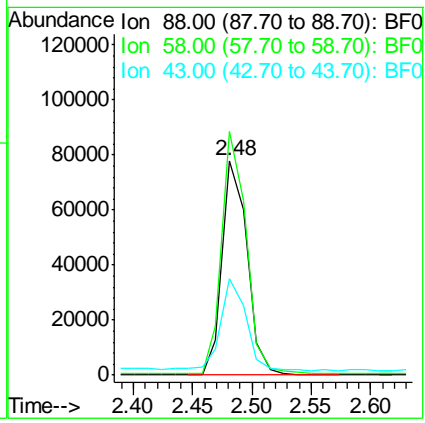
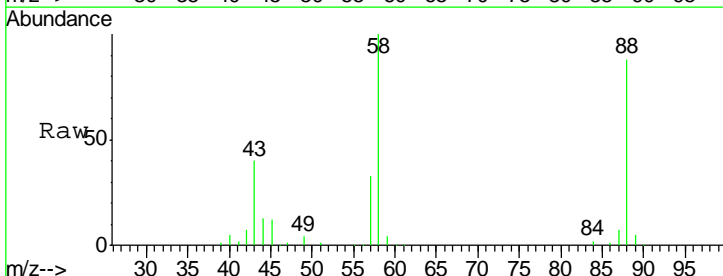
Instrument :
 BNA_F
ClientSampleId :
 TP17-18-COMP4MSD

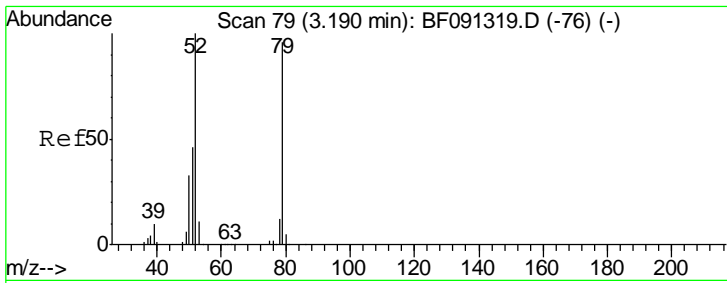
Tgt Ion	Resp	Lower	Upper
152	168770		
152	100		
150	155.7	122.5	183.7
115	61.2	51.8	77.8



#2
 1,4-Dioxane
 Concen: 24.39 ng
 RT: 2.48 min Scan# 17
 Delta R.T. -0.02 min
 Lab File: BF091485.D
 Acq: 7 Dec 2016 22:35

Tgt Ion	Resp	Lower	Upper
88	114005		
88	100		
58	111.1	70.3	105.5#
43	44.1	31.3	46.9

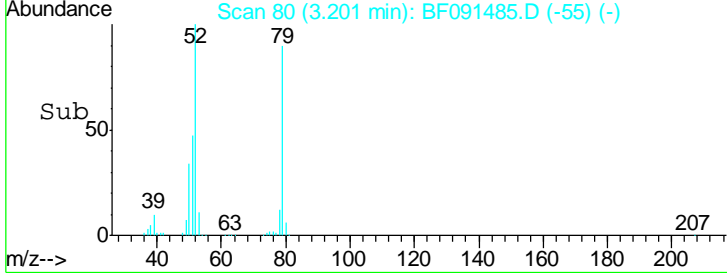
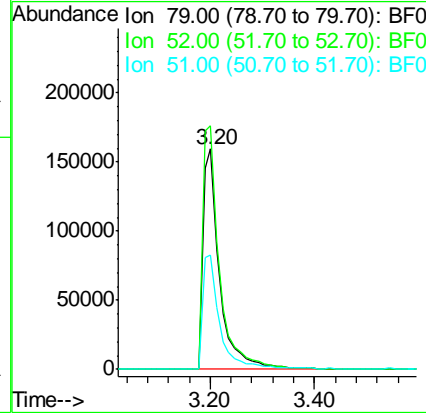
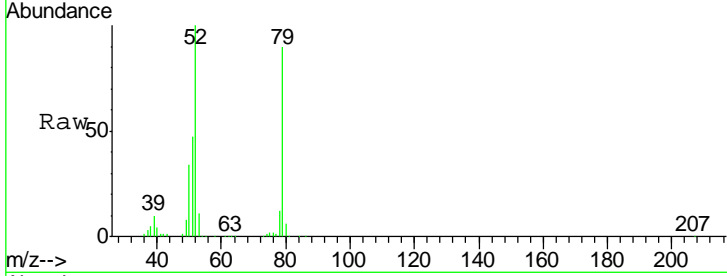




#3
 Pyridine
 Concen: 26.87 ng
 RT: 3.20 min Scan# 80
 Delta R.T. -0.02 min
 Lab File: BF091485.D
 Acq: 7 Dec 2016 22:35

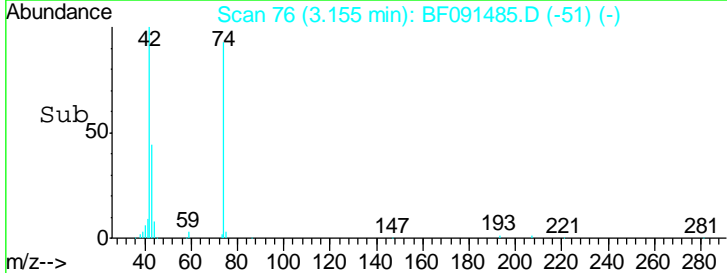
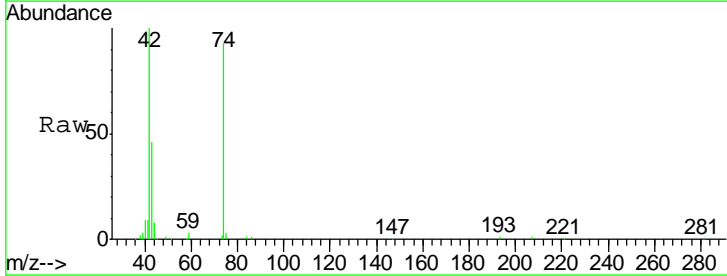
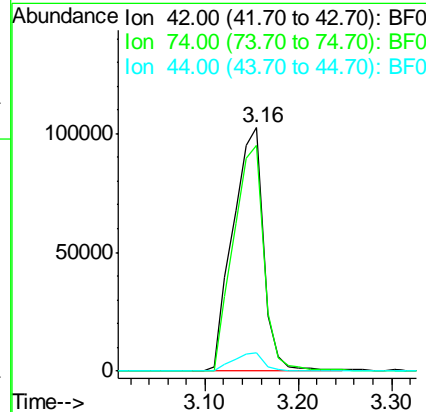
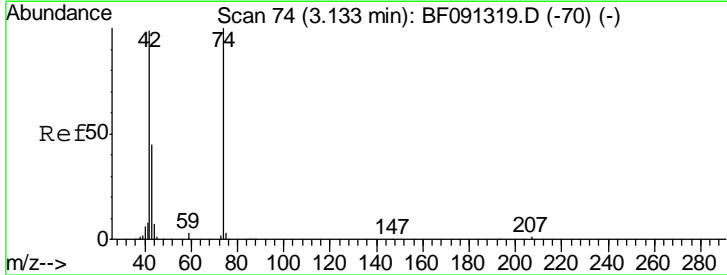
Instrument :
 BNA_F
ClientSampleId :
 TP17-18-COMP4MSD

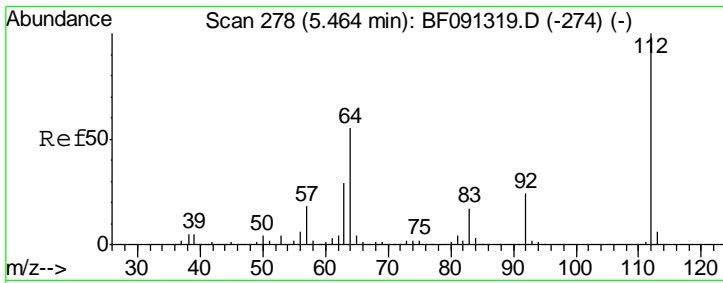
Tgt Ion	Resp	Lower	Upper
79	100		
52	110.6	71.0	106.4#
51	52.0	37.0	55.4



#4
 n-Nitrosodimethylamine
 Concen: 33.81 ng
 RT: 3.16 min Scan# 76
 Delta R.T. -0.02 min
 Lab File: BF091485.D
 Acq: 7 Dec 2016 22:35

Tgt Ion	Resp	Lower	Upper
42	100		
74	92.6	78.9	118.3
44	7.7	5.8	8.6



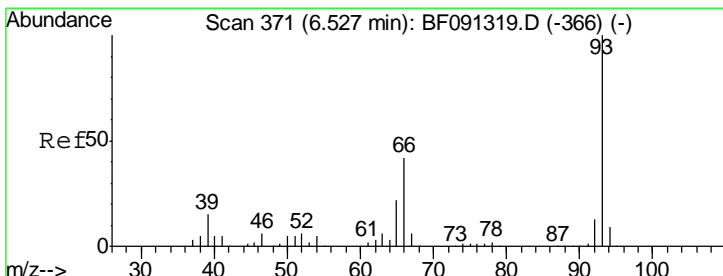
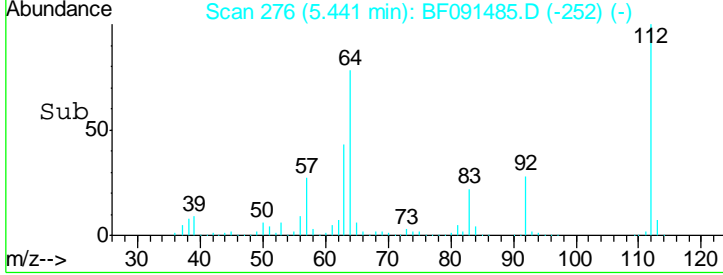
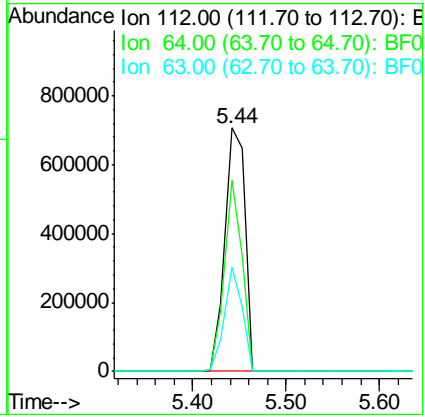
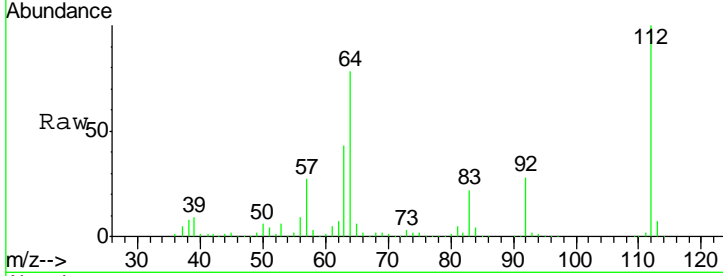


#5
 2-Fluorophenol
 Concen: 103.26 ng
 RT: 5.44 min Scan# 276
 Delta R.T. -0.03 min
 Lab File: BF091485.D
 Acq: 7 Dec 2016 22:35

Instrument :
 BNA_F
ClientSampleId :
 TP17-18-COMP4MSD

Tgt Ion: 112 Resp: 1066762

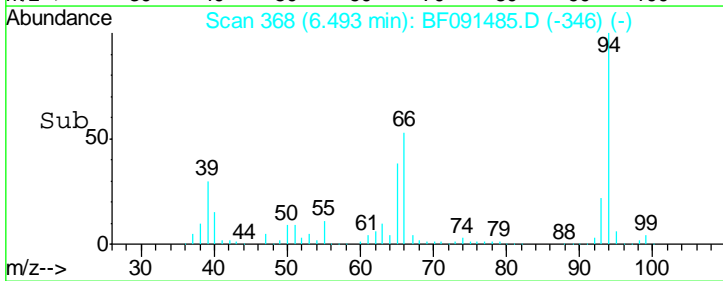
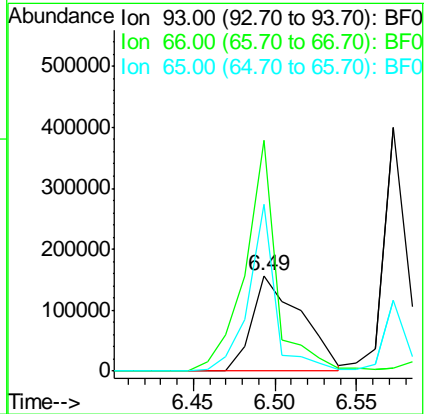
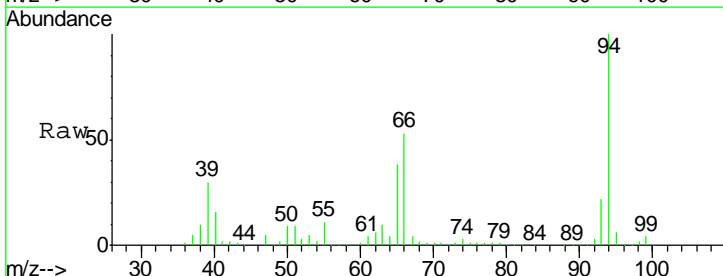
Ion	Ratio	Lower	Upper
112	100		
64	78.5	61.5	92.3
63	42.7	33.3	49.9

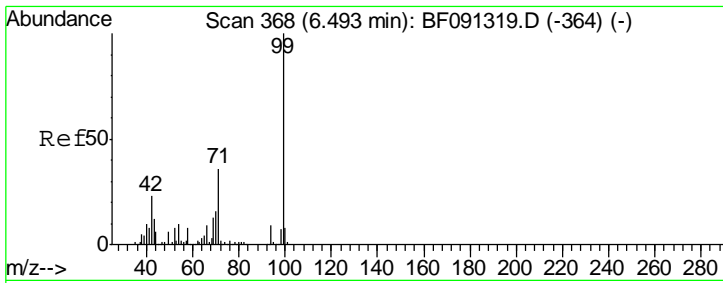


#6
 Aniline
 Concen: 19.45 ng
 RT: 6.49 min Scan# 368
 Delta R.T. -0.05 min
 Lab File: BF091485.D
 Acq: 7 Dec 2016 22:35

Tgt Ion: 93 Resp: 328564

Ion	Ratio	Lower	Upper
93	100		
66	241.5	55.8	83.6#
65	174.3	29.9	44.9#

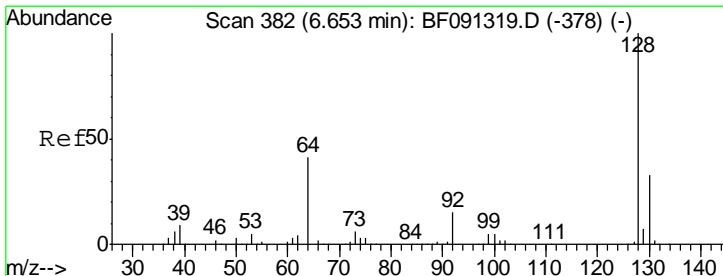
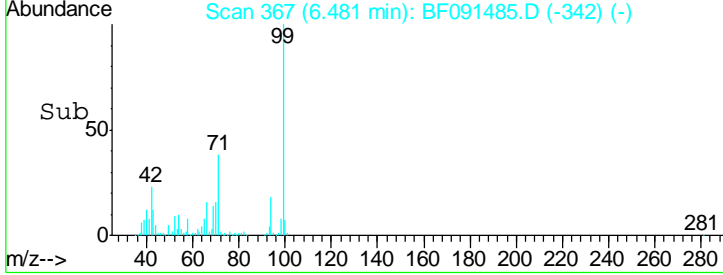
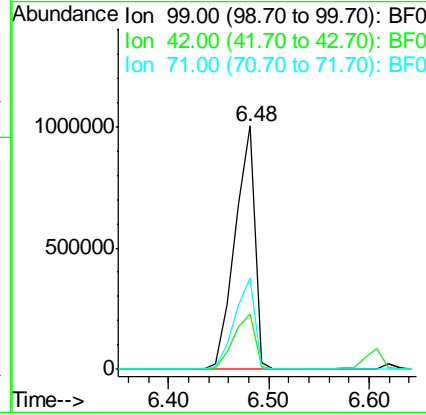
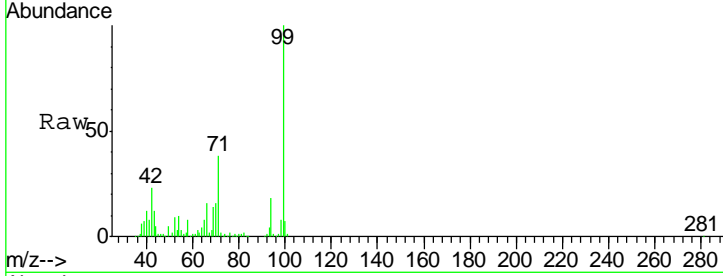




#7
 Phenol-d6
 Concen: 108.10 ng
 RT: 6.48 min Scan# 367
 Delta R.T. -0.02 min
 Lab File: BF091485.D
 Acq: 7 Dec 2016 22:35

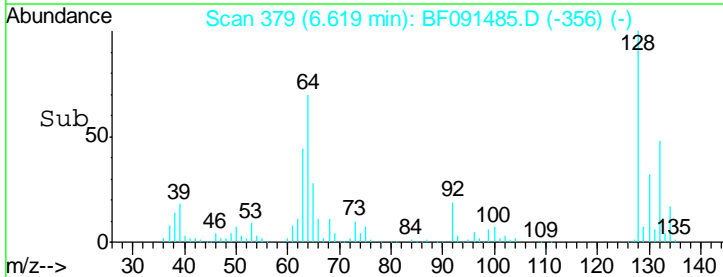
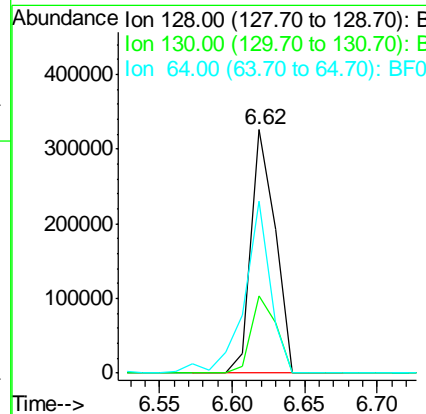
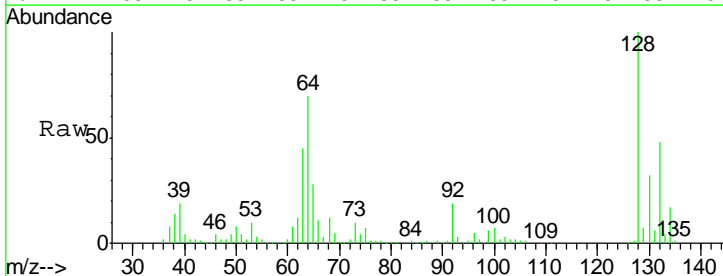
Instrument :
 BNA_F
ClientSampleId :
 TP17-18-COMP4MSD

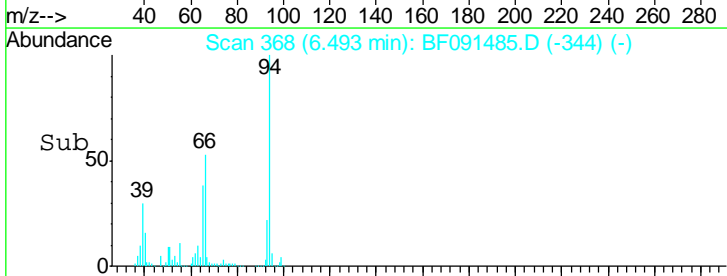
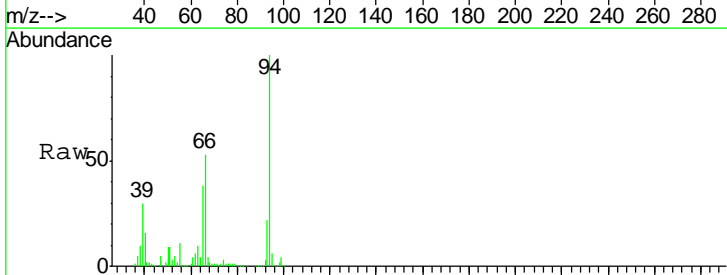
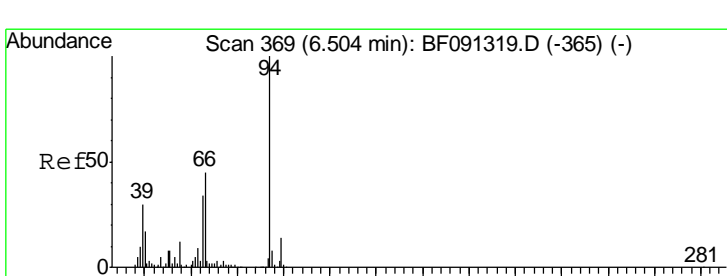
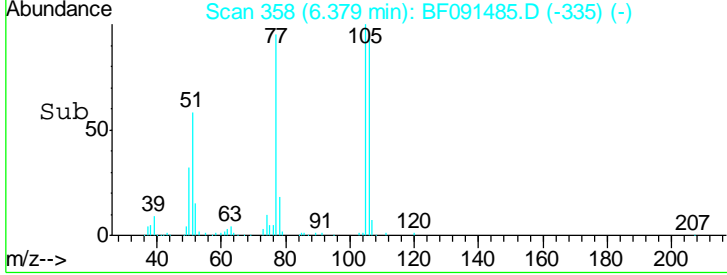
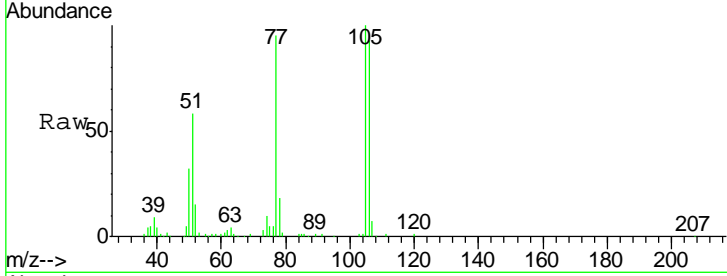
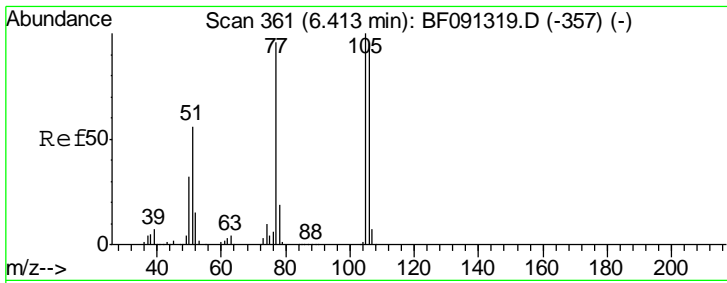
Tgt Ion	Resp	Lower	Upper
99	1374790		
42	22.7	20.6	31.0
71	37.6	29.9	44.9



#8
 2-Chlorophenol
 Concen: 33.12 ng
 RT: 6.62 min Scan# 379
 Delta R.T. -0.04 min
 Lab File: BF091485.D
 Acq: 7 Dec 2016 22:35

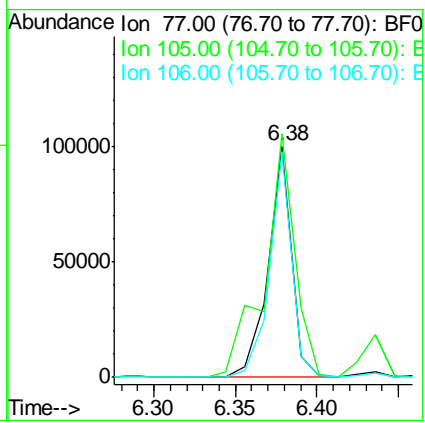
Tgt Ion	Resp	Lower	Upper
128	375119		
130	31.8	13.1	53.1
64	70.5	24.1	64.1#





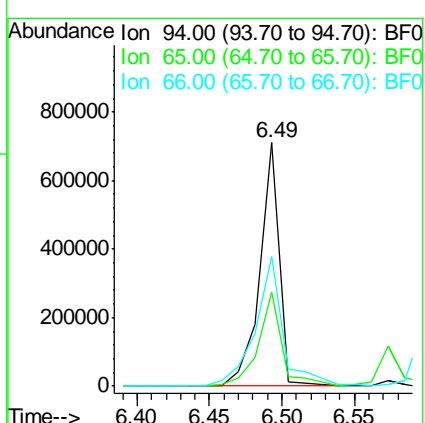
#9
Benzaldehyde
Concen: 12.31 ng
RT: 6.38 min Scan# 358
Delta R.T. -0.04 min
Lab File: BF091485.D
Acq: 7 Dec 2016 22:35

Tgt Ion	Resp	Lower	Upper
77	100		
105	105.4	66.4	106.4
106	97.7	60.9	100.9

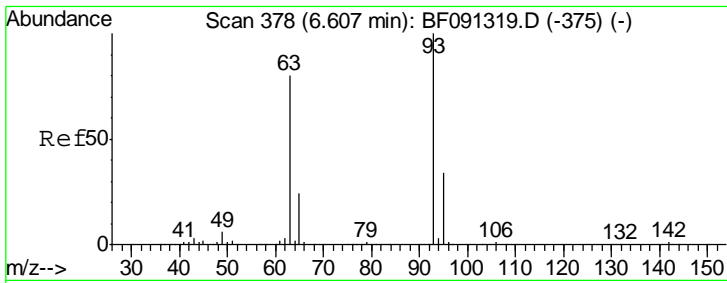


#10
Phenol
Concen: 44.06 ng
RT: 6.49 min Scan# 368
Delta R.T. -0.03 min
Lab File: BF091485.D
Acq: 7 Dec 2016 22:35

Tgt Ion	Resp	Lower	Upper
94	100		
65	38.4	16.9	56.9
66	53.2	30.6	70.6



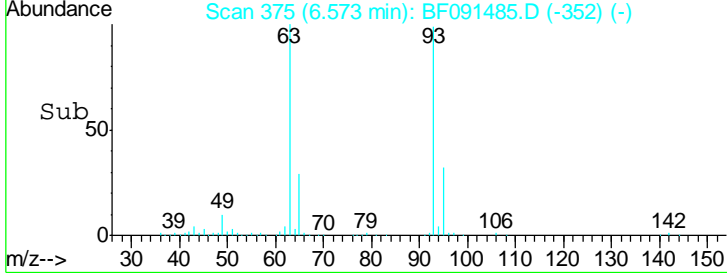
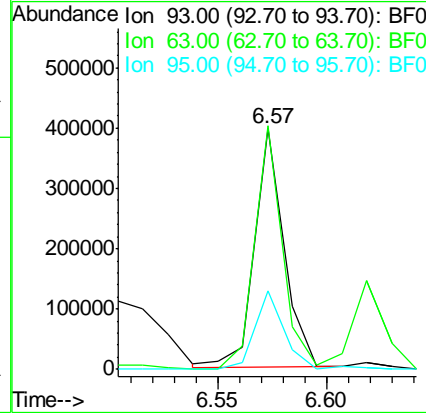
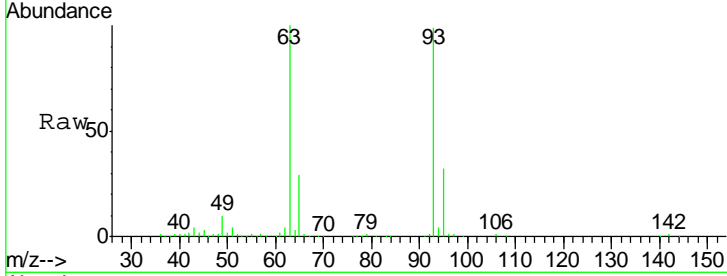
Instrument :
BNA_F
ClientSampleId :
TP17-18-COMP4MSD



#11
 bis(2-Chloroethyl)ether
 Concen: 34.71 ng
 RT: 6.57 min Scan# 375
 Delta R.T. -0.04 min
 Lab File: BF091485.D
 Acq: 7 Dec 2016 22:35

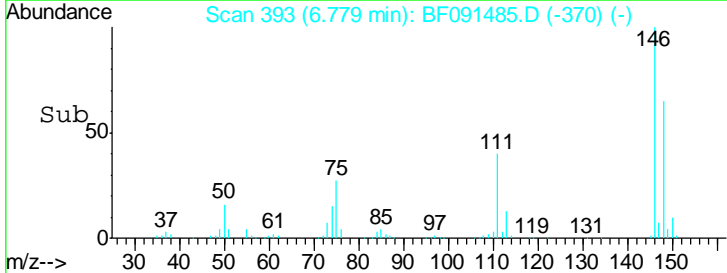
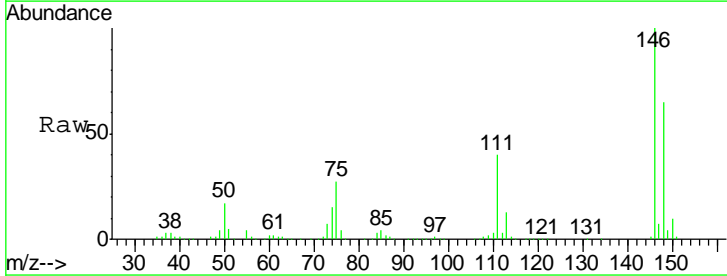
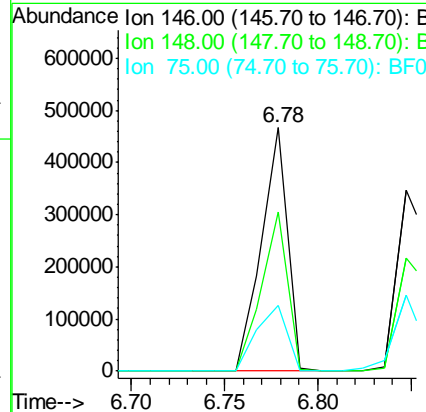
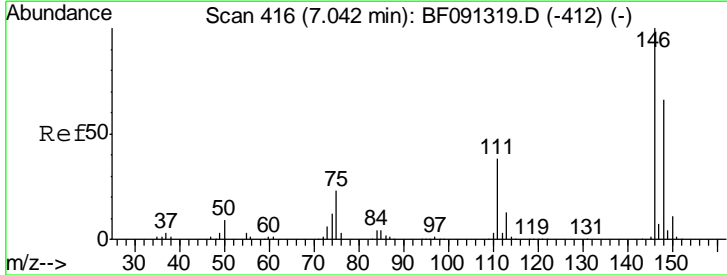
Instrument :
 BNA_F
ClientSampleId :
 TP17-18-COMP4MSD

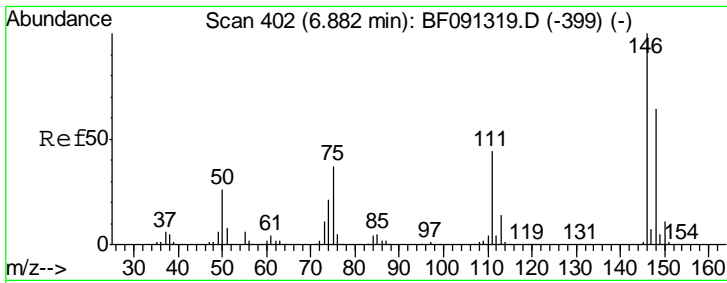
Tgt Ion:	93	Resp:	371096
Ion Ratio	Lower	Upper	
93	100		
63	101.0	74.8	114.8
95	32.5	12.4	52.4



#12
 1,3-Dichlorobenzene
 Concen: 35.79 ng
 RT: 6.78 min Scan# 393
 Delta R.T. -0.04 min
 Lab File: BF091485.D
 Acq: 7 Dec 2016 22:35

Tgt Ion:	146	Resp:	451008
Ion Ratio	Lower	Upper	
146	100		
148	65.5	51.4	77.0
75	26.9	23.6	35.4

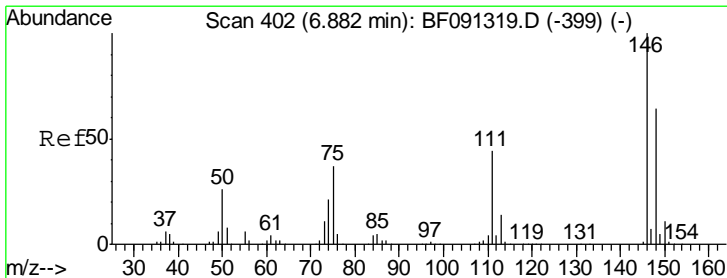
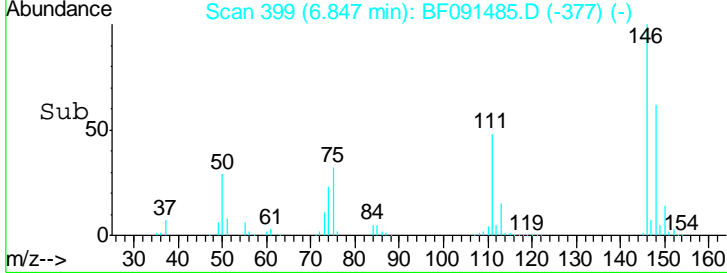
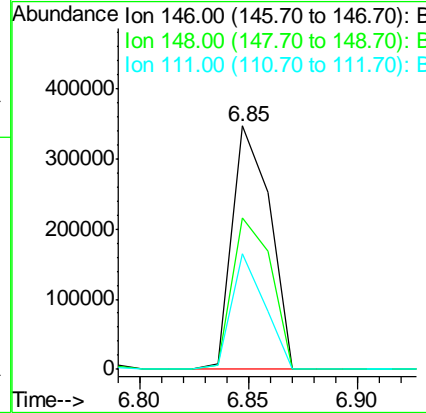
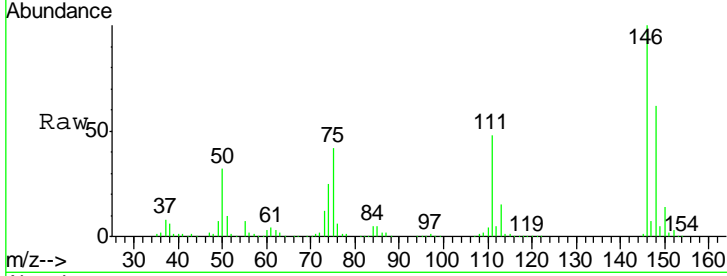




#13
 1,4-Dichlorobenzene
 Concen: 33.28 ng
 RT: 6.85 min Scan# 399
 Delta R.T. -0.05 min
 Lab File: BF091485.D
 Acq: 7 Dec 2016 22:35

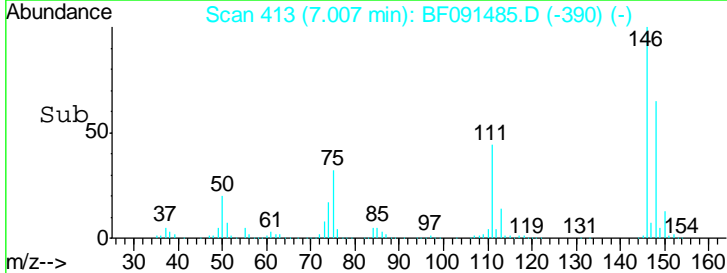
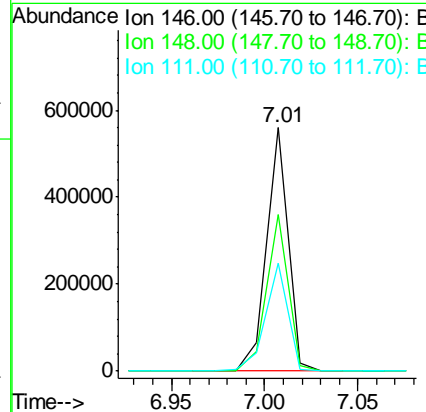
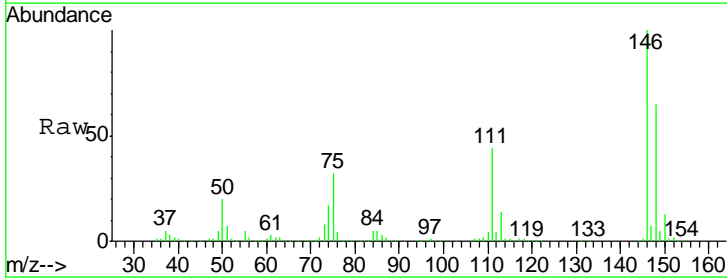
Instrument :
 BNA_F
ClientSampleId :
 TP17-18-COMP4MSD

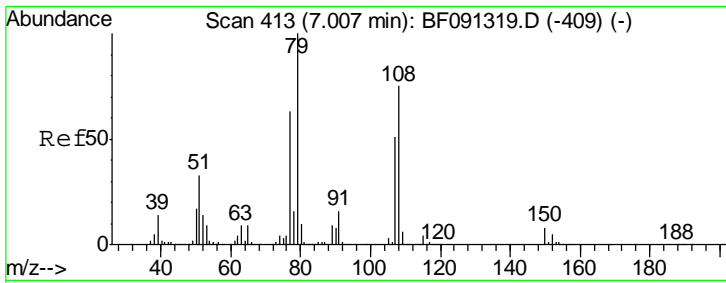
Tgt Ion	Resp	Lower	Upper
146	417071		
148	62.2	51.4	77.0
111	47.7	32.2	48.2



#14
 1,2-Dichlorobenzene
 Concen: 37.87 ng
 RT: 7.01 min Scan# 413
 Delta R.T. -0.04 min
 Lab File: BF091485.D
 Acq: 7 Dec 2016 22:35

Tgt Ion	Resp	Lower	Upper
146	442107		
148	64.5	51.0	76.6
111	44.4	38.9	58.3

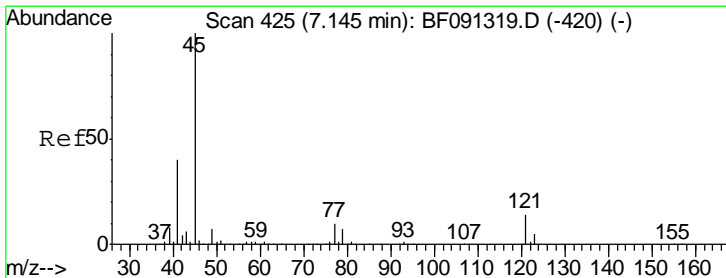
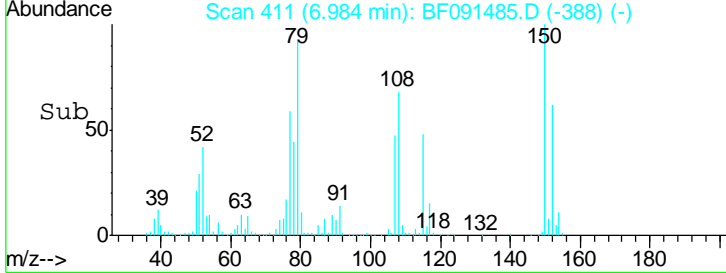
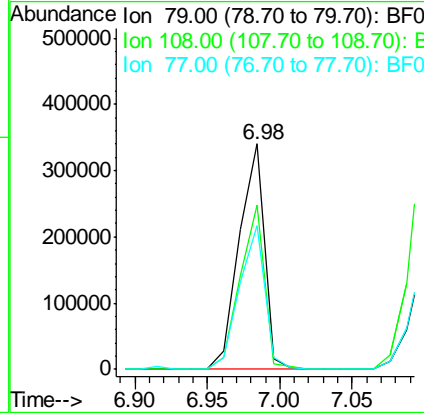
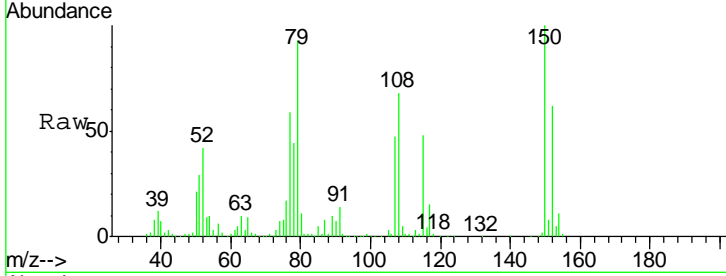




#15
 Benzyl Alcohol
 Concen: 40.42 ng
 RT: 6.98 min Scan# 411
 Delta R.T. -0.04 min
 Lab File: BF091485.D
 Acq: 7 Dec 2016 22:35

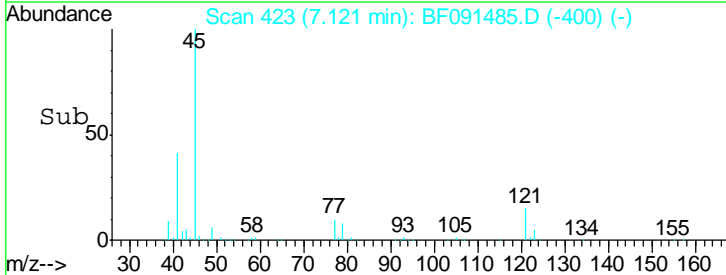
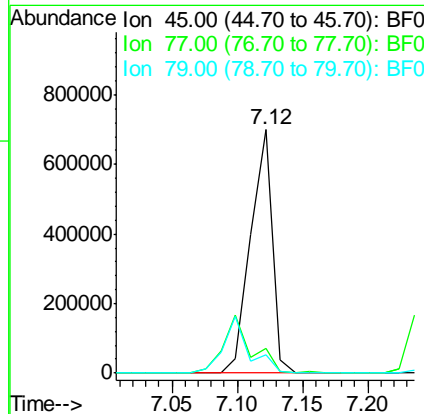
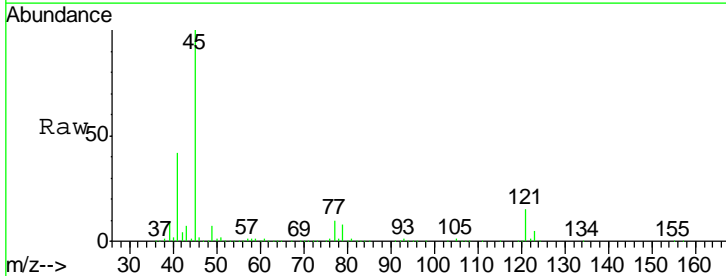
Instrument :
 BNA_F
ClientSampleId :
 TP17-18-COMP4MSD

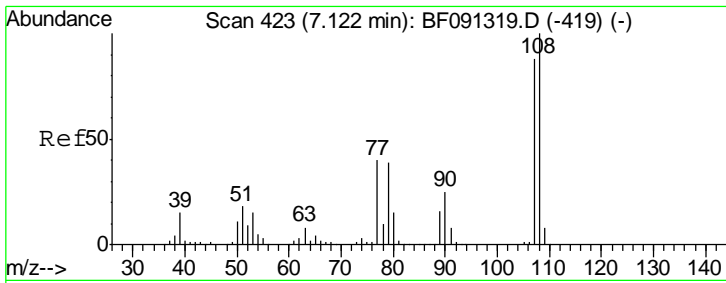
Tgt Ion	Resp	Lower	Upper
79	411362		
108	72.7	62.7	94.1
77	63.8	51.7	77.5



#16
 2,2'-oxybis(1-Chloropropane)
 Concen: 35.14 ng
 RT: 7.12 min Scan# 423
 Delta R.T. -0.04 min
 Lab File: BF091485.D
 Acq: 7 Dec 2016 22:35

Tgt Ion	Resp	Lower	Upper
45	807935		
77	10.1	3.8	43.8
79	7.7	0.2	40.2

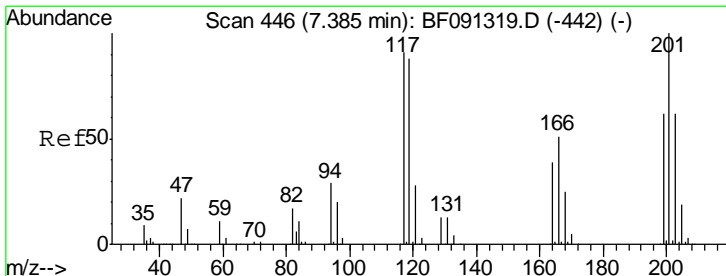
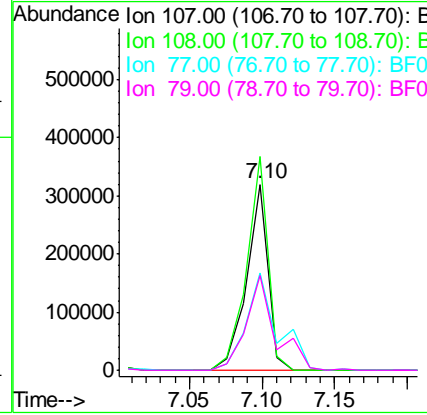
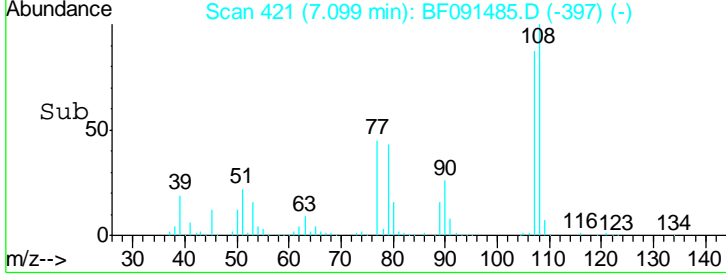
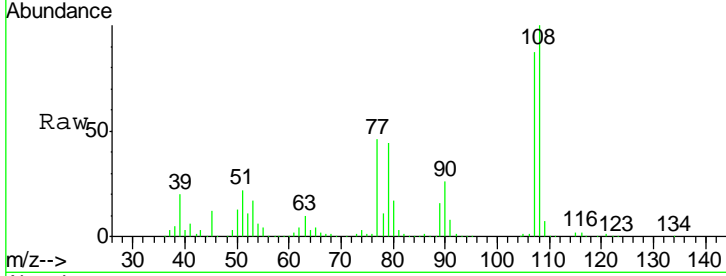




#17
 2-Methylphenol
 Concen: 36.48 ng
 RT: 7.10 min Scan# 421
 Delta R.T. -0.03 min
 Lab File: BF091485.D
 Acq: 7 Dec 2016 22:35

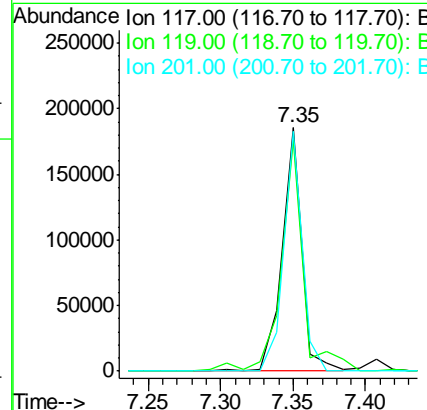
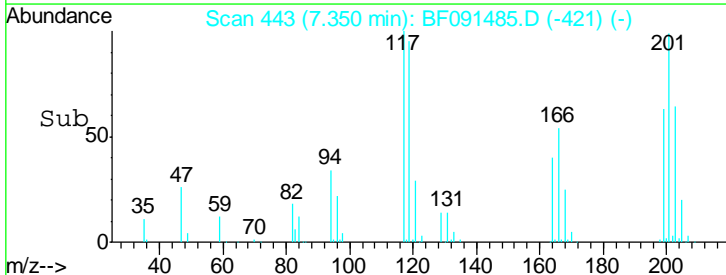
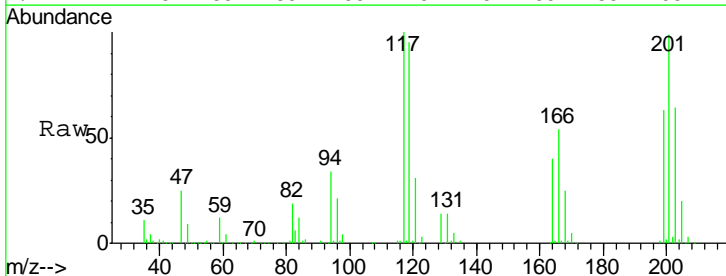
Instrument :
 BNA_F
 ClientSampleId :
 TP17-18-COMP4MSD

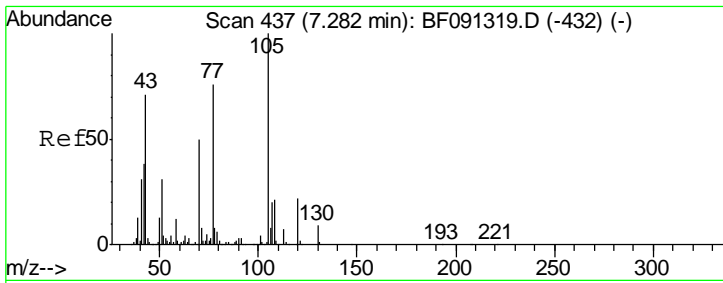
Tgt Ion	Resp	Lower	Upper
107	100		
108	115.1	67.7	101.5#
77	52.4	40.7	61.1
79	50.7	23.4	35.2#



#18
 Hexachloroethane
 Concen: 39.11 ng
 RT: 7.35 min Scan# 443
 Delta R.T. -0.05 min
 Lab File: BF091485.D
 Acq: 7 Dec 2016 22:35

Tgt Ion	Resp	Lower	Upper
117	100		
119	94.8	78.6	118.0
201	98.7	86.7	130.1

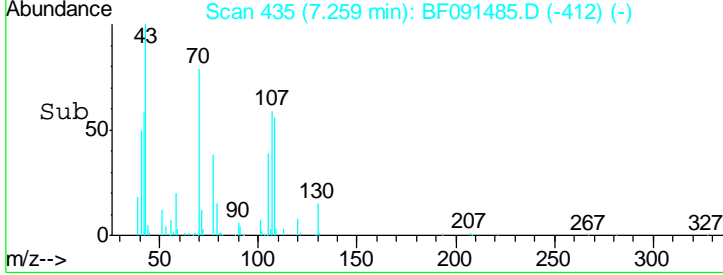
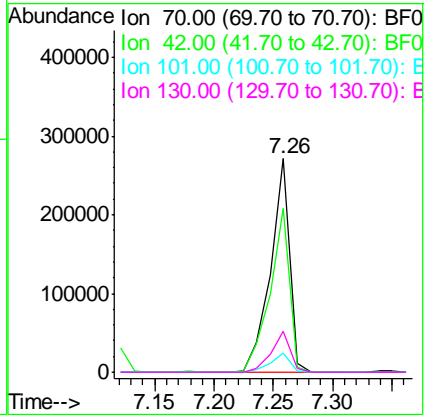
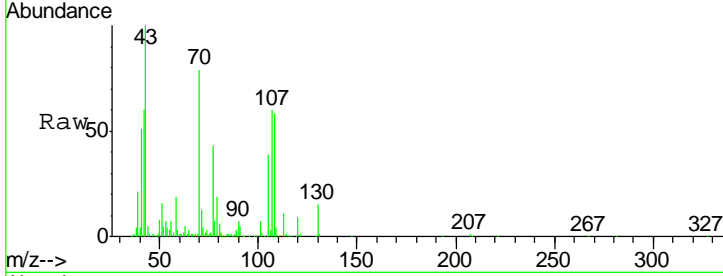




#19
 n-Nitroso-di-n-propylamine
 Concen: 38.27 ng
 RT: 7.26 min Scan# 435
 Delta R.T. -0.04 min
 Lab File: BF091485.D
 Acq: 7 Dec 2016 22:35

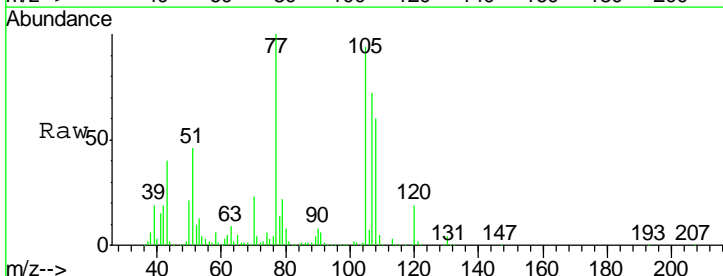
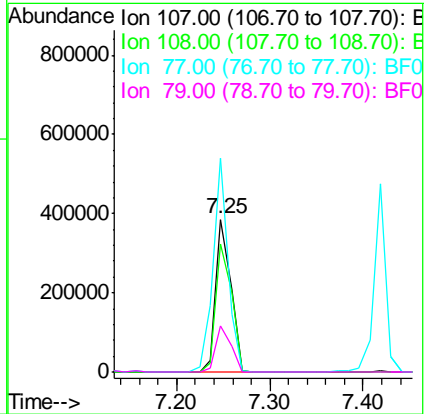
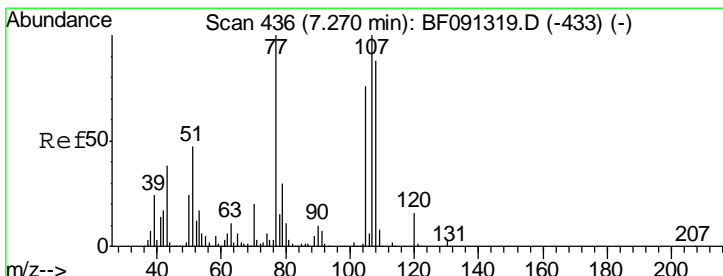
Instrument :
 BNA_F
ClientSampleId :
 TP17-18-COMP4MSD

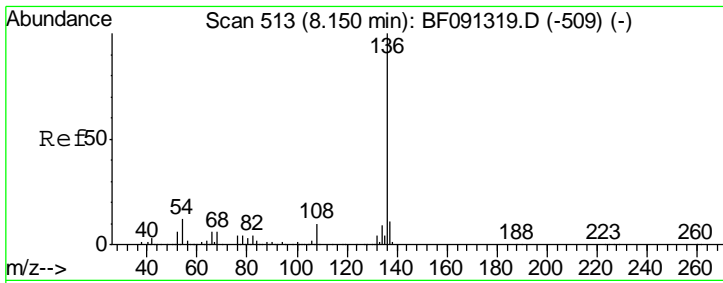
Tgt Ion	Resp	Lower	Upper
70	100		
42	76.5	64.8	97.2
101	8.9	6.2	9.4
130	18.9	11.7	17.5#



#20
 3+4-Methylphenols
 Concen: 39.51 ng
 RT: 7.25 min Scan# 434
 Delta R.T. -0.04 min
 Lab File: BF091485.D
 Acq: 7 Dec 2016 22:35

Tgt Ion	Resp	Lower	Upper
107	100		
108	83.7	64.6	104.6
77	139.7	30.9	70.9#
79	30.2	9.3	49.3

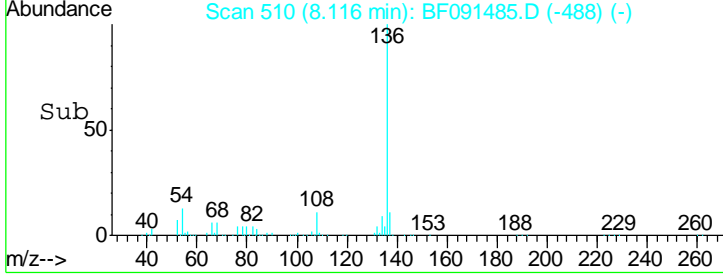
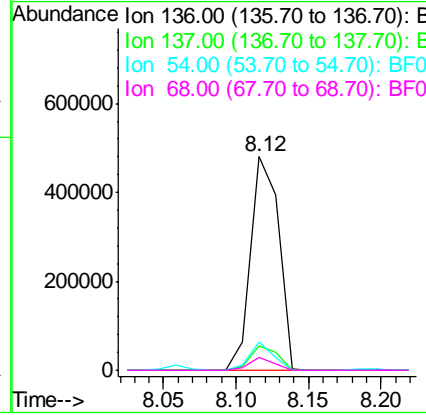
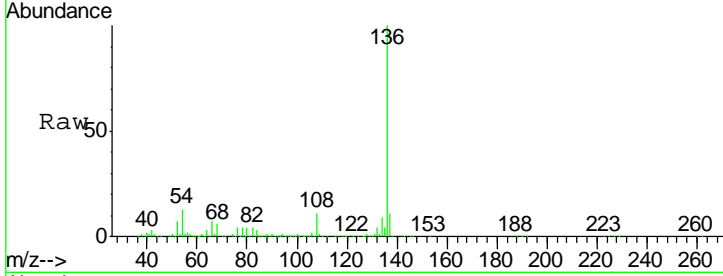




#21
 Naphthalene-d8
 Concen: 20.00 ng
 RT: 8.12 min Scan# 510
 Delta R.T. -0.05 min
 Lab File: BF091485.D
 Acq: 7 Dec 2016 22:35

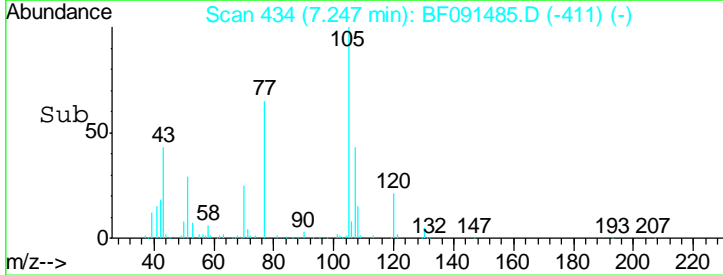
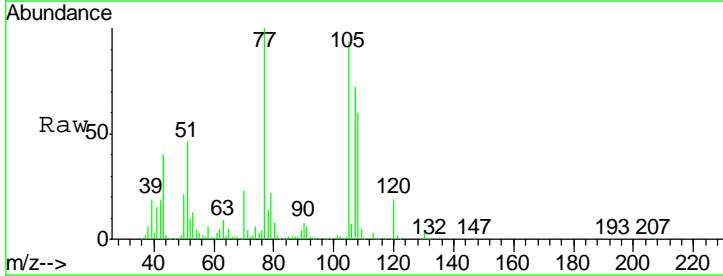
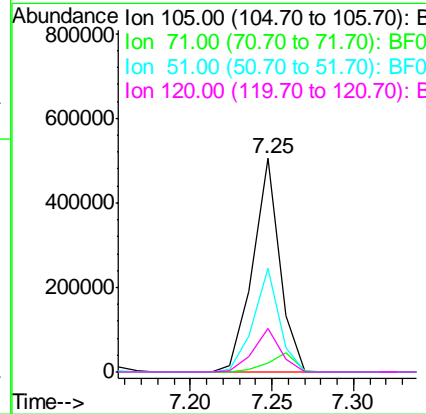
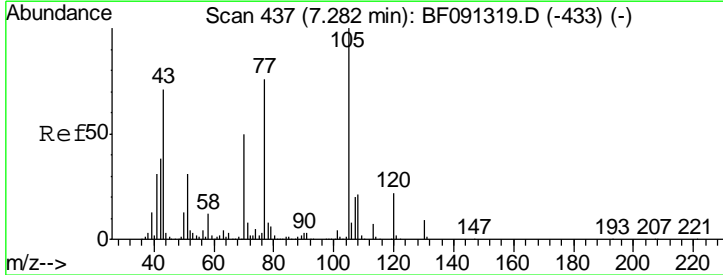
Instrument :
 BNA_F
ClientSampleId :
 TP17-18-COMP4MSD

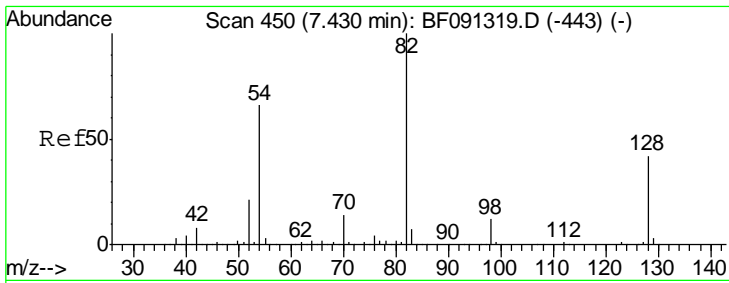
Tgt Ion	Resp	Lower	Upper
136	100		
137	11.2	9.1	13.7
54	13.5	9.1	13.7
68	5.8	5.9	8.9#



#22
 Acetophenone
 Concen: 37.73 ng
 RT: 7.25 min Scan# 434
 Delta R.T. -0.04 min
 Lab File: BF091485.D
 Acq: 7 Dec 2016 22:35

Tgt Ion	Resp	Lower	Upper
105	100		
71	4.3	7.9	11.9#
51	48.8	24.5	36.7#
120	20.5	16.6	24.8

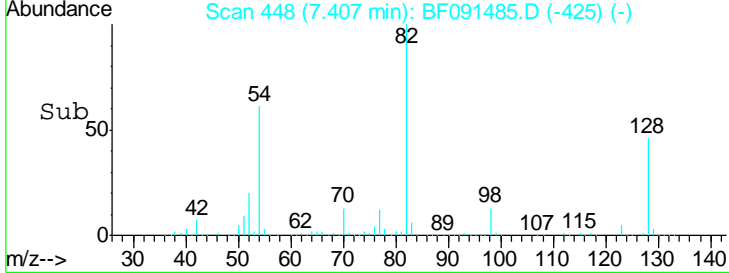
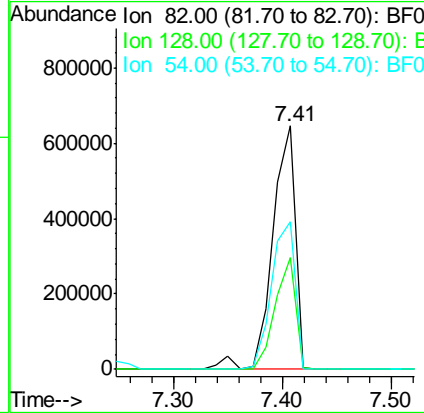
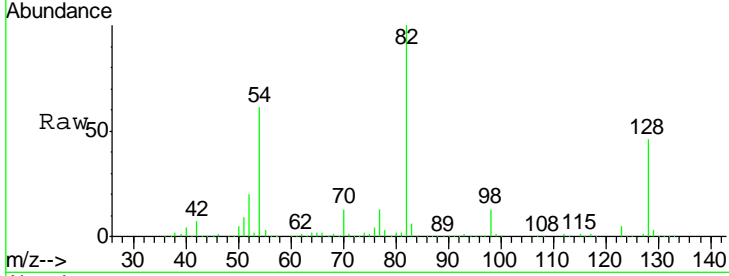




#23
 Nitrobenzene-d5
 Concen: 81.18 ng
 RT: 7.41 min Scan# 448
 Delta R.T. -0.04 min
 Lab File: BF091485.D
 Acq: 7 Dec 2016 22:35

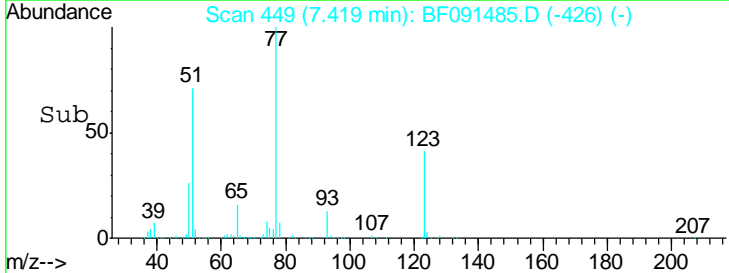
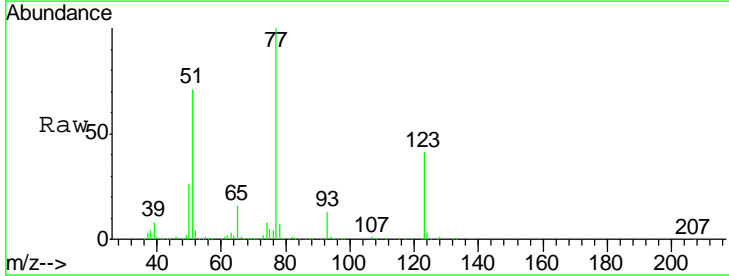
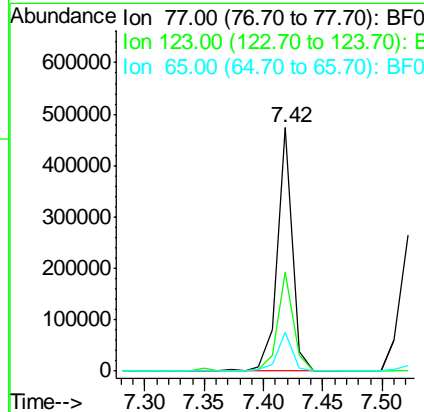
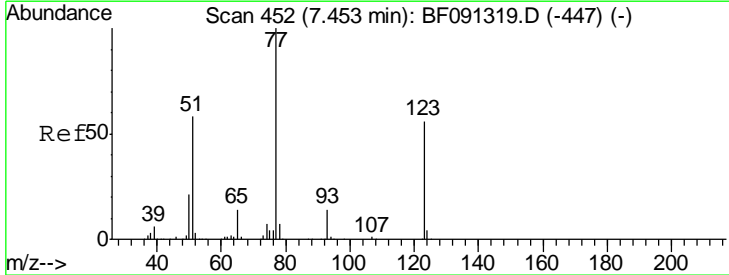
Instrument :
 BNA_F
ClientSampleId :
 TP17-18-COMP4MSD

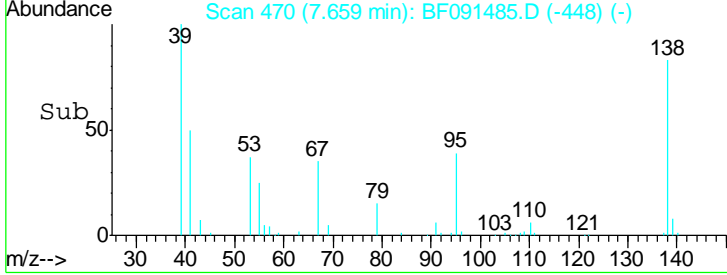
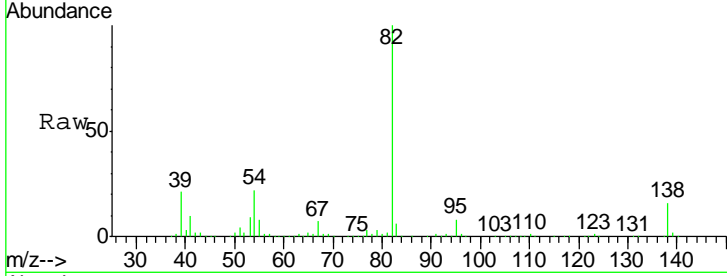
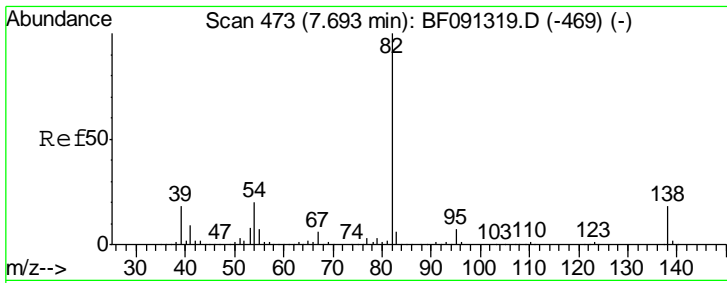
Tgt Ion	Resp	Lower	Upper
82	100		
128	45.8	31.8	47.6
54	60.8	49.1	73.7



#24
 Nitrobenzene
 Concen: 35.25 ng
 RT: 7.42 min Scan# 449
 Delta R.T. -0.04 min
 Lab File: BF091485.D
 Acq: 7 Dec 2016 22:35

Tgt Ion	Resp	Lower	Upper
77	100		
123	40.7	28.5	42.7
65	16.1	12.5	18.7

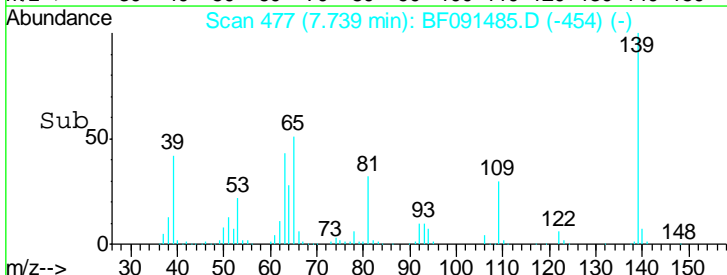
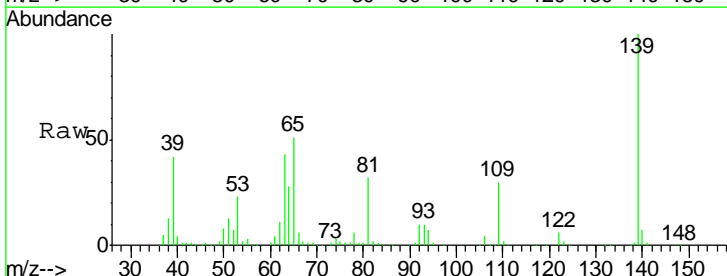
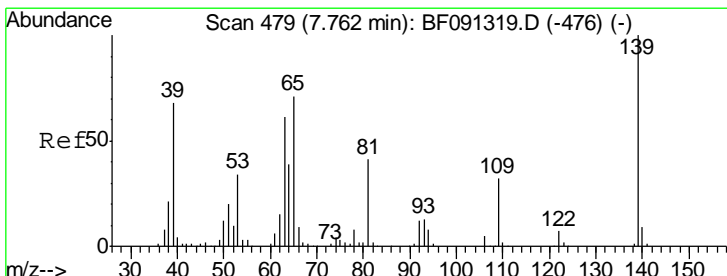
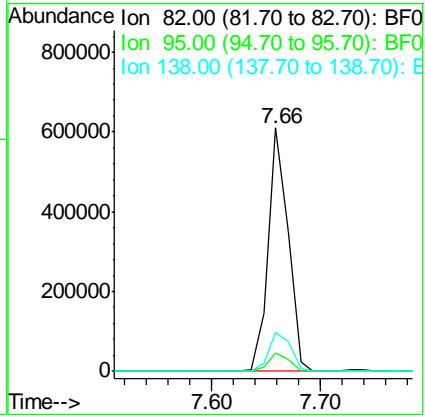




#25
 Isophorone
 Concen: 38.23 ng
 RT: 7.66 min Scan# 470
 Delta R.T. -0.05 min
 Lab File: BF091485.D
 Acq: 7 Dec 2016 22:35

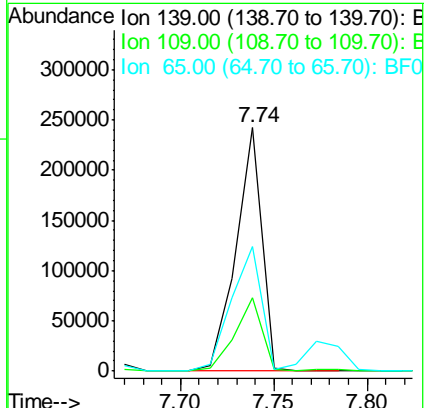
Tgt Ion	Resp	Lower	Upper
82	100		
95	7.5	5.7	8.5
138	16.1	13.4	20.0

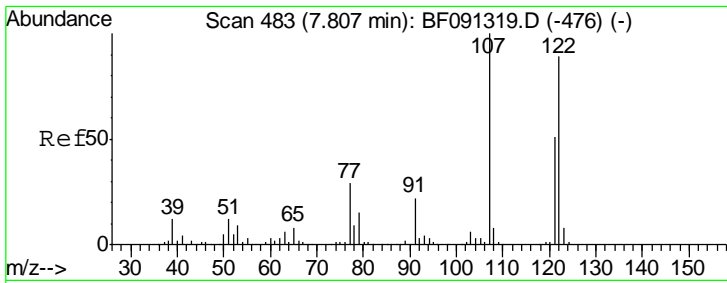
Instrument :
 BNA_F
 ClientSampleID :
 TP17-18-COMP4MSD



#26
 2-Nitrophenol
 Concen: 43.74 ng
 RT: 7.74 min Scan# 477
 Delta R.T. -0.04 min
 Lab File: BF091485.D
 Acq: 7 Dec 2016 22:35

Tgt Ion	Resp	Lower	Upper
139	100		
109	30.2	25.3	37.9
65	51.4	55.4	83.2#

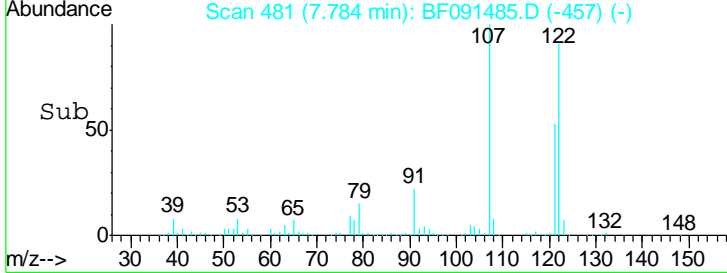
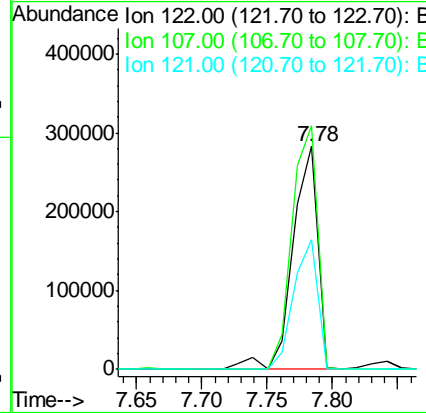
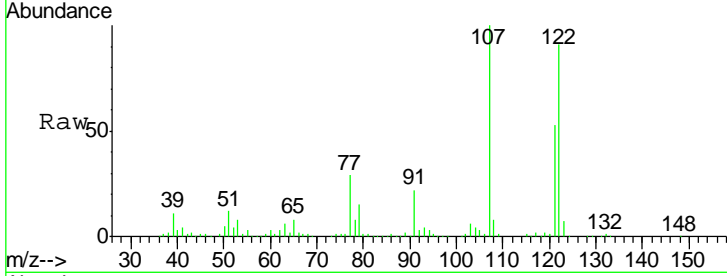




#27
 2,4-Dimethylphenol
 Concen: 37.66 ng
 RT: 7.78 min Scan# 481
 Delta R.T. -0.03 min
 Lab File: BF091485.D
 Acq: 7 Dec 2016 22:35

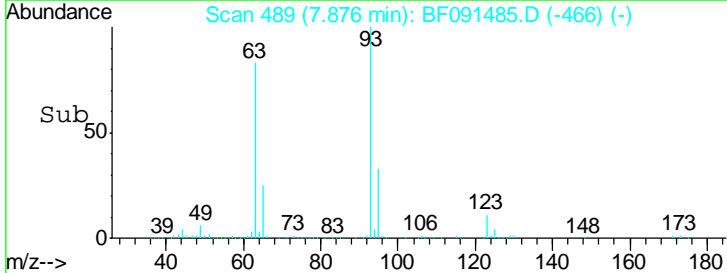
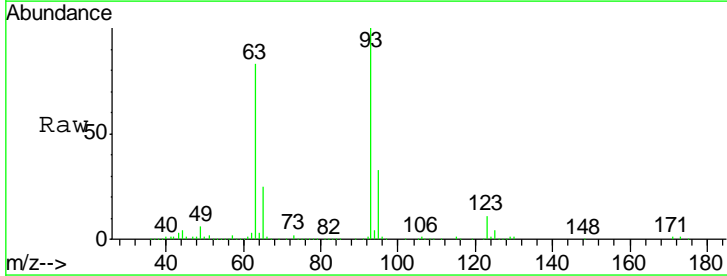
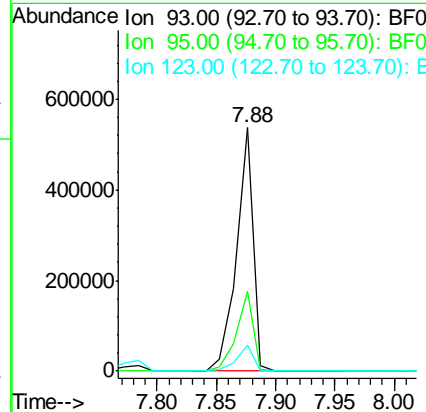
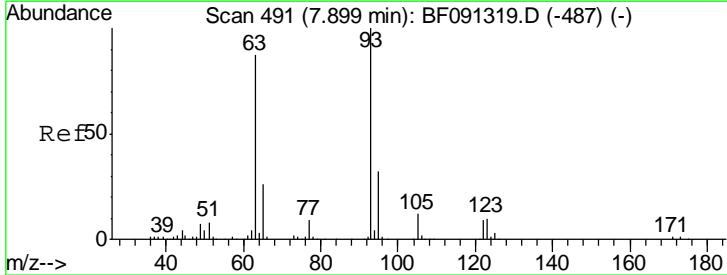
Instrument :
 BNA_F
ClientSampleId :
 TP17-18-COMP4MSD

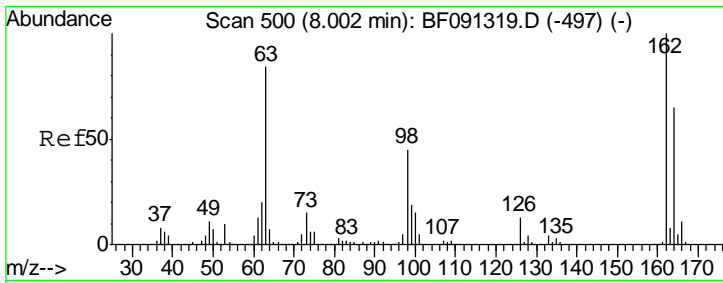
Tgt Ion	Resp	Lower	Upper
122	379485		
107	109.4	96.8	145.2
121	58.0	47.7	71.5



#28
 bis(2-Chloroethoxy)methane
 Concen: 42.42 ng
 RT: 7.88 min Scan# 489
 Delta R.T. -0.04 min
 Lab File: BF091485.D
 Acq: 7 Dec 2016 22:35

Tgt Ion	Resp	Lower	Upper
93	522240		
95	32.6	26.0	39.0
123	10.7	8.6	12.8

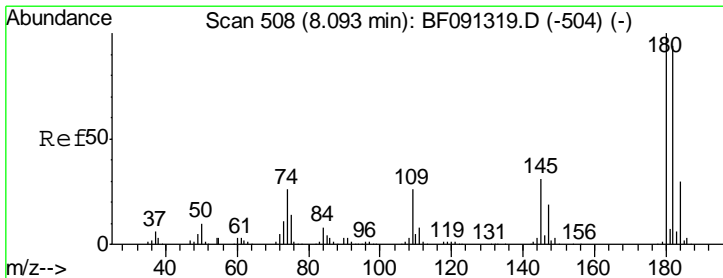
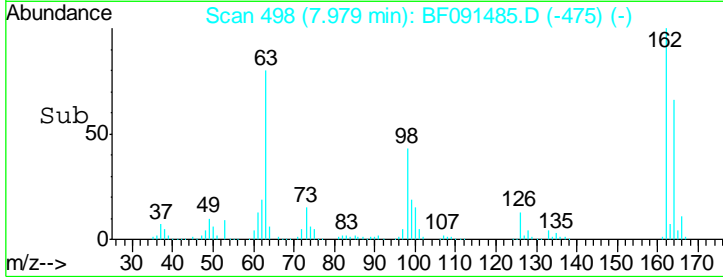
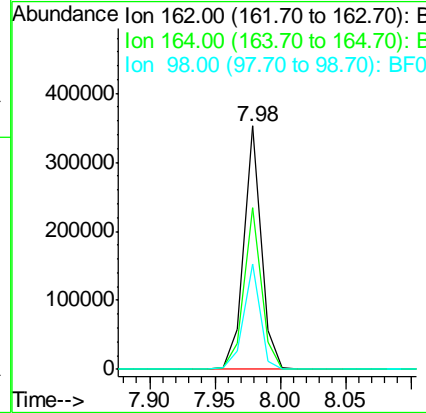
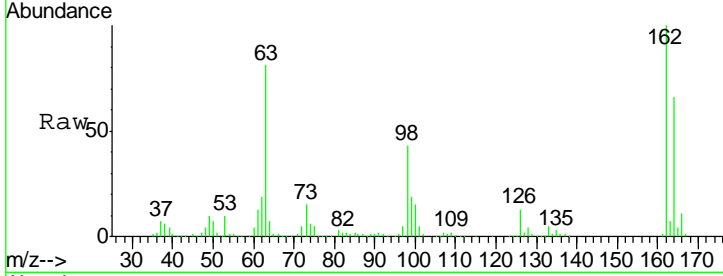




#29
 2,4-Dichlorophenol
 Concen: 36.72 ng
 RT: 7.98 min Scan# 498
 Delta R.T. -0.04 min
 Lab File: BF091485.D
 Acq: 7 Dec 2016 22:35

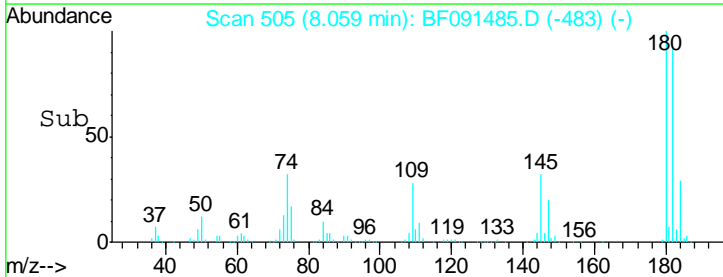
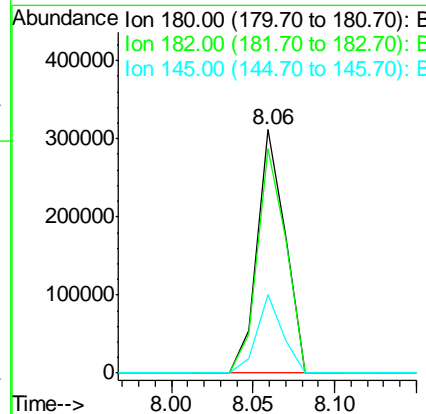
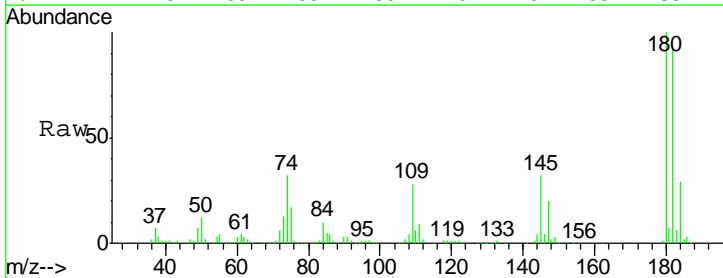
Instrument :
 BNA_F
 ClientSampleId :
 TP17-18-COMP4MSD

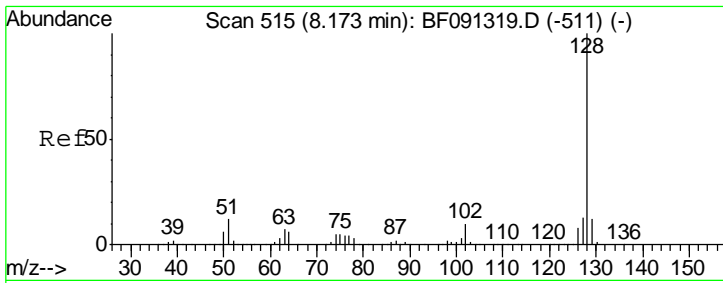
Tgt Ion	Resp	Lower	Upper
162	325492		
162	100		
164	66.4	45.0	85.0
98	43.5	21.3	61.3



#30
 1,2,4-Trichlorobenzene
 Concen: 37.43 ng
 RT: 8.06 min Scan# 505
 Delta R.T. -0.05 min
 Lab File: BF091485.D
 Acq: 7 Dec 2016 22:35

Tgt Ion	Resp	Lower	Upper
180	371993		
180	100		
182	92.0	75.8	113.8
145	32.4	27.0	40.4



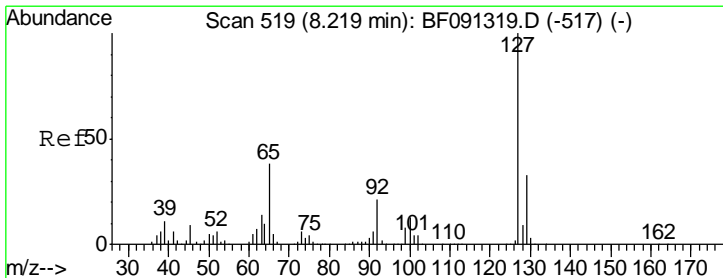
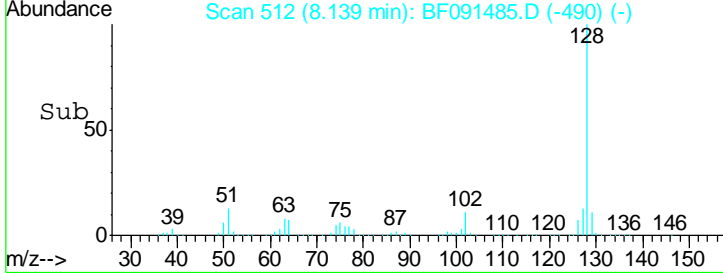
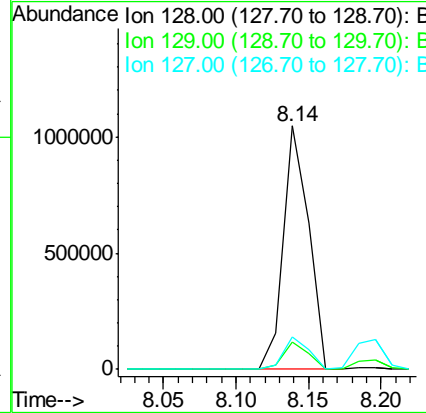
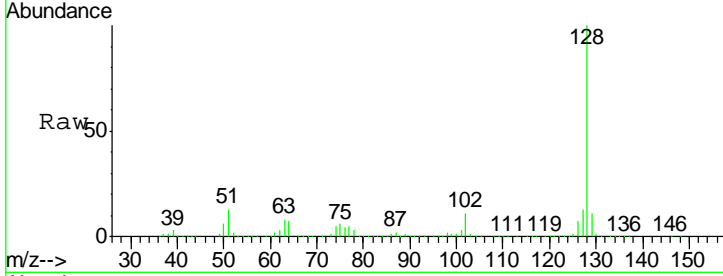


#31
 Naphthalene
 Concen: 41.15 ng
 RT: 8.14 min Scan# 512
 Delta R.T. -0.05 min
 Lab File: BF091485.D
 Acq: 7 Dec 2016 22:35

Instrument :
 BNA_F
ClientSampled :
 TP17-18-COMP4MSD

Tgt Ion:128 Resp: 1265420

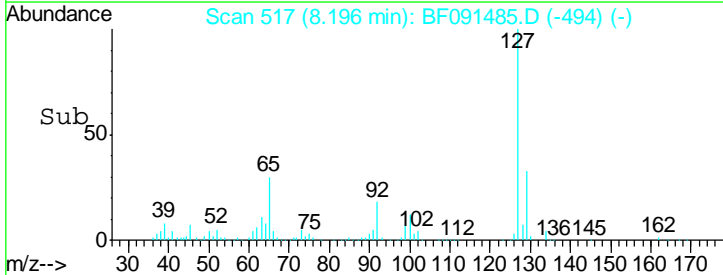
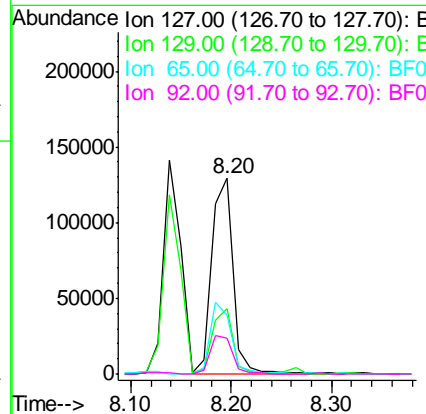
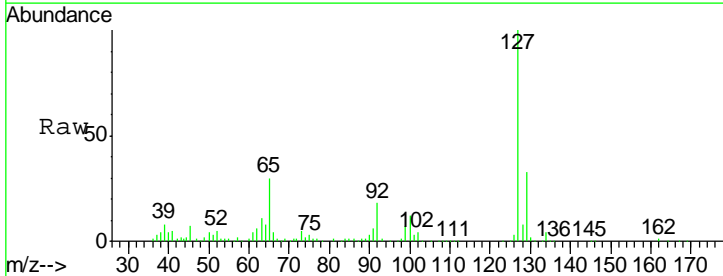
Ion	Ratio	Lower	Upper
128	100		
129	11.3	9.1	13.7
127	13.5	11.0	16.4

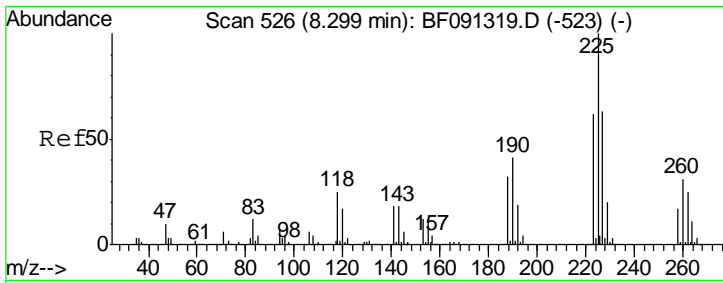


#33
 4-Chloroaniline
 Concen: 14.35 ng
 RT: 8.20 min Scan# 517
 Delta R.T. -0.04 min
 Lab File: BF091485.D
 Acq: 7 Dec 2016 22:35

Tgt Ion:127 Resp: 188607

Ion	Ratio	Lower	Upper
127	100		
129	33.3	26.2	39.4
65	30.2	26.6	39.8
92	18.4	15.4	23.0

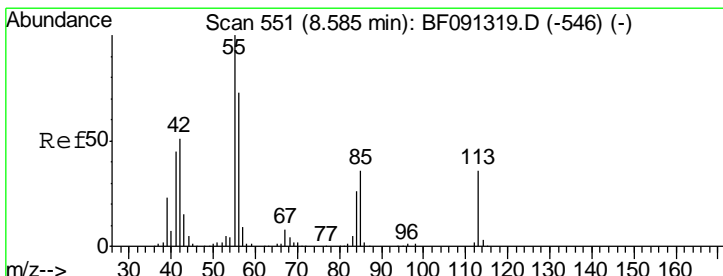
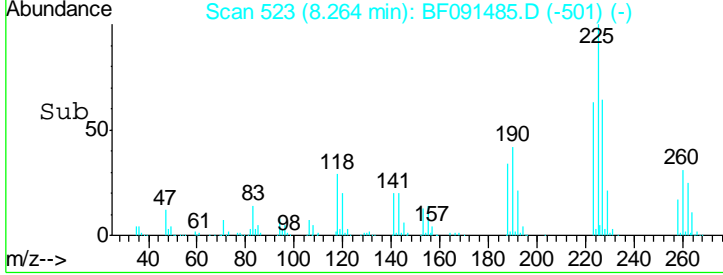
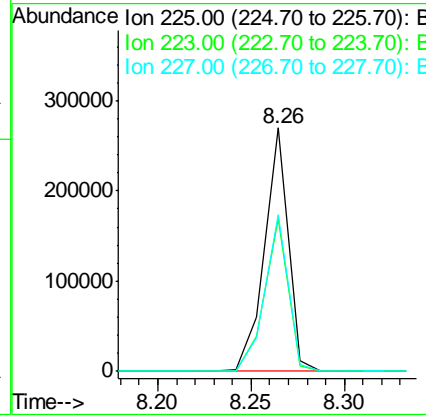
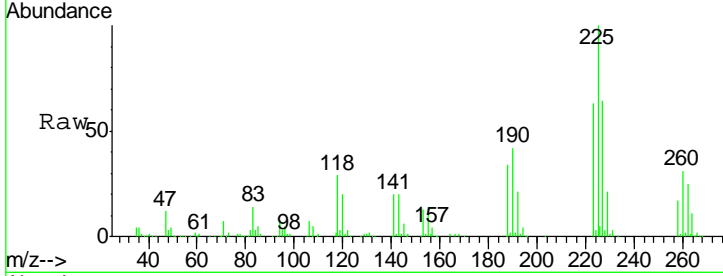




#34
 Hexachlorobutadiene
 Concen: 38.51 ng
 RT: 8.26 min Scan# 523
 Delta R.T. -0.05 min
 Lab File: BF091485.D
 Acq: 7 Dec 2016 22:35

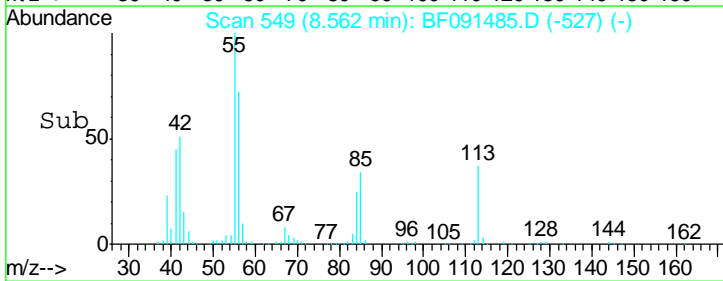
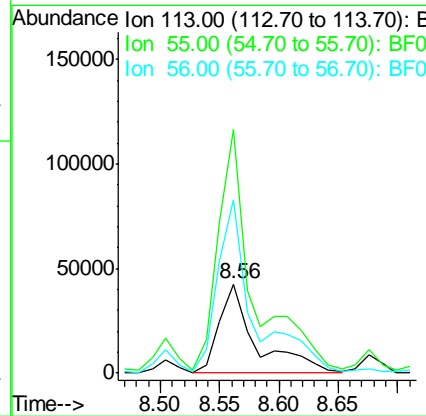
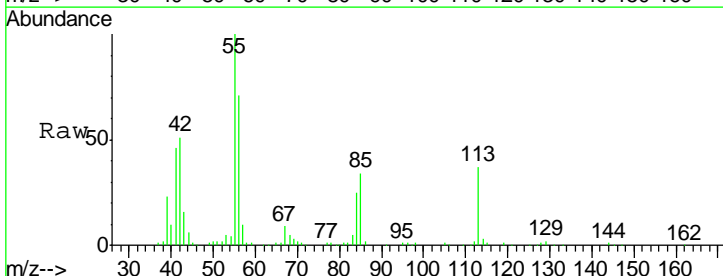
Instrument :
 BNA_F
 ClientSampleId :
 TP17-18-COMP4MSD

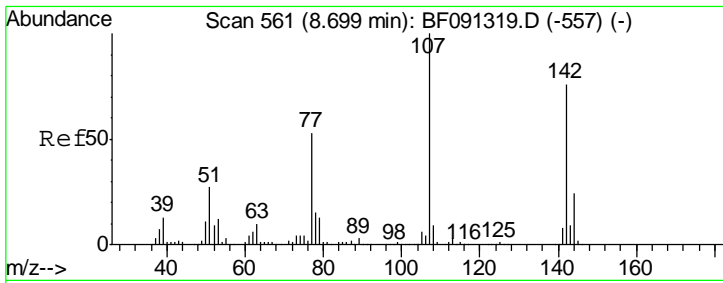
Tgt Ion	Resp	Lower	Upper
225	235349		
223	62.9	49.8	74.6
227	64.3	52.6	79.0



#35
 Caprolactam
 Concen: 35.86 ng
 RT: 8.56 min Scan# 549
 Delta R.T. -0.05 min
 Lab File: BF091485.D
 Acq: 7 Dec 2016 22:35

Tgt Ion	Resp	Lower	Upper
113	91374		
55	273.6	239.8	279.8
56	194.5	165.6	205.6



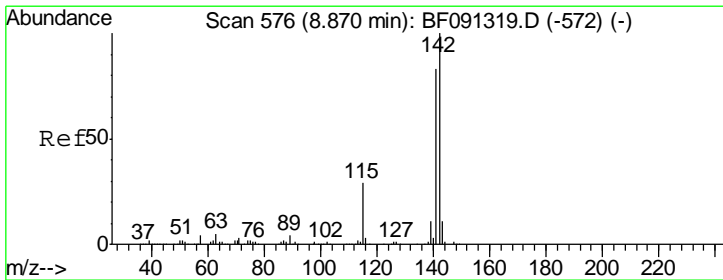
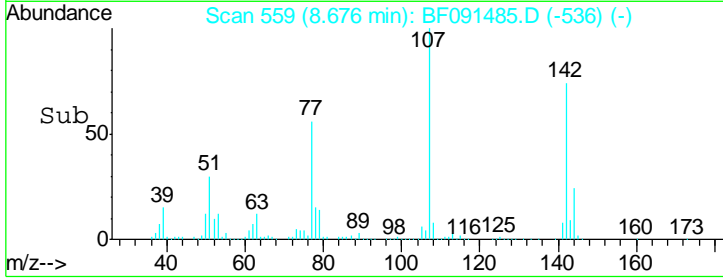
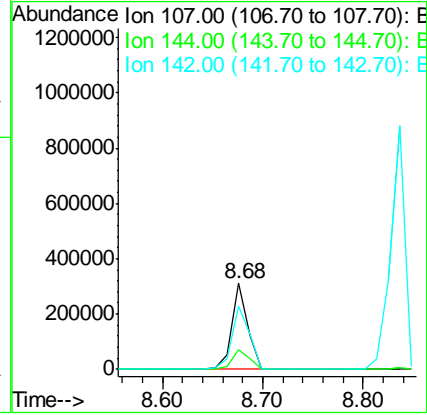
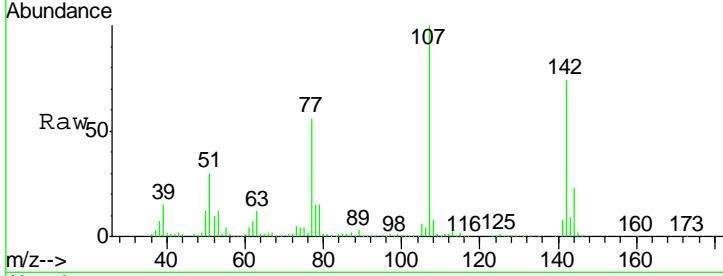


#36
 4-Chloro-3-methylphenol
 Concen: 35.77 ng
 RT: 8.68 min Scan# 559
 Delta R.T. -0.04 min
 Lab File: BF091485.D
 Acq: 7 Dec 2016 22:35

Instrument :
 BNA_F
 ClientSampleId :
 TP17-18-COMP4MSD

Tgt Ion:107 Resp: 342351

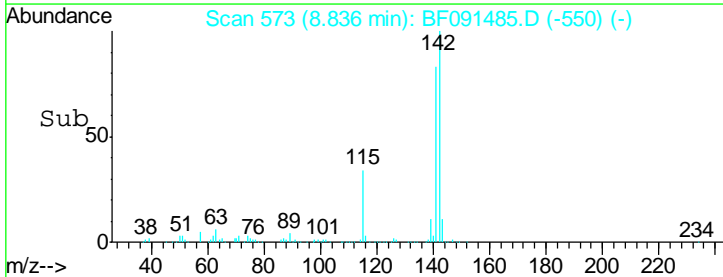
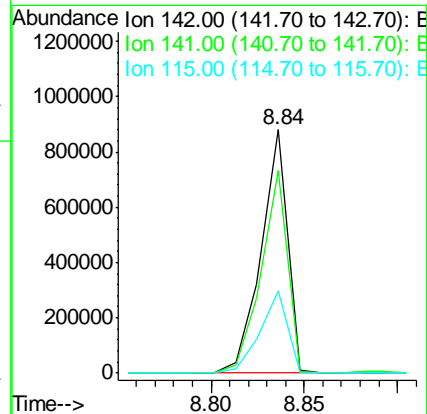
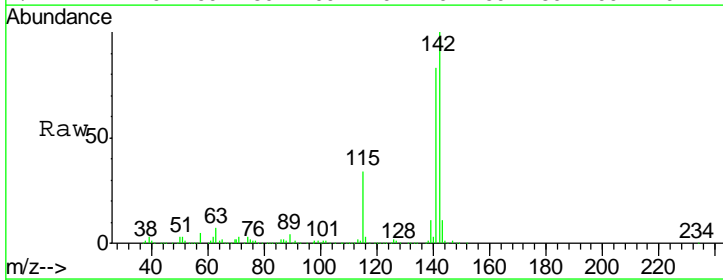
Ion	Ratio	Lower	Upper
107	100		
144	23.5	18.9	28.3
142	73.5	58.5	87.7

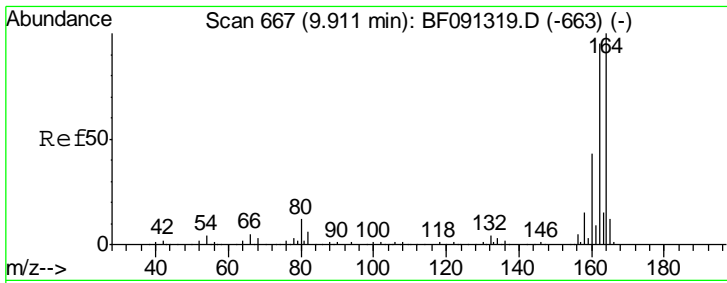


#37
 2-Methylnaphthalene
 Concen: 41.03 ng
 RT: 8.84 min Scan# 573
 Delta R.T. -0.04 min
 Lab File: BF091485.D
 Acq: 7 Dec 2016 22:35

Tgt Ion:142 Resp: 857028

Ion	Ratio	Lower	Upper
142	100		
141	83.1	71.7	107.5
115	33.8	25.0	37.6

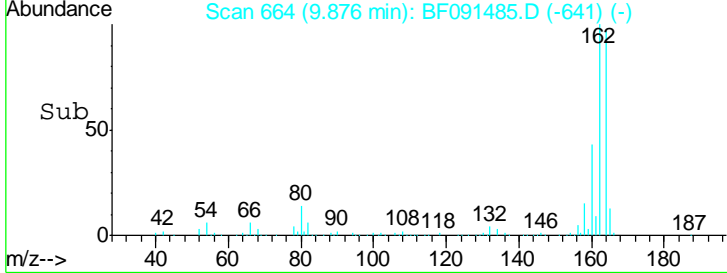
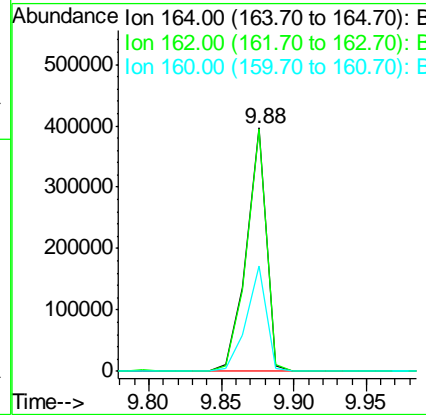
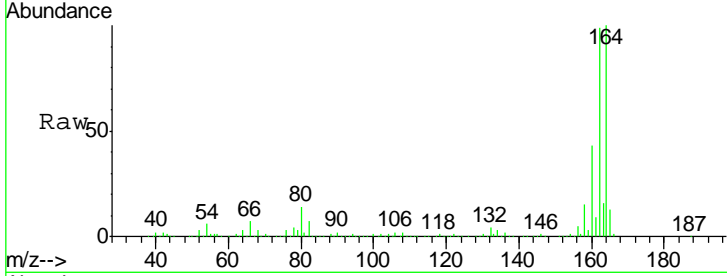




#38
 Acenaphthene-d10
 Concen: 20.00 ng
 RT: 9.88 min Scan# 664
 Delta R.T. -0.04 min
 Lab File: BF091485.D
 Acq: 7 Dec 2016 22:35

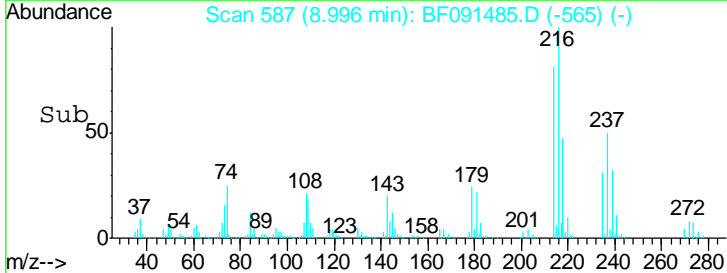
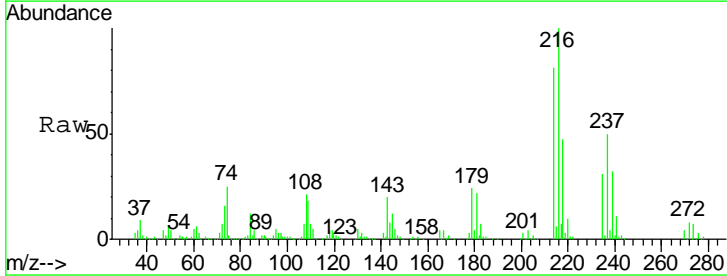
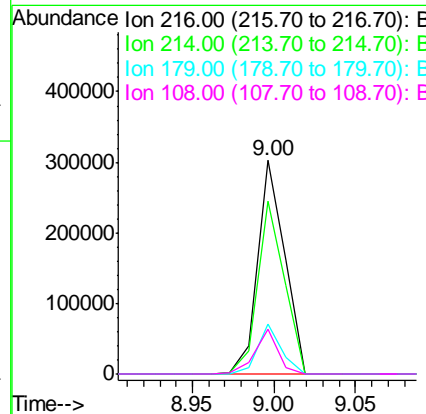
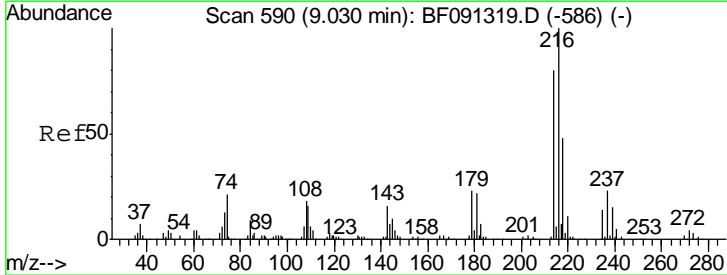
Instrument :
 BNA_F
ClientSampleId :
 TP17-18-COMP4MSD

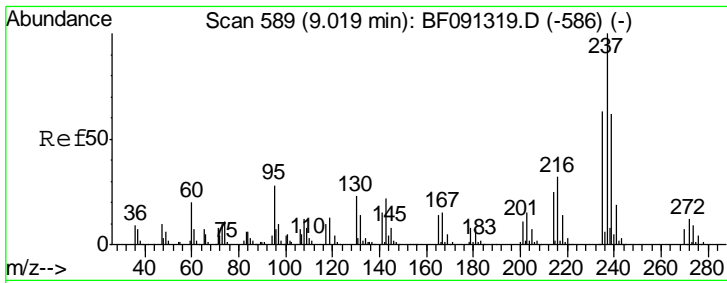
Tgt Ion	Resp	Lower	Upper
164	100		
162	99.4	82.6	124.0
160	43.1	36.7	55.1



#39
 1,2,4,5-Tetrachlorobenzene
 Concen: 32.41 ng
 RT: 9.00 min Scan# 587
 Delta R.T. -0.05 min
 Lab File: BF091485.D
 Acq: 7 Dec 2016 22:35

Tgt Ion	Resp	Lower	Upper
216	100		
214	80.1	63.8	95.8
179	21.0	18.2	27.2
108	18.0	17.2	25.8

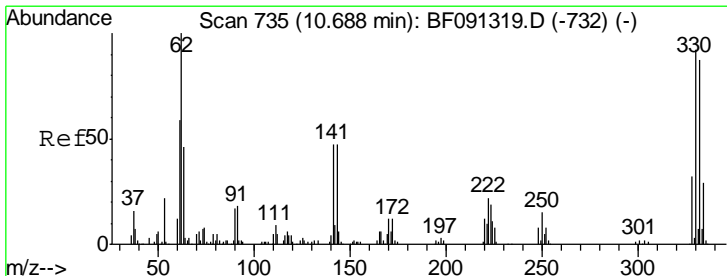
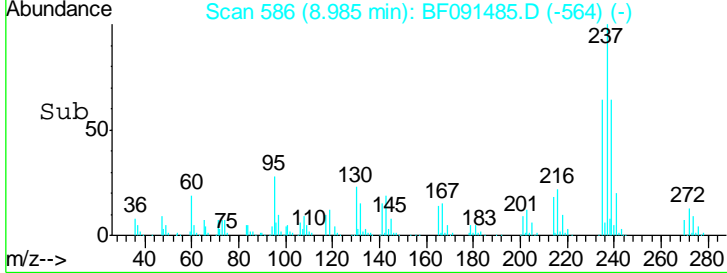
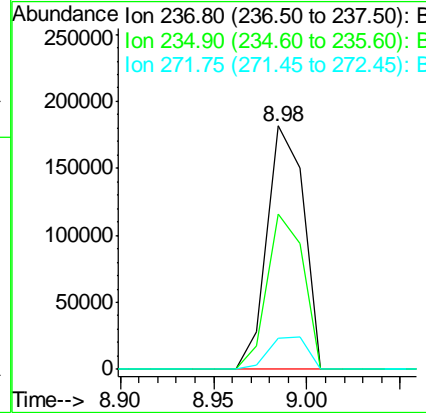
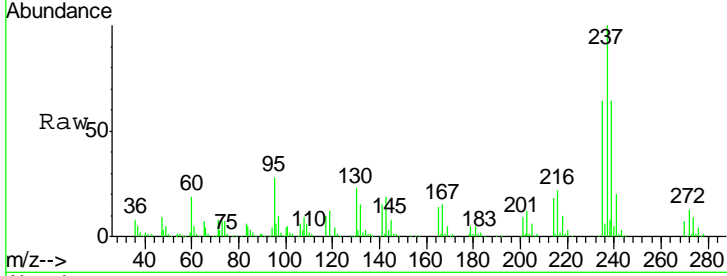




#40
 Hexachlorocyclopentadiene
 Concen: 49.79 ng
 RT: 8.98 min Scan# 586
 Delta R.T. -0.05 min
 Lab File: BF091485.D
 Acq: 7 Dec 2016 22:35

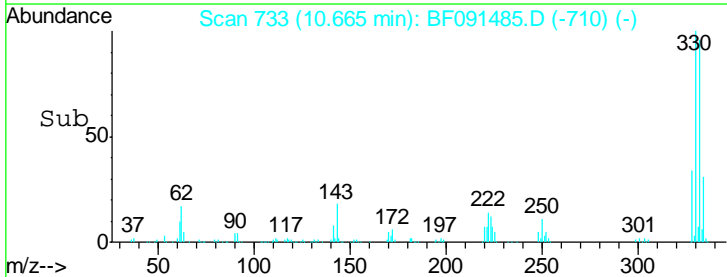
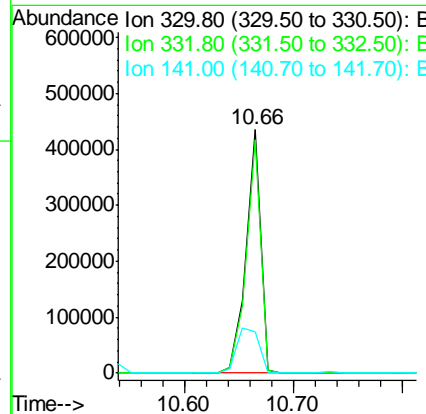
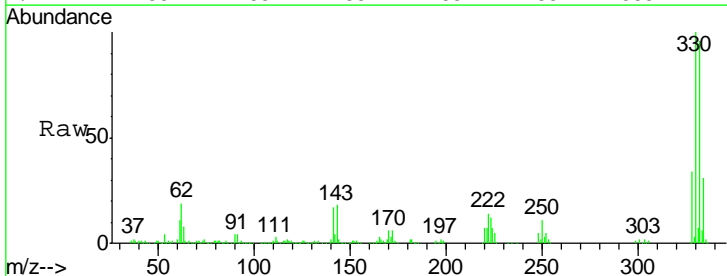
Instrument :
 BNA_F
ClientSampleID :
 TP17-18-COMP4MSD

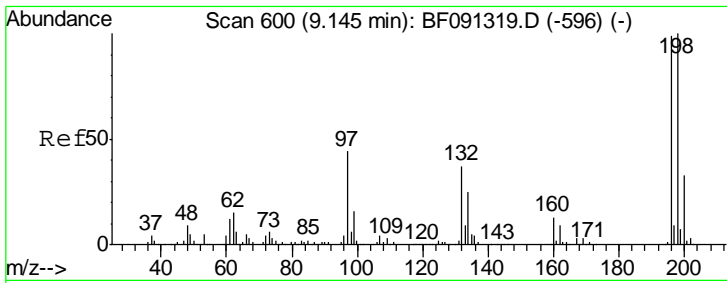
Tgt Ion	Resp	Lower	Upper
237	100		
235	63.8	43.9	83.9
272	12.8	0.0	33.1



#41
 2,4,6-Tribromophenol
 Concen: 111.19 ng
 RT: 10.66 min Scan# 733
 Delta R.T. -0.04 min
 Lab File: BF091485.D
 Acq: 7 Dec 2016 22:35

Tgt Ion	Resp	Lower	Upper
330	100		
332	95.1	76.2	114.4
141	27.9	33.6	50.4#

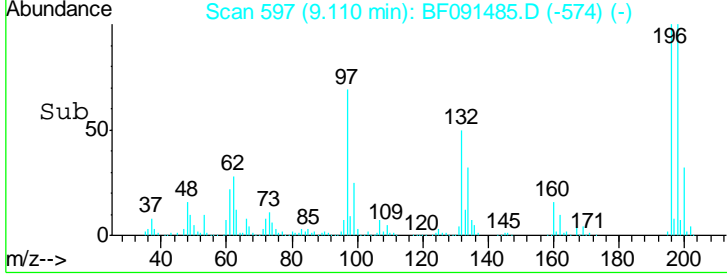
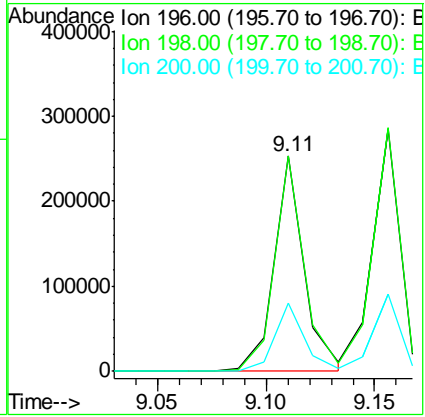
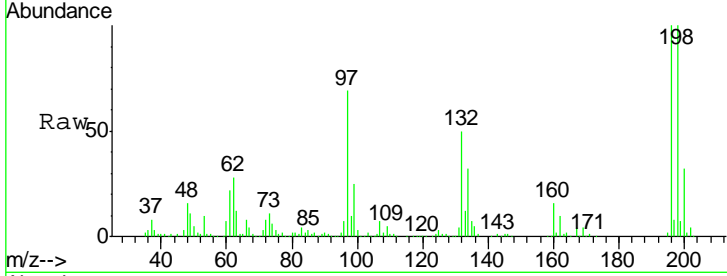




#42
 2,4,6-Trichlorophenol
 Concen: 35.25 ng
 RT: 9.11 min Scan# 597
 Delta R.T. -0.04 min
 Lab File: BF091485.D
 Acq: 7 Dec 2016 22:35

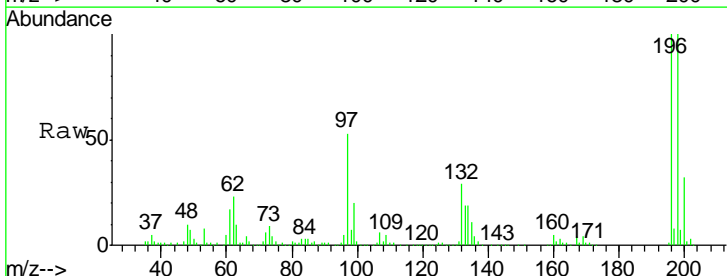
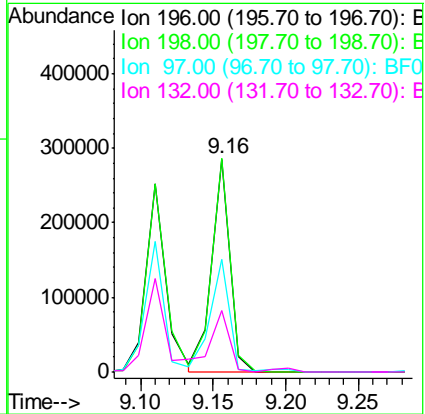
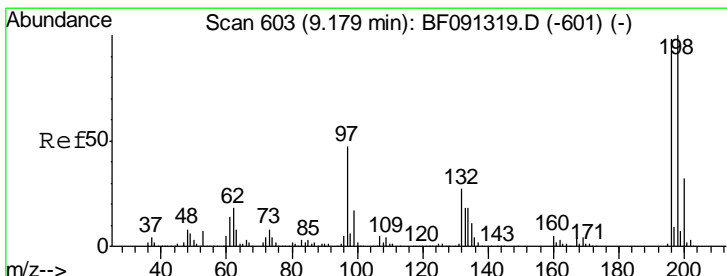
Instrument :
 BNA_F
ClientSampleId :
 TP17-18-COMP4MSD

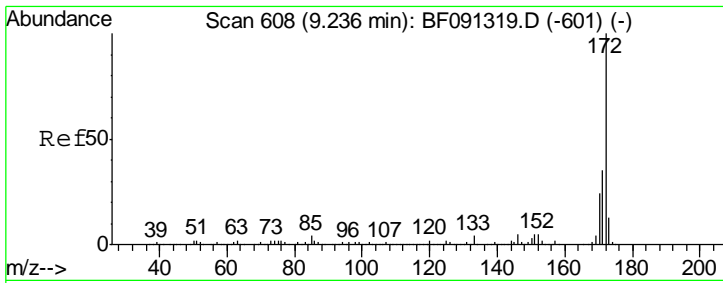
Tgt Ion	Resp	Lower	Upper
196	100		
198	99.9	77.4	116.0
200	31.8	25.2	37.8



#43
 2,4,5-Trichlorophenol
 Concen: 35.92 ng
 RT: 9.16 min Scan# 601
 Delta R.T. -0.03 min
 Lab File: BF091485.D
 Acq: 7 Dec 2016 22:35

Tgt Ion	Resp	Lower	Upper
196	100		
198	100.4	77.0	115.6
97	52.9	33.5	50.3#
132	29.1	20.5	30.7



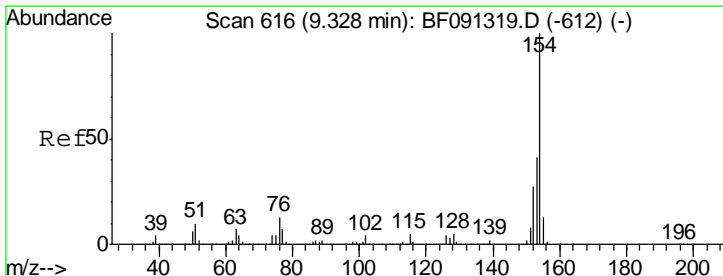
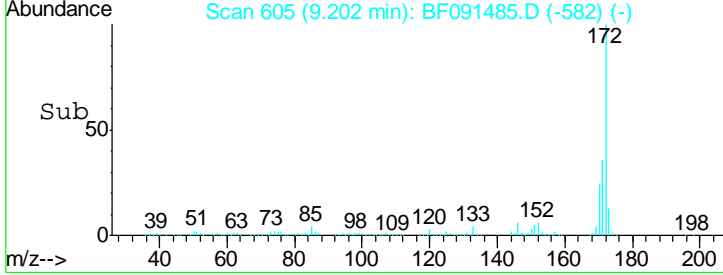
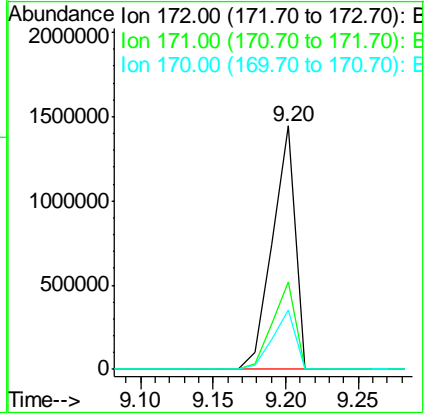
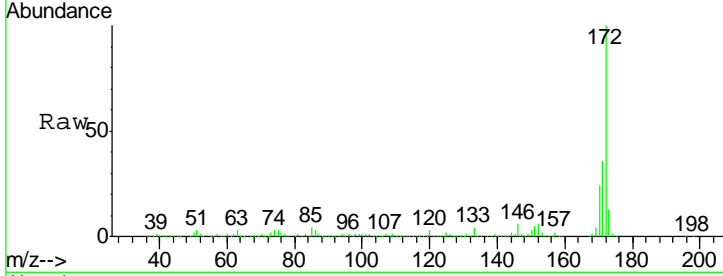


#44
 2-Fluorobiphenyl
 Concen: 75.11 ng
 RT: 9.20 min Scan# 605
 Delta R.T. -0.04 min
 Lab File: BF091485.D
 Acq: 7 Dec 2016 22:35

Instrument :
 BNA_F
ClientSampleId :
 TP17-18-COMP4MSD

Tgt Ion:172 Resp: 1574841

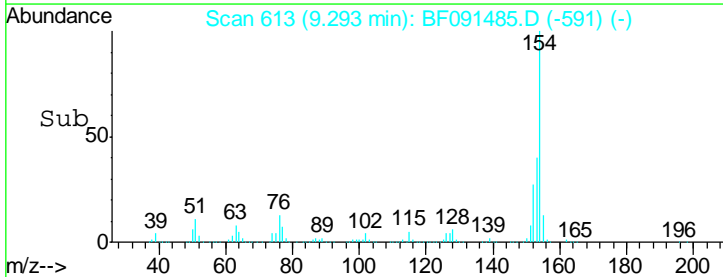
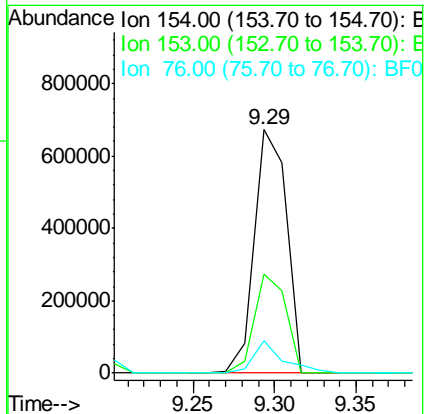
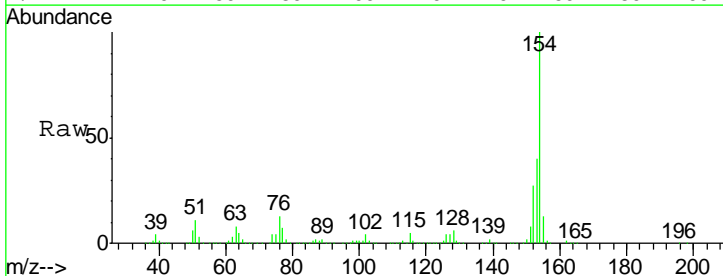
Ion	Ratio	Lower	Upper
172	100		
171	36.0	29.4	44.0
170	24.1	19.7	29.5

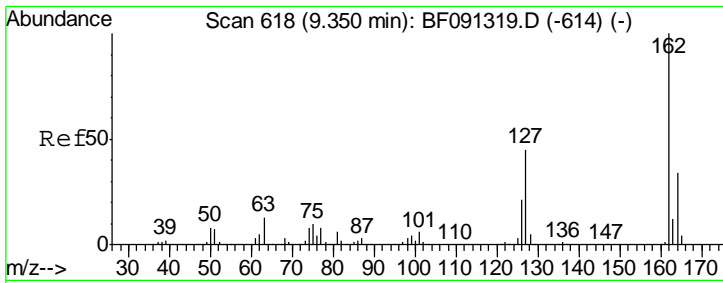


#45
 1,1'-Biphenyl
 Concen: 33.73 ng
 RT: 9.29 min Scan# 613
 Delta R.T. -0.05 min
 Lab File: BF091485.D
 Acq: 7 Dec 2016 22:35

Tgt Ion:154 Resp: 920839

Ion	Ratio	Lower	Upper
154	100		
153	40.5	20.6	60.6
76	13.4	0.0	36.6

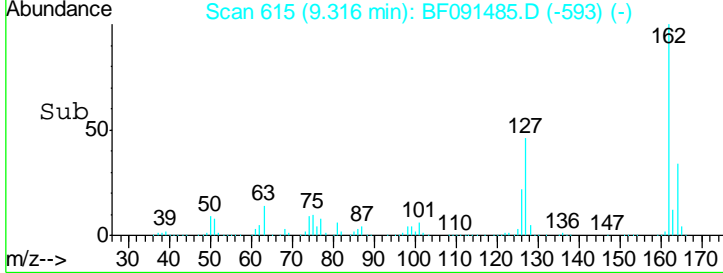
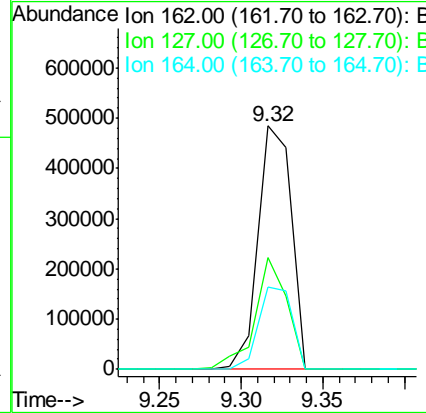
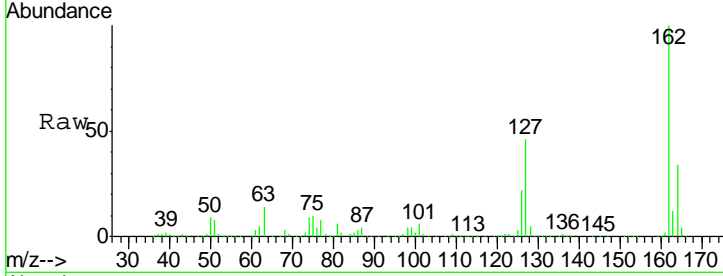




#46
 2-Chloronaphthalene
 Concen: 33.78 ng
 RT: 9.32 min Scan# 615
 Delta R.T. -0.05 min
 Lab File: BF091485.D
 Acq: 7 Dec 2016 22:35

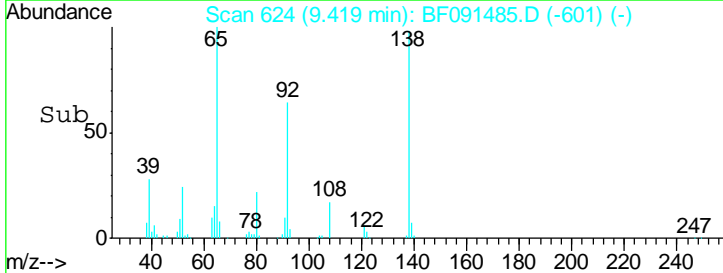
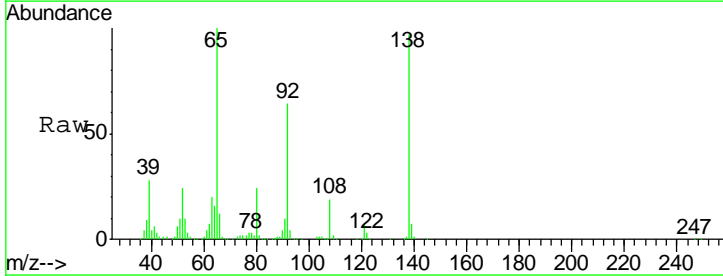
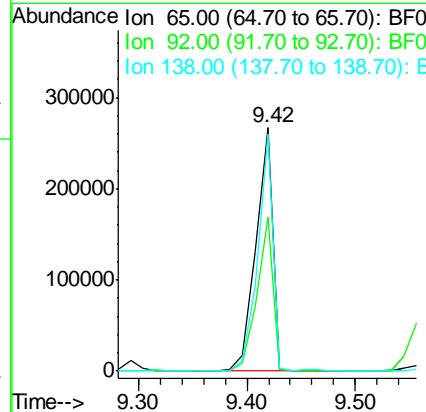
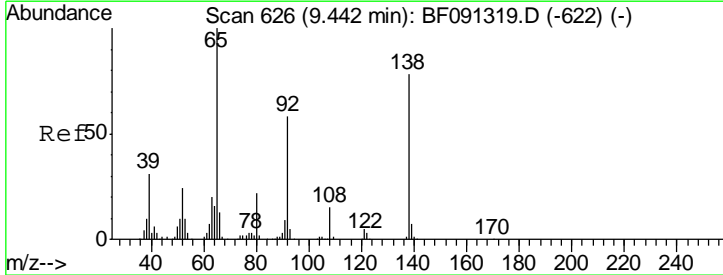
Instrument :
 BNA_F
ClientSampleId :
 TP17-18-COMP4MSD

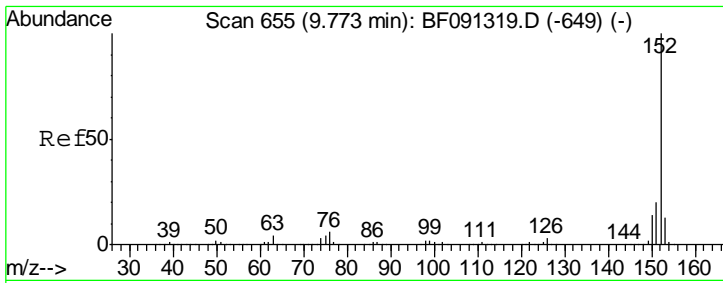
Tgt Ion	Resp	Lower	Upper
162	686729		
127	45.7	34.3	51.5
164	34.0	26.6	40.0



#47
 2-Nitroaniline
 Concen: 39.53 ng
 RT: 9.42 min Scan# 624
 Delta R.T. -0.04 min
 Lab File: BF091485.D
 Acq: 7 Dec 2016 22:35

Tgt Ion	Resp	Lower	Upper
65	288635		
92	63.5	53.6	80.4
138	97.4	91.0	136.6



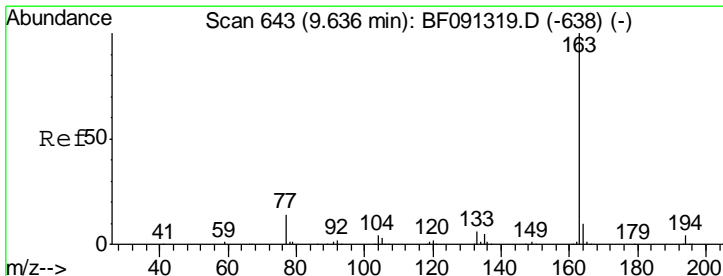
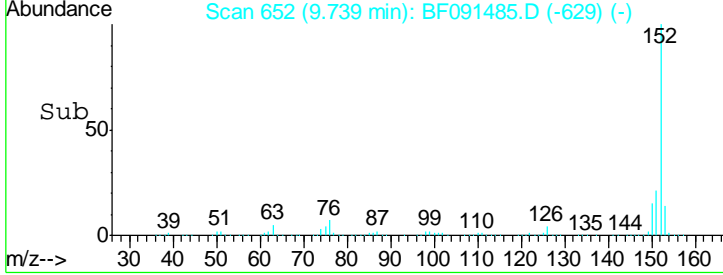
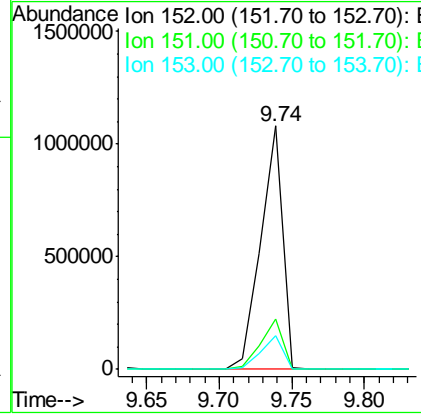
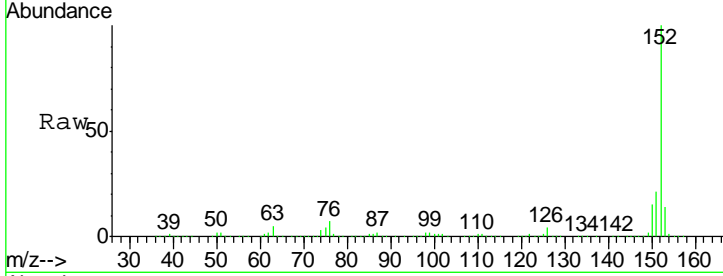


#48
 Acenaphthylene
 Concen: 35.47 ng
 RT: 9.74 min Scan# 652
 Delta R.T. -0.04 min
 Lab File: BF091485.D
 Acq: 7 Dec 2016 22:35

Instrument :
 BNA_F
 ClientSampleId :
 TP17-18-COMP4MSD

Tgt Ion:152 Resp: 1135229

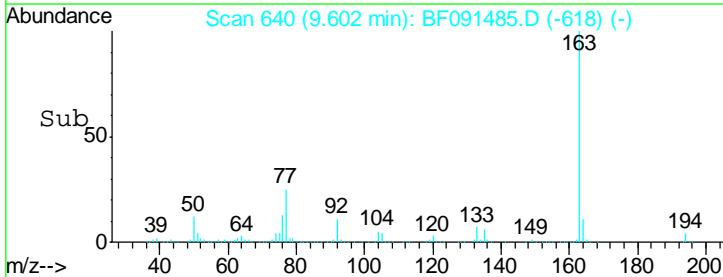
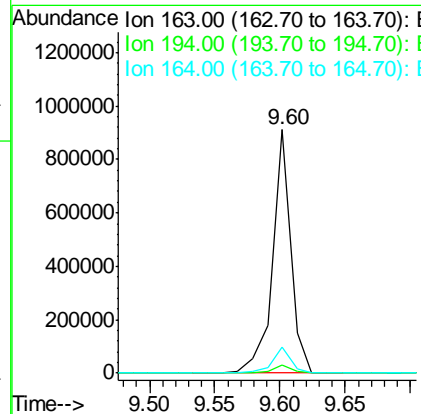
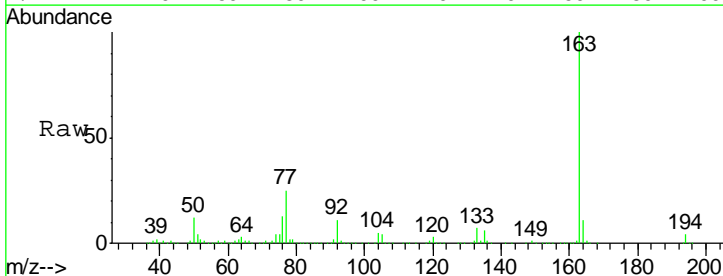
Ion	Ratio	Lower	Upper
152	100		
151	20.5	16.6	24.8
153	14.0	10.7	16.1

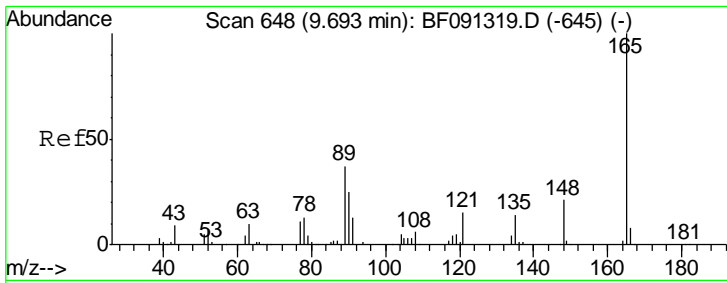


#49
 Dimethylphthalate
 Concen: 38.82 ng
 RT: 9.60 min Scan# 640
 Delta R.T. -0.05 min
 Lab File: BF091485.D
 Acq: 7 Dec 2016 22:35

Tgt Ion:163 Resp: 892469

Ion	Ratio	Lower	Upper
163	100		
194	3.5	3.0	4.4
164	10.9	7.8	11.8

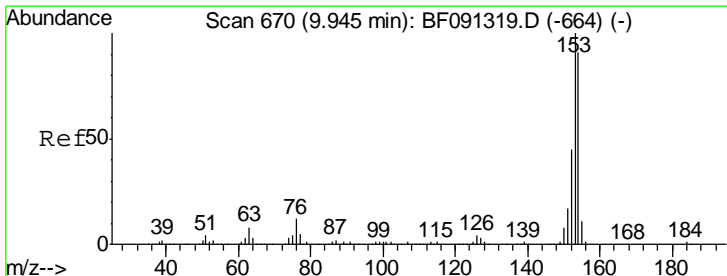
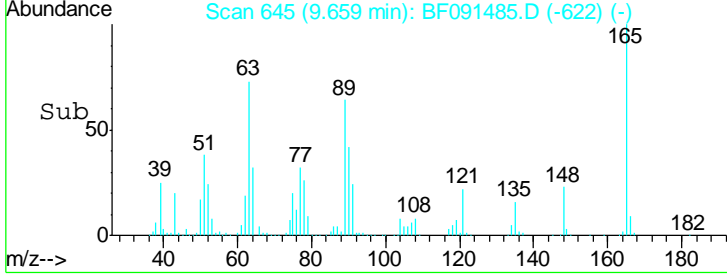
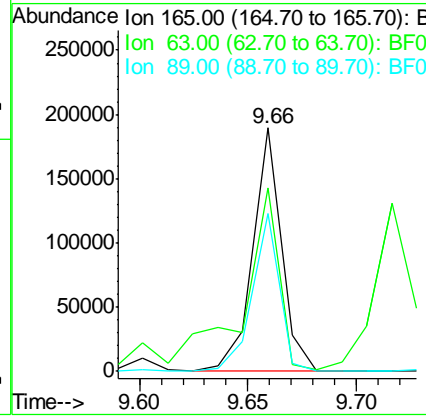
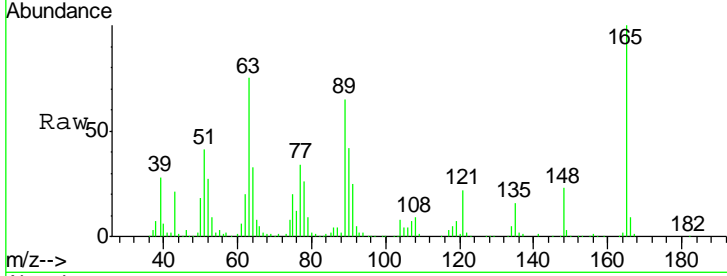




#50
 2,6-Dinitrotoluene
 Concen: 33.76 ng
 RT: 9.66 min Scan# 645
 Delta R.T. -0.04 min
 Lab File: BF091485.D
 Acq: 7 Dec 2016 22:35

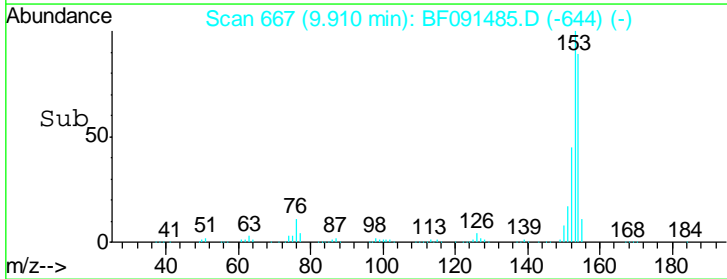
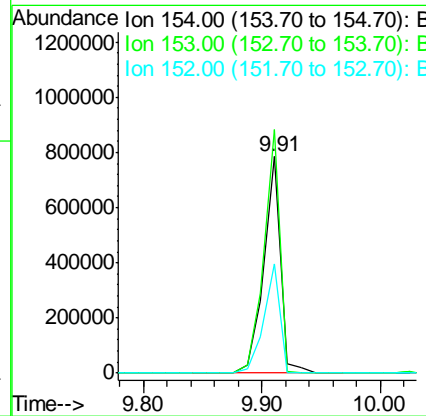
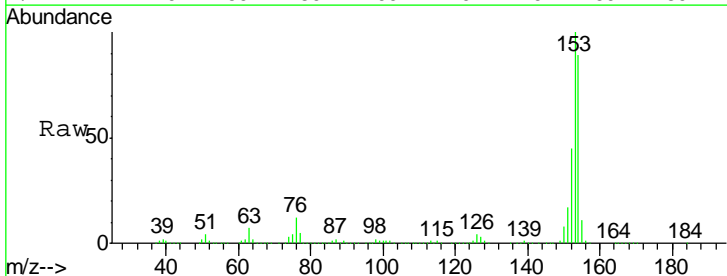
Instrument :
 BNA_F
 ClientSampleId :
 TP17-18-COMP4MSD

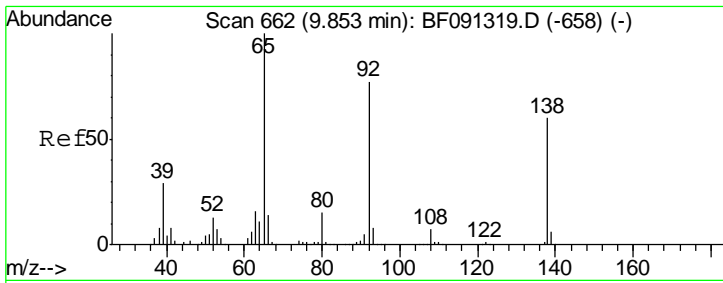
Tgt Ion	Resp	Lower	Upper
165	173427		
63	75.5	59.4	89.0
89	64.7	50.8	76.2



#51
 Acenaphthene
 Concen: 35.87 ng
 RT: 9.91 min Scan# 667
 Delta R.T. -0.04 min
 Lab File: BF091485.D
 Acq: 7 Dec 2016 22:35

Tgt Ion	Resp	Lower	Upper
154	774244		
153	112.5	91.0	136.6
152	50.8	44.2	66.2

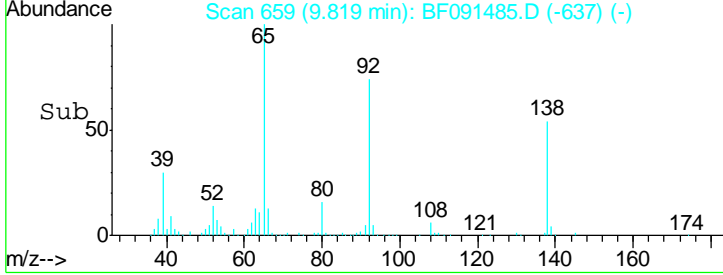
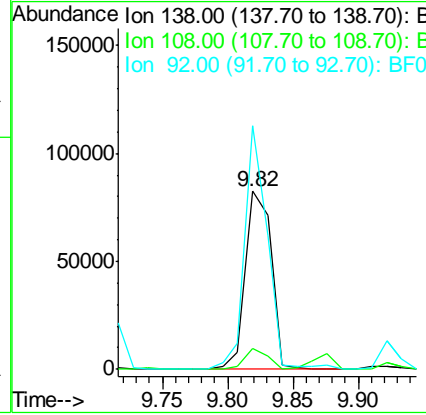
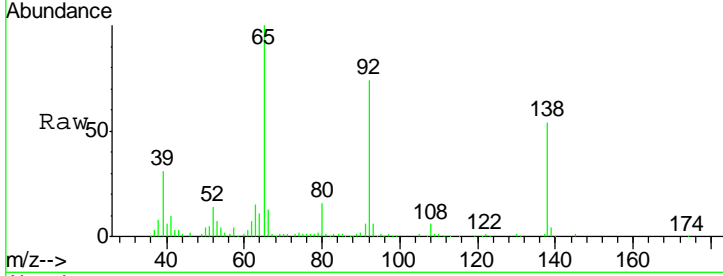




#52
 3-Nitroaniline
 Concen: 19.18 ng
 RT: 9.82 min Scan# 659
 Delta R.T. -0.05 min
 Lab File: BF091485.D
 Acq: 7 Dec 2016 22:35

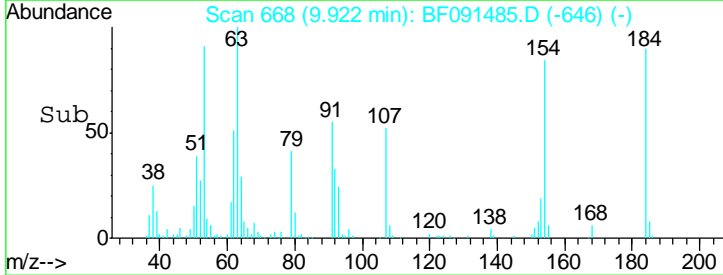
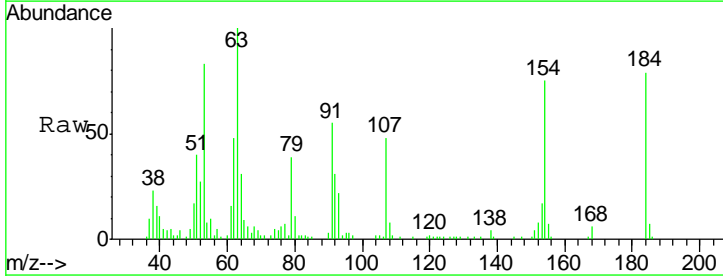
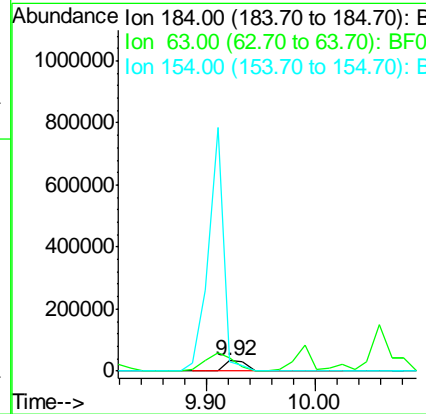
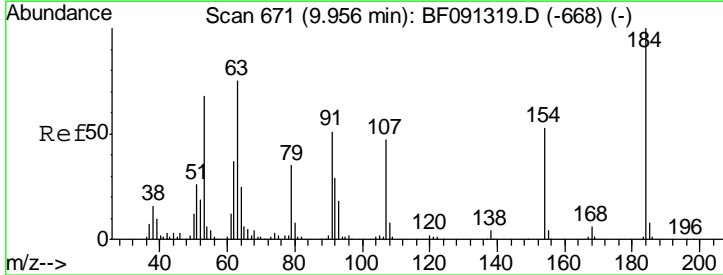
Instrument :
 BNA_F
ClientSampleId :
 TP17-18-COMP4MSD

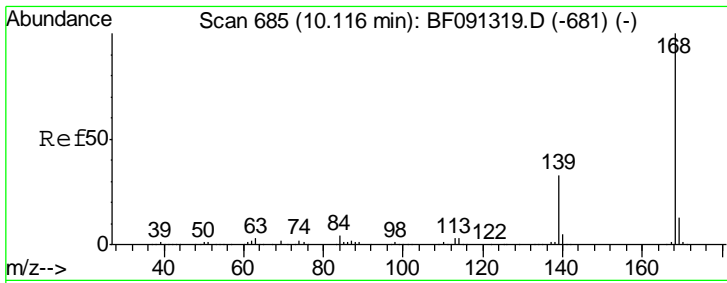
Tgt Ion	Resp	Lower	Upper
138	114088		
108	11.9	8.1	12.1
92	136.9	92.5	138.7



#53
 2,4-Dinitrophenol
 Concen: 21.02 ng
 RT: 9.92 min Scan# 668
 Delta R.T. -0.05 min
 Lab File: BF091485.D
 Acq: 7 Dec 2016 22:35

Tgt Ion	Resp	Lower	Upper
184	47236		
63	126.3	58.3	87.5#
154	94.7	48.6	73.0#



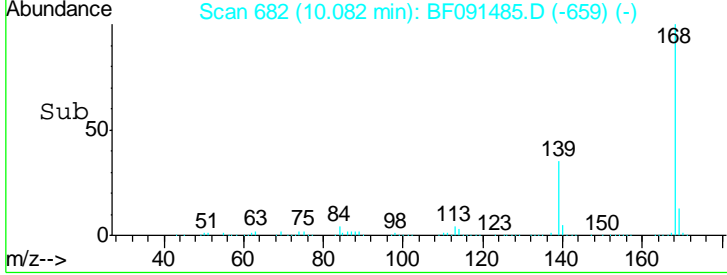
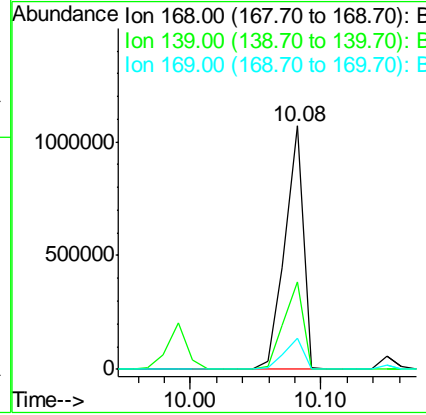
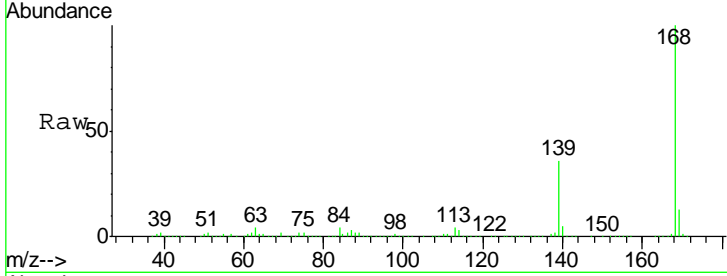


#54
 Dibenzofuran
 Concen: 37.22 ng
 RT: 10.08 min Scan# 682
 Delta R.T. -0.04 min
 Lab File: BF091485.D
 Acq: 7 Dec 2016 22:35

Instrument :
 BNA_F
ClientSampleId :
 TP17-18-COMP4MSD

Tgt Ion:168 Resp: 1075582

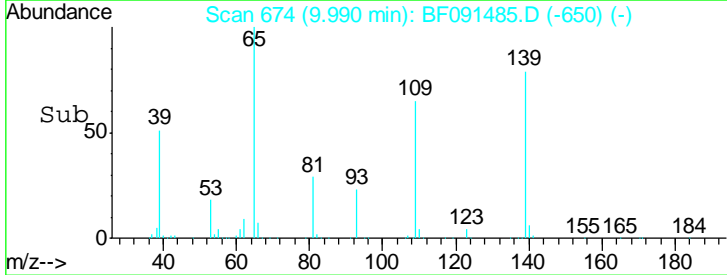
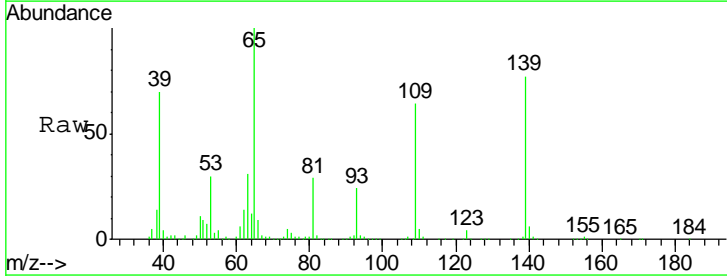
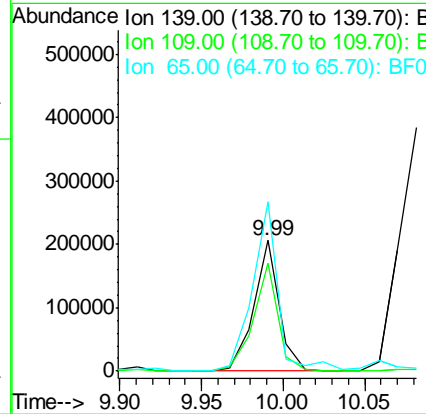
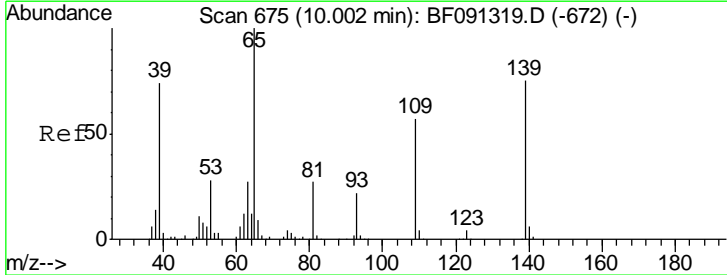
Ion	Ratio	Lower	Upper
168	100		
139	35.9	33.4	50.2
169	12.9	11.1	16.7

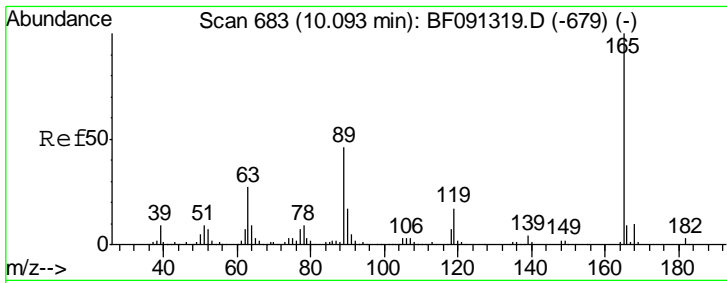


#55
 4-Nitrophenol
 Concen: 51.91 ng
 RT: 9.99 min Scan# 674
 Delta R.T. -0.03 min
 Lab File: BF091485.D
 Acq: 7 Dec 2016 22:35

Tgt Ion:139 Resp: 222984

Ion	Ratio	Lower	Upper
139	100		
109	82.1	54.9	94.9
65	129.2	102.2	142.2

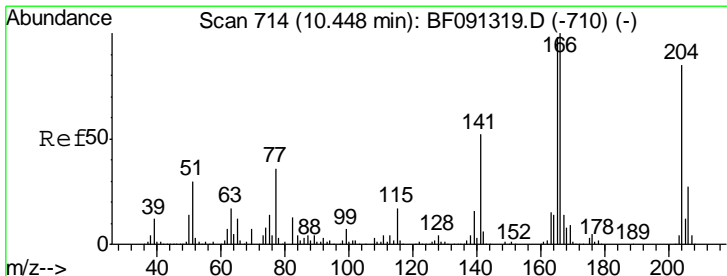
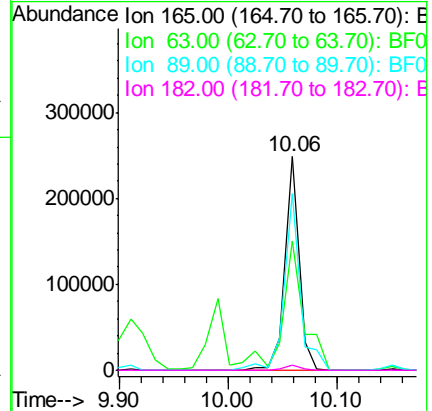
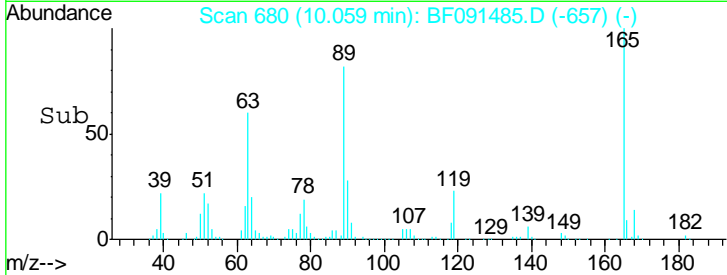
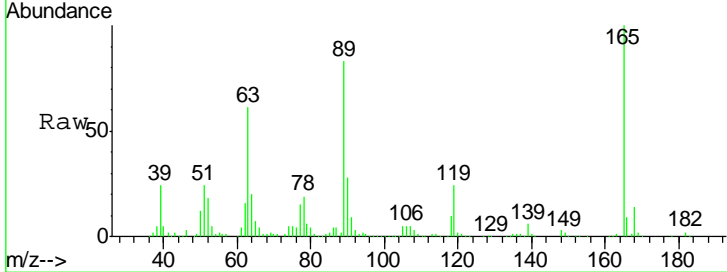




#56
 2,4-Dinitrotoluene
 Concen: 33.62 ng
 RT: 10.06 min Scan# 680
 Delta R.T. -0.04 min
 Lab File: BF091485.D
 Acq: 7 Dec 2016 22:35

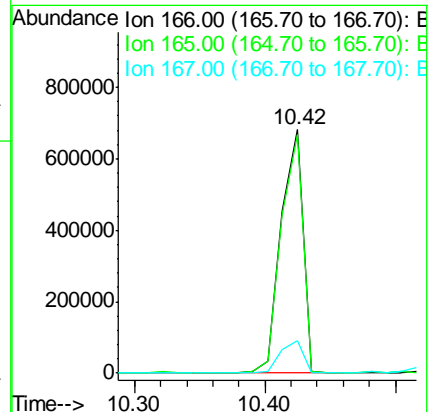
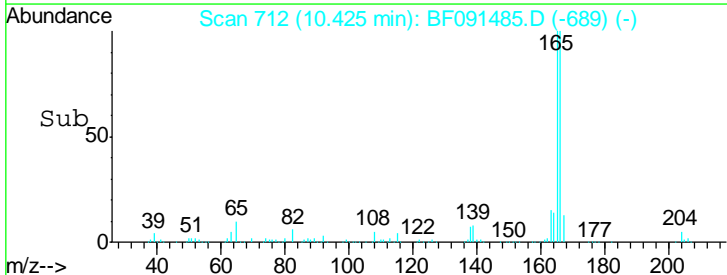
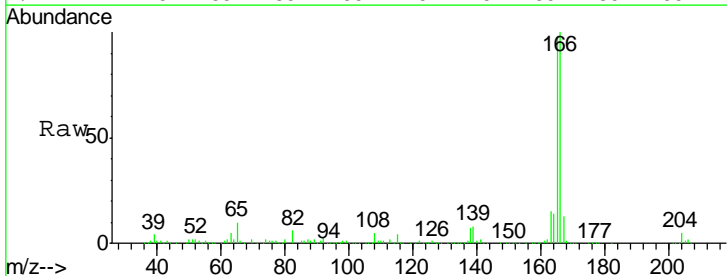
Instrument :
 BNA_F
 ClientSampleId :
 TP17-18-COMP4MSD

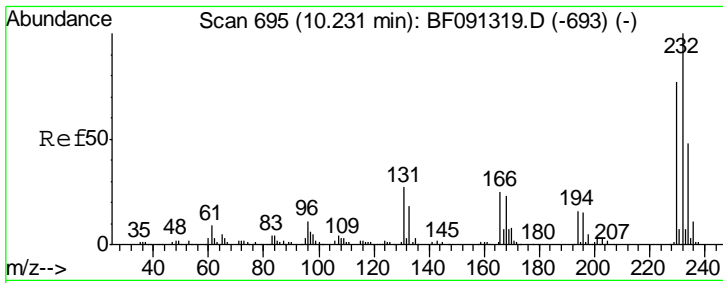
Tgt Ion	Resp	Lower	Upper
165	100		
63	60.7	29.0	43.4#
89	82.5	43.1	64.7#
182	2.3	1.9	2.9



#57
 Fluorene
 Concen: 36.26 ng
 RT: 10.42 min Scan# 712
 Delta R.T. -0.04 min
 Lab File: BF091485.D
 Acq: 7 Dec 2016 22:35

Tgt Ion	Resp	Lower	Upper
166	100		
165	98.0	80.0	120.0
167	13.1	10.8	16.2



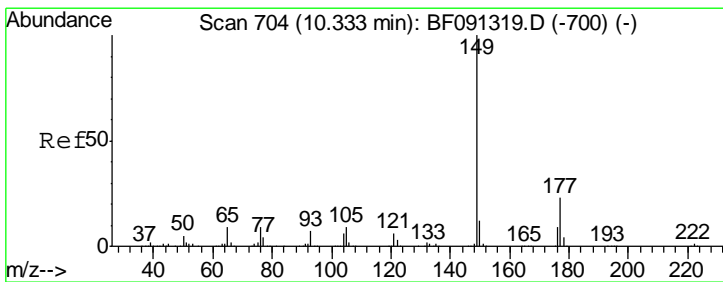
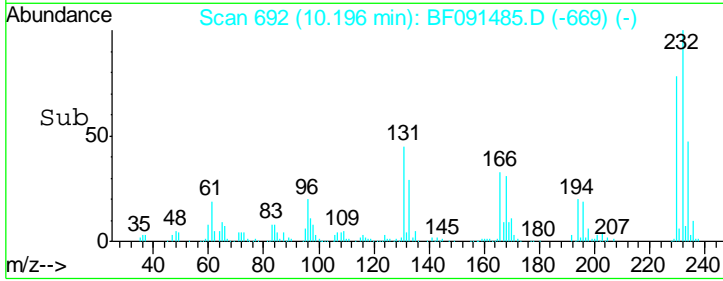
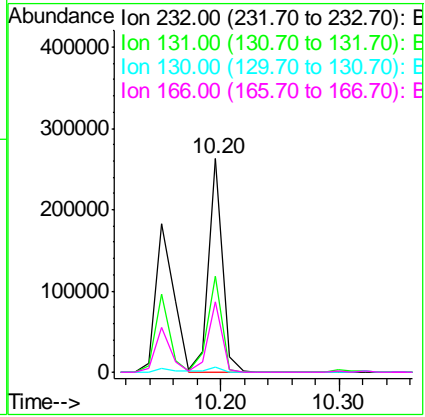
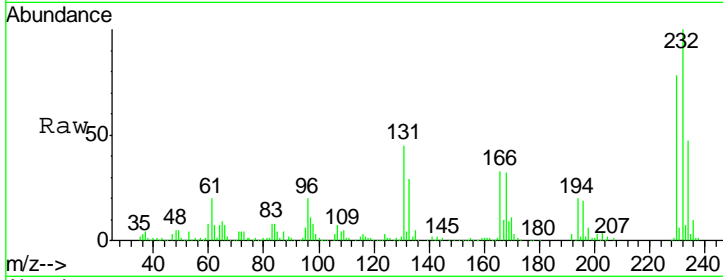


#58
 2,3,4,6-Tetrachlorophenol
 Concen: 35.76 ng
 RT: 10.20 min Scan# 692
 Delta R.T. -0.04 min
 Lab File: BF091485.D
 Acq: 7 Dec 2016 22:35

Instrument :
 BNA_F
 ClientSampleId :
 TP17-18-COMP4MSD

Tgt Ion: 232 Resp: 212832

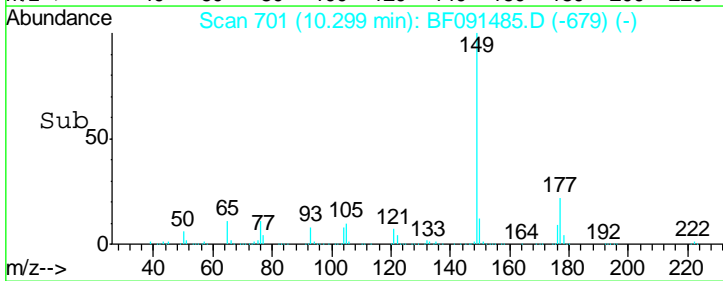
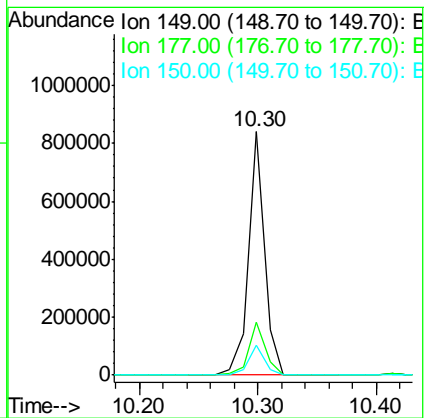
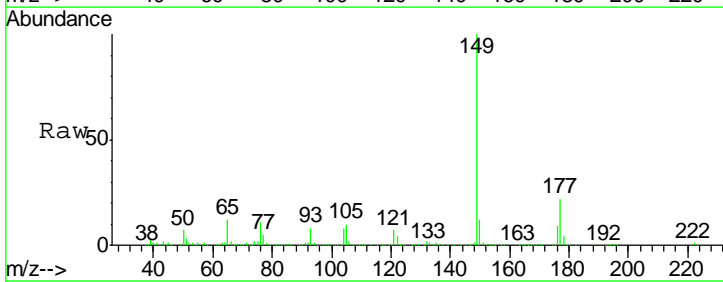
Ion	Ratio	Lower	Upper
232	100		
131	47.1	38.4	57.6
130	2.9	1.8	2.8#
166	33.3	23.9	35.9

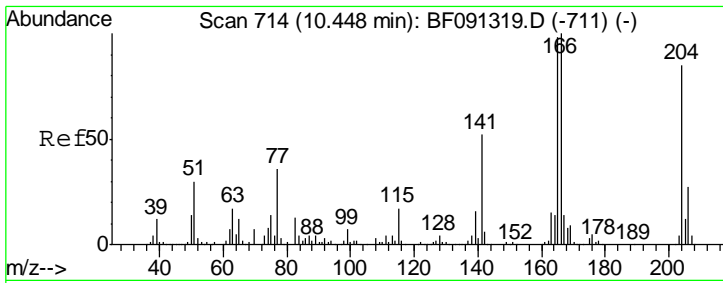


#59
 Diethylphthalate
 Concen: 35.04 ng
 RT: 10.30 min Scan# 701
 Delta R.T. -0.05 min
 Lab File: BF091485.D
 Acq: 7 Dec 2016 22:35

Tgt Ion: 149 Resp: 794984

Ion	Ratio	Lower	Upper
149	100		
177	21.9	15.7	23.5
150	12.5	10.2	15.2

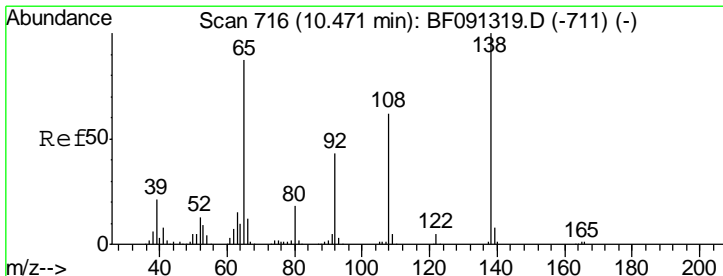
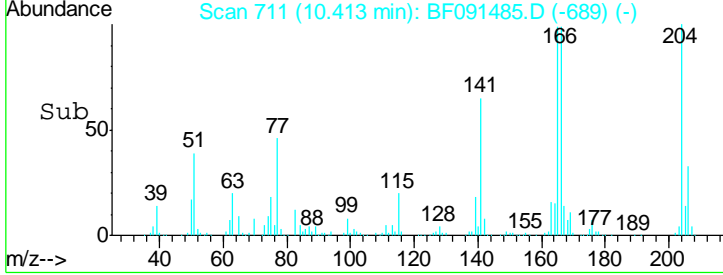
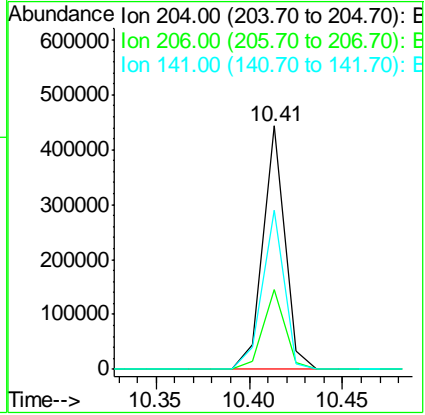
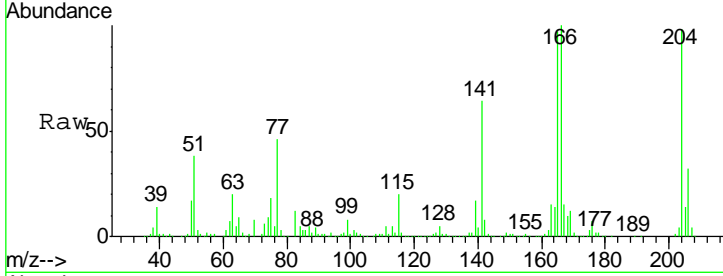




#60
 4-Chlorophenyl-phenylether
 Concen: 32.36 ng
 RT: 10.41 min Scan# 711
 Delta R.T. -0.05 min
 Lab File: BF091485.D
 Acq: 7 Dec 2016 22:35

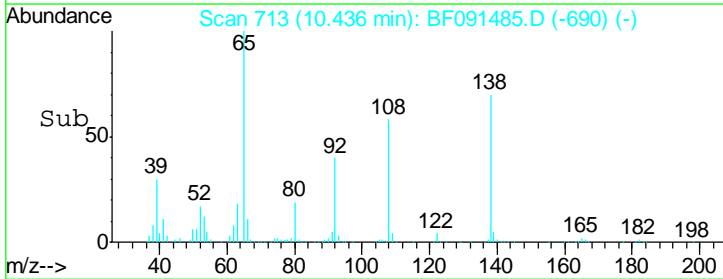
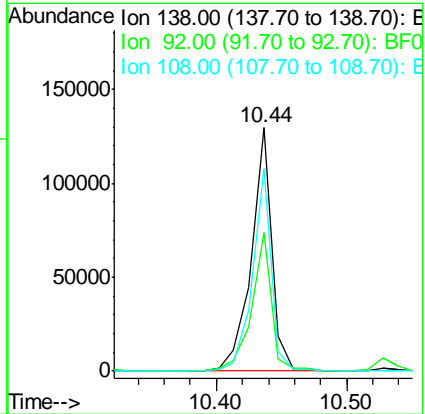
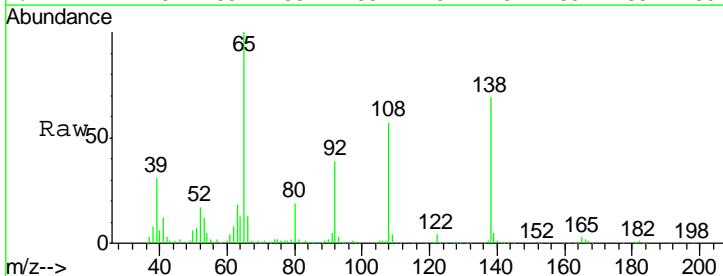
Instrument :
 BNA_F
ClientSampleId :
 TP17-18-COMP4MSD

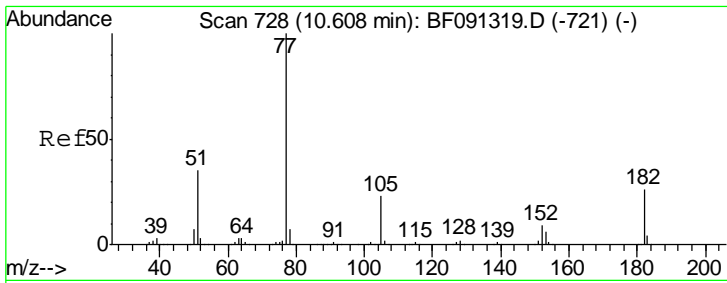
Tgt Ion	Resp	Lower	Upper
204	100		
206	32.5	26.1	39.1
141	65.5	40.6	61.0



#61
 4-Nitroaniline
 Concen: 25.45 ng
 RT: 10.44 min Scan# 713
 Delta R.T. -0.04 min
 Lab File: BF091485.D
 Acq: 7 Dec 2016 22:35

Tgt Ion	Resp	Lower	Upper
138	100		
92	57.1	26.9	66.9
108	83.2	49.1	89.1

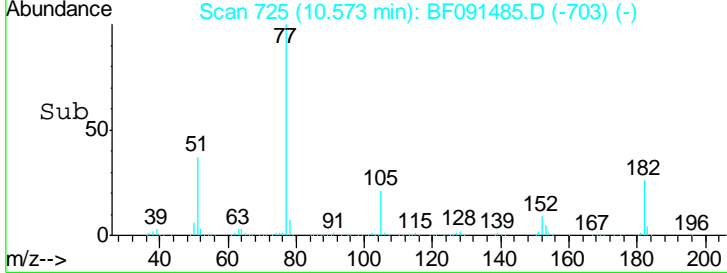
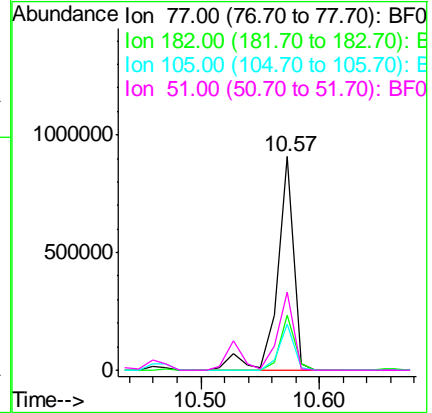
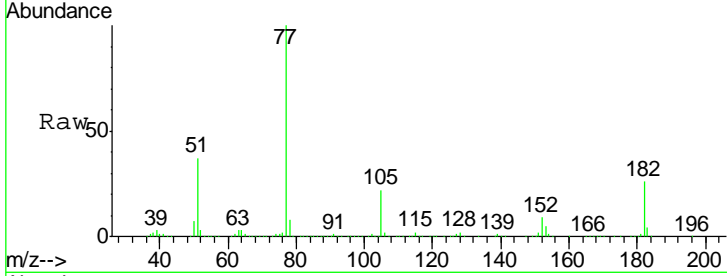




#62
 Azobenzene
 Concen: 37.99 ng
 RT: 10.57 min Scan# 725
 Delta R.T. -0.05 min
 Lab File: BF091485.D
 Acq: 7 Dec 2016 22:35

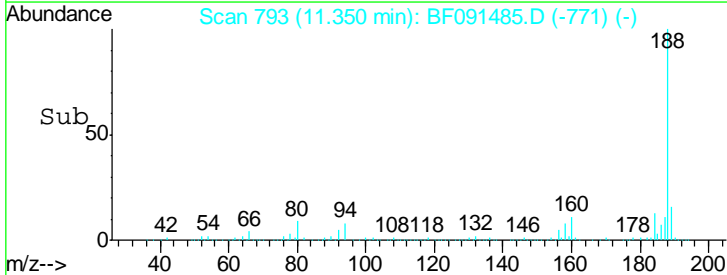
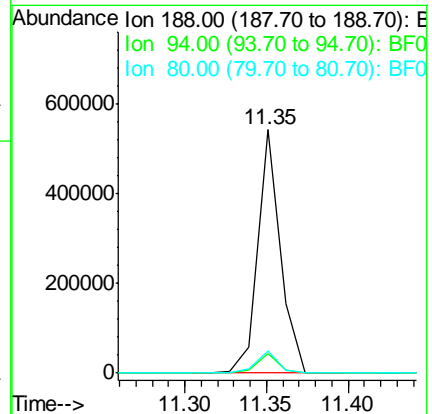
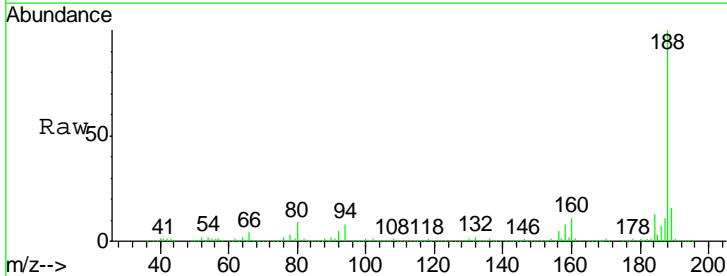
Instrument :
 BNA_F
ClientSampleId :
 TP17-18-COMP4MSD

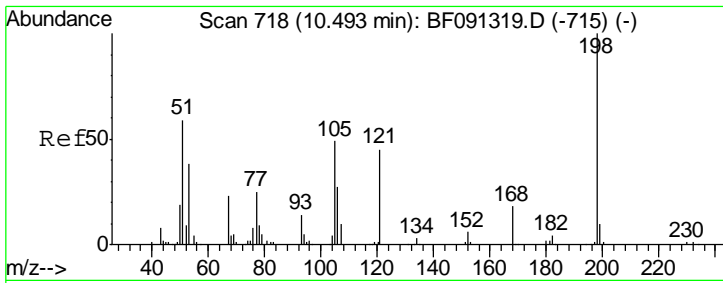
Tgt Ion	Resp	Lower	Upper
77	100		
182	25.8	12.5	52.5
105	21.8	3.7	43.7
51	36.7	11.9	51.9



#63
 Phenanthrene-d10
 Concen: 20.00 ng
 RT: 11.35 min Scan# 793
 Delta R.T. -0.05 min
 Lab File: BF091485.D
 Acq: 7 Dec 2016 22:35

Tgt Ion	Resp	Lower	Upper
188	100		
94	8.0	9.2	13.8#
80	9.2	10.5	15.7#

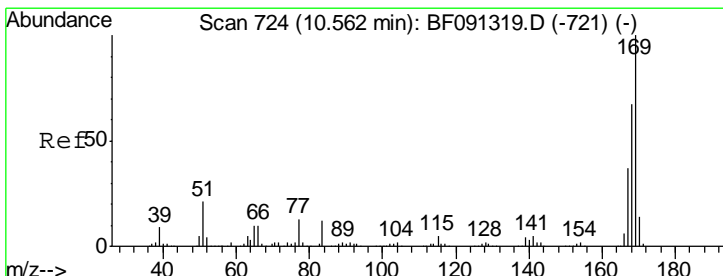
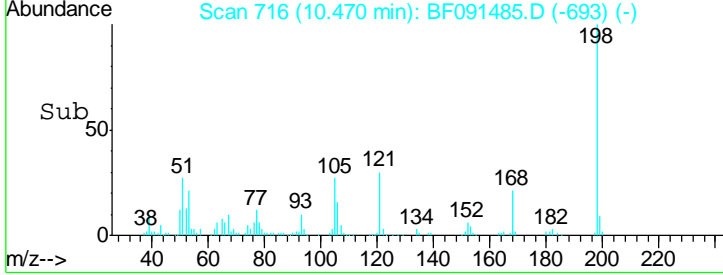
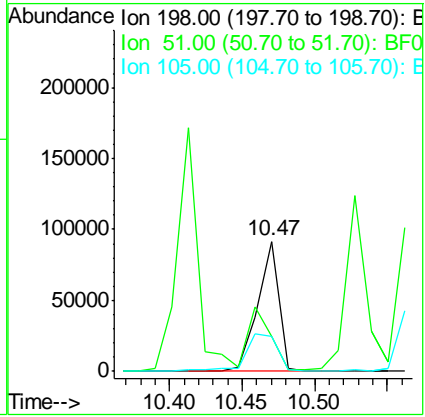
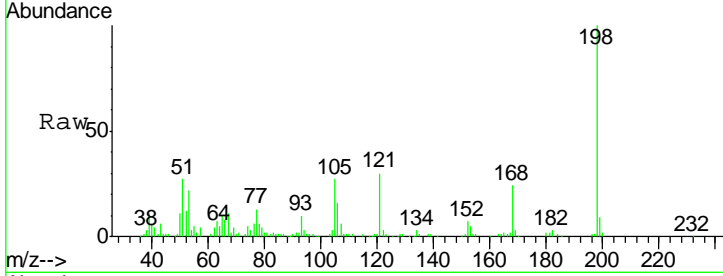




#64
 4,6-Dinitro-2-methylphenol
 Concen: 32.19 ng
 RT: 10.47 min Scan# 716
 Delta R.T. -0.04 min
 Lab File: BF091485.D
 Acq: 7 Dec 2016 22:35

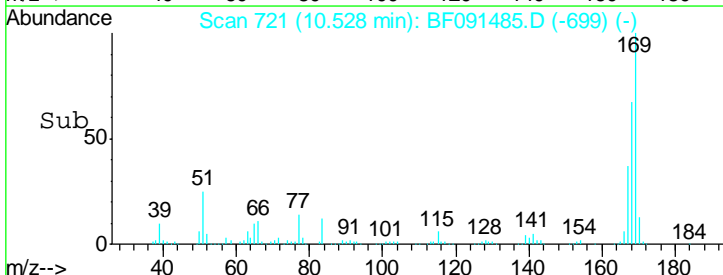
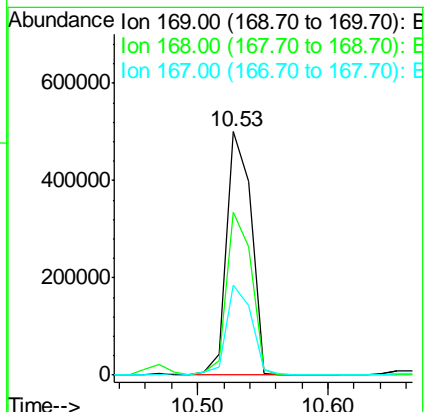
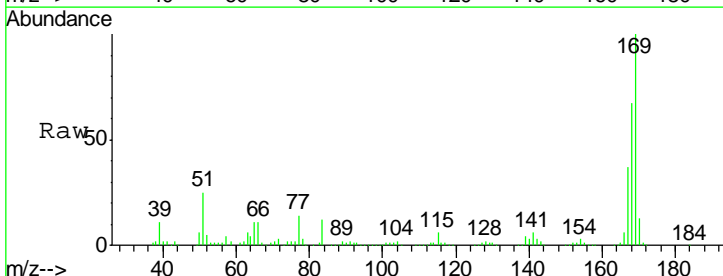
Instrument :
 BNA_F
 ClientSampleId :
 TP17-18-COMP4MSD

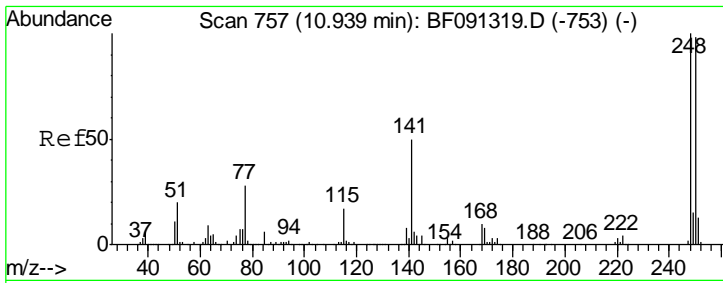
Tgt Ion	Resp	Lower	Upper
198	92795		
51	27.3	77.1	117.1#
105	27.1	44.8	84.8#



#65
 n-Nitrosodiphenylamine
 Concen: 41.24 ng
 RT: 10.53 min Scan# 721
 Delta R.T. -0.05 min
 Lab File: BF091485.D
 Acq: 7 Dec 2016 22:35

Tgt Ion	Resp	Lower	Upper
169	654345		
168	66.8	53.8	80.8
167	36.8	29.8	44.8

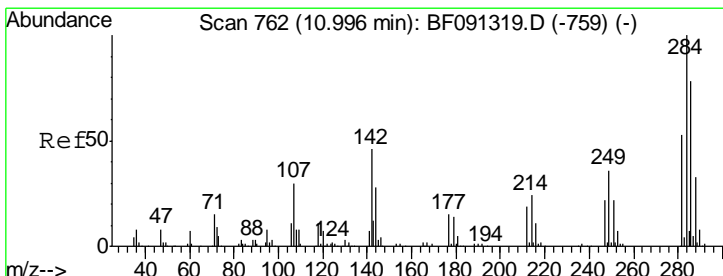
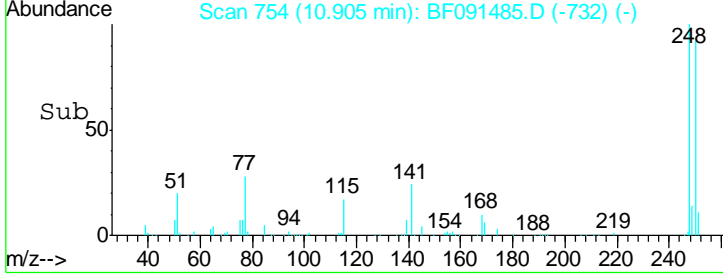
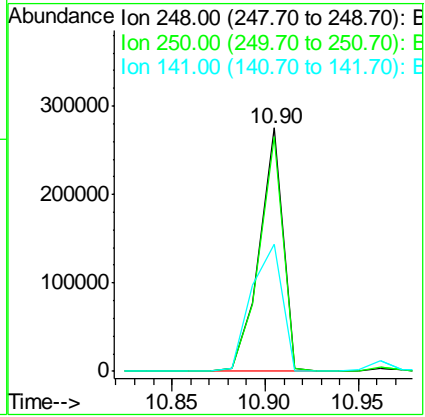
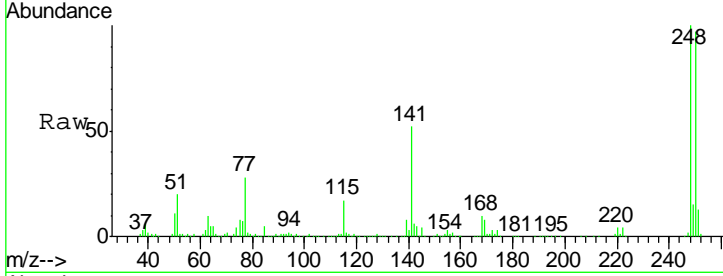




#66
 4-Bromophenyl-phenylether
 Concen: 43.80 ng
 RT: 10.90 min Scan# 754
 Delta R.T. -0.05 min
 Lab File: BF091485.D
 Acq: 7 Dec 2016 22:35

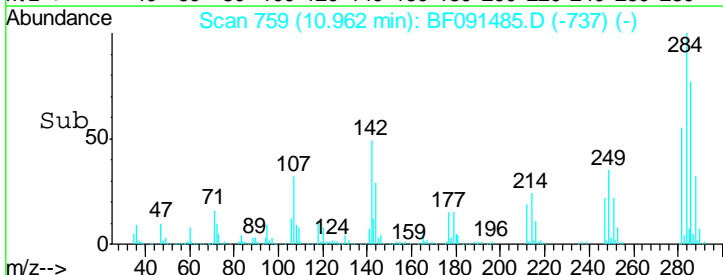
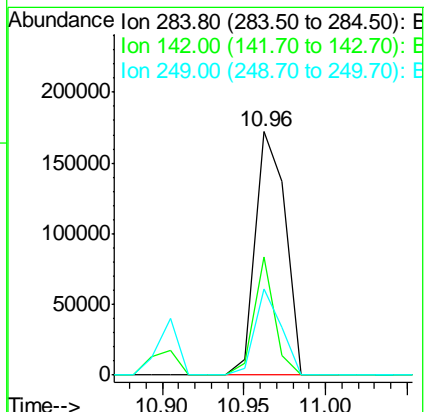
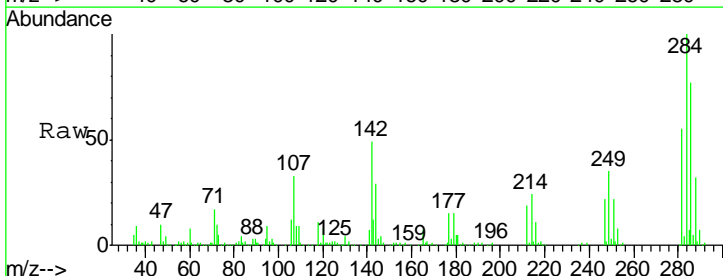
Instrument :
 BNA_F
ClientSampleId :
 TP17-18-COMP4MSD

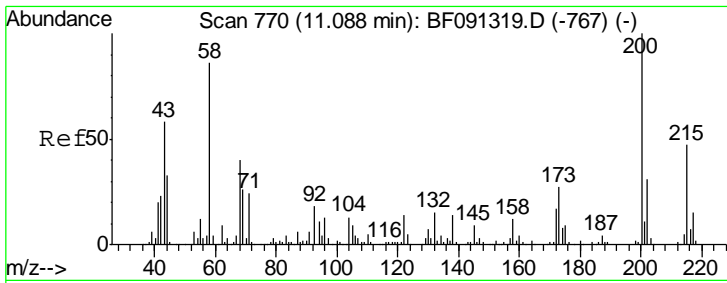
Tgt Ion	Resp	Lower	Upper
248	100		
250	96.6	78.2	117.4
141	52.5	71.9	107.9#



#67
 Hexachlorobenzene
 Concen: 36.18 ng
 RT: 10.96 min Scan# 759
 Delta R.T. -0.05 min
 Lab File: BF091485.D
 Acq: 7 Dec 2016 22:35

Tgt Ion	Resp	Lower	Upper
284	100		
142	48.5	17.9	26.9#
249	35.2	23.6	35.4

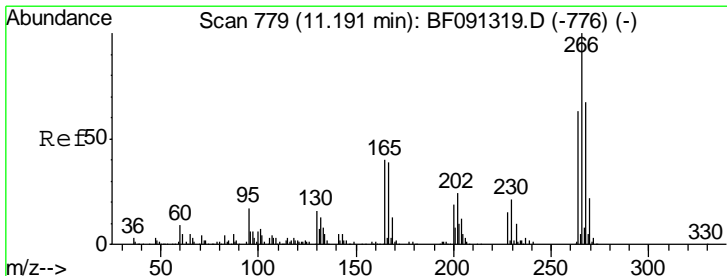
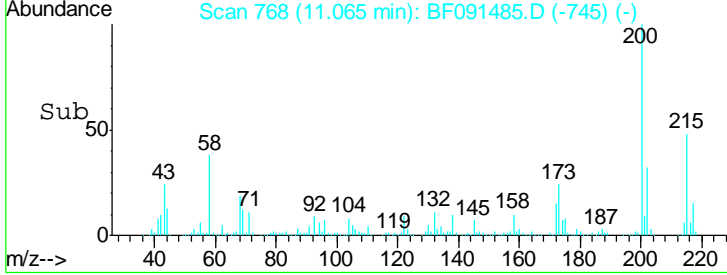
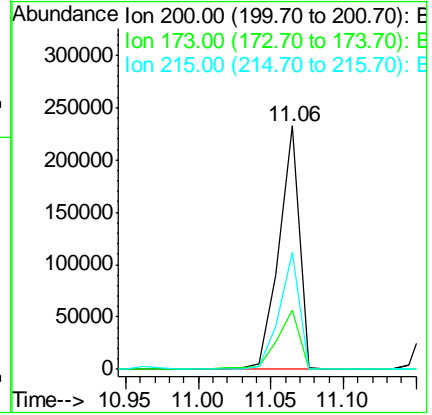
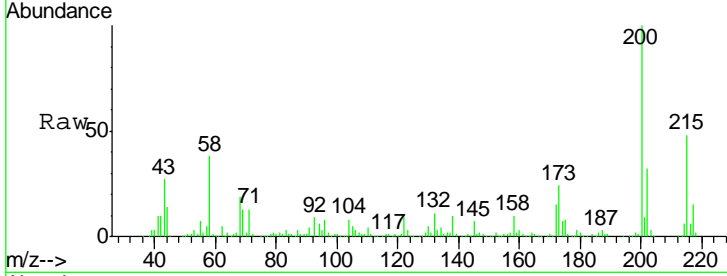




#68
 Atrazine
 Concen: 44.14 ng
 RT: 11.06 min Scan# 768
 Delta R.T. -0.04 min
 Lab File: BF091485.D
 Acq: 7 Dec 2016 22:35

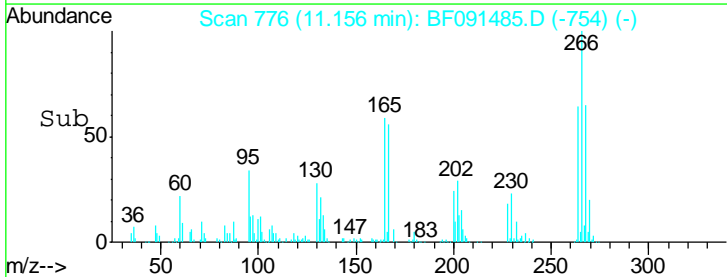
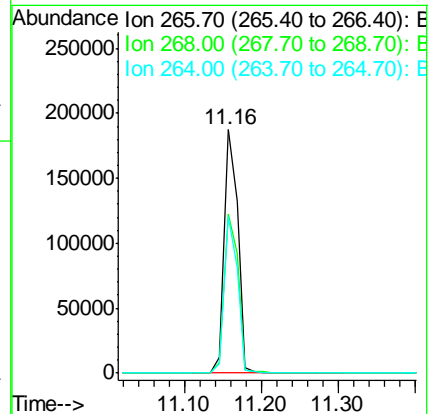
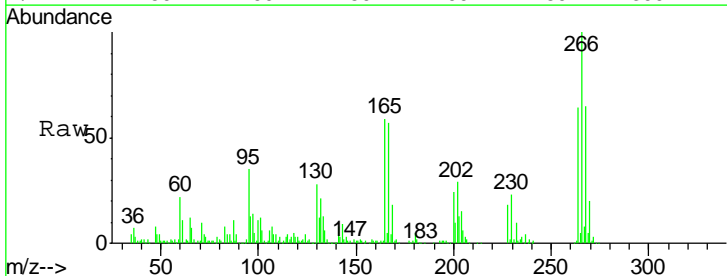
Instrument :
 BNA_F
ClientSampleId :
 TP17-18-COMP4MSD

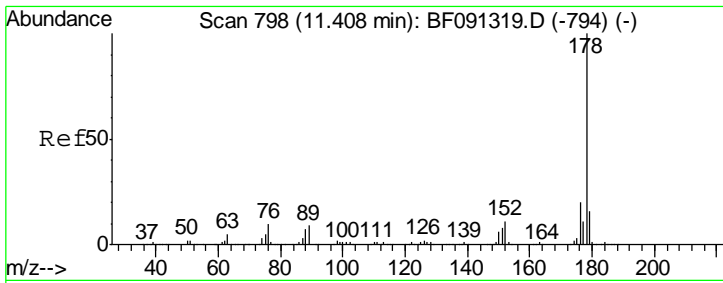
Tgt Ion	Resp	Lower	Upper
200	226778		
173	24.4	7.8	47.8
215	48.0	24.3	64.3



#69
 Pentachlorophenol
 Concen: 65.60 ng
 RT: 11.16 min Scan# 776
 Delta R.T. -0.05 min
 Lab File: BF091485.D
 Acq: 7 Dec 2016 22:35

Tgt Ion	Resp	Lower	Upper
266	234710		
268	65.4	50.3	75.5
264	64.4	48.2	72.2



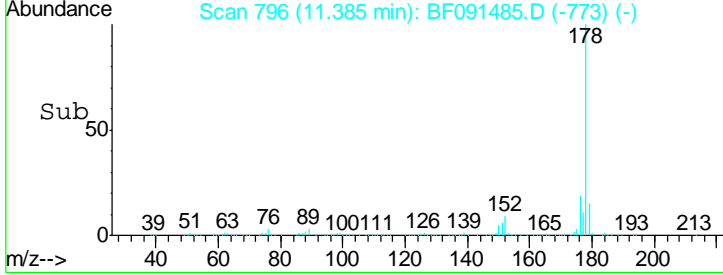
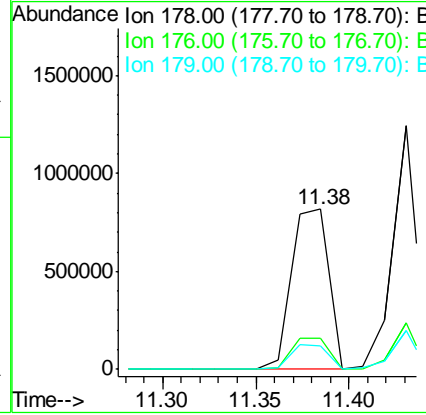



#70
 Phenanthrene
 Concen: 42.14 ng
 RT: 11.38 min Scan# 796
 Delta R.T. -0.04 min
 Lab File: BF091485.D
 Acq: 7 Dec 2016 22:35

Instrument :
 BNA_F
ClientSampleId :
 TP17-18-COMP4MSD

Tgt Ion:178 Resp: 1145717

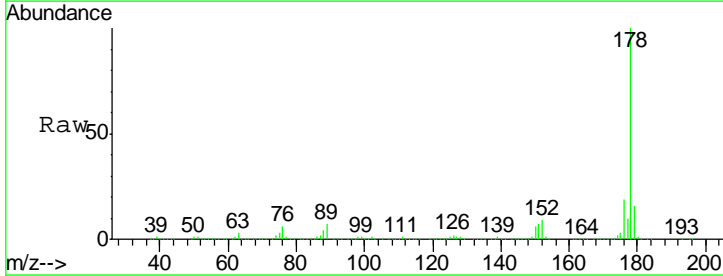
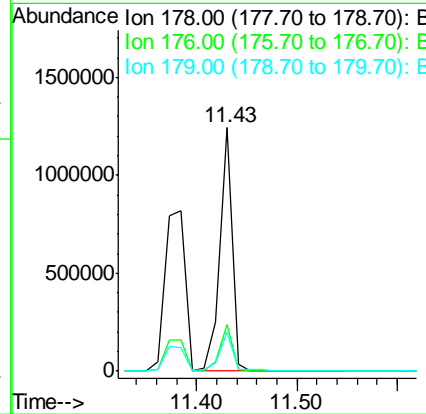
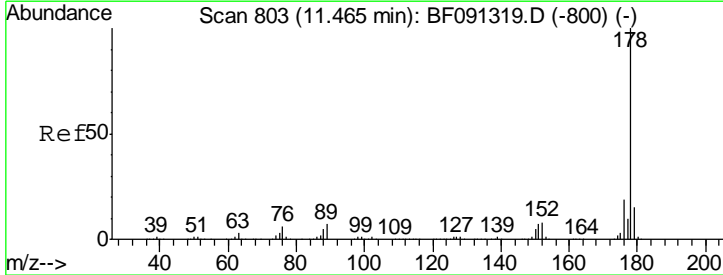
Ion	Ratio	Lower	Upper
178	100		
176	19.4	15.9	23.9
179	15.0	12.6	18.8

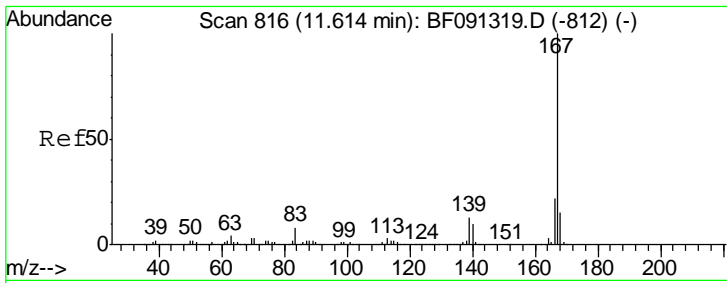


#71
 Anthracene
 Concen: 39.44 ng
 RT: 11.43 min Scan# 800
 Delta R.T. -0.05 min
 Lab File: BF091485.D
 Acq: 7 Dec 2016 22:35

Tgt Ion:178 Resp: 1064238

Ion	Ratio	Lower	Upper
178	100		
176	19.1	15.8	23.6
179	15.7	12.7	19.1

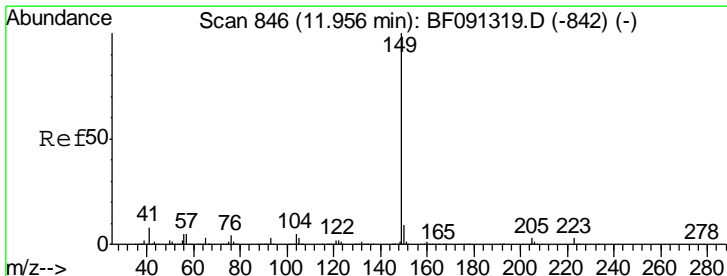
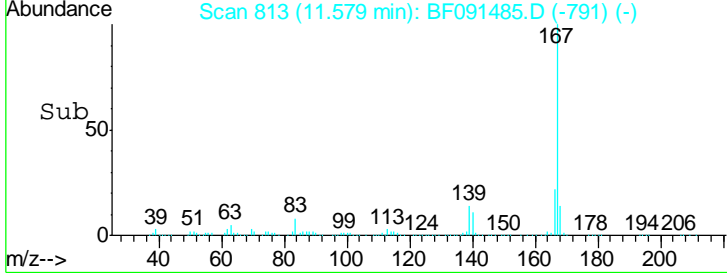
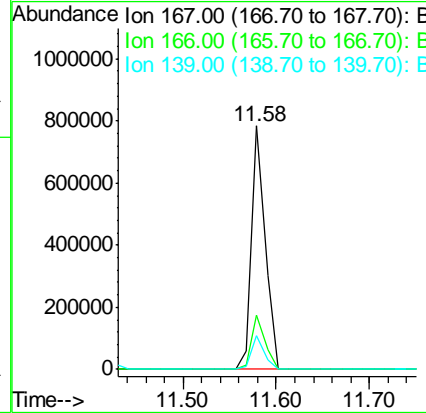
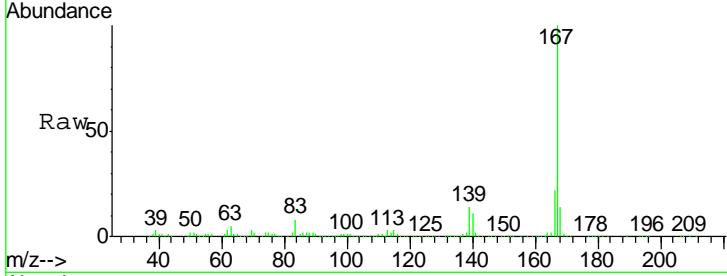




#72
 Carbazole
 Concen: 32.48 ng
 RT: 11.58 min Scan# 813
 Delta R.T. -0.05 min
 Lab File: BF091485.D
 Acq: 7 Dec 2016 22:35

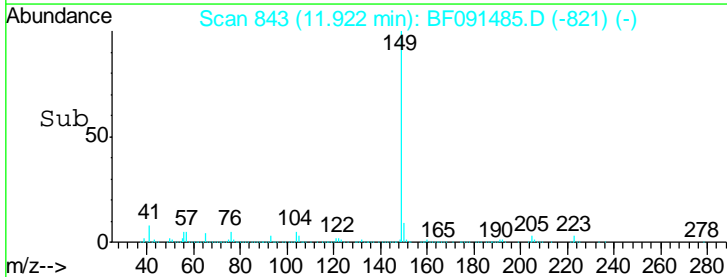
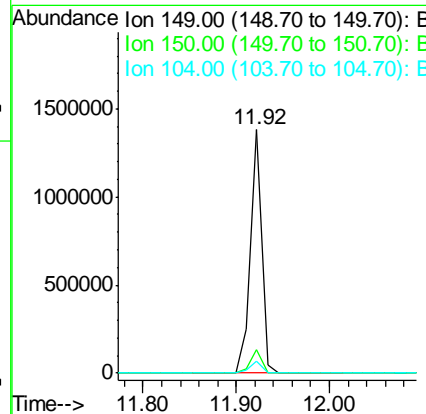
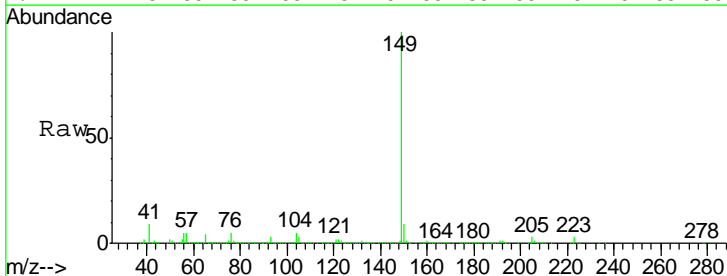
Instrument :
 BNA_F
 ClientSampleId :
 TP17-18-COMP4MSD

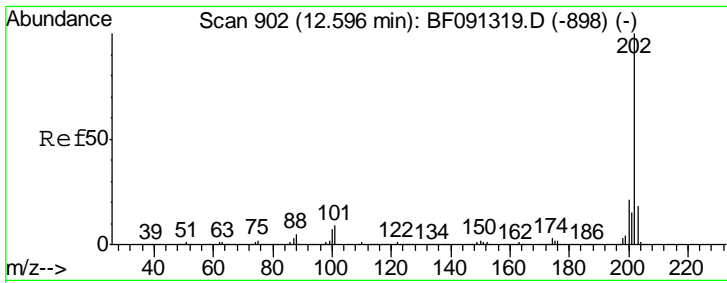
Tgt Ion	Resp	Lower	Upper
167	100		
166	22.1	18.1	27.1
139	13.7	11.5	17.3



#73
 Di-n-butylphthalate
 Concen: 41.57 ng
 RT: 11.92 min Scan# 843
 Delta R.T. -0.05 min
 Lab File: BF091485.D
 Acq: 7 Dec 2016 22:35

Tgt Ion	Resp	Lower	Upper
149	100		
150	9.4	7.5	11.3
104	5.0	4.0	6.0

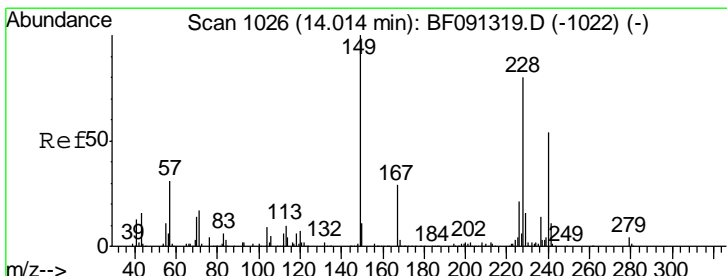
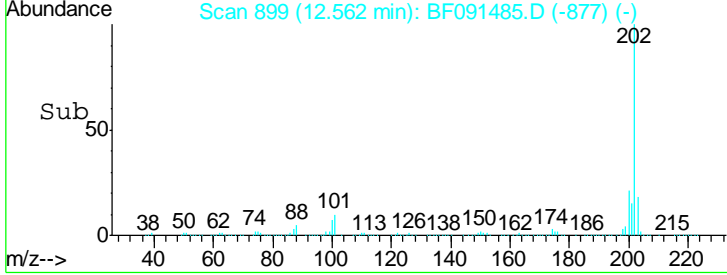
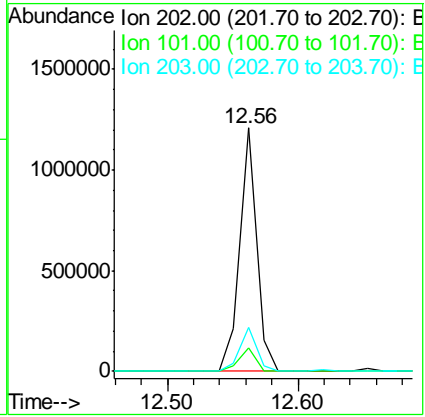
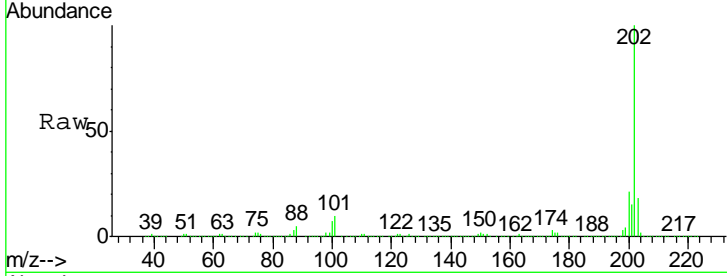




#74
 Fluoranthene
 Concen: 42.04 ng
 RT: 12.56 min Scan# 899
 Delta R.T. -0.05 min
 Lab File: BF091485.D
 Acq: 7 Dec 2016 22:35


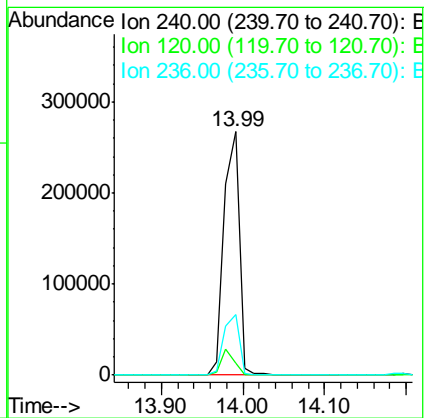
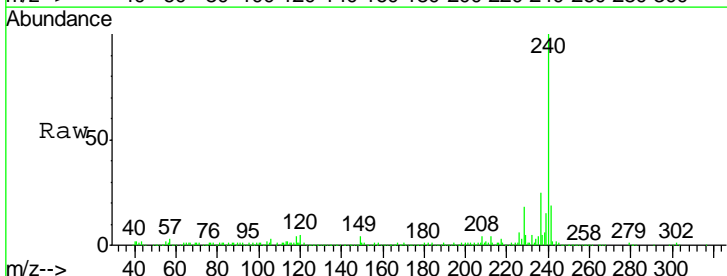
Instrument :
 BNA_F
 ClientSampleId :
 TP17-18-COMP4MSD

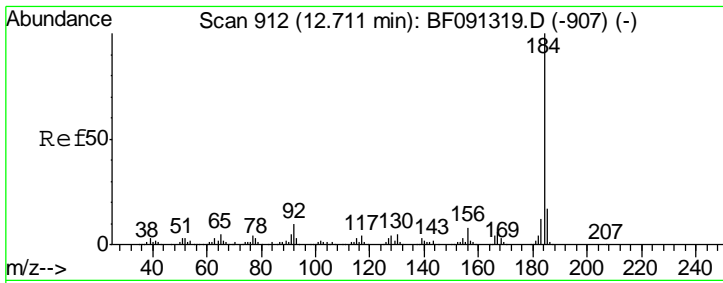
Tgt Ion	Resp	Lower	Upper
202	1082675		
101	9.8	0.0	29.5
203	18.2	0.0	37.8



#75
 Chrysene-d12
 Concen: 20.00 ng
 RT: 13.99 min Scan# 1024
 Delta R.T. -0.05 min
 Lab File: BF091485.D
 Acq: 7 Dec 2016 22:35

Tgt Ion	Resp	Lower	Upper
240	348233		
120	4.7	12.1	18.1#
236	25.1	21.0	31.6



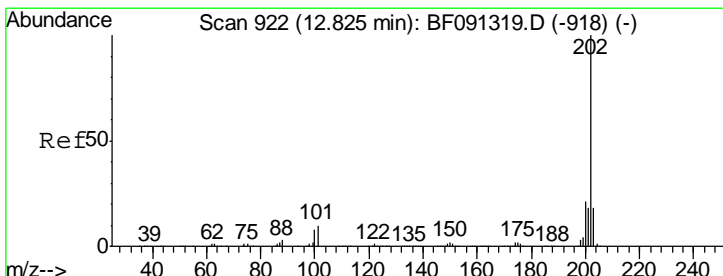
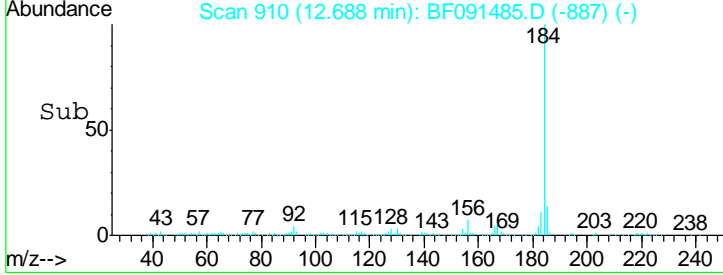
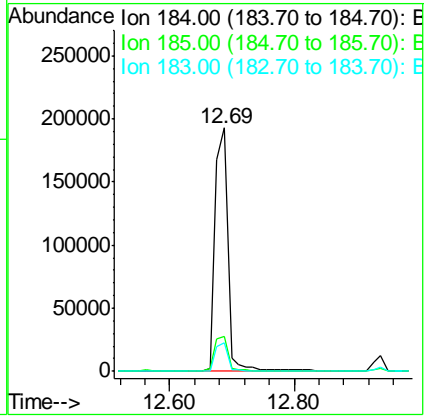
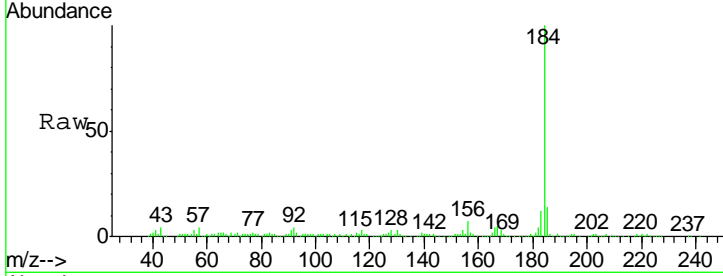


#76
Benzidine
Concen: 26.71 ng
RT: 12.69 min Scan# 910
Delta R.T. -0.04 min
Lab File: BF091485.D
Acq: 7 Dec 2016 22:35

Instrument :
BNA_F
ClientSampleId :
TP17-18-COMP4MSD

Tgt Ion:184 Resp: 273010

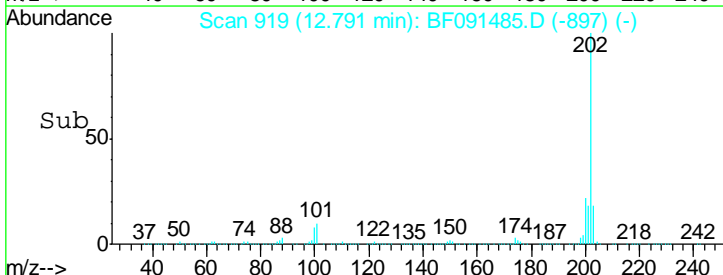
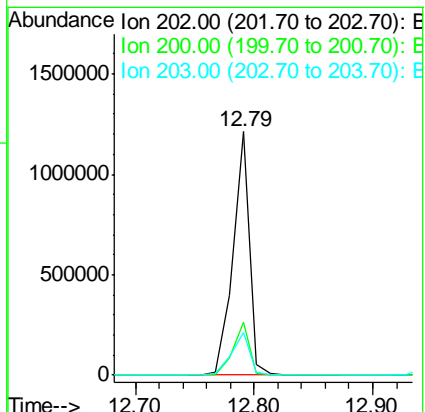
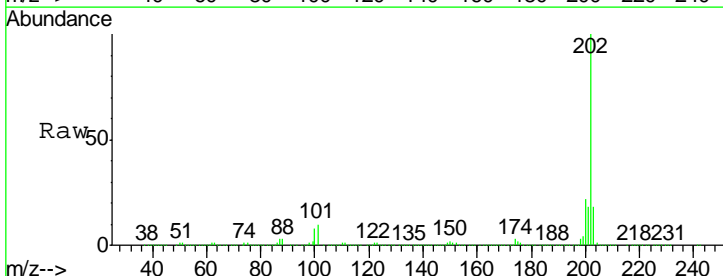
Ion	Ratio	Lower	Upper
184	100		
185	14.4	13.1	19.7
183	11.6	8.9	13.3

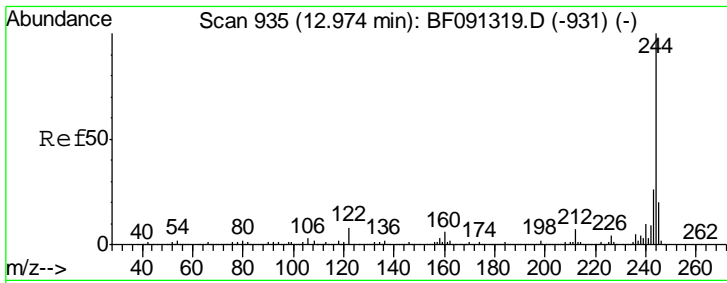


#77
Pyrene
Concen: 43.68 ng
RT: 12.79 min Scan# 919
Delta R.T. -0.05 min
Lab File: BF091485.D
Acq: 7 Dec 2016 22:35

Tgt Ion:202 Resp: 1154271

Ion	Ratio	Lower	Upper
202	100		
200	21.6	17.6	26.4
203	17.8	14.0	21.0

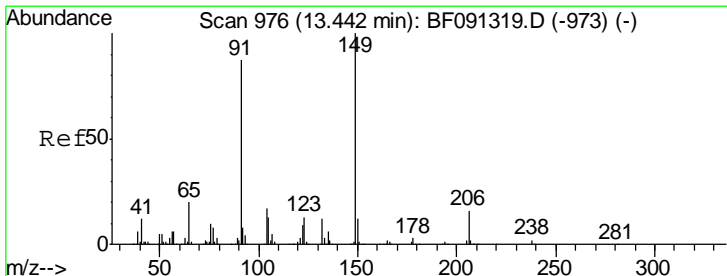
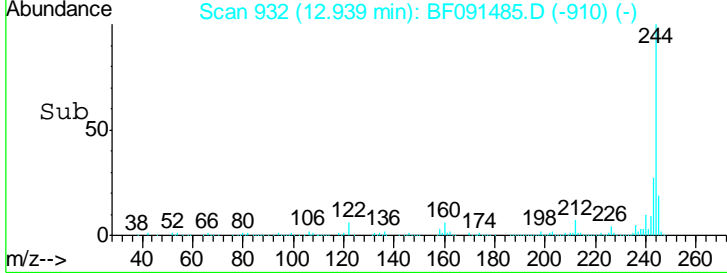
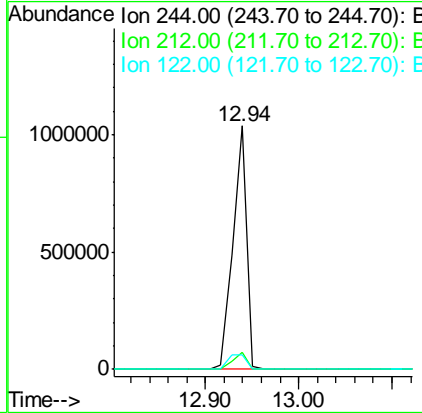
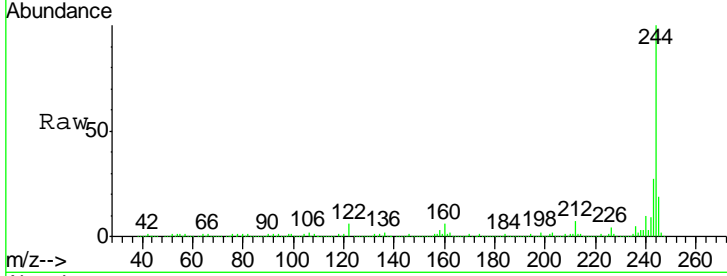




#78
 Terphenyl-d14
 Concen: 66.73 ng
 RT: 12.94 min Scan# 932
 Delta R.T. -0.05 min
 Lab File: BF091485.D
 Acq: 7 Dec 2016 22:35

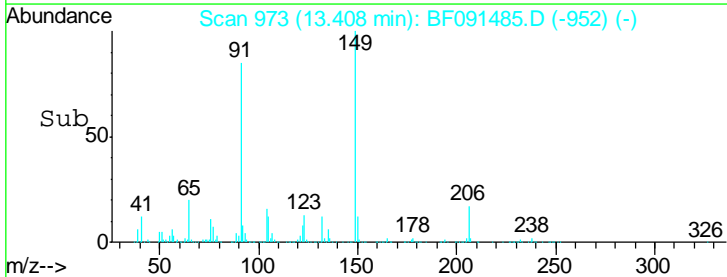
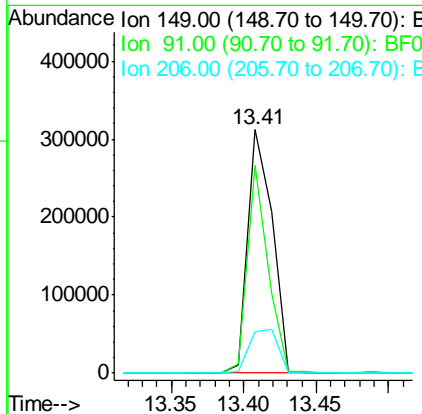
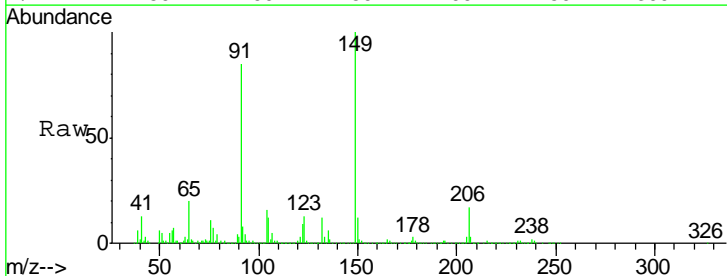
Instrument :
 BNA_F
ClientSampleId :
 TP17-18-COMP4MSD

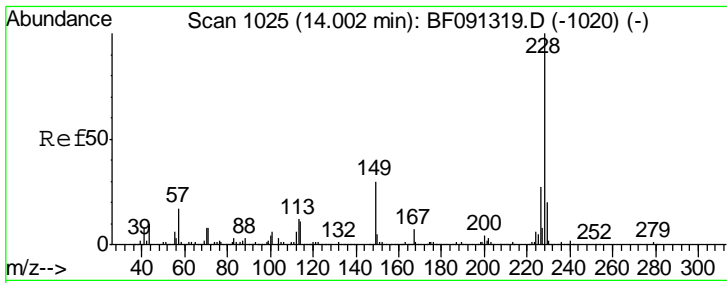
Tgt Ion	Ratio	Lower	Upper
244	100		
212	6.8	6.5	9.7
122	6.0	9.5	14.3#



#79
 Butylbenzylphthalate
 Concen: 36.71 ng
 RT: 13.41 min Scan# 973
 Delta R.T. -0.06 min
 Lab File: BF091485.D
 Acq: 7 Dec 2016 22:35

Tgt Ion	Ratio	Lower	Upper
149	100		
91	85.5	57.4	86.2
206	16.9	15.4	23.2

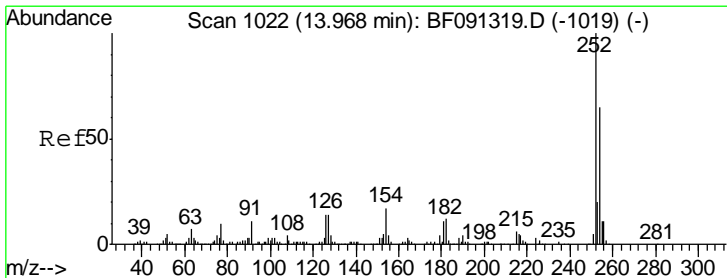
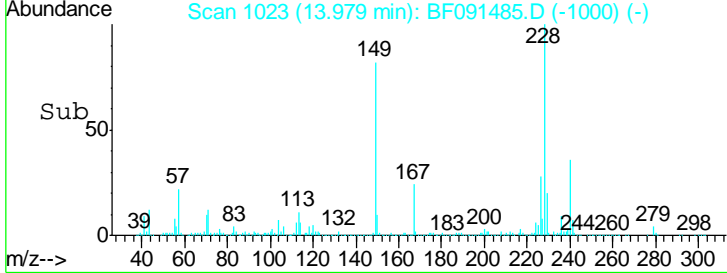
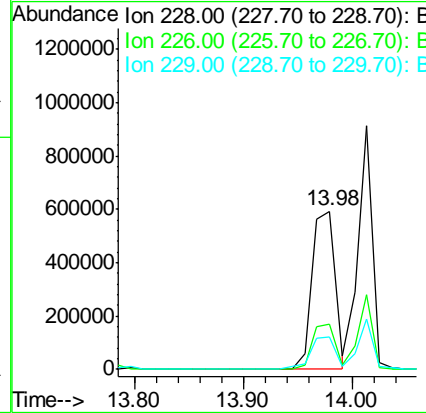
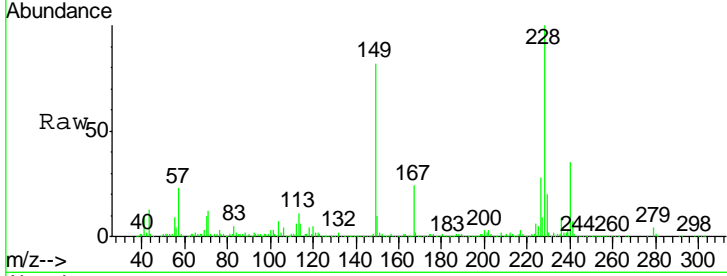




#80
 Benzo(a)anthracene
 Concen: 42.81 ng
 RT: 13.98 min Scan# 1023
 Delta R.T. -0.04 min
 Lab File: BF091485.D
 Acq: 7 Dec 2016 22:35

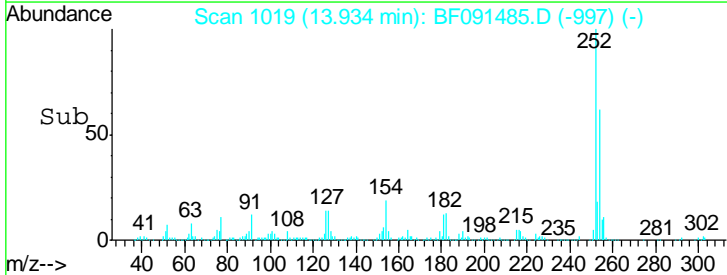
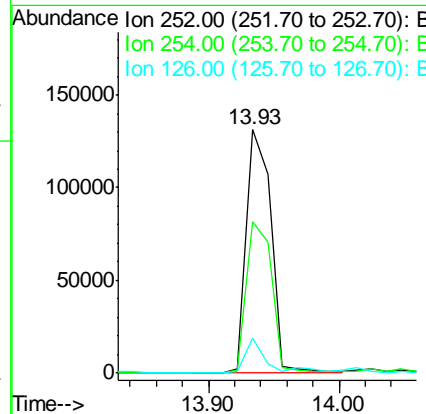
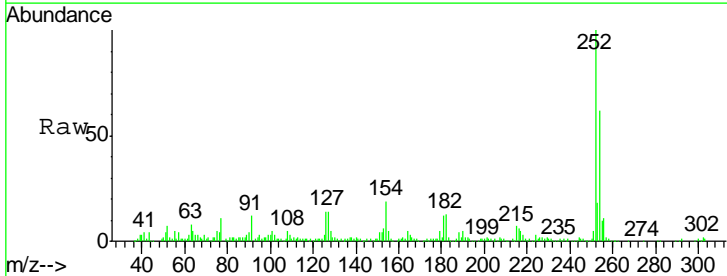
Instrument :
 BNA_F
 ClientSampleId :
 TP17-18-COMP4MSD

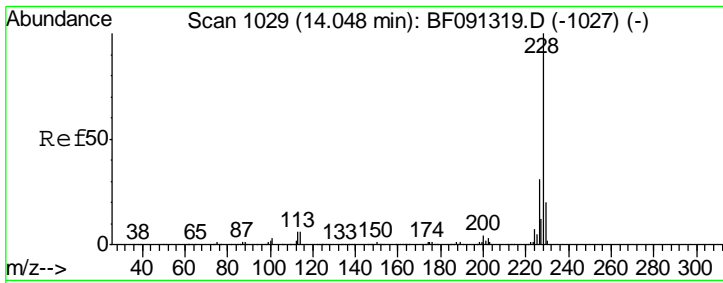
Tgt Ion	Resp	Lower	Upper
228	871878		
226	28.5	22.5	33.7
229	20.3	16.4	24.6



#81
 3,3'-Dichlorobenzidine
 Concen: 23.76 ng
 RT: 13.93 min Scan# 1019
 Delta R.T. -0.05 min
 Lab File: BF091485.D
 Acq: 7 Dec 2016 22:35

Tgt Ion	Resp	Lower	Upper
252	170456		
254	62.3	52.1	78.1
126	14.4	7.5	11.3#

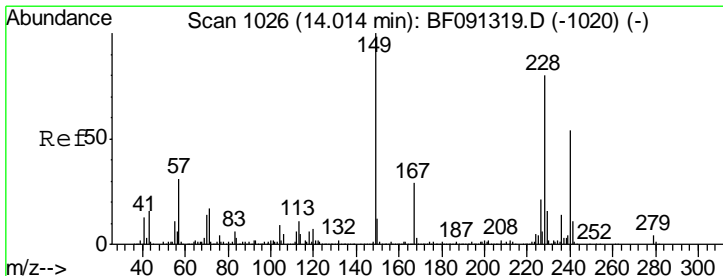
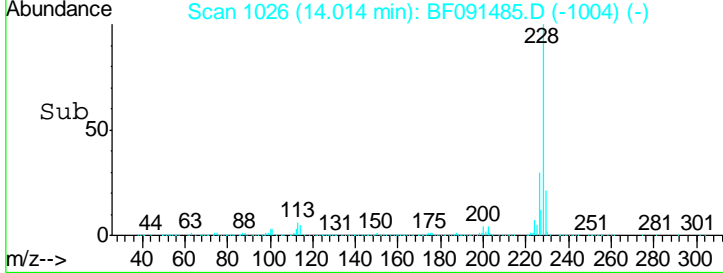
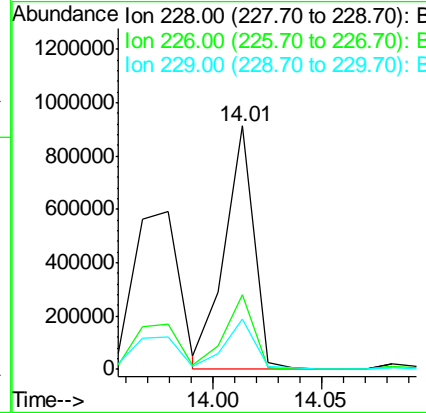
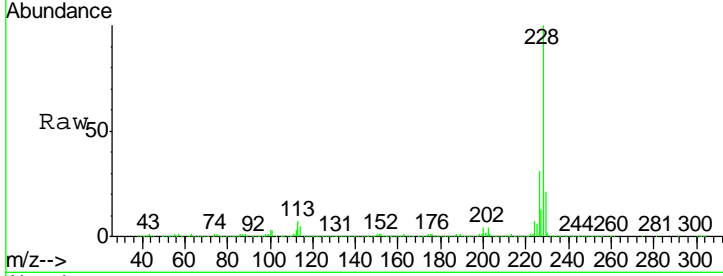




#82
 Chrysene
 Concen: 41.97 ng
 RT: 14.01 min Scan# 1026
 Delta R.T. -0.05 min
 Lab File: BF091485.D
 Acq: 7 Dec 2016 22:35

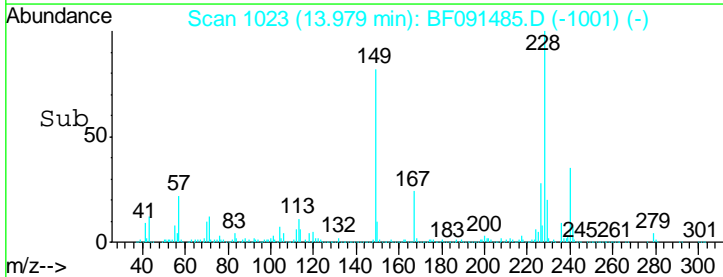
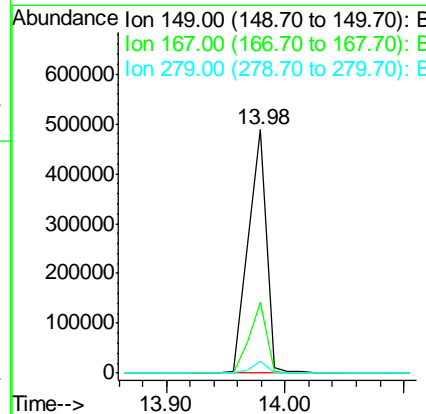
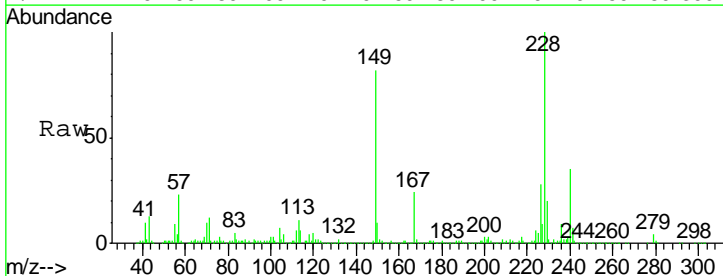
Instrument :
 BNA_F
 ClientSampleId :
 TP17-18-COMP4MSD

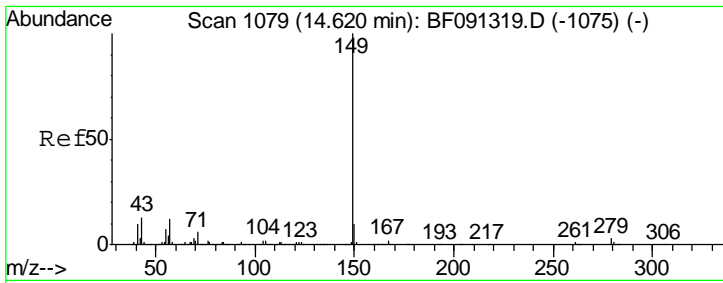
Tgt Ion	Resp	Lower	Upper
228	100		
226	30.7	25.0	37.4
229	20.5	16.0	24.0



#83
 Bis(2-ethylhexyl)phthalate
 Concen: 41.91 ng
 RT: 13.98 min Scan# 1023
 Delta R.T. -0.05 min
 Lab File: BF091485.D
 Acq: 7 Dec 2016 22:35

Tgt Ion	Resp	Lower	Upper
149	100		
167	29.0	19.6	29.4
279	4.8	1.9	2.9

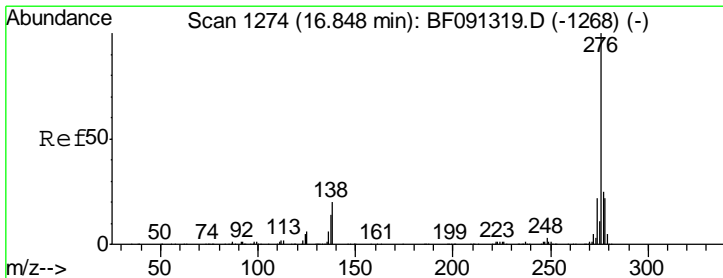
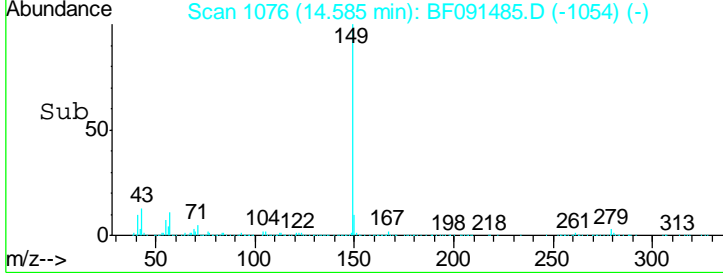
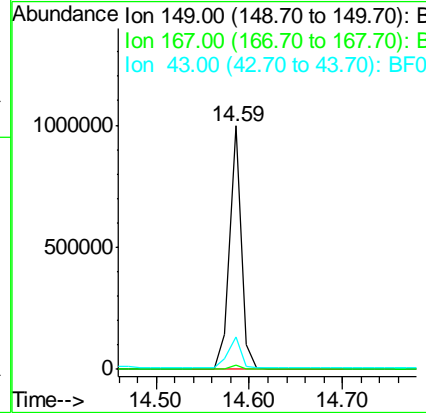
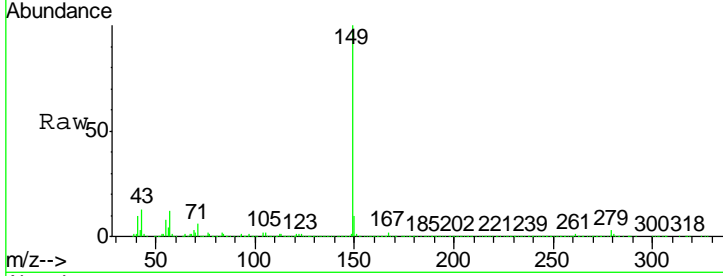




#84
 Di-n-octyl phthalate
 Concen: 45.23 ng
 RT: 14.59 min Scan# 1076
 Delta R.T. -0.05 min
 Lab File: BF091485.D
 Acq: 7 Dec 2016 22:35

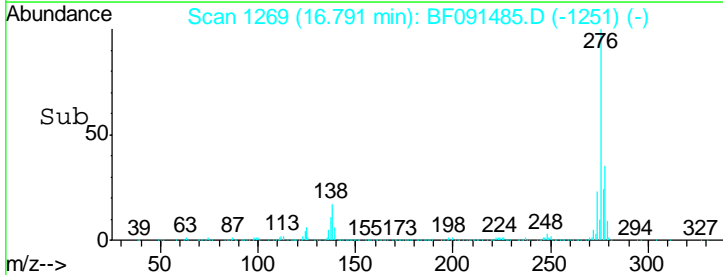
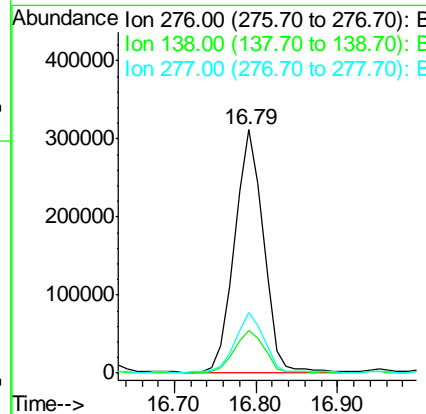
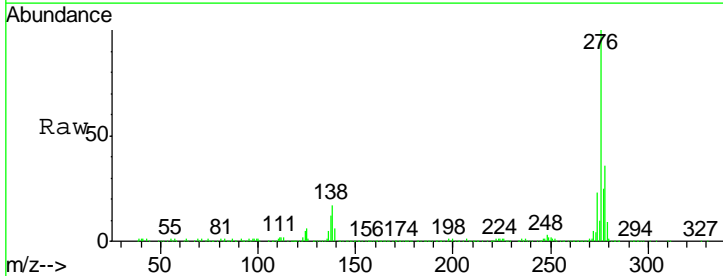
Instrument :
 BNA_F
 ClientSampleId :
 TP17-18-COMP4MSD

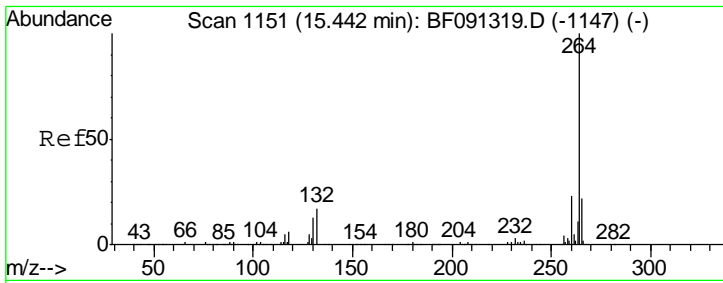
Tgt Ion	Resp	Lower	Upper
149	100		
167	1.7	1.3	1.9
43	14.0	11.9	17.9



#85
 Indeno(1,2,3-cd)pyrene
 Concen: 41.19 ng
 RT: 16.79 min Scan# 1269
 Delta R.T. -0.10 min
 Lab File: BF091485.D
 Acq: 7 Dec 2016 22:35

Tgt Ion	Resp	Lower	Upper
276	100		
138	18.8	21.0	31.4#
277	25.2	20.2	30.2

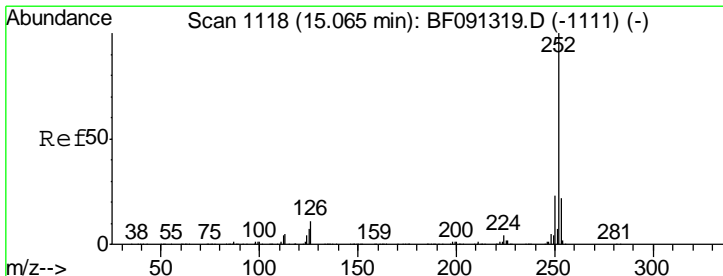
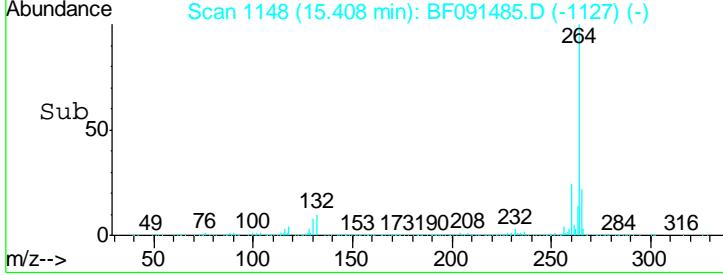
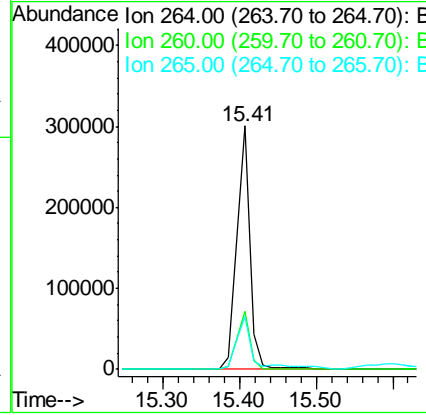
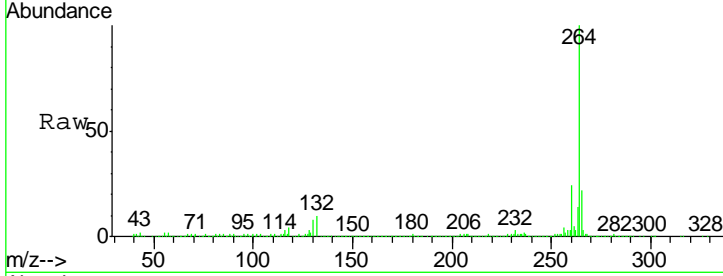




#86
 Perylene-d12
 Concen: 20.00 ng
 RT: 15.41 min Scan# 1148
 Delta R.T. -0.06 min
 Lab File: BF091485.D
 Acq: 7 Dec 2016 22:35

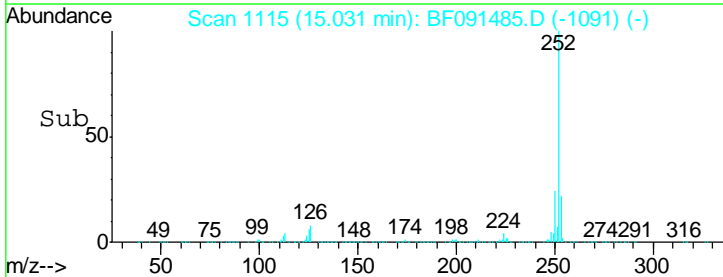
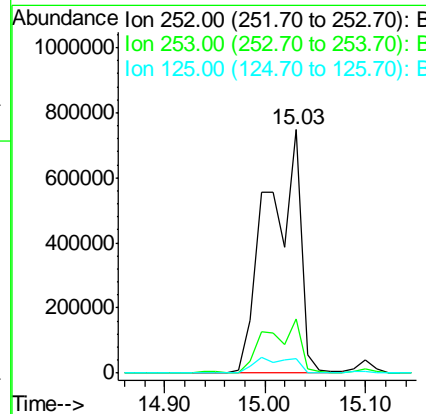
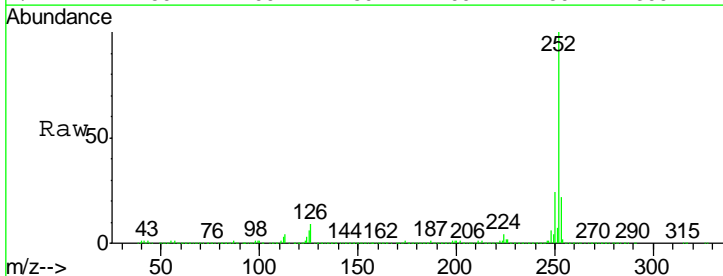
Instrument :
 BNA_F
ClientSampleId :
 TP17-18-COMP4MSD

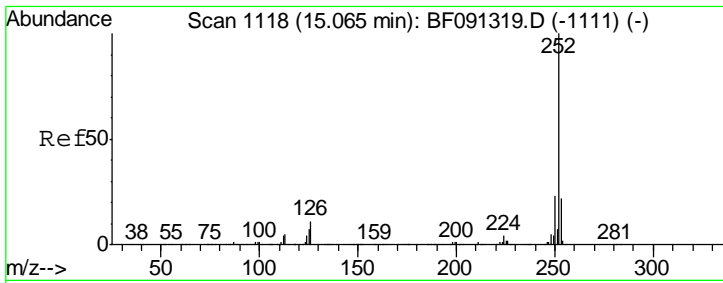
Tgt Ion	Resp	Lower	Upper
264	100		
260	23.8	18.8	28.2
265	21.9	17.0	25.6



#87
 Benzo(b)fluoranthene
 Concen: 73.98 ng
 RT: 15.03 min Scan# 1115
 Delta R.T. -0.03 min
 Lab File: BF091485.D
 Acq: 7 Dec 2016 22:35

Tgt Ion	Resp	Lower	Upper
252	100		
253	22.4	18.2	27.2
125	5.8	8.6	13.0#



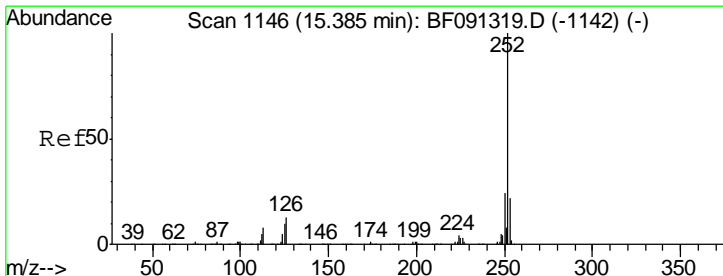

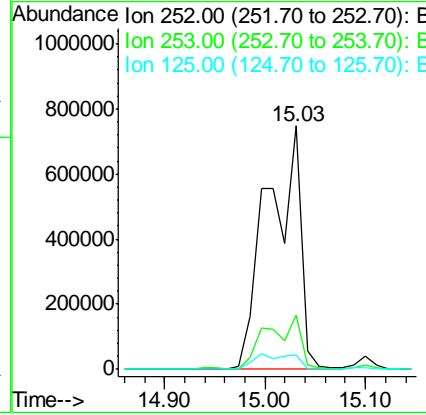
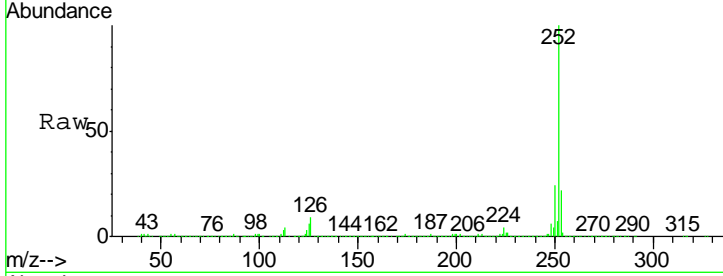


#88
 Benzo(k)fluoranthene
 Concen: 87.97 ng
 RT: 15.03 min Scan# 1115
 Delta R.T. -0.05 min
 Lab File: BF091485.D
 Acq: 7 Dec 2016 22:35

Instrument :
 BNA_F
 ClientSampleId :
 TP17-18-COMP4MSD

Tgt Ion: 252 Resp: 1704152

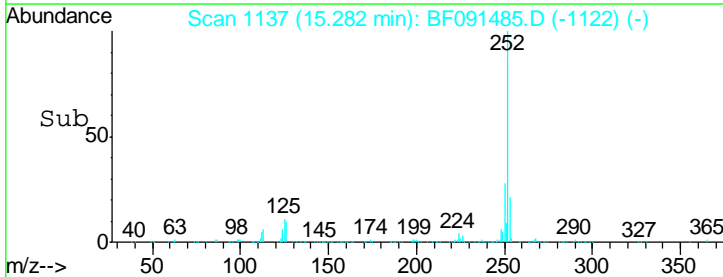
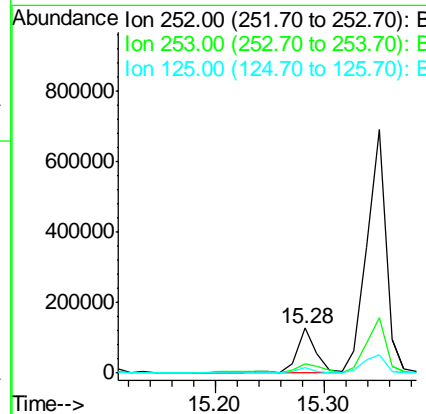
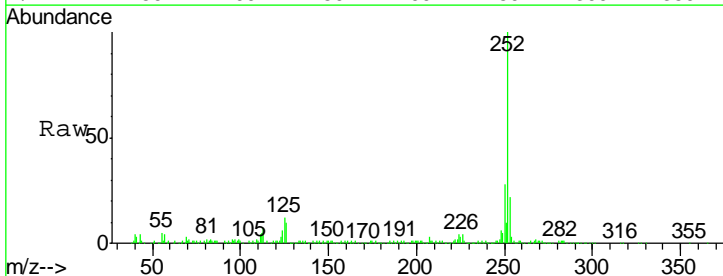
Ion	Ratio	Lower	Upper
252	100		
253	22.4	17.8	26.8
125	5.8	9.6	14.4

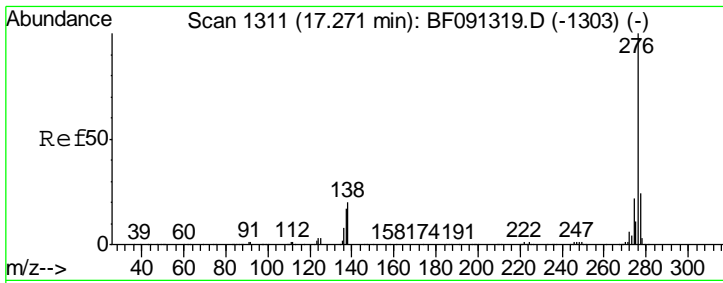


#89
 Benzo(a)pyrene
 Concen: 7.33 ng
 RT: 15.28 min Scan# 1137
 Delta R.T. -0.13 min
 Lab File: BF091485.D
 Acq: 7 Dec 2016 22:35

Tgt Ion: 252 Resp: 151733

Ion	Ratio	Lower	Upper
252	100		
253	22.4	18.2	27.4
125	12.0	10.4	15.6





#91
 Benzo(g,h,i)perylene
 Concen: 31.28 ng
 RT: 17.21 min Scan# 1306
 Delta R.T. -0.10 min
 Lab File: BF091485.D
 Acq: 7 Dec 2016 22:35

Instrument :
 BNA_F
ClientSampleId :
 TP17-18-COMP4MSD

Tgt Ion	Resp	Lower	Upper
276	100		
277	23.8	19.0	28.4
138	13.4	15.4	23.0

