

Data Path : \\74.0.250.170\SVOASRV\HPCHEM1\BNA F\DATA\BF121917\
 Data File : BF101544.D
 Acq On : 20 Dec 2017 2:16
 Operator : SJ/JU
 Sample : PB105156BSD
 Misc :
 ALS Vial : 27 Sample Multiplier: 1

Instrument :
 BNA_F
 ClientSampleId :
 PB105156BSD

Quant Time: Dec 20 07:04:11 2017
 Quant Method : Z:\HPCHEM1\BNA F\METHODS\8270-BF121417.M
 Quant Title : ASP BNA STANDARDS FOR 5 POINT CALIBRATION
 QLast Update : Mon Dec 18 15:38:59 2017
 Response via : Initial Calibration

Internal Standards	R.T.	QIon	Response	Conc	Units	Dev(Min)
1) 1,4-Dichlorobenzene-d4	6.80	152	145832	20.00	ng	0.00
21) Naphthalene-d8	8.09	136	578094	20.00	ng	0.00
38) Acenaphthene-d10	9.85	164	248346	20.00	ng	0.00
63) Phenanthrene-d10	11.34	188	387877	20.00	ng	0.00
75) Chrysene-d12	13.99	240	278011	20.00	ng	0.00
86) Perylene-d12	15.46	264	317472	20.00	ng	0.00

System Monitoring Compounds

5) 2-Fluorophenol	5.44	112	851252	86.95	ng	0.02
7) Phenol-d6	6.45	99	964997	79.20	ng	0.00
23) Nitrobenzene-d5	7.38	82	880980	84.83	ng	0.00
41) 2,4,6-Tribromophenol	10.65	330	183020	76.48	ng	0.00
44) 2-Fluorobiphenyl	9.17	172	1392619	86.99	ng	0.00
78) Terphenyl-d14	12.92	244	957265	83.01	ng	0.00

Target Compounds

Target Compounds	R.T.	QIon	Response	Conc	Units	Qvalue
2) 1,4-Dioxane	2.62	88	184182	36.613	ng	95
3) Pyridine	3.38	79	477123	34.137	ng	95
4) n-Nitrosodimethylamine	3.35	42	243473	37.834	ng	97
6) Aniline	6.47	93	425614	25.136	ng	# 78
8) 2-Chlorophenol	6.60	128	387447	37.621	ng	96
9) Benzaldehyde	6.36	77	237991	26.448	ng	96
10) Phenol	6.47	94	502186	36.162	ng	82
11) bis(2-Chloroethyl)ether	6.55	93	401140	36.825	ng	95
12) 1,3-Dichlorobenzene	6.75	146	434660	37.396	ng	98
13) 1,4-Dichlorobenzene	6.82	146	436090	36.741	ng	100
14) 1,2-Dichlorobenzene	6.97	146	395156	36.986	ng	98
15) Benzyl Alcohol	6.96	79	284838	33.964	ng	99
16) 2,2'-oxybis(1-Chloropropan	7.08	45	649117	38.936	ng	71
17) 2-Methylphenol	7.07	107	317351	33.500	ng	# 93
18) Hexachloroethane	7.31	117	151209	36.641	ng	98
19) n-Nitroso-di-n-propylamine	7.22	70	271496	33.930	ng	92
20) 3+4-Methylphenols	7.23	107	402746	40.120	ng	# 66
22) Acetophenone	7.22	105	533103	40.415	ng	# 91
24) Nitrobenzene	7.40	77	443248	38.564	ng	98
25) Isophorone	7.63	82	816953	39.214	ng	97
26) 2-Nitrophenol	7.72	139	213002	43.136	ng	97
27) 2,4-Dimethylphenol	7.75	122	352627	42.035	ng	99
28) bis(2-Chloroethoxy)methane	7.84	93	515026	38.918	ng	98
29) 2,4-Dichlorophenol	7.96	162	329558	39.764	ng	98
30) 1,2,4-Trichlorobenzene	8.03	180	334195	38.211	ng	97
31) Naphthalene	8.11	128	1067198	36.669	ng	99
32) Benzoic acid	7.89	122	130875	27.275	ng	95
33) 4-Chloroaniline	8.17	127	237195	18.752	ng	97
34) Hexachlorobutadiene	8.22	225	194325	38.416	ng	99
35) Caprolactam	8.55	113	107792	37.457	ng	89
36) 4-Chloro-3-methylphenol	8.66	107	341509	37.491	ng	100
37) 2-Methylnaphthalene	8.80	142	712291	37.565	ng	99
39) 1,2,4,5-Tetrachlorobenzene	8.97	216	338449	40.365	ng	98
40) Hexachlorocyclopentadiene	8.95	237	21803	26.879	ng	100

Data Path : \\74.0.250.170\SVOASRV\HPCHEM1\BNA F\DATA\BF121917\
 Data File : BF101544.D
 Acq On : 20 Dec 2017 2:16
 Operator : SJ/JU
 Sample : PB105156BSD
 Misc :
 ALS Vial : 27 Sample Multiplier: 1

Instrument :
 BNA_F
 ClientSampleId :
 PB105156BSD

Quant Time: Dec 20 07:04:11 2017
 Quant Method : Z:\HPCHEM1\BNA F\METHODS\8270-BF121417.M
 Quant Title : ASP BNA STANDARDS FOR 5 POINT CALIBRATION
 QLast Update : Mon Dec 18 15:38:59 2017
 Response via : Initial Calibration

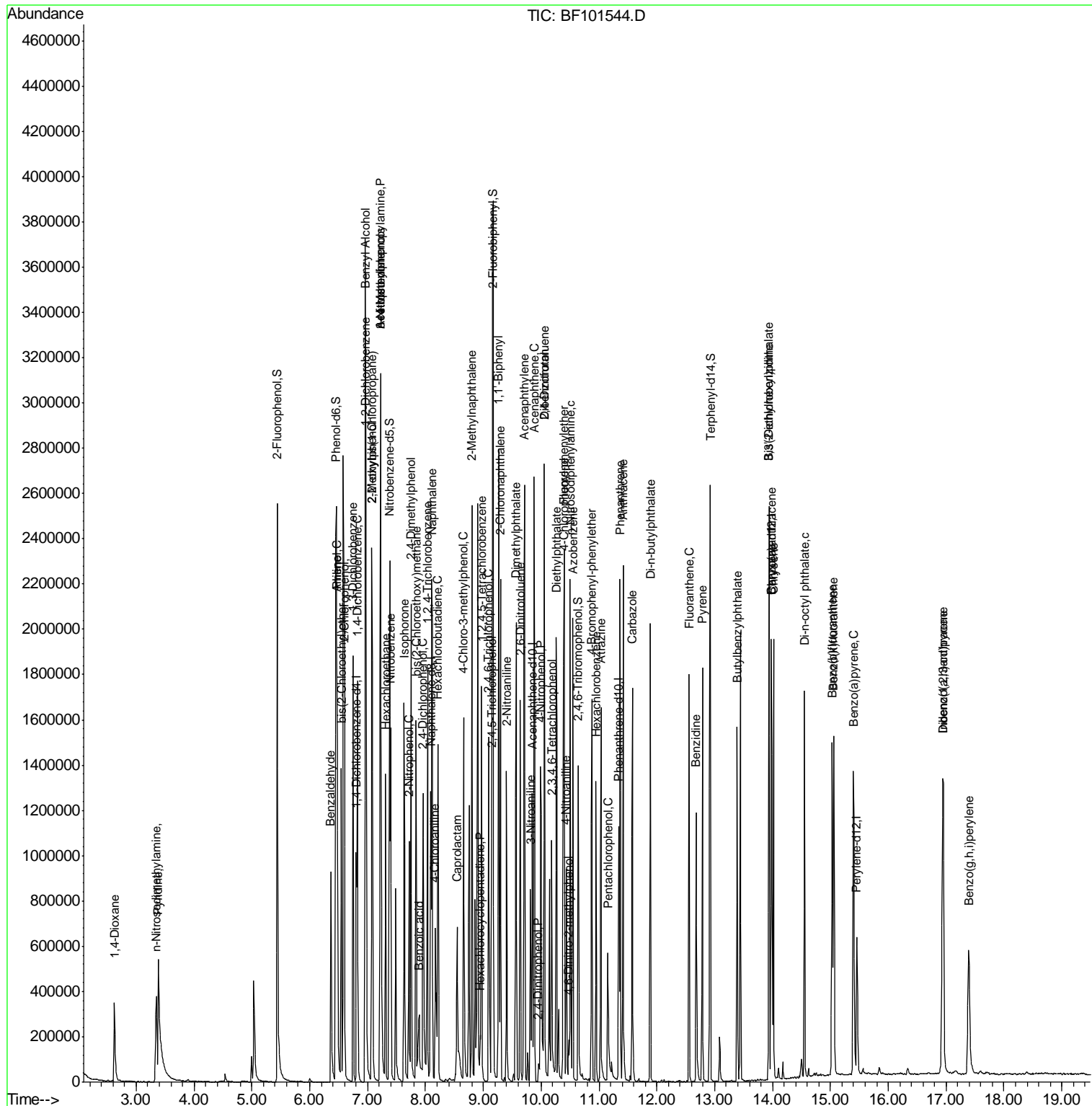
Internal Standards	R.T.	QIon	Response	Conc	Units	Dev(Min)
42) 2,4,6-Trichlorophenol	9.09	196	200143	39.649	ng	99
43) 2,4,5-Trichlorophenol	9.15	196	203932	36.897	ng	94
45) 1,1'-Biphenyl	9.27	154	848766	38.537	ng	100
46) 2-Chloronaphthalene	9.30	162	636983	37.798	ng	97
47) 2-Nitroaniline	9.40	65	225366	38.712	ng	92
48) Acenaphthylene	9.71	152	932634	35.038	ng	100
49) Dimethylphthalate	9.57	163	719876	36.037	ng	99
50) 2,6-Dinitrotoluene	9.65	165	158299	38.990	ng	97
51) Acenaphthene	9.88	154	556117	34.775	ng	100
52) 3-Nitroaniline	9.82	138	123568	24.412	ng	97
53) 2,4-Dinitrophenol	9.96	184	19616	22.403	ng	# 14
54) Dibenzofuran	10.05	168	761961	37.493	ng	96
55) 4-Nitrophenol	10.00	139	135661	61.464	ng	86
56) 2,4-Dinitrotoluene	10.06	165	176301	38.542	ng	# 83
57) Fluorene	10.40	166	618997	36.005	ng	98
58) 2,3,4,6-Tetrachlorophenol	10.18	232	149806	37.725	ng	88
59) Diethylphthalate	10.26	149	707711	35.776	ng	97
60) 4-Chlorophenyl-phenylether	10.39	204	310532	37.688	ng	90
61) 4-Nitroaniline	10.43	138	140967	27.706	ng	98
62) Azobenzene	10.55	77	703242	34.317	ng	97
64) 4,6-Dinitro-2-methylphenol	10.47	198	27031	13.656	ng	94
65) n-Nitrosodiphenylamine	10.50	169	580058	40.501	ng	95
66) 4-Bromophenyl-phenylether	10.87	248	188027	43.142	ng	# 89
67) Hexachlorobenzene	10.95	284	180987	39.237	ng	# 89
68) Atrazine	11.03	200	187302	43.859	ng	98
69) Pentachlorophenol	11.15	266	98033	56.730	ng	97
70) Phenanthrene	11.36	178	792420	36.736	ng	99
71) Anthracene	11.42	178	819059	37.173	ng	100
72) Carbazole	11.57	167	719552	34.880	ng	100
73) Di-n-butylphthalate	11.89	149	1003373	40.074	ng	100
74) Fluoranthene	12.56	202	722628	31.916	ng	97
76) Benzidine	12.68	184	506414	43.129	ng	98
77) Pyrene	12.79	202	735750	35.263	ng	99
79) Butylbenzylphthalate	13.39	149	349959	37.069	ng	98
80) Benzo(a)anthracene	13.98	228	698635	38.057	ng	99
81) 3,3'-Dichlorobenzidine	13.93	252	238965	39.922	ng	98
82) Chrysene	14.02	228	665238	38.380	ng	99
83) Bis(2-ethylhexyl)phthalate	13.94	149	437998	36.629	ng	# 99
84) Di-n-octyl phthalate	14.55	149	802432	37.628	ng	99
85) Indeno(1,2,3-cd)pyrene	16.95	276	663718	43.001	ng	96
87) Benzo(b)fluoranthene	15.03	252	714646	36.931	ng	99
88) Benzo(k)fluoranthene	15.06	252	660312	35.097	ng	97
89) Benzo(a)pyrene	15.40	252	692316	38.810	ng	99
90) Dibenzo(a,h)anthracene	16.94	278	565068	36.894	ng	97
91) Benzo(g,h,i)perylene	17.39	276	533351	35.168	ng	95

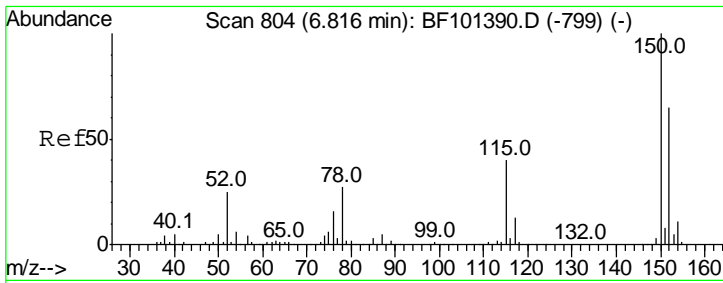
(#) = qualifier out of range (m) = manual integration (+) = signals summed

Data Path : \\74.0.250.170\SVOASRV\HPCHEM1\BNA F\DATA\BF121917\
 Data File : BF101544.D
 Acq On : 20 Dec 2017 2:16
 Operator : SJ/JU
 Sample : PB105156BSD
 Misc :
 ALS Vial : 27 Sample Multiplier: 1

Instrument :
 BNA_F
 Client Sampled :
 PB105156BSD

Quant Time: Dec 20 07:04:11 2017
 Quant Method : Z:\HPCHEM1\BNA F\METHODS\8270-BF121417.M
 Quant Title : ASP BNA STANDARDS FOR 5 POINT CALIBRATION
 QLast Update : Mon Dec 18 15:38:59 2017
 Response via : Initial Calibration



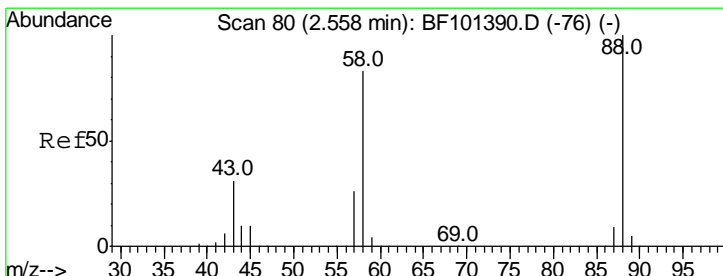
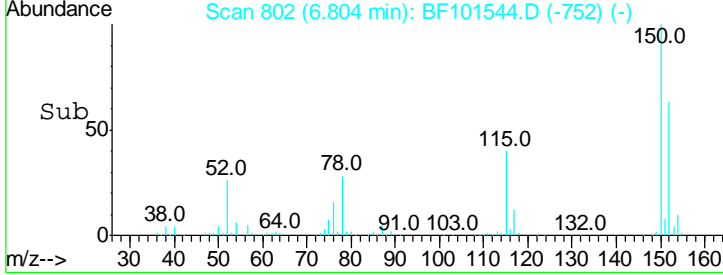
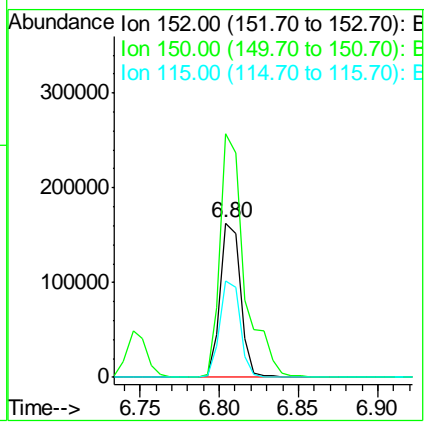
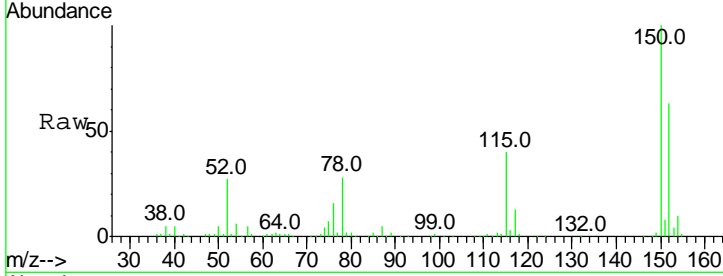


#1
 1,4-Dichlorobenzene-d4
 Concen: 20.000 ng
 RT: 6.80 min Scan# 802
 Delta R.T. -0.01 min
 Lab File: BF101544.D
 Acq: 20 Dec 2017 2:16

Instrument :
 BNA_F
ClientSampled :
 PB105156BSD

Tgt Ion: 152 Resp: 145832

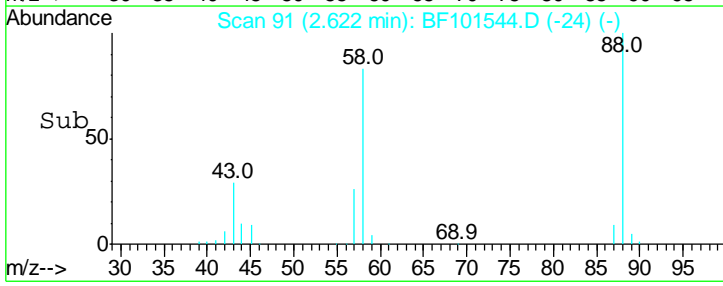
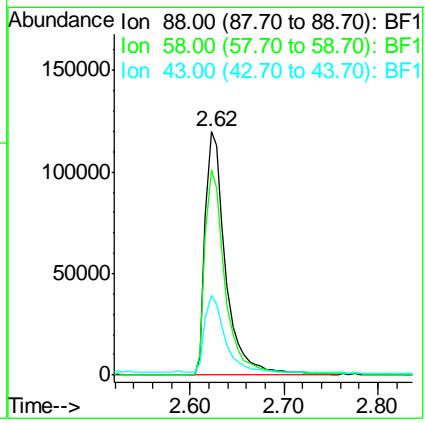
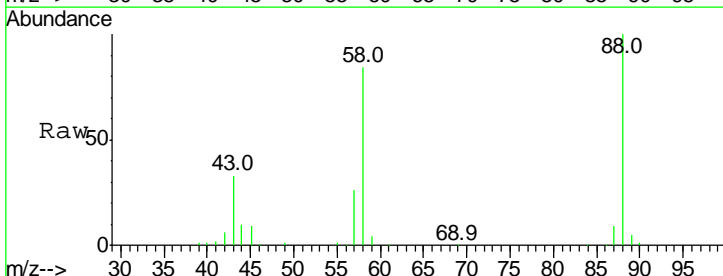
Ion	Ratio	Lower	Upper
152	100		
150	157.9	124.6	186.8
115	62.9	50.1	75.1

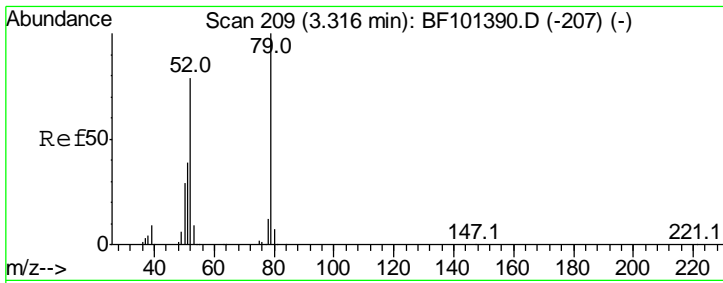


#2
 1,4-Dioxane
 Concen: 36.613 ng
 RT: 2.62 min Scan# 91
 Delta R.T. 0.09 min
 Lab File: BF101544.D
 Acq: 20 Dec 2017 2:16

Tgt Ion: 88 Resp: 184182

Ion	Ratio	Lower	Upper
88	100		
58	84.3	62.6	93.8
43	30.3	24.6	37.0

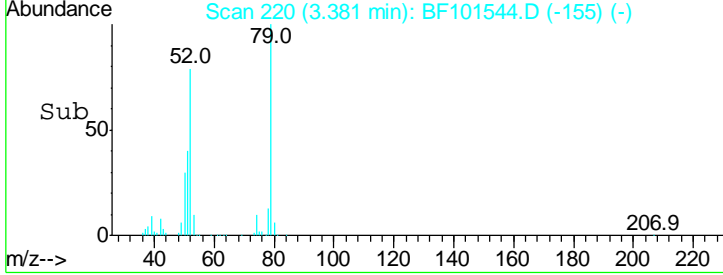
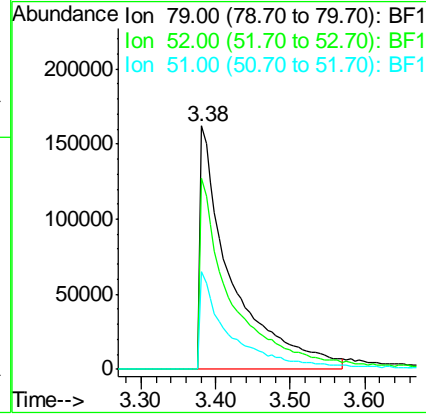
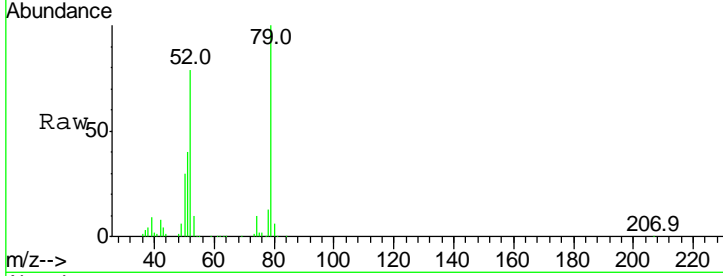




#3
 Pyridine
 Concen: 34.137 ng
 RT: 3.38 min Scan# 220
 Delta R.T. 0.08 min
 Lab File: BF101544.D
 Acq: 20 Dec 2017 2:16

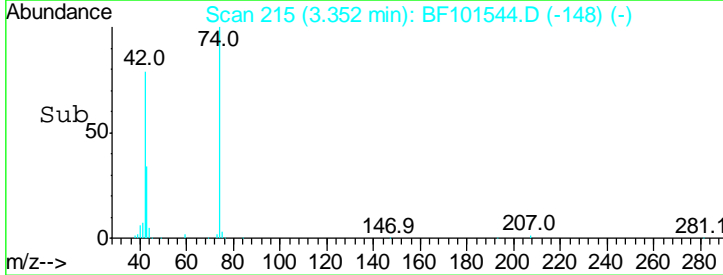
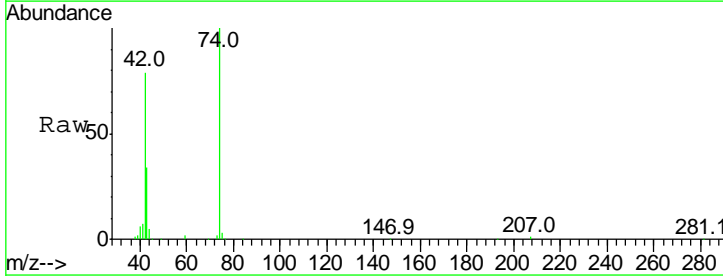
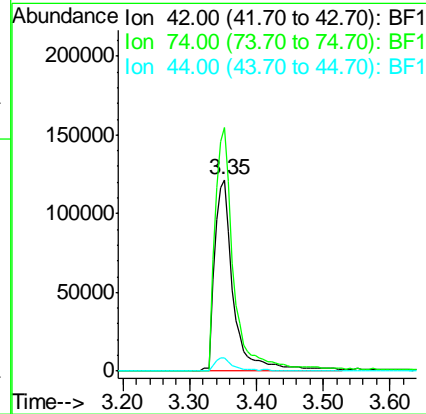
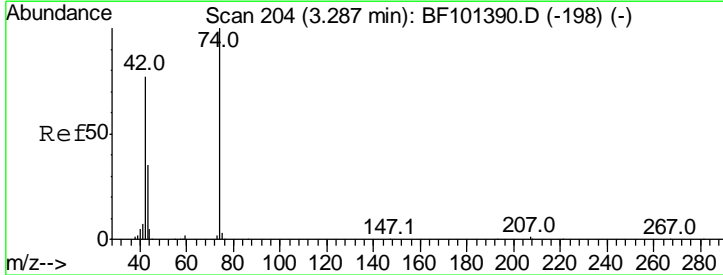
Instrument :
 BNA_F
ClientSampled :
 PB105156BSD

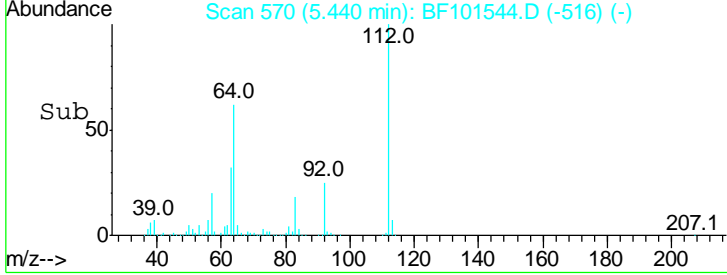
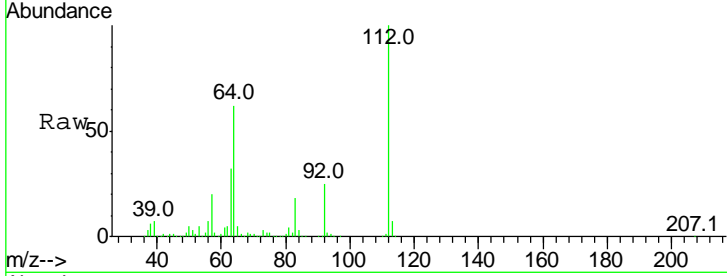
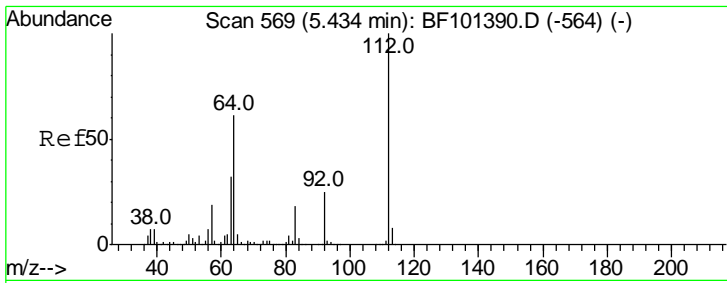
Tgt Ion	Resp	Lower	Upper
79	100		
52	78.6	59.8	89.6
51	39.9	29.8	44.8



#4
 n-Nitrosodimethylamine
 Concen: 37.834 ng
 RT: 3.35 min Scan# 215
 Delta R.T. 0.09 min
 Lab File: BF101544.D
 Acq: 20 Dec 2017 2:16

Tgt Ion	Resp	Lower	Upper
42	100		
74	127.3	104.9	157.3
44	7.0	6.9	10.3

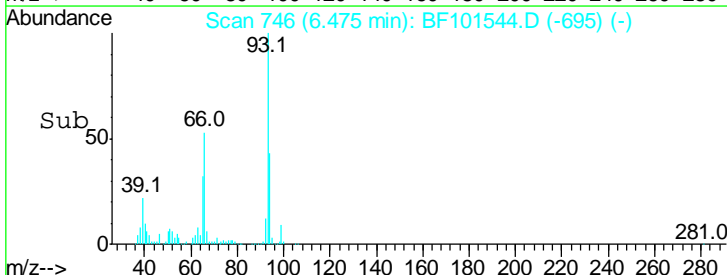
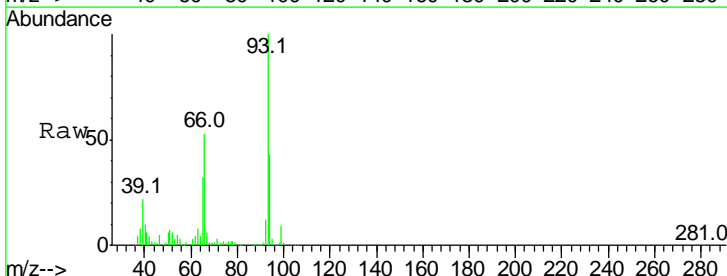
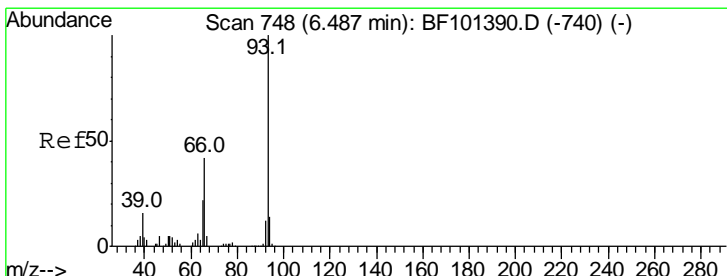
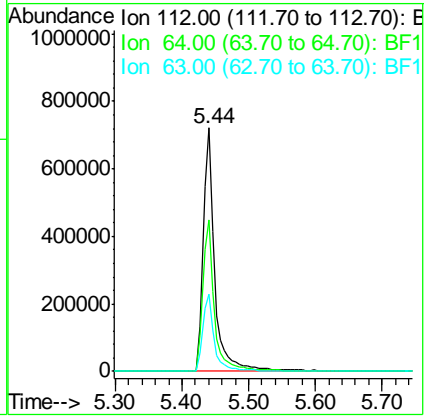




#5
 2-Fluorophenol
 Concen: 86.950 ng
 RT: 5.44 min Scan# 570
 Delta R.T. 0.02 min
 Lab File: BF101544.D
 Acq: 20 Dec 2017 2:16

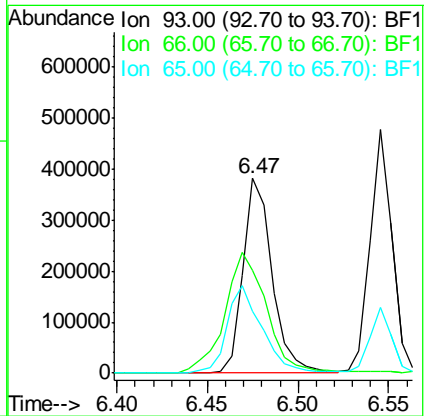
Instrument :
 BNA_F
ClientSampled :
 PB105156BSD

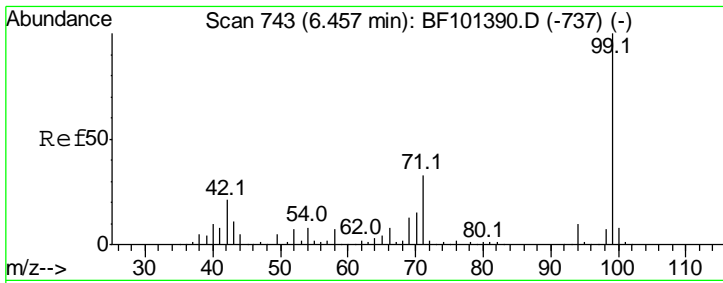
Tgt Ion	Resp	Lower	Upper
112	100		
64	62.3	47.9	71.9
63	31.8	23.7	35.5



#6
 Aniline
 Concen: 25.136 ng
 RT: 6.47 min Scan# 746
 Delta R.T. 0.00 min
 Lab File: BF101544.D
 Acq: 20 Dec 2017 2:16

Tgt Ion	Resp	Lower	Upper
93	100		
66	53.1	32.2	48.2#
65	31.5	16.4	24.6#

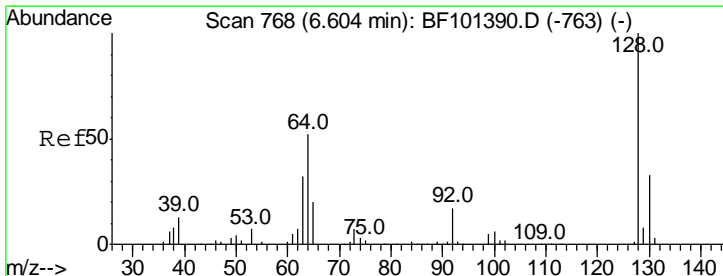
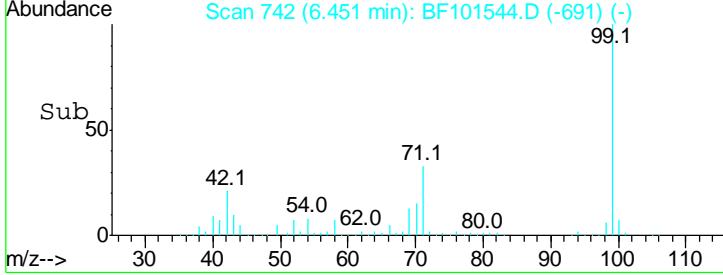
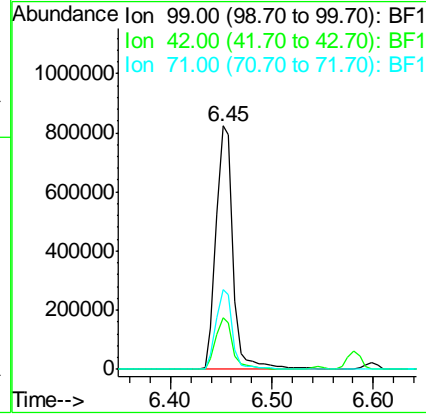
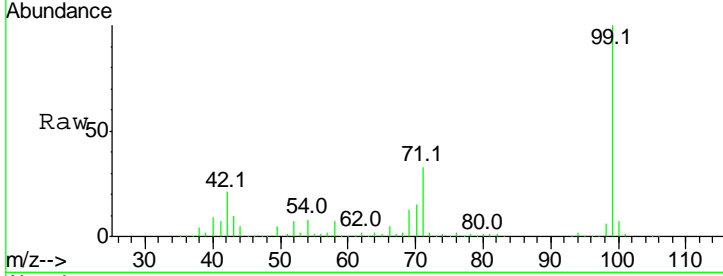




#7
 Phenol-d6
 Concen: 79.201 ng
 RT: 6.45 min Scan# 742
 Delta R.T. 0.00 min
 Lab File: BF101544.D
 Acq: 20 Dec 2017 2:16

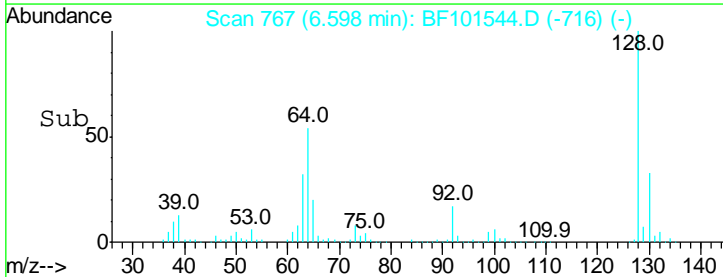
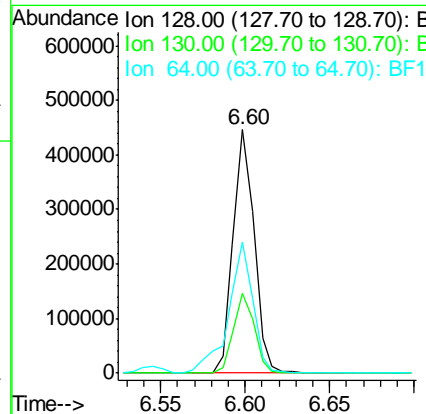
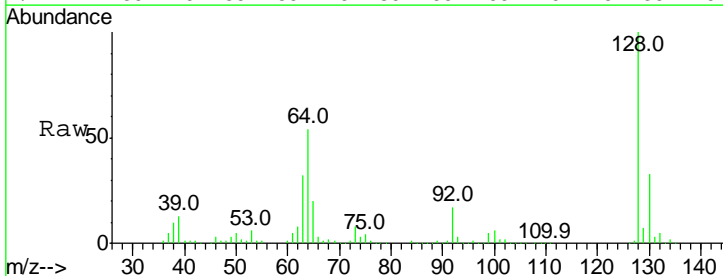
Instrument :
 BNA_F
ClientSampled :
 PB105156BSD

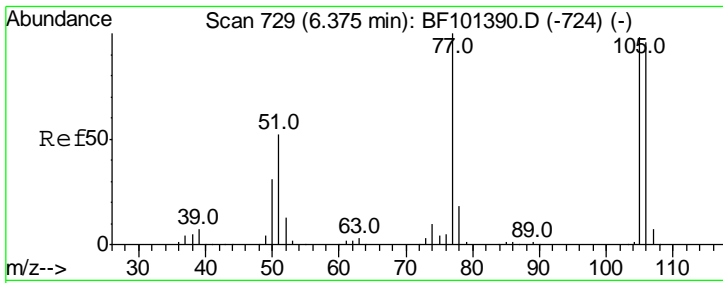
Tgt Ion	Resp	Lower	Upper
99	100		
42	21.0	14.5	21.7
71	32.8	25.4	38.0



#8
 2-Chlorophenol
 Concen: 37.621 ng
 RT: 6.60 min Scan# 767
 Delta R.T. 0.00 min
 Lab File: BF101544.D
 Acq: 20 Dec 2017 2:16

Tgt Ion	Resp	Lower	Upper
128	100		
130	32.8	13.0	53.0
64	53.6	29.4	69.4

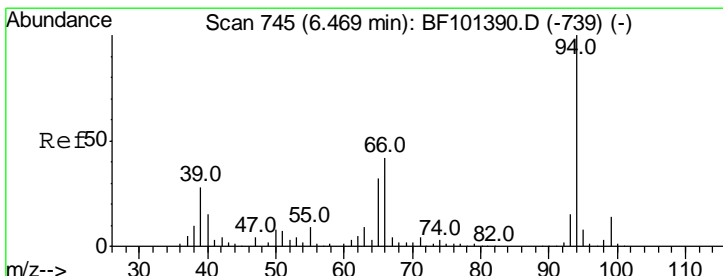
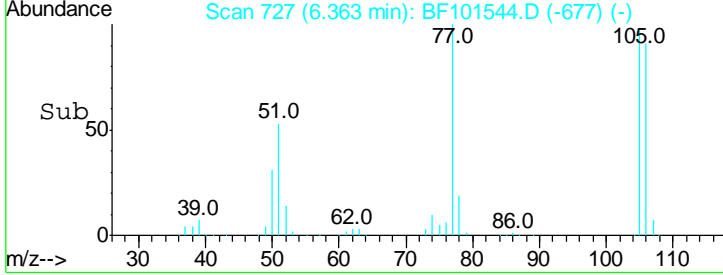
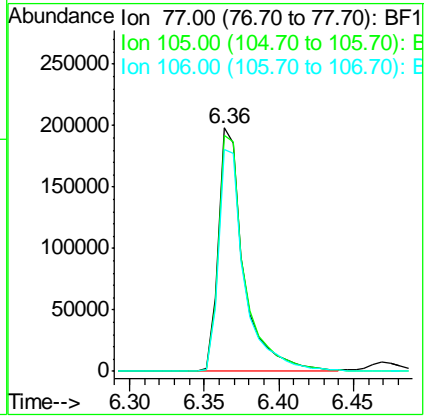
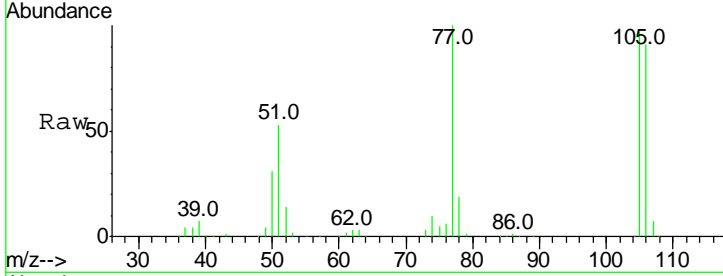




#9
Benzaldehyde
Concen: 26.448 ng
RT: 6.36 min Scan# 727
Delta R.T. -0.01 min
Lab File: BF101544.D
Acq: 20 Dec 2017 2:16

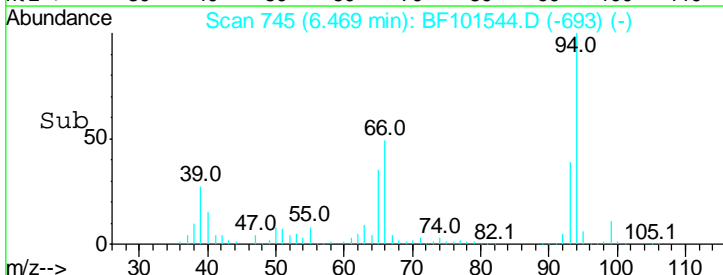
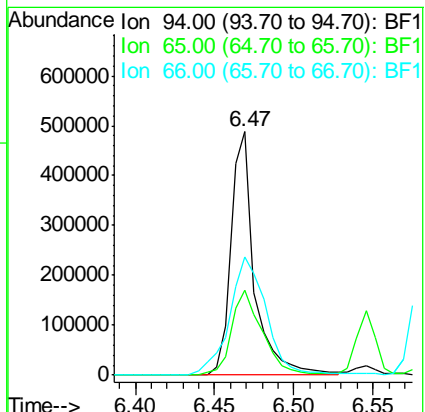
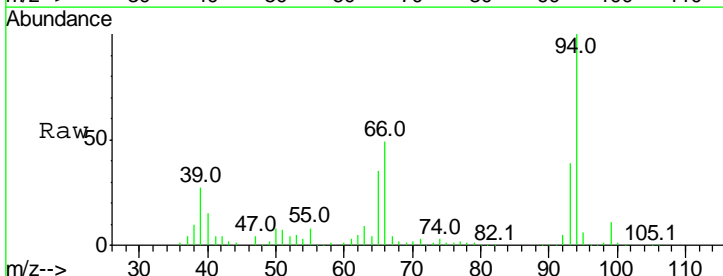
Instrument :
BNA_F
ClientSampleID :
PB105156BSD

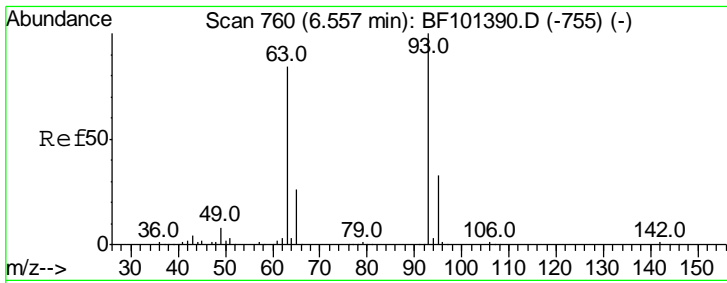
Tgt Ion	Resp	Lower	Upper
77	100		
105	96.8	81.1	121.1
106	91.0	74.5	114.5



#10
Phenol
Concen: 36.162 ng
RT: 6.47 min Scan# 745
Delta R.T. 0.01 min
Lab File: BF101544.D
Acq: 20 Dec 2017 2:16

Tgt Ion	Resp	Lower	Upper
94	100		
65	34.9	7.9	47.9
66	48.7	16.2	56.2

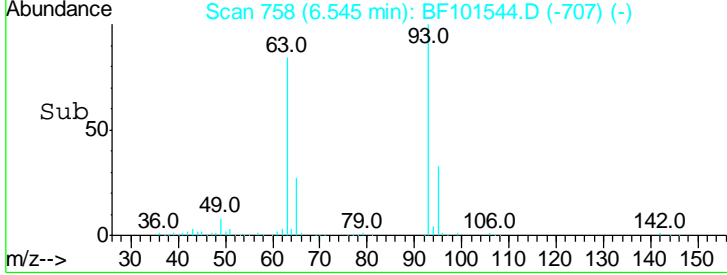
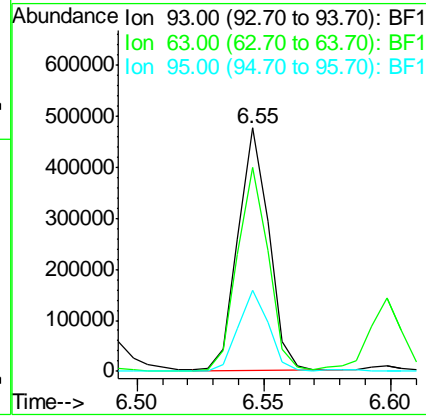
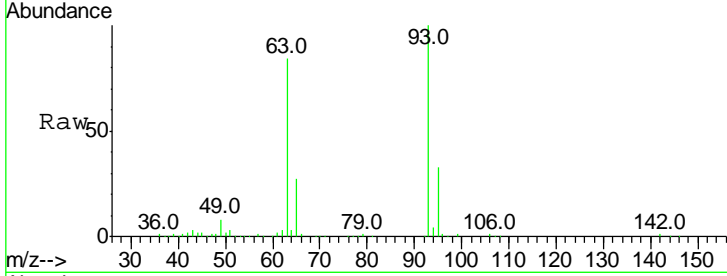




#11
 bis(2-Chloroethyl)ether
 Concen: 36.825 ng
 RT: 6.55 min Scan# 758
 Delta R.T. 0.00 min
 Lab File: BF101544.D
 Acq: 20 Dec 2017 2:16

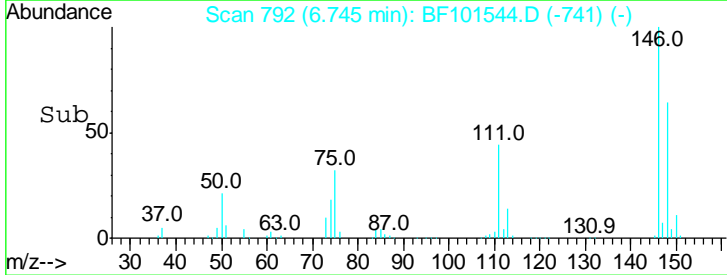
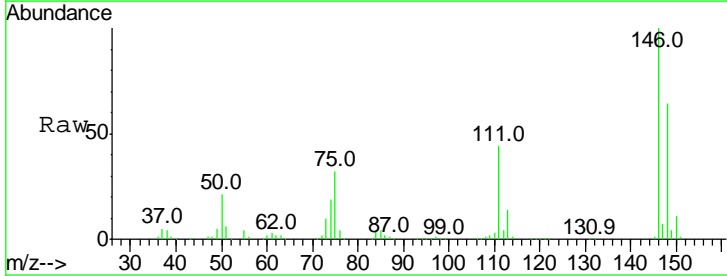
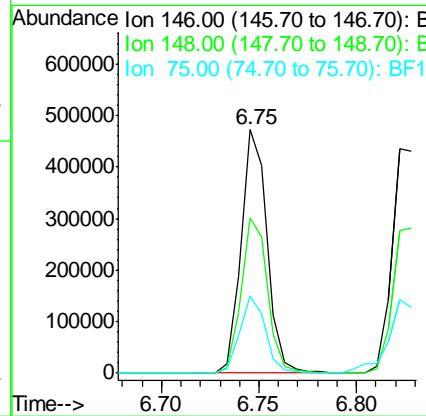
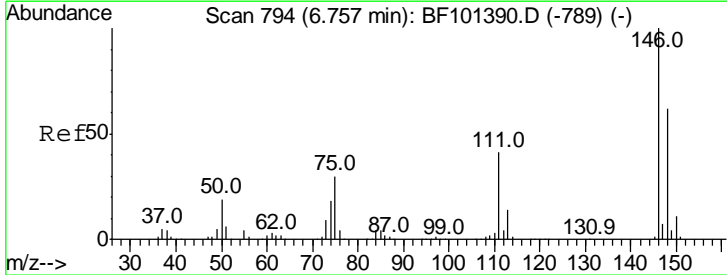
Instrument :
 BNA_F
ClientSampled :
 PB105156BSD

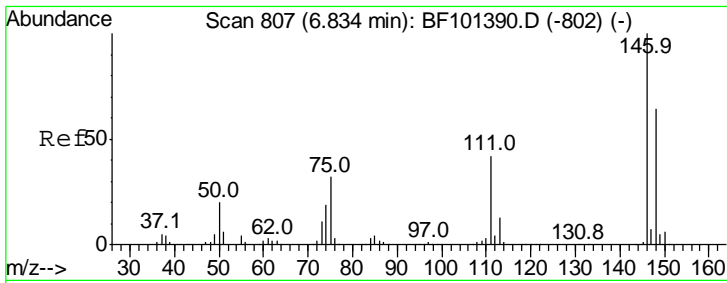
Tgt Ion	Resp	Lower	Upper
93	401140		
93	100		
63	83.7	58.6	98.6
95	33.1	11.8	51.8



#12
 1,3-Dichlorobenzene
 Concen: 37.396 ng
 RT: 6.75 min Scan# 792
 Delta R.T. 0.00 min
 Lab File: BF101544.D
 Acq: 20 Dec 2017 2:16

Tgt Ion	Resp	Lower	Upper
146	434660		
146	100		
148	63.6	51.8	77.8
75	32.0	24.2	36.4



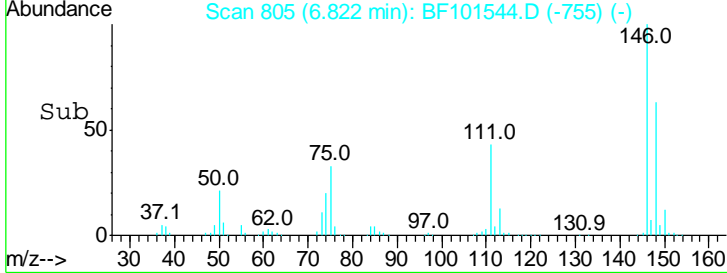
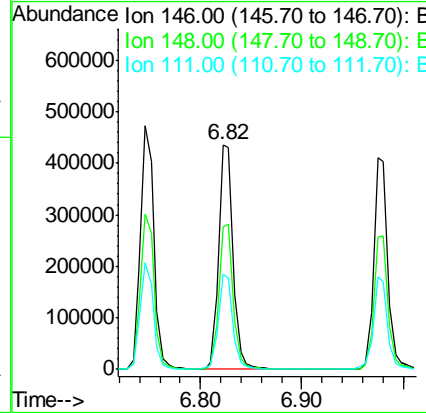
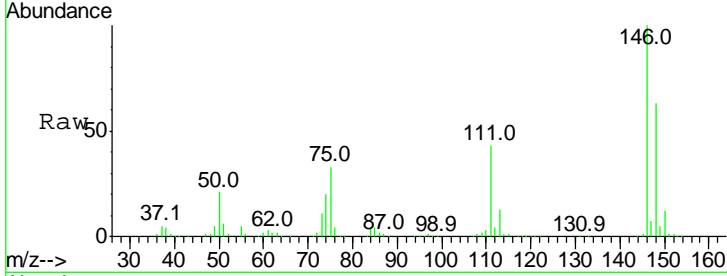


#13
 1,4-Dichlorobenzene
 Concen: 36.741 ng
 RT: 6.82 min Scan# 805
 Delta R.T. -0.01 min
 Lab File: BF101544.D
 Acq: 20 Dec 2017 2:16

Instrument :
 BNA_F
ClientSampleID :
 PB105156BSD

Tgt Ion:146 Resp: 436090

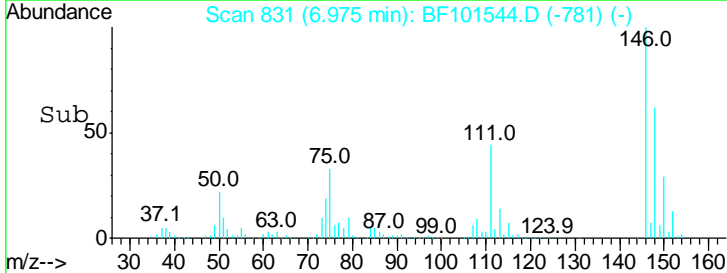
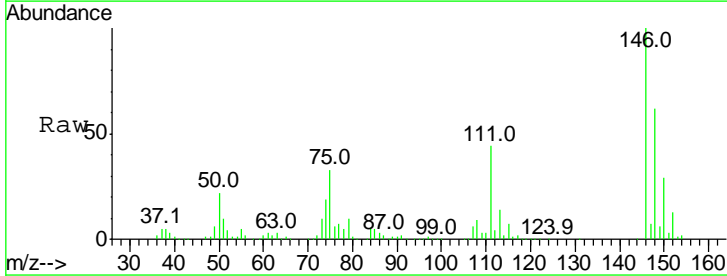
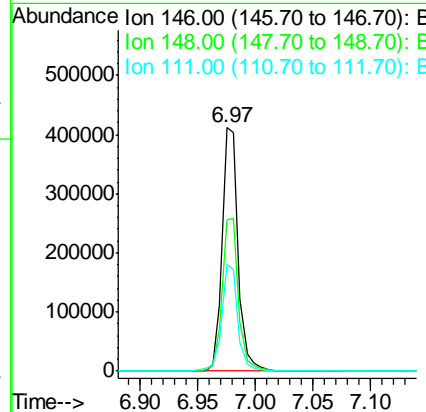
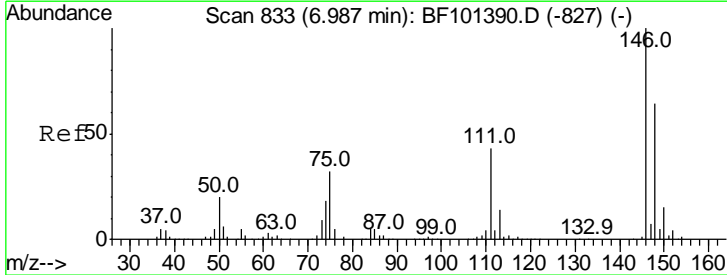
Ion	Ratio	Lower	Upper
146	100		
148	63.4	50.8	76.2
111	42.6	34.2	51.2

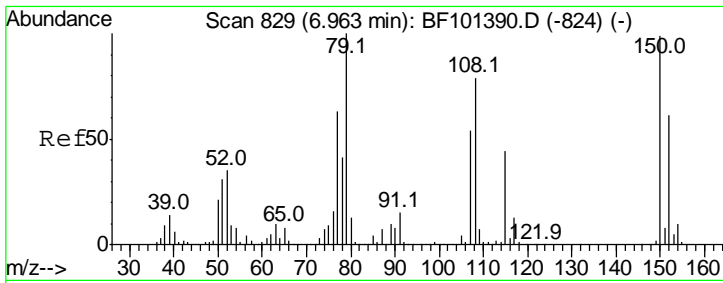


#14
 1,2-Dichlorobenzene
 Concen: 36.986 ng
 RT: 6.97 min Scan# 831
 Delta R.T. -0.01 min
 Lab File: BF101544.D
 Acq: 20 Dec 2017 2:16

Tgt Ion:146 Resp: 395156

Ion	Ratio	Lower	Upper
146	100		
148	62.0	50.6	75.8
111	43.6	36.0	54.0

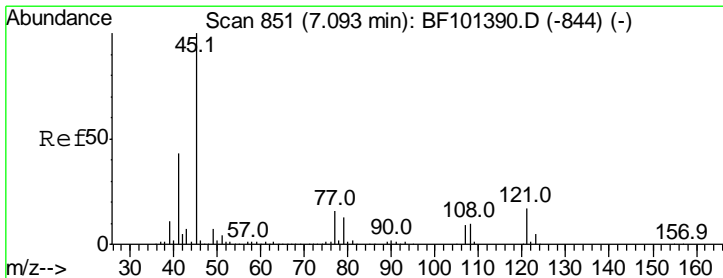
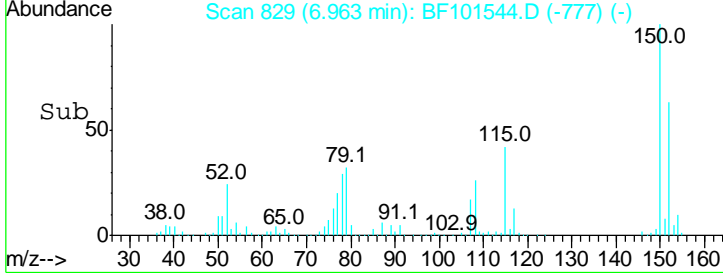
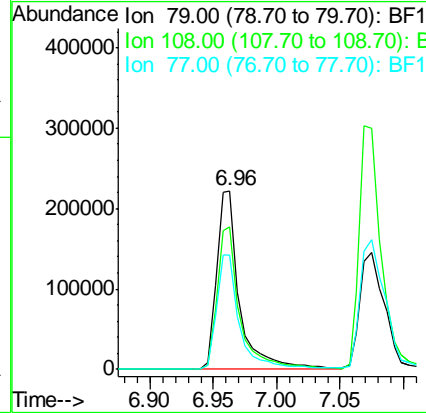
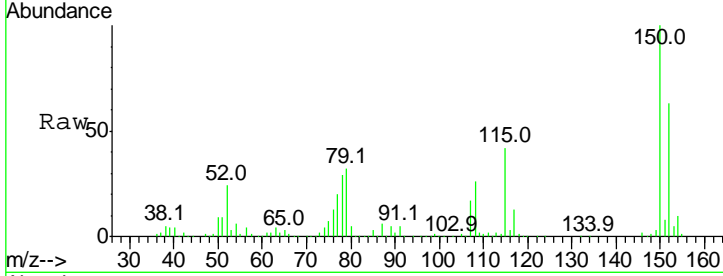




#15
 Benzyl Alcohol
 Concen: 33.964 ng
 RT: 6.96 min Scan# 829
 Delta R.T. 0.01 min
 Lab File: BF101544.D
 Acq: 20 Dec 2017 2:16

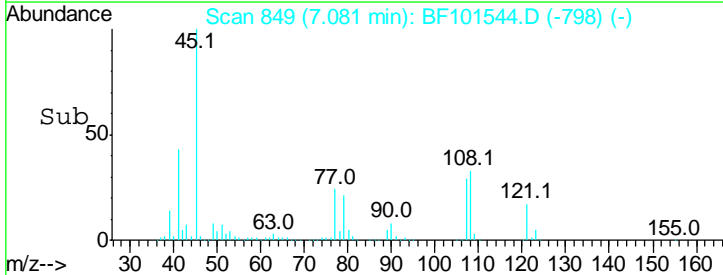
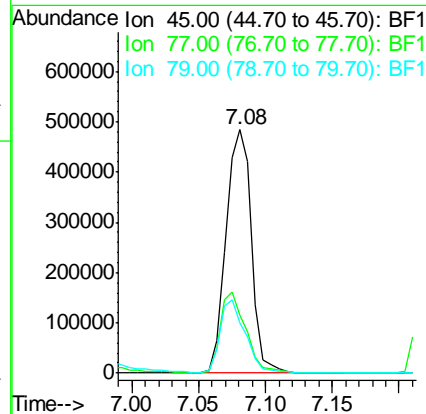
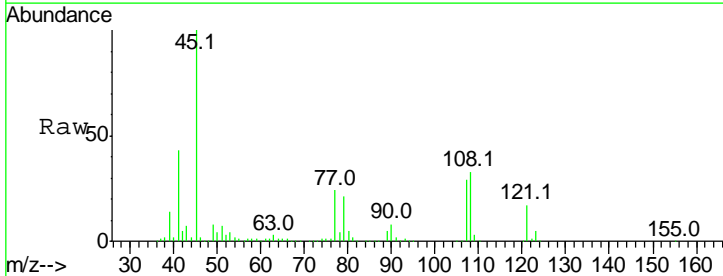
Instrument :
 BNA_F
 ClientSampleId :
 PB105156BSD

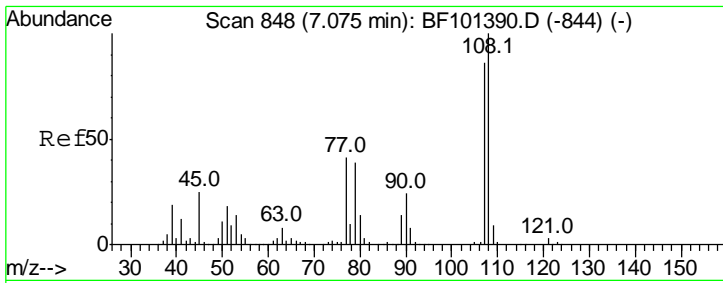
Tgt Ion	Resp	Lower	Upper
79	100		
108	79.8	65.1	97.7
77	63.8	50.6	75.8



#16
 2,2'-oxybis(1-Chloropropane)
 Concen: 38.936 ng
 RT: 7.08 min Scan# 849
 Delta R.T. 0.00 min
 Lab File: BF101544.D
 Acq: 20 Dec 2017 2:16

Tgt Ion	Resp	Lower	Upper
45	100		
77	23.8	0.0	32.9
79	20.9	0.0	29.6

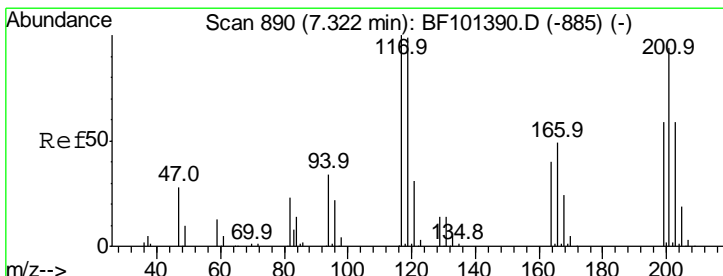
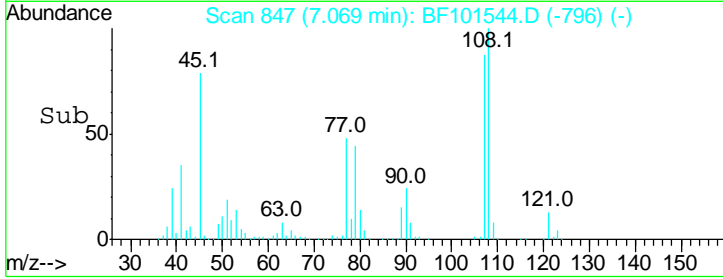
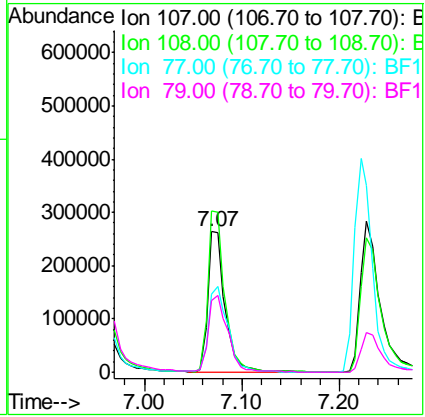
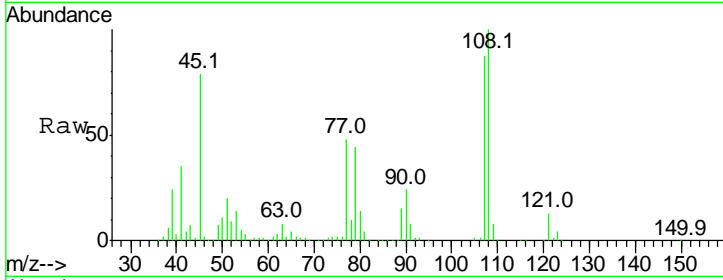




#17
 2-Methylphenol
 Concen: 33.500 ng
 RT: 7.07 min Scan# 847
 Delta R.T. 0.00 min
 Lab File: BF101544.D
 Acq: 20 Dec 2017 2:16

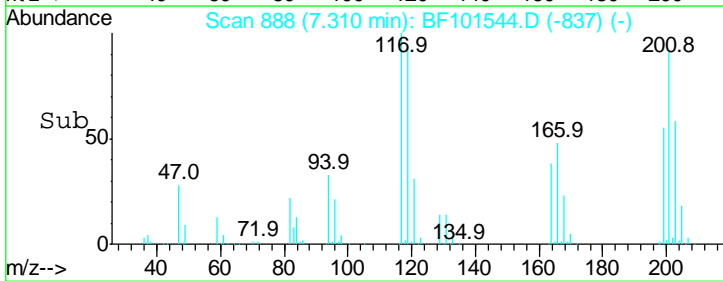
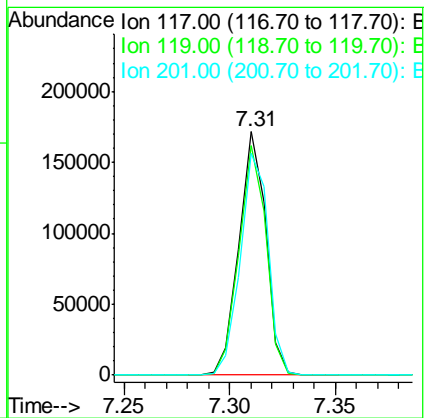
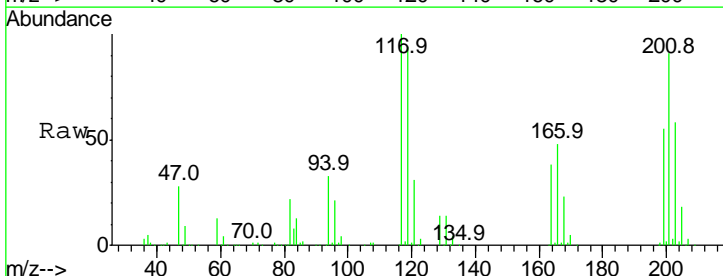
Instrument :
 BNA_F
ClientSampleId :
 PB105156BSD

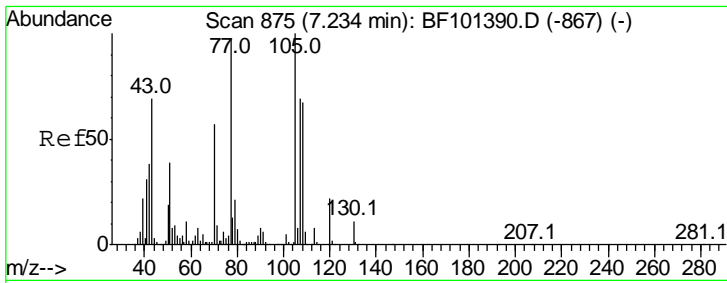
Tgt Ion	Resp	Lower	Upper
107	100		
108	114.8	91.7	137.5
77	55.6	33.8	50.8#
79	50.8	33.8	50.8#



#18
 Hexachloroethane
 Concen: 36.641 ng
 RT: 7.31 min Scan# 888
 Delta R.T. 0.00 min
 Lab File: BF101544.D
 Acq: 20 Dec 2017 2:16

Tgt Ion	Resp	Lower	Upper
117	100		
119	94.2	75.8	113.8
201	91.0	75.7	113.5

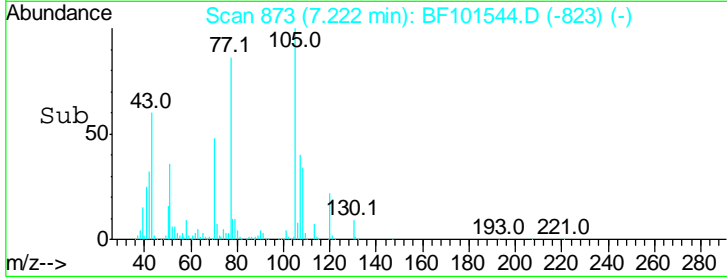
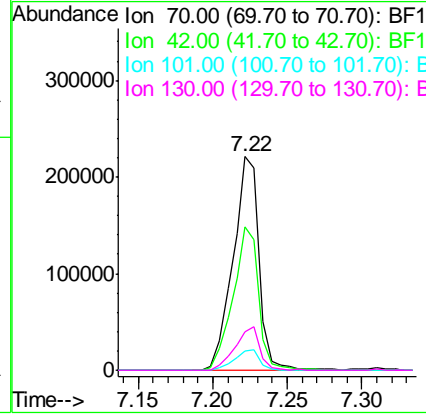
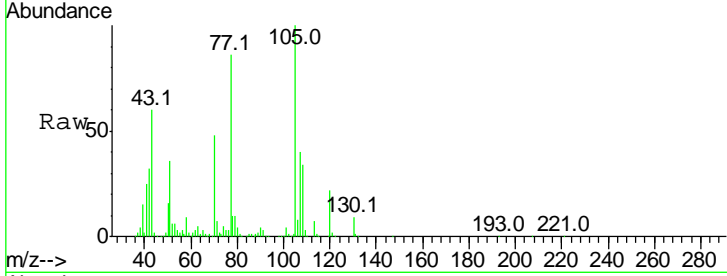




#19
 n-Nitroso-di-n-propylamine
 Concen: 33.930 ng
 RT: 7.22 min Scan# 873
 Delta R.T. -0.01 min
 Lab File: BF101544.D
 Acq: 20 Dec 2017 2:16

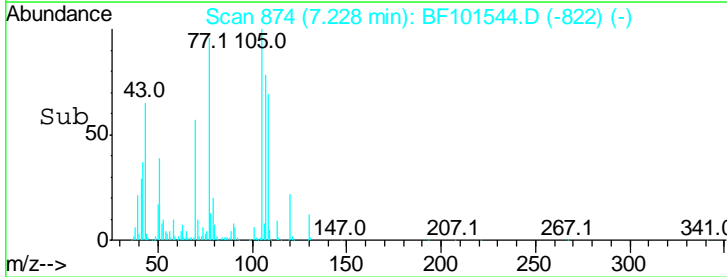
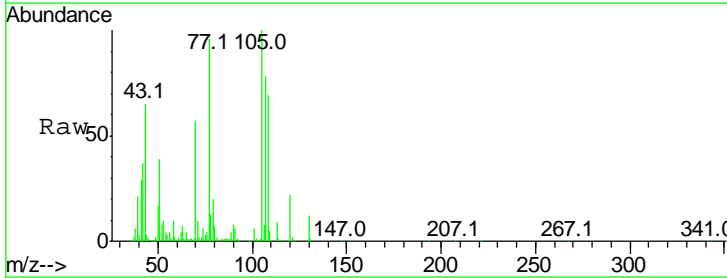
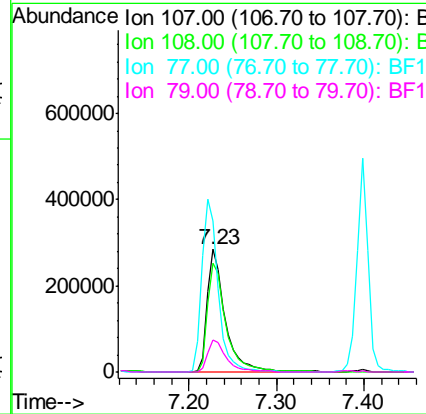
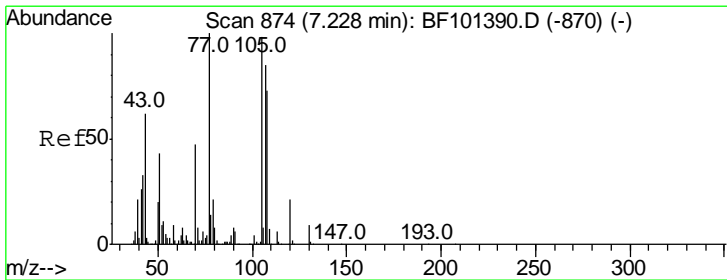
Instrument :
 BNA_F
ClientSampleId :
 PB105156BSD

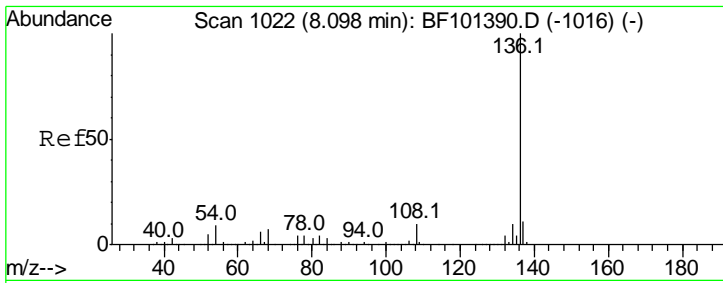
Tgt Ion	Resp	Lower	Upper
70	271496		
70	100		
42	67.2	47.5	71.3
101	9.3	7.4	11.2
130	18.1	16.6	25.0



#20
 3+4-Methylphenols
 Concen: 40.120 ng
 RT: 7.23 min Scan# 874
 Delta R.T. 0.01 min
 Lab File: BF101544.D
 Acq: 20 Dec 2017 2:16

Tgt Ion	Resp	Lower	Upper
107	402746		
107	100		
108	88.9	68.2	108.2
77	123.4	26.7	66.7#
79	26.3	6.3	46.3

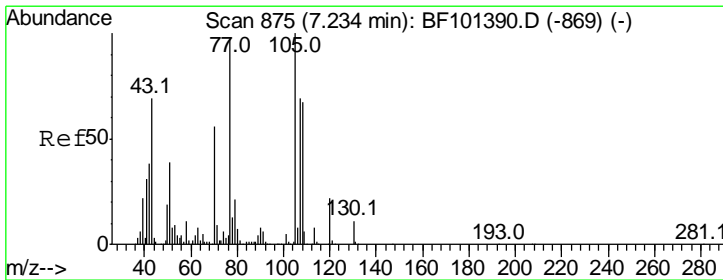
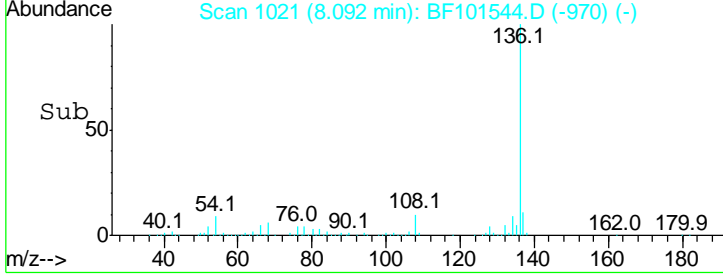
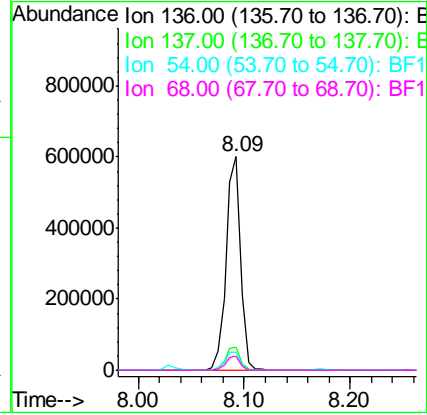
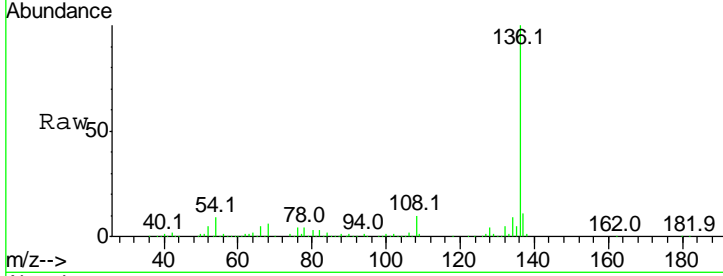




#21
 Naphthalene-d8
 Concen: 20.000 ng
 RT: 8.09 min Scan# 1021
 Delta R.T. 0.00 min
 Lab File: BF101544.D
 Acq: 20 Dec 2017 2:16

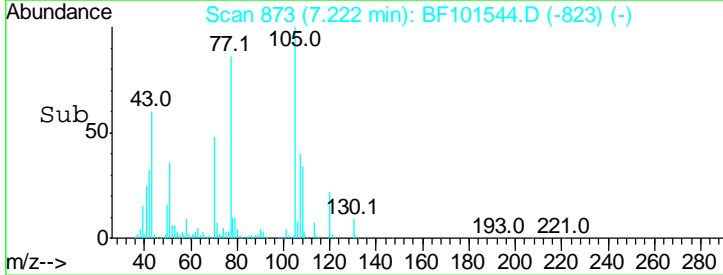
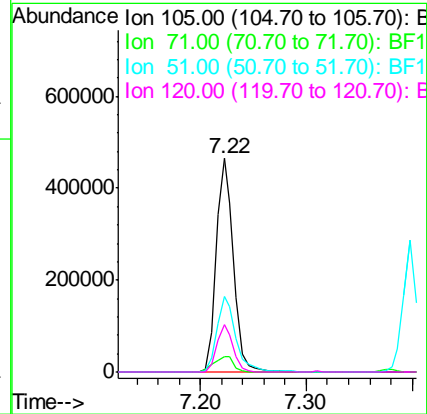
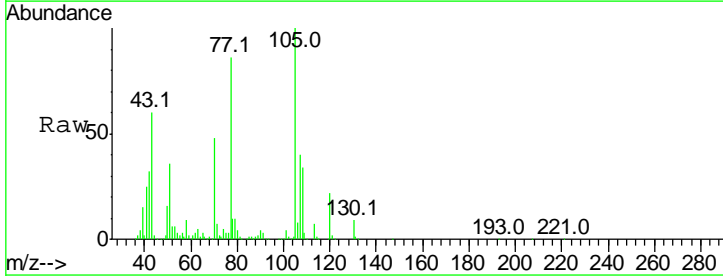
Instrument :
 BNA_F
 ClientSampleId :
 PB105156BSD

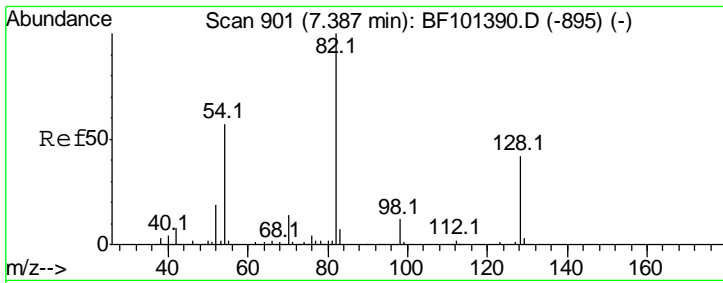
Tgt Ion	Resp	Lower	Upper
136	100		
137	10.9	8.9	13.3
54	8.5	6.6	9.8
68	6.4	5.0	7.4



#22
 Acetophenone
 Concen: 40.415 ng
 RT: 7.22 min Scan# 873
 Delta R.T. -0.01 min
 Lab File: BF101544.D
 Acq: 20 Dec 2017 2:16

Tgt Ion	Resp	Lower	Upper
105	100		
71	7.5	4.4	6.6#
51	35.6	22.3	33.5#
120	22.2	16.9	25.3

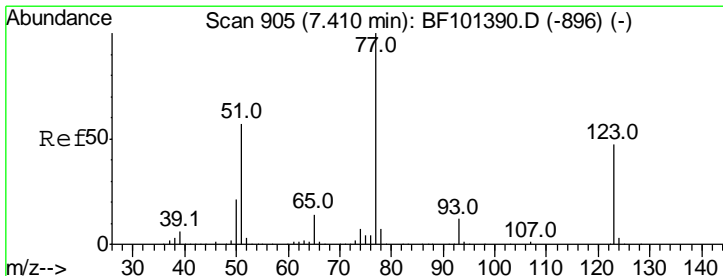
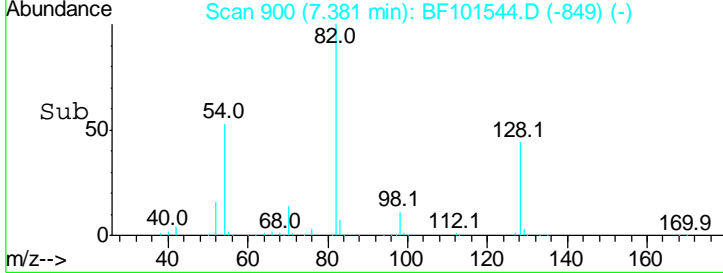
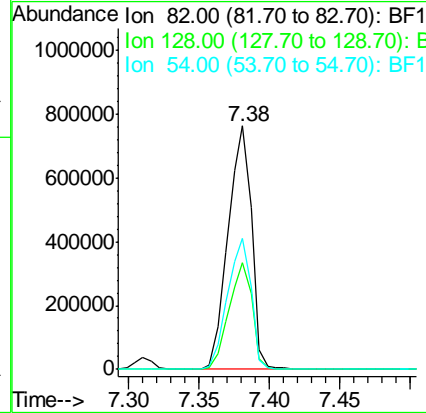
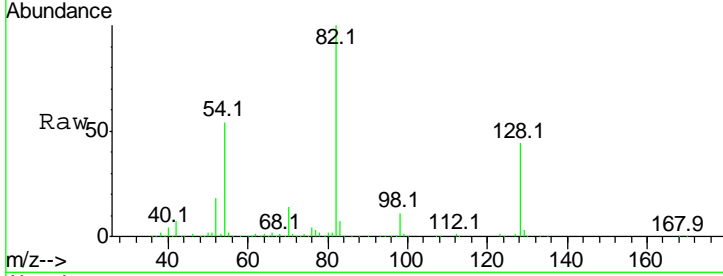




#23
 Nitrobenzene-d5
 Concen: 84.831 ng
 RT: 7.38 min Scan# 900
 Delta R.T. 0.00 min
 Lab File: BF101544.D
 Acq: 20 Dec 2017 2:16

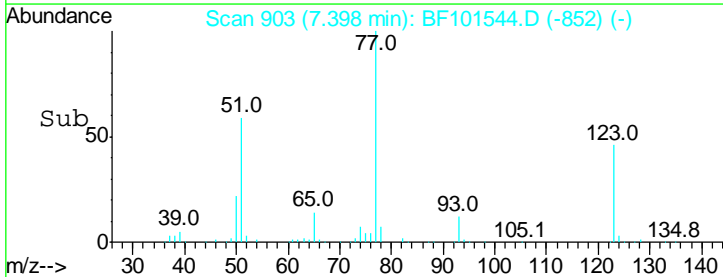
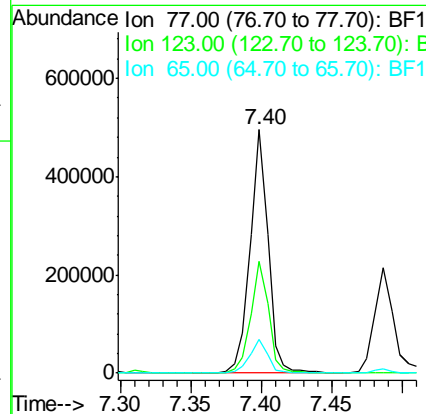
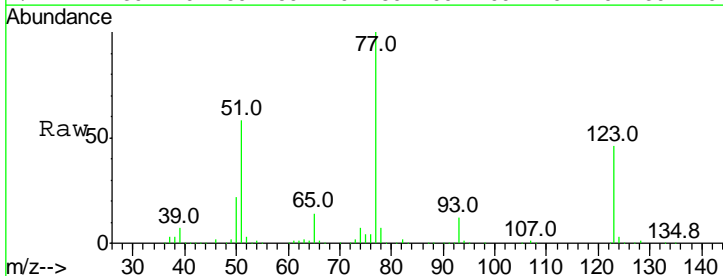
Instrument :
 BNA_F
 ClientSampleId :
 PB105156BSD

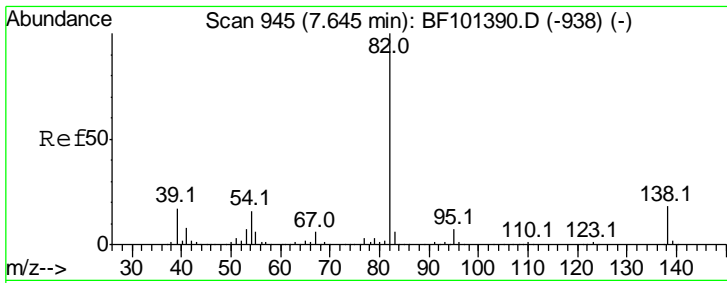
Tgt Ion	Resp	Lower	Upper
82	100		
128	43.7	36.1	54.1
54	53.8	41.4	62.2



#24
 Nitrobenzene
 Concen: 38.564 ng
 RT: 7.40 min Scan# 903
 Delta R.T. 0.00 min
 Lab File: BF101544.D
 Acq: 20 Dec 2017 2:16

Tgt Ion	Resp	Lower	Upper
77	100		
123	45.8	37.9	56.9
65	13.9	11.0	16.4

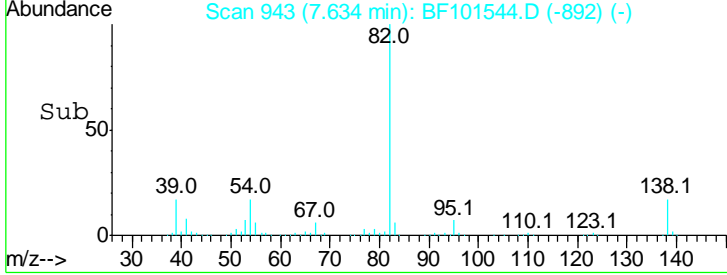
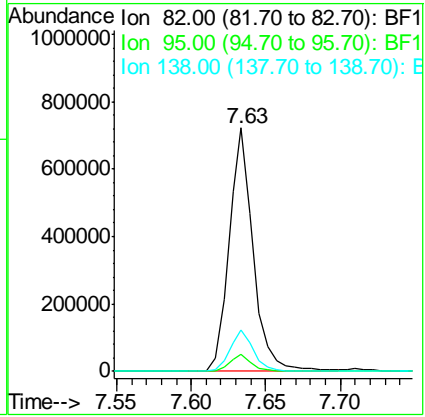
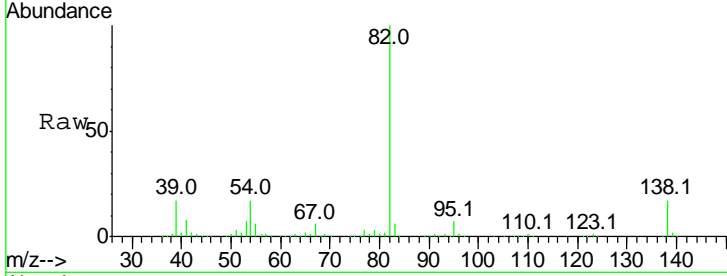




#25
 Isophorone
 Concen: 39.214 ng
 RT: 7.63 min Scan# 943
 Delta R.T. 0.00 min
 Lab File: BF101544.D
 Acq: 20 Dec 2017 2:16

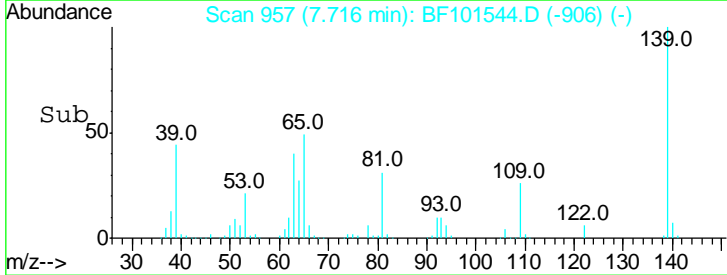
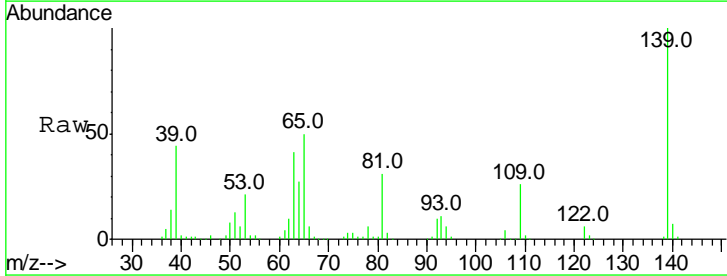
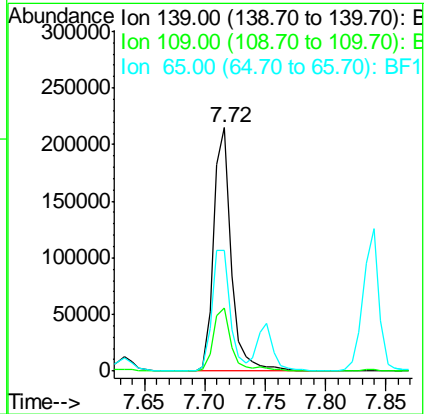
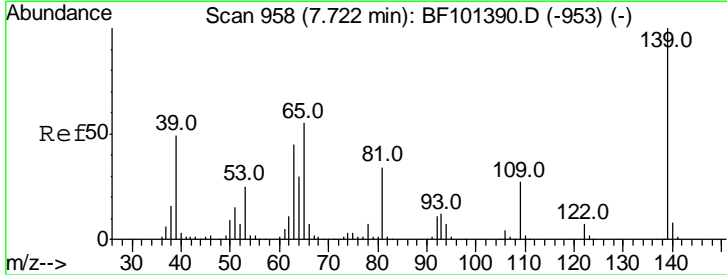
Instrument :
 BNA_F
 ClientSampleId :
 PB105156BSD

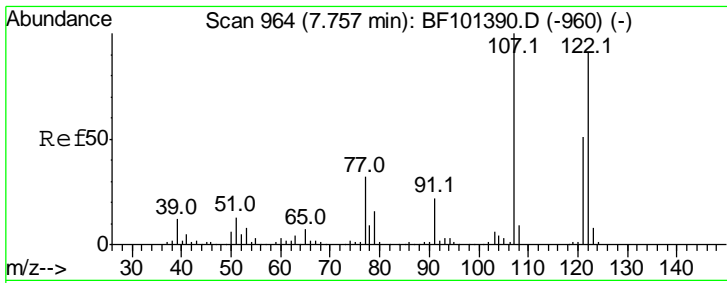
Tgt Ion	Resp	Lower	Upper
82	100		
95	6.9	5.2	7.8
138	17.2	14.9	22.3



#26
 2-Nitrophenol
 Concen: 43.136 ng
 RT: 7.72 min Scan# 957
 Delta R.T. 0.00 min
 Lab File: BF101544.D
 Acq: 20 Dec 2017 2:16

Tgt Ion	Resp	Lower	Upper
139	100		
109	25.7	22.7	34.1
65	49.6	40.5	60.7

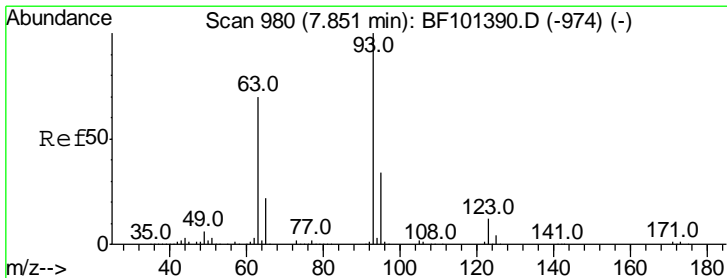
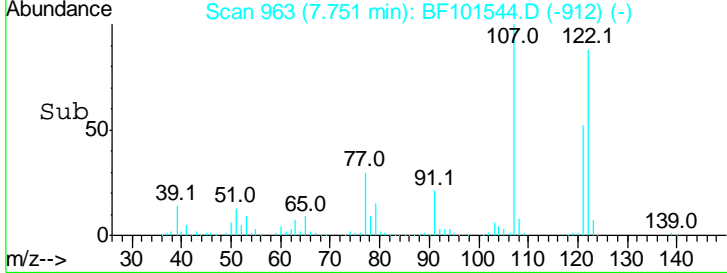
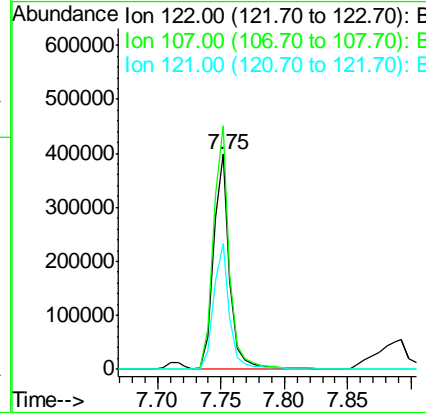
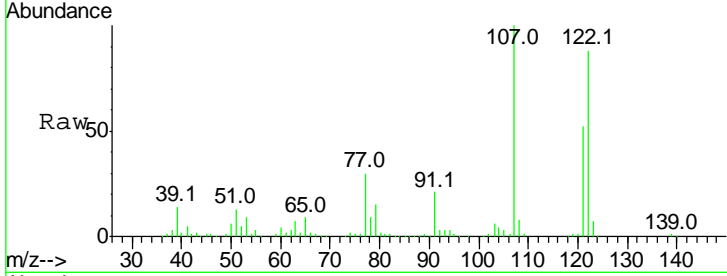




#27
 2,4-Dimethylphenol
 Concen: 42.035 ng
 RT: 7.75 min Scan# 963
 Delta R.T. 0.00 min
 Lab File: BF101544.D
 Acq: 20 Dec 2017 2:16

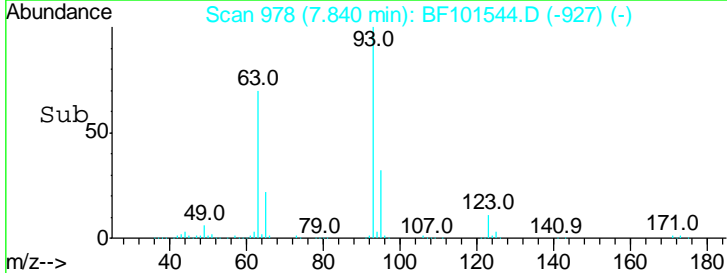
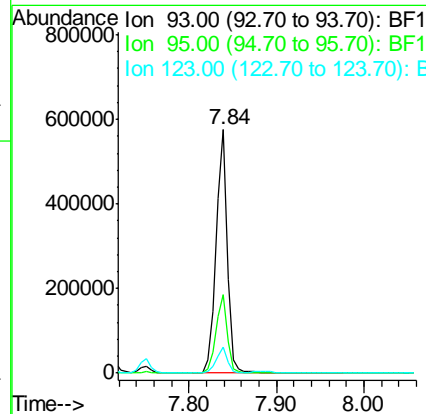
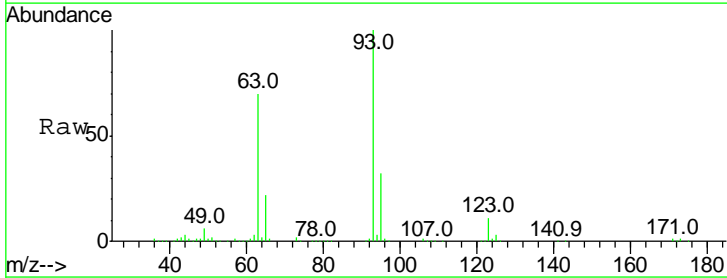
Instrument :
 BNA_F
 ClientSampleId :
 PB105156BSD

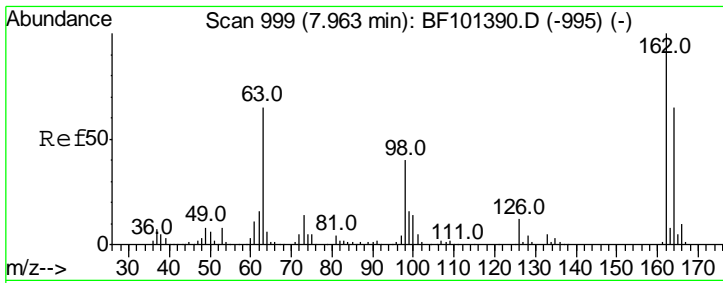
Tgt Ion	Resp	Lower	Upper
122	352627		
107	113.3	91.2	136.8
121	58.8	47.2	70.8



#28
 bis(2-Chloroethoxy)methane
 Concen: 38.918 ng
 RT: 7.84 min Scan# 978
 Delta R.T. 0.00 min
 Lab File: BF101544.D
 Acq: 20 Dec 2017 2:16

Tgt Ion	Resp	Lower	Upper
93	515026		
95	32.1	26.3	39.5
123	10.7	9.8	14.6

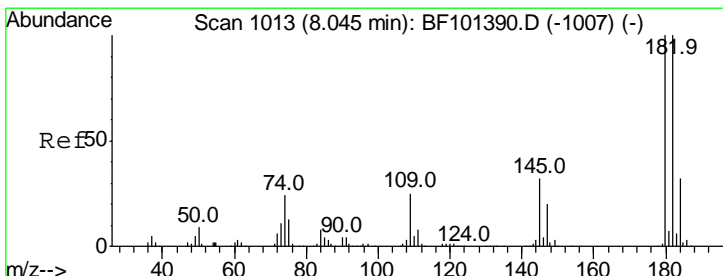
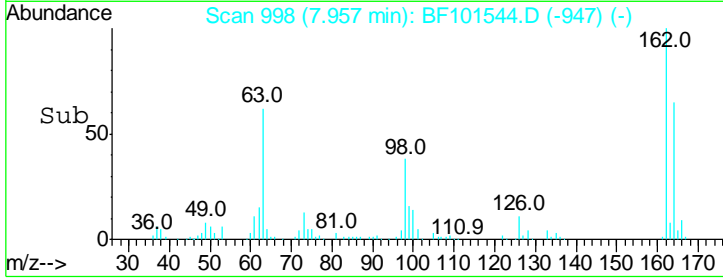
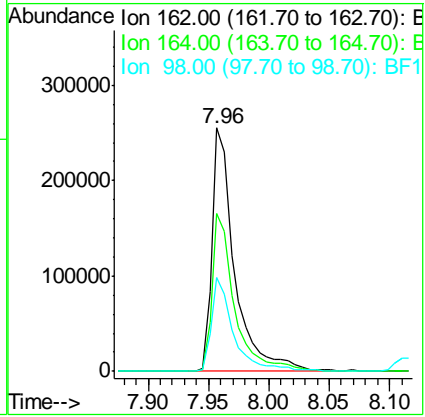
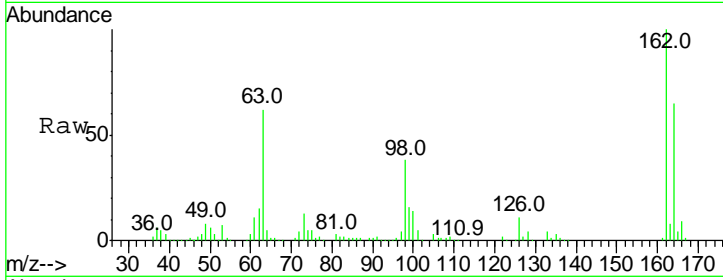




#29
 2,4-Dichlorophenol
 Concen: 39.764 ng
 RT: 7.96 min Scan# 998
 Delta R.T. 0.00 min
 Lab File: BF101544.D
 Acq: 20 Dec 2017 2:16

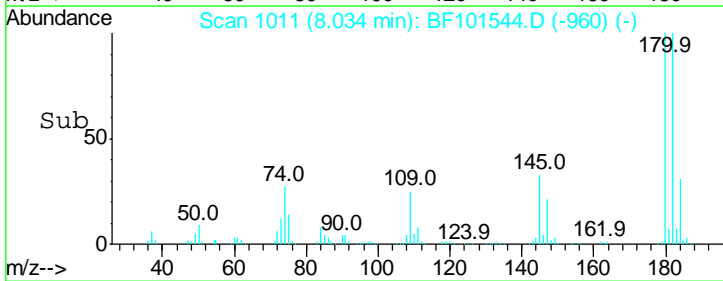
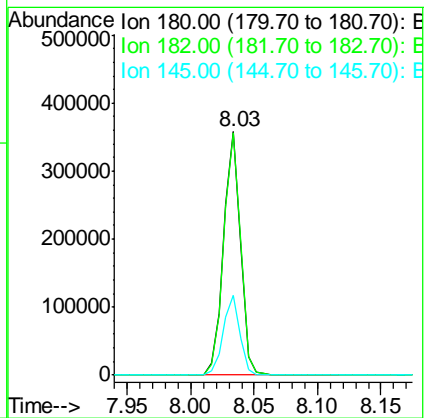
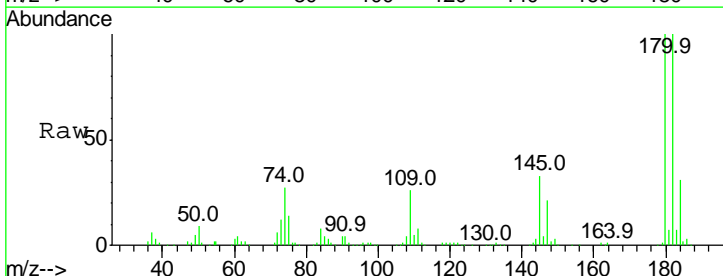
Instrument :
 BNA_F
ClientSampleId :
 PB105156BSD

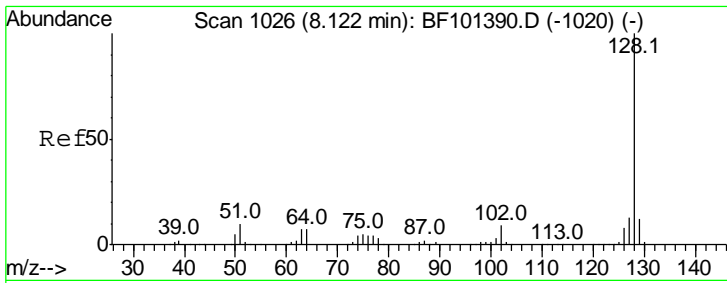
Tgt Ion	Resp	Lower	Upper
162	100		
164	65.1	42.7	82.7
98	38.4	18.1	58.1



#30
 1,2,4-Trichlorobenzene
 Concen: 38.211 ng
 RT: 8.03 min Scan# 1011
 Delta R.T. 0.00 min
 Lab File: BF101544.D
 Acq: 20 Dec 2017 2:16

Tgt Ion	Resp	Lower	Upper
180	100		
182	99.5	76.8	115.2
145	32.7	26.5	39.7



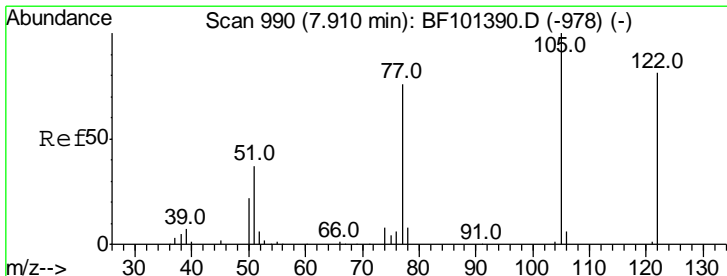
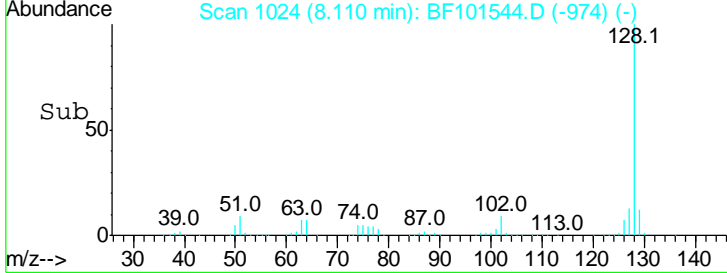
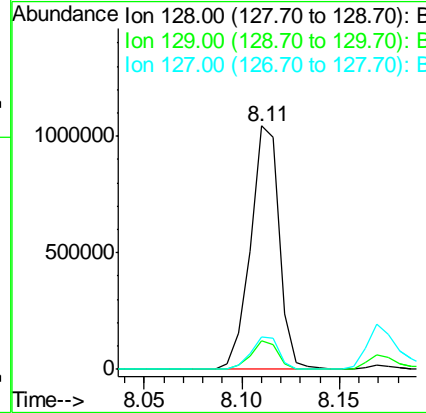
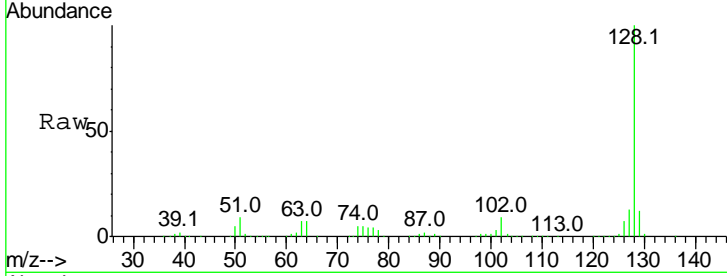


#31
 Naphthalene
 Concen: 36.669 ng
 RT: 8.11 min Scan# 1024
 Delta R.T. -0.01 min
 Lab File: BF101544.D
 Acq: 20 Dec 2017 2:16

Instrument :
 BNA_F
 ClientSampleId :
 PB105156BSD

Tgt Ion:128 Resp: 1067198

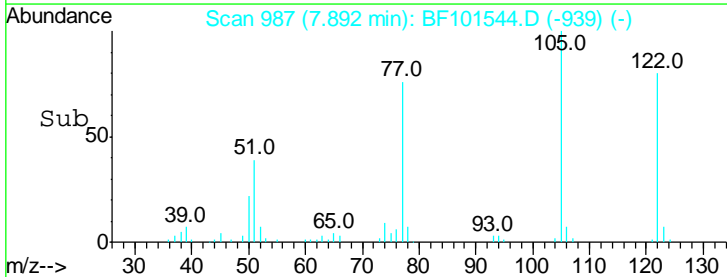
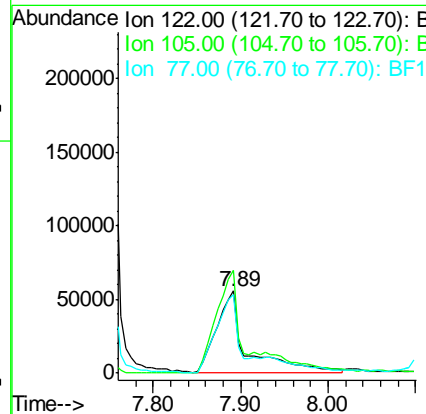
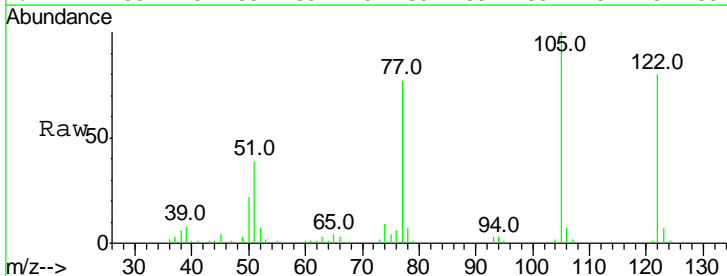
Ion	Ratio	Lower	Upper
128	100		
129	11.5	8.8	13.2
127	13.3	10.9	16.3

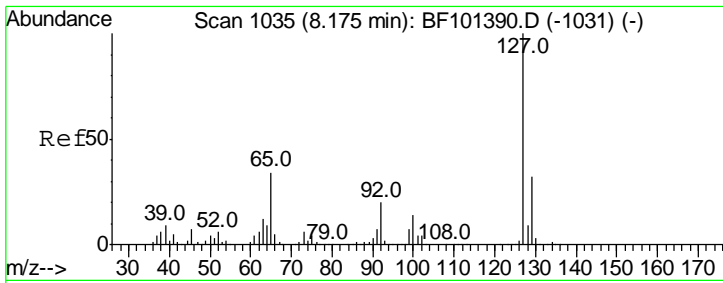


#32
 Benzoic acid
 Concen: 27.275 ng
 RT: 7.89 min Scan# 987
 Delta R.T. -0.02 min
 Lab File: BF101544.D
 Acq: 20 Dec 2017 2:16

Tgt Ion:122 Resp: 130875

Ion	Ratio	Lower	Upper
122	100		
105	125.3	101.1	141.1
77	96.3	70.7	110.7

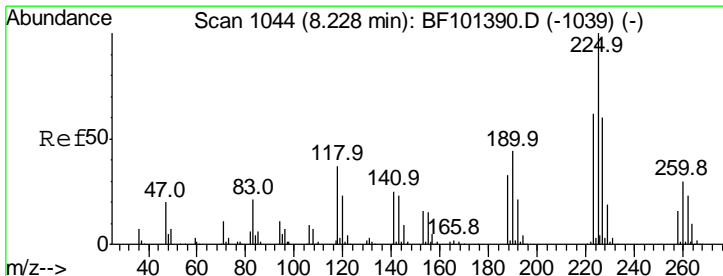
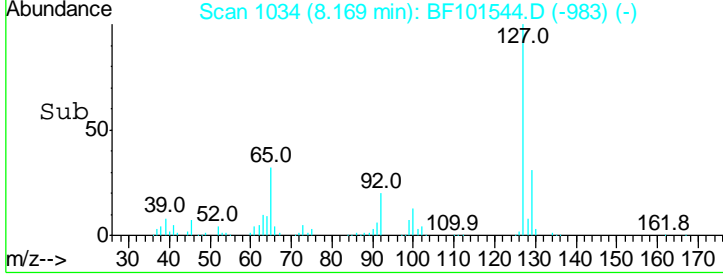
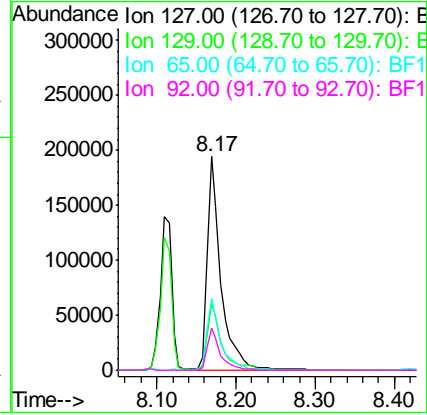
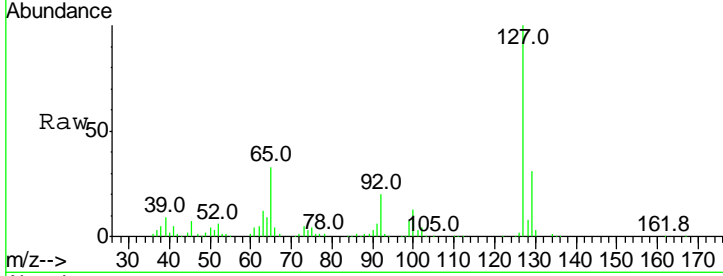




#33
 4-Chloroaniline
 Concen: 18.752 ng
 RT: 8.17 min Scan# 1034
 Delta R.T. 0.00 min
 Lab File: BF101544.D
 Acq: 20 Dec 2017 2:16

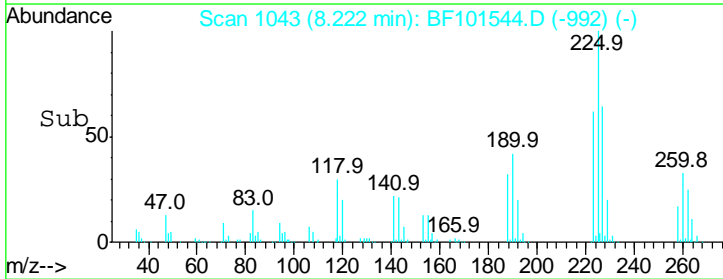
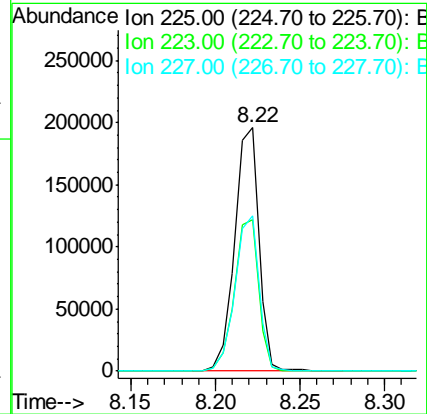
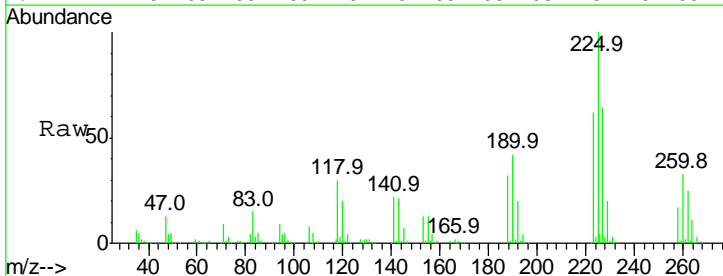
Instrument :
 BNA_F
 ClientSampleId :
 PB105156BSD

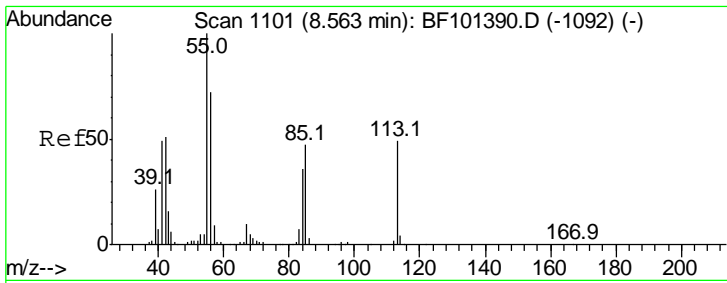
Tgt Ion	Resp	Lower	Upper
127	100		
129	31.4	25.9	38.9
65	33.3	25.0	37.4
92	19.8	15.2	22.8



#34
 Hexachlorobutadiene
 Concen: 38.416 ng
 RT: 8.22 min Scan# 1043
 Delta R.T. 0.00 min
 Lab File: BF101544.D
 Acq: 20 Dec 2017 2:16

Tgt Ion	Resp	Lower	Upper
225	100		
223	62.4	50.6	76.0
227	63.8	51.9	77.9

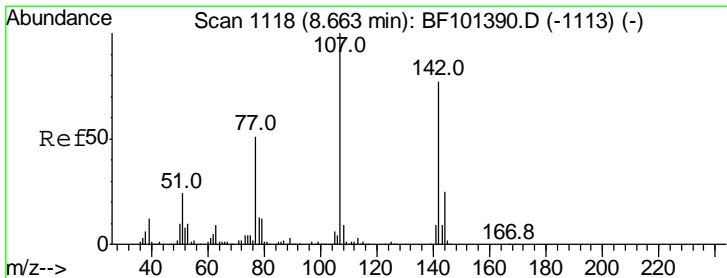
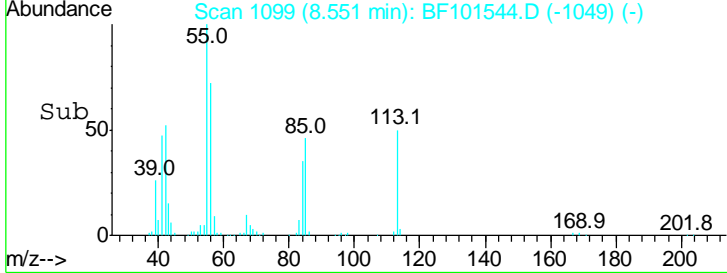
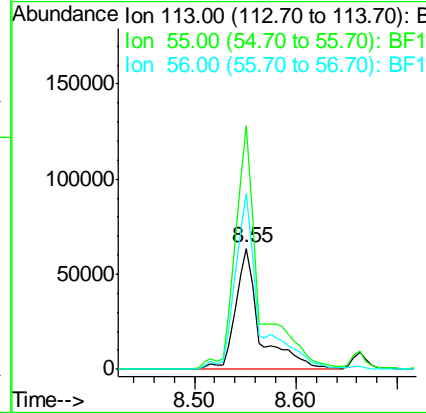
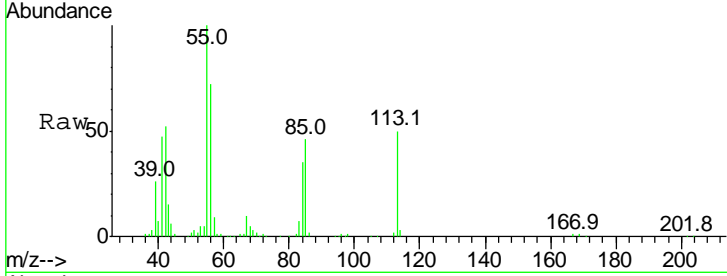




#35
 Caprolactam
 Concen: 37.457 ng
 RT: 8.55 min Scan# 1099
 Delta R.T. -0.01 min
 Lab File: BF101544.D
 Acq: 20 Dec 2017 2:16

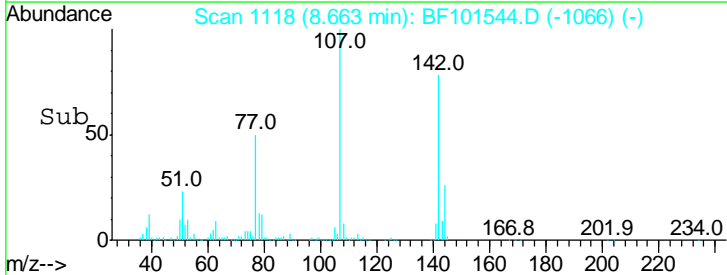
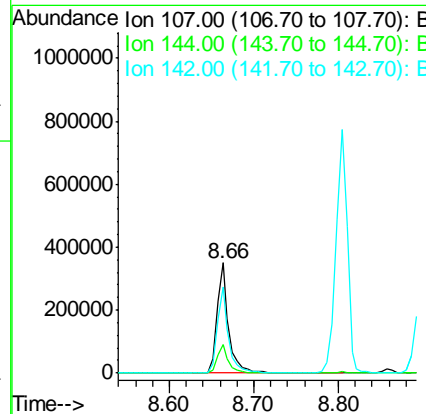
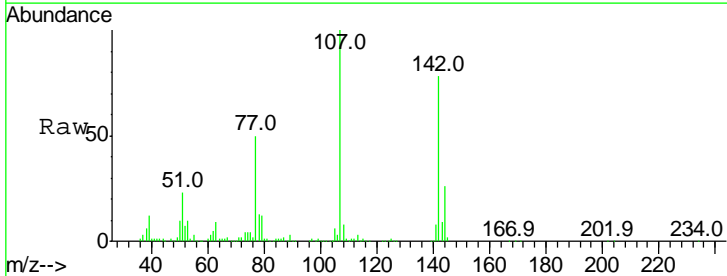
Instrument :
 BNA_F
ClientSampleId :
 PB105156BSD

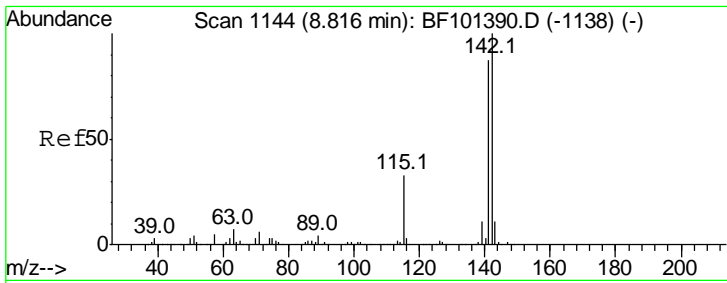
Tgt Ion	Resp	Lower	Upper
113	107792		
55	201.3	163.3	203.3
56	145.1	115.7	155.7



#36
 4-Chloro-3-methylphenol
 Concen: 37.491 ng
 RT: 8.66 min Scan# 1118
 Delta R.T. 0.01 min
 Lab File: BF101544.D
 Acq: 20 Dec 2017 2:16

Tgt Ion	Resp	Lower	Upper
107	341509		
144	25.6	20.5	30.7
142	78.0	62.0	93.0

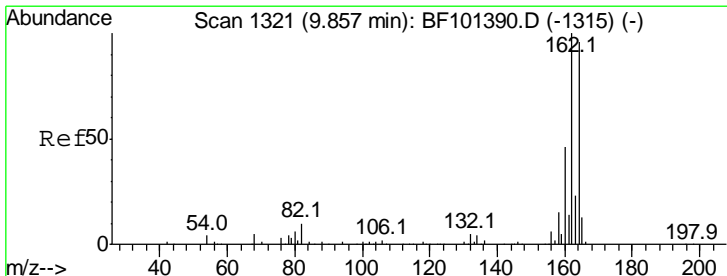
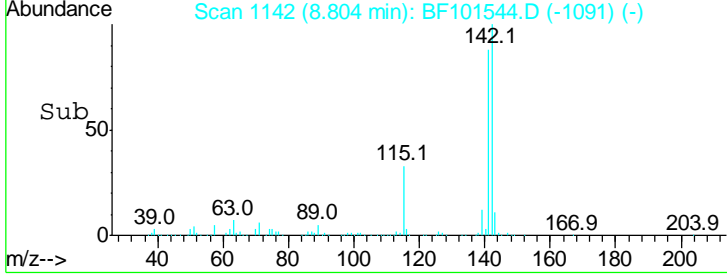
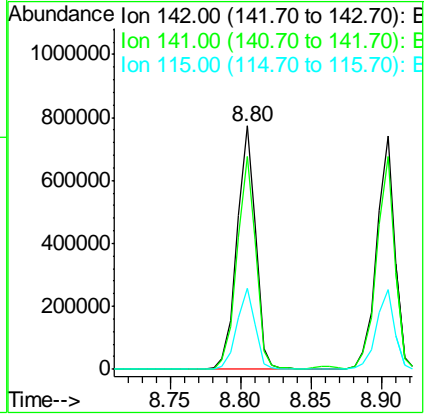
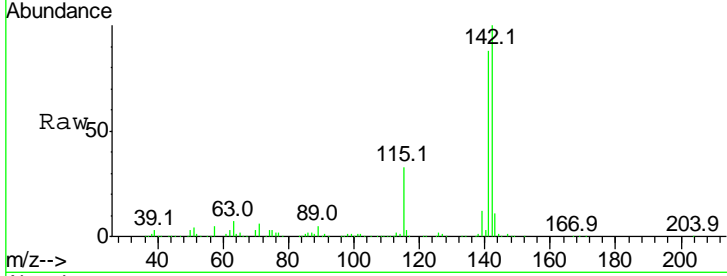




#37
 2-Methylnaphthalene
 Concen: 37.565 ng
 RT: 8.80 min Scan# 1142
 Delta R.T. 0.00 min
 Lab File: BF101544.D
 Acq: 20 Dec 2017 2:16

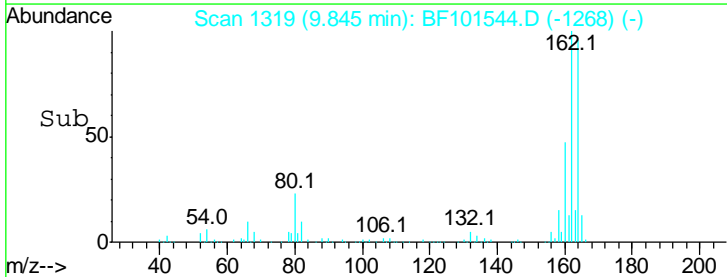
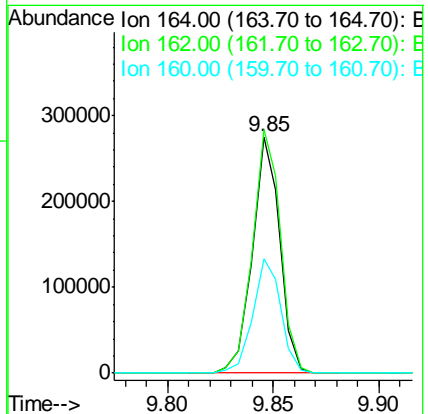
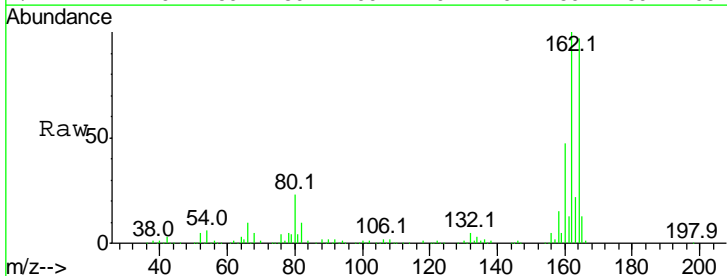
Instrument :
 BNA_F
 ClientSampleId :
 PB105156BSD

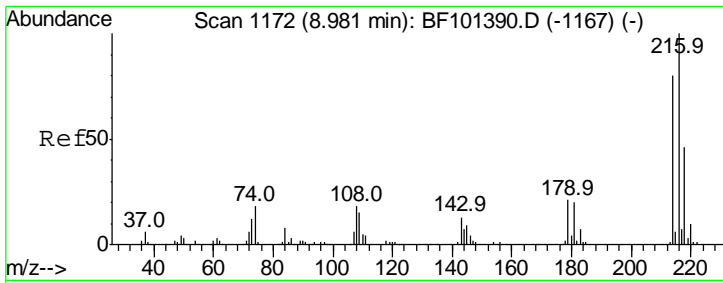
Tgt Ion	Resp	Lower	Upper
142	712291		
141	87.7	70.8	106.2
115	33.4	26.1	39.1



#38
 Acenaphthene-d10
 Concen: 20.000 ng
 RT: 9.85 min Scan# 1319
 Delta R.T. 0.00 min
 Lab File: BF101544.D
 Acq: 20 Dec 2017 2:16

Tgt Ion	Resp	Lower	Upper
164	248346		
162	103.0	86.1	129.1
160	48.1	38.3	57.5

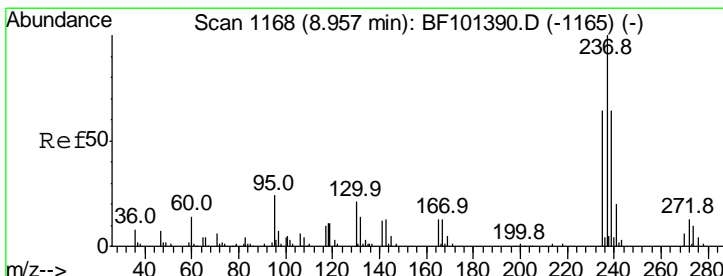
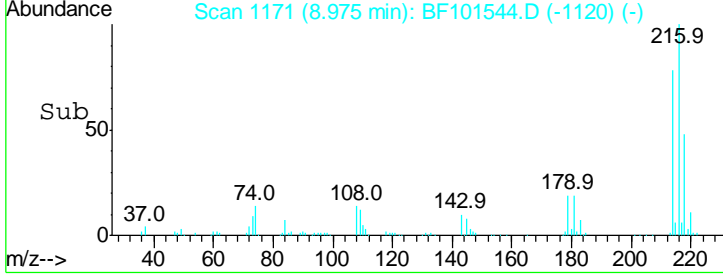
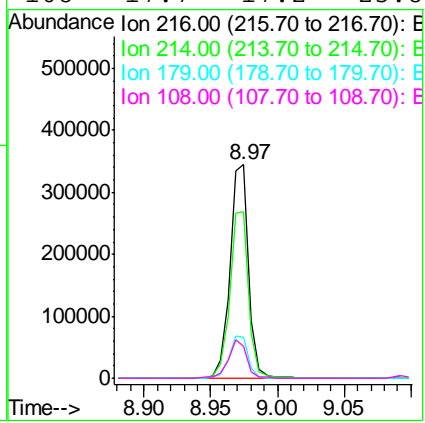
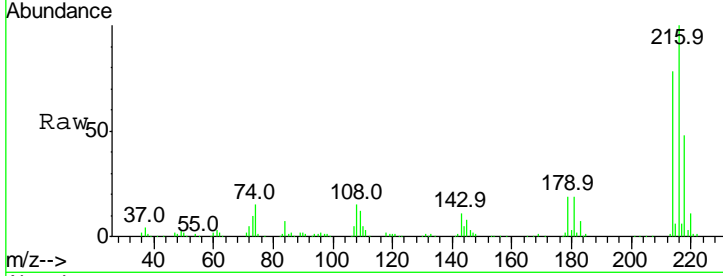




#39
 1,2,4,5-Tetrachlorobenzene
 Concen: 40.365 ng
 RT: 8.97 min Scan# 1171
 Delta R.T. 0.00 min
 Lab File: BF101544.D
 Acq: 20 Dec 2017 2:16

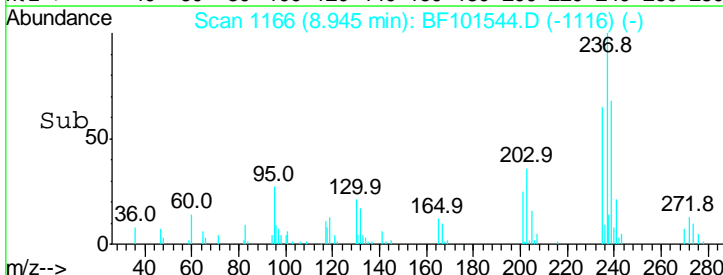
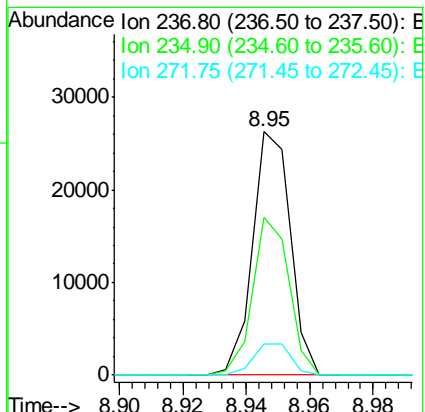
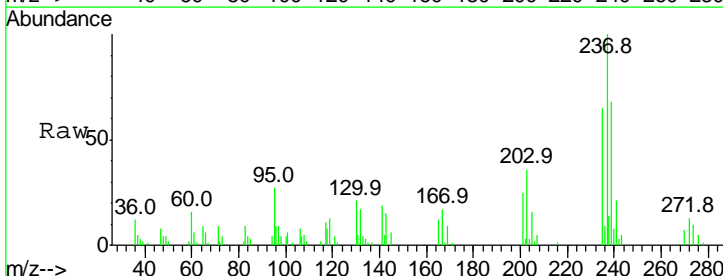
Instrument :
 BNA_F
 ClientSampleID :
 PB105156BSD

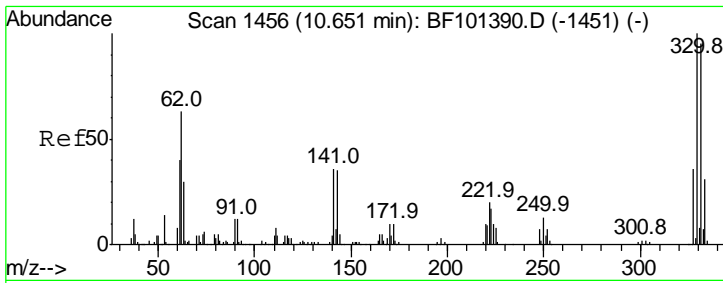
Tgt Ion	Resp	Lower	Upper
216	100		
214	78.7	63.0	94.4
179	20.2	18.1	27.1
108	17.7	17.2	25.8



#40
 Hexachlorocyclopentadiene
 Concen: 26.879 ng
 RT: 8.95 min Scan# 1166
 Delta R.T. -0.01 min
 Lab File: BF101544.D
 Acq: 20 Dec 2017 2:16

Tgt Ion	Resp	Lower	Upper
237	100		
235	64.9	44.8	84.8
272	12.7	0.0	33.3

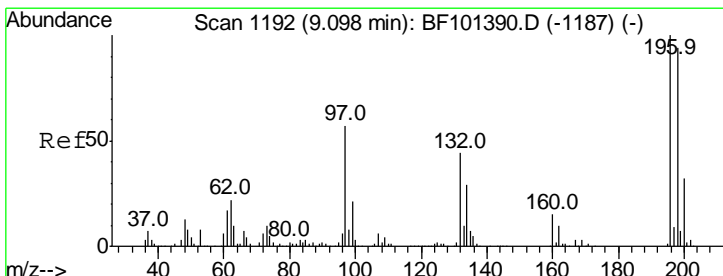
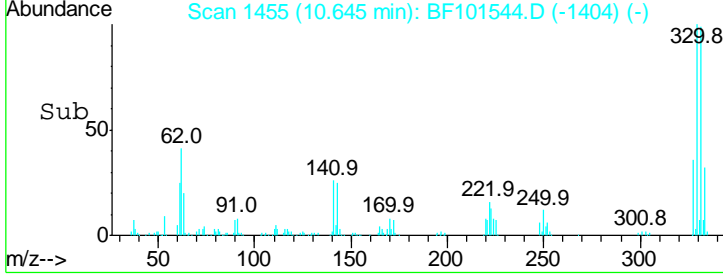
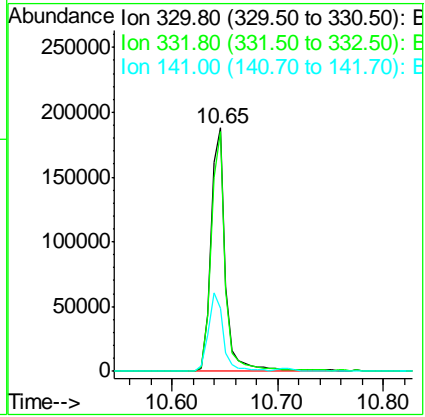
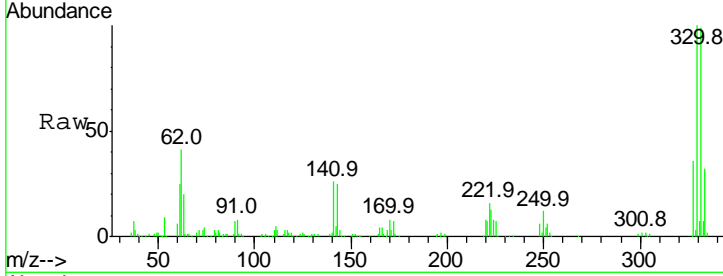




#41
 2,4,6-Tribromophenol
 Concen: 76.481 ng
 RT: 10.65 min Scan# 1455
 Delta R.T. 0.00 min
 Lab File: BF101544.D
 Acq: 20 Dec 2017 2:16

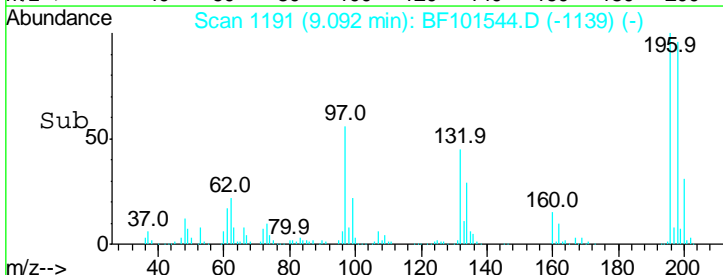
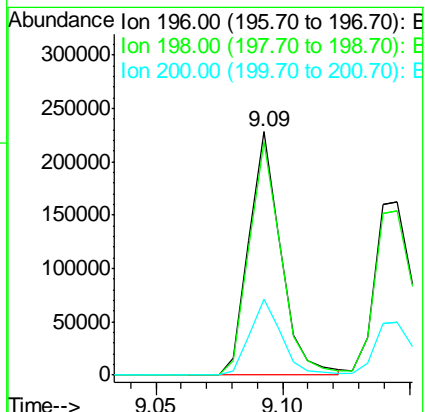
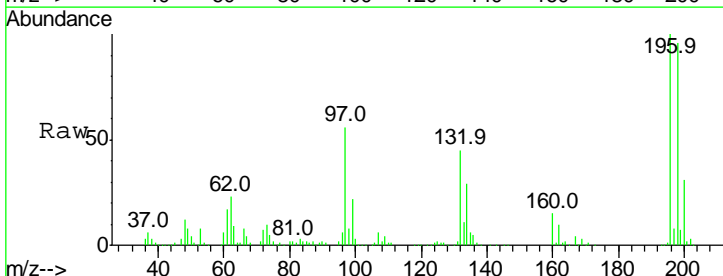
Instrument :
 BNA_F
 ClientSampleId :
 PB105156BSD

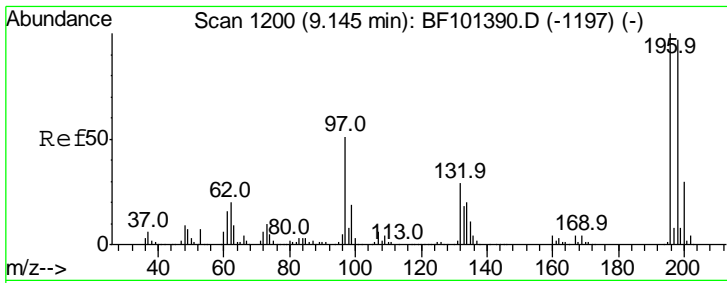
Tgt Ion	Resp	Lower	Upper
330	100		
332	95.8	77.0	115.6
141	32.6	29.9	44.9



#42
 2,4,6-Trichlorophenol
 Concen: 39.649 ng
 RT: 9.09 min Scan# 1191
 Delta R.T. 0.01 min
 Lab File: BF101544.D
 Acq: 20 Dec 2017 2:16

Tgt Ion	Resp	Lower	Upper
196	100		
198	95.9	75.7	113.5
200	31.0	24.5	36.7

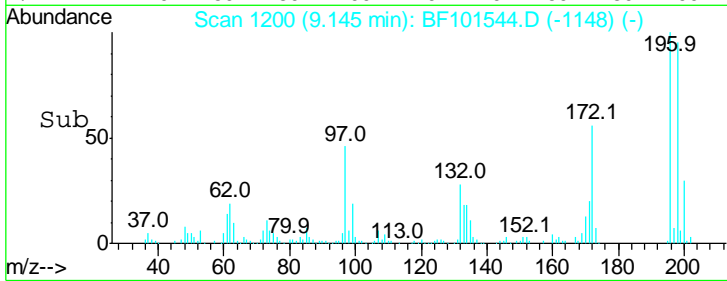
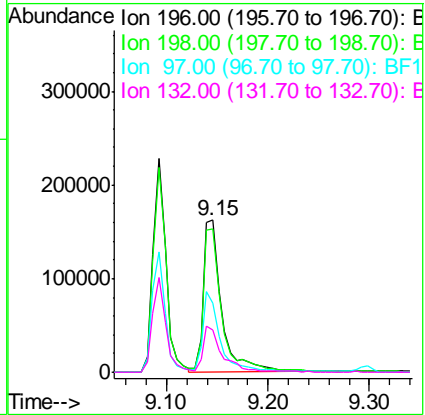
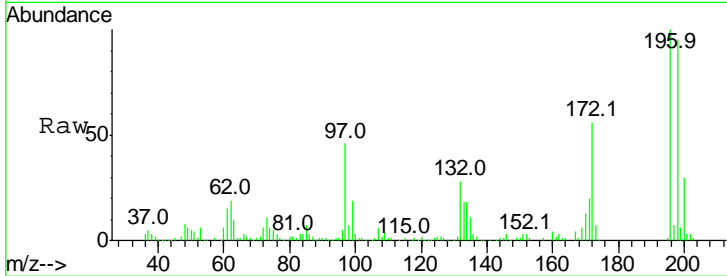




#43
 2,4,5-Trichlorophenol
 Concen: 36.897 ng
 RT: 9.15 min Scan# 1200
 Delta R.T. 0.01 min
 Lab File: BF101544.D
 Acq: 20 Dec 2017 2:16

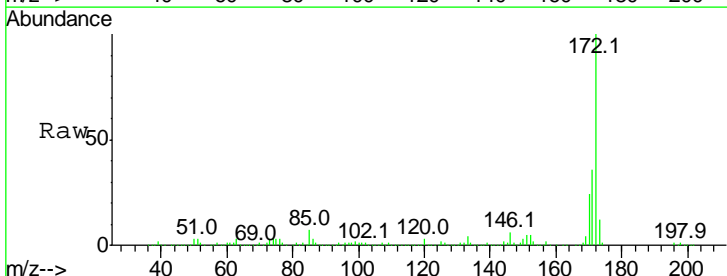
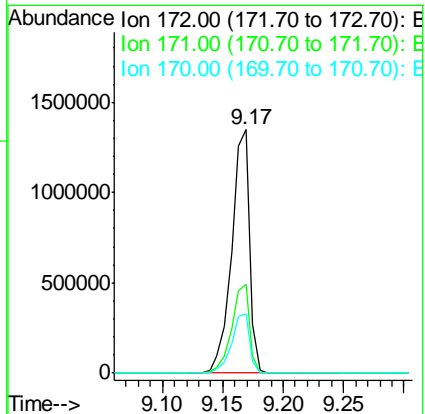
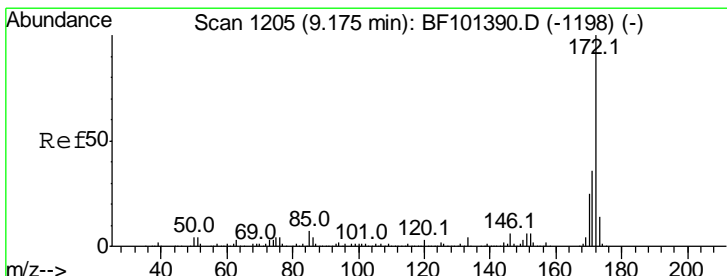
Instrument :
 BNA_F
ClientSampleId :
 PB105156BSD

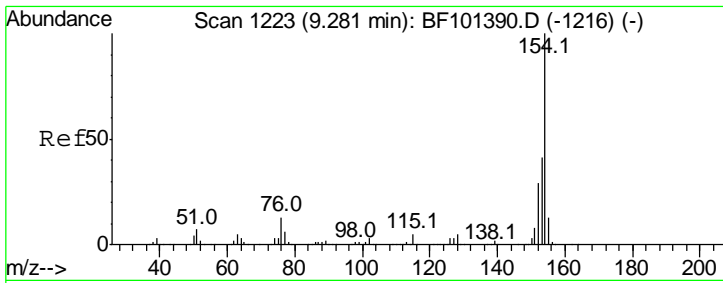
Tgt Ion	Resp	Lower	Upper
196	100		
198	94.9	74.6	112.0
97	45.9	42.9	64.3
132	27.6	26.3	39.5



#44
 2-Fluorobiphenyl
 Concen: 86.987 ng
 RT: 9.17 min Scan# 1204
 Delta R.T. 0.00 min
 Lab File: BF101544.D
 Acq: 20 Dec 2017 2:16

Tgt Ion	Resp	Lower	Upper
172	100		
171	36.3	29.7	44.5
170	24.3	19.6	29.4

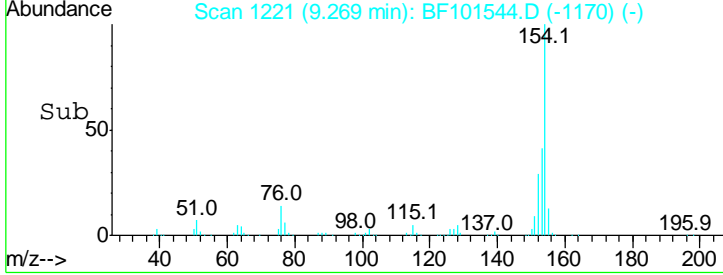
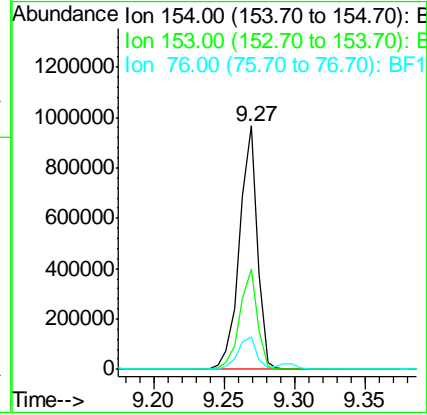
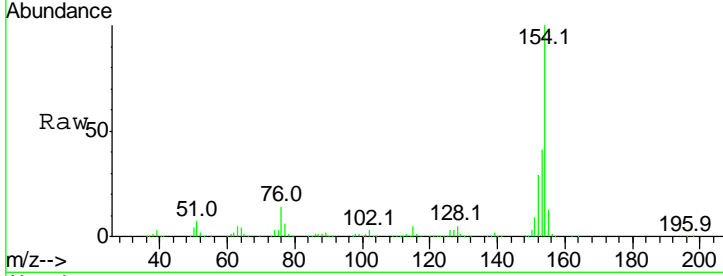




#45
 1,1'-Biphenyl
 Concen: 38.537 ng
 RT: 9.27 min Scan# 1221
 Delta R.T. 0.00 min
 Lab File: BF101544.D
 Acq: 20 Dec 2017 2:16

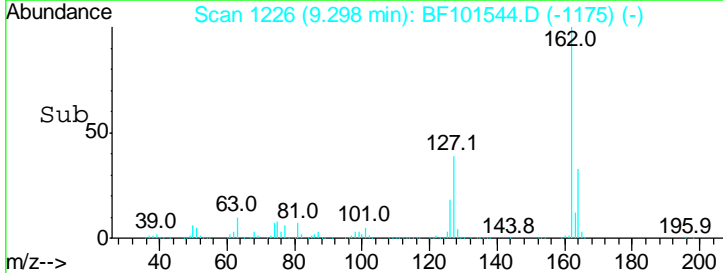
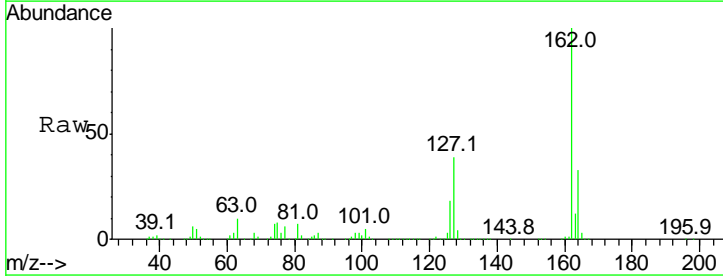
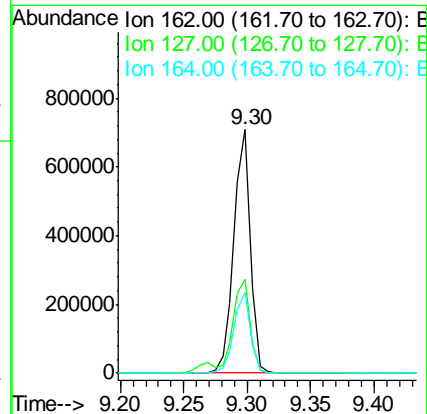
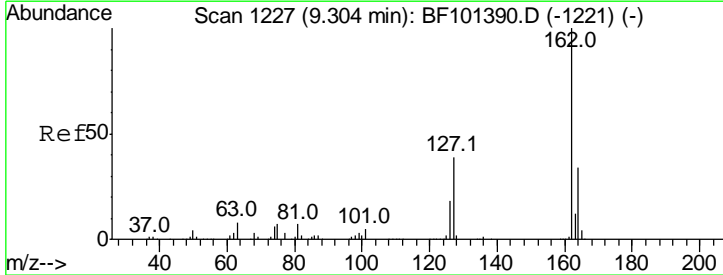
Instrument :
 BNA_F
ClientSampled :
 PB105156BSD

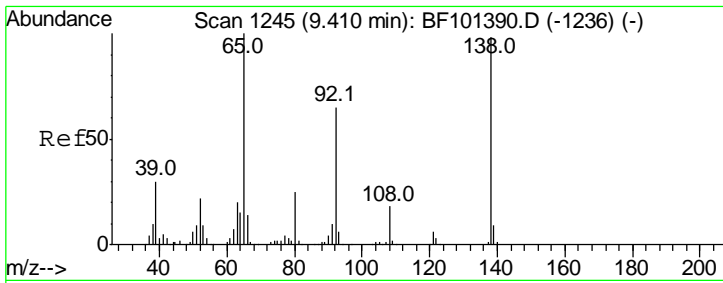
Tgt Ion	Resp	Lower	Upper
154	100		
153	41.3	21.3	61.3
76	13.5	0.0	34.0



#46
 2-Chloronaphthalene
 Concen: 37.798 ng
 RT: 9.30 min Scan# 1226
 Delta R.T. 0.00 min
 Lab File: BF101544.D
 Acq: 20 Dec 2017 2:16

Tgt Ion	Resp	Lower	Upper
162	100		
127	38.7	33.9	50.9
164	33.1	26.5	39.7

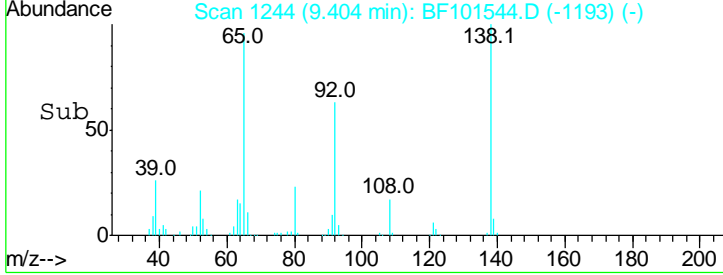
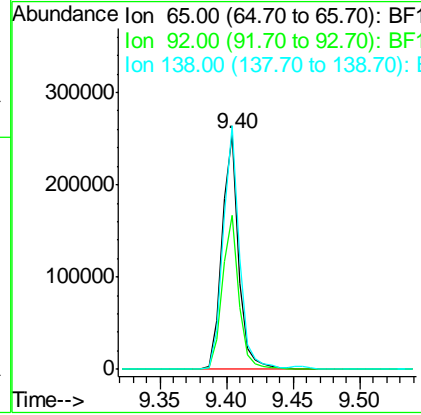
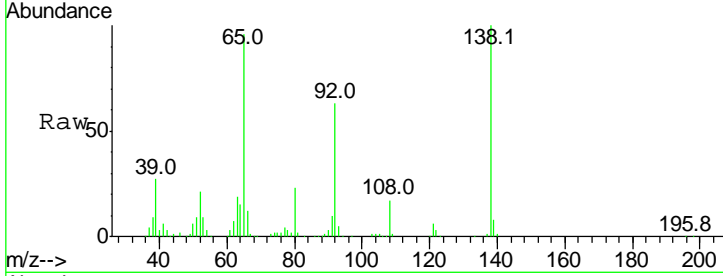




#47
 2-Nitroaniline
 Concen: 38.712 ng
 RT: 9.40 min Scan# 1244
 Delta R.T. 0.00 min
 Lab File: BF101544.D
 Acq: 20 Dec 2017 2:16

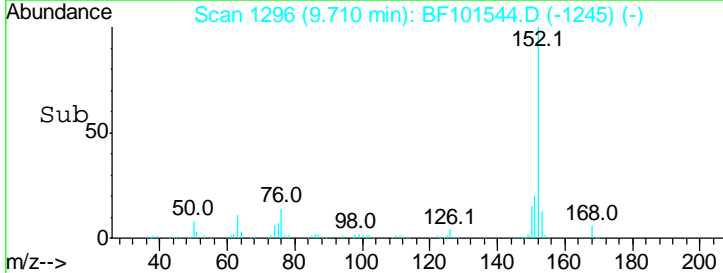
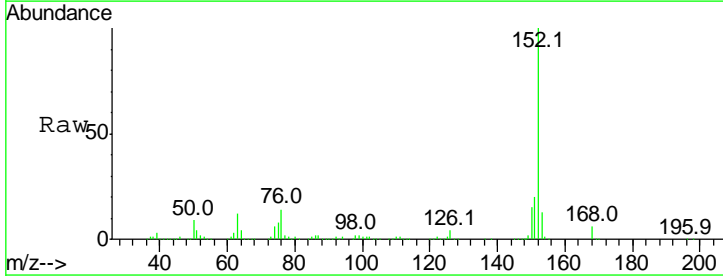
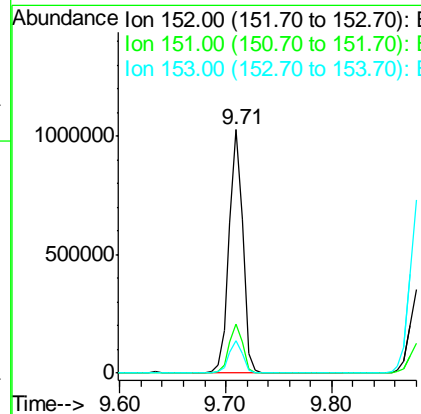
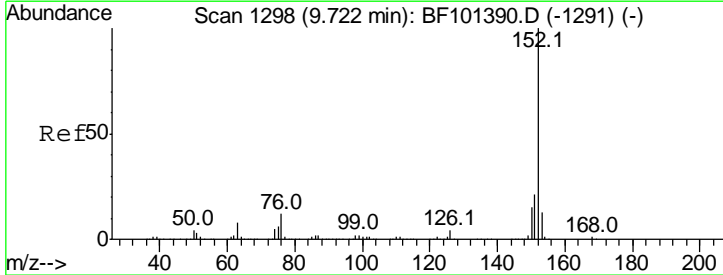
Instrument :
 BNA_F
 ClientSampleId :
 PB105156BSD

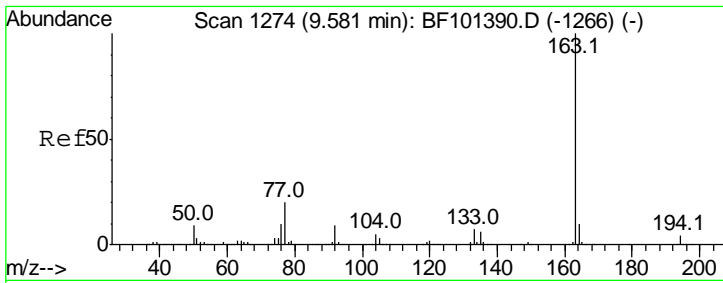
Tgt Ion	Resp	Lower	Upper
65	100		
92	65.8	55.8	83.6
138	103.7	91.2	136.8



#48
 Acenaphthylene
 Concen: 35.038 ng
 RT: 9.71 min Scan# 1296
 Delta R.T. 0.00 min
 Lab File: BF101544.D
 Acq: 20 Dec 2017 2:16

Tgt Ion	Resp	Lower	Upper
152	100		
151	20.4	16.3	24.5
153	13.1	10.7	16.1



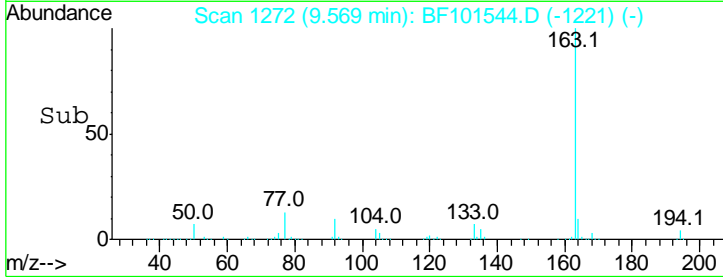
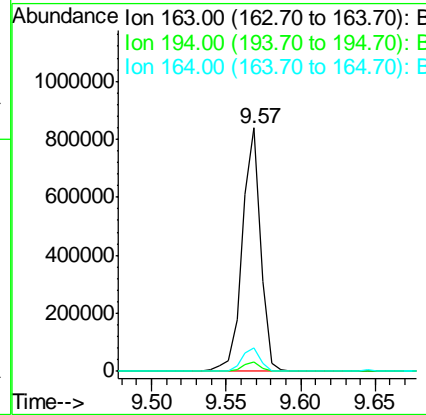
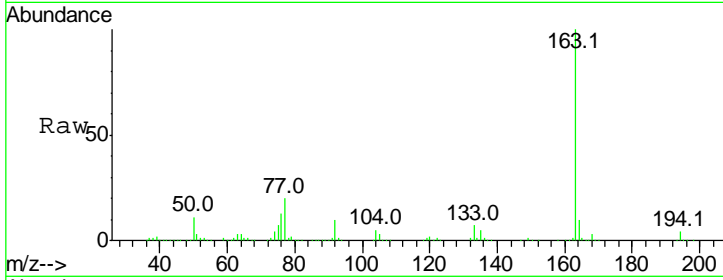


#49
 Dimethylphthalate
 Concen: 36.037 ng
 RT: 9.57 min Scan# 1272
 Delta R.T. 0.00 min
 Lab File: BF101544.D
 Acq: 20 Dec 2017 2:16

Instrument :
 BNA_F
ClientSampled :
 PB105156BSD

Tgt Ion:163 Resp: 719876

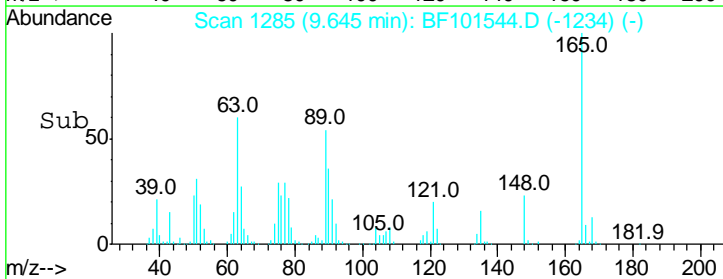
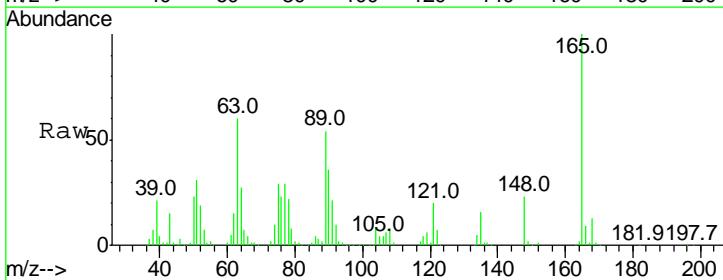
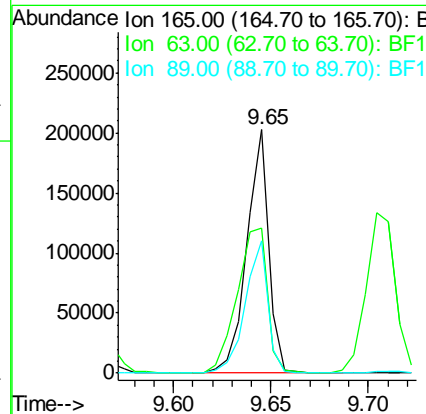
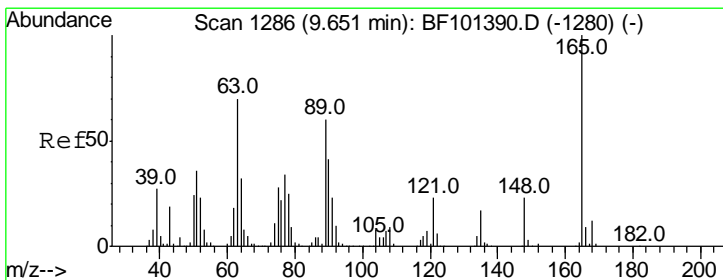
Ion	Ratio	Lower	Upper
163	100		
194	3.9	2.7	4.1
164	9.8	8.2	12.2

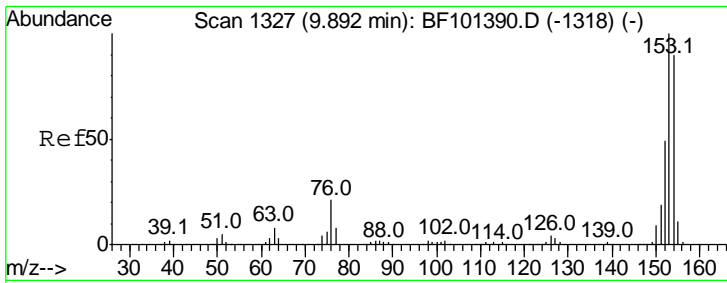


#50
 2,6-Dinitrotoluene
 Concen: 38.990 ng
 RT: 9.65 min Scan# 1285
 Delta R.T. 0.00 min
 Lab File: BF101544.D
 Acq: 20 Dec 2017 2:16

Tgt Ion:165 Resp: 158299

Ion	Ratio	Lower	Upper
165	100		
63	59.6	44.7	67.1
89	54.2	44.0	66.0

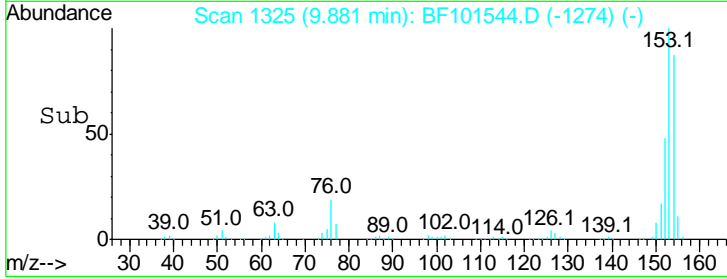
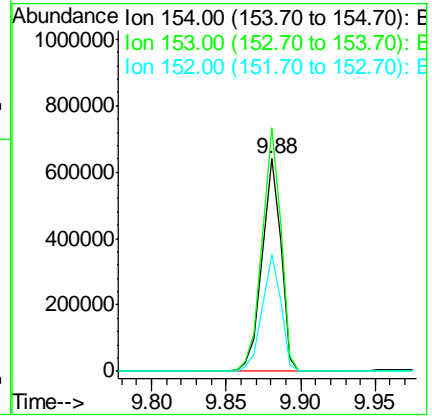
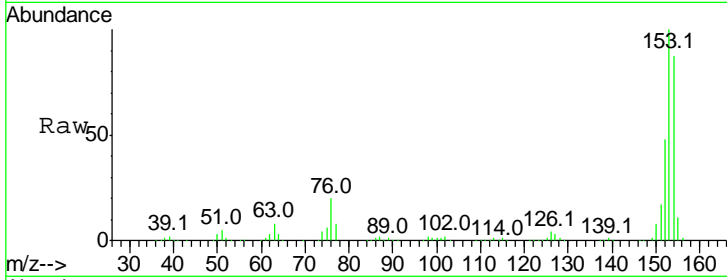




#51
 Acenaphthene
 Concen: 34.775 ng
 RT: 9.88 min Scan# 1325
 Delta R.T. 0.00 min
 Lab File: BF101544.D
 Acq: 20 Dec 2017 2:16

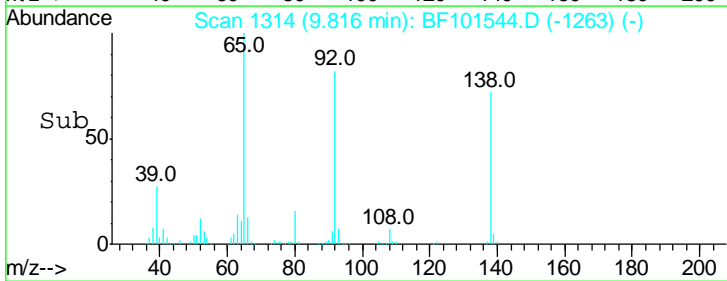
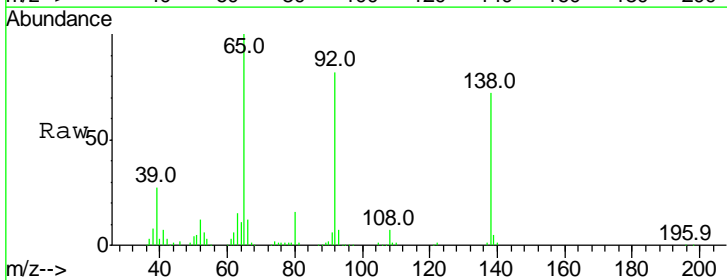
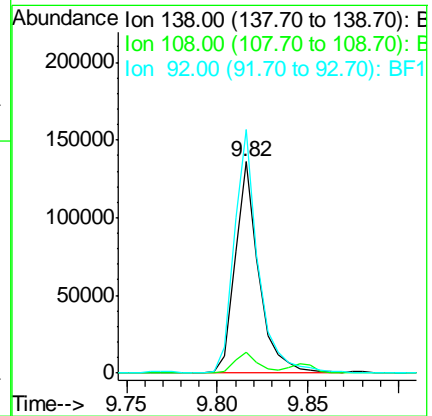
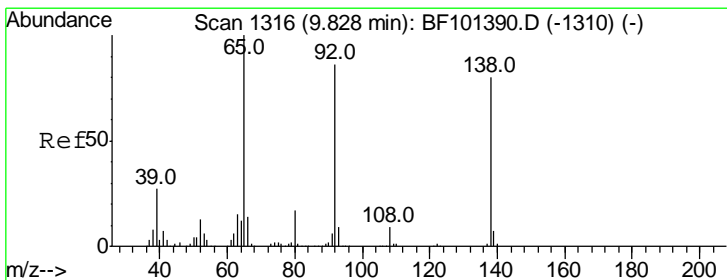
Instrument :
 BNA_F
 ClientSampleId :
 PB105156BSD

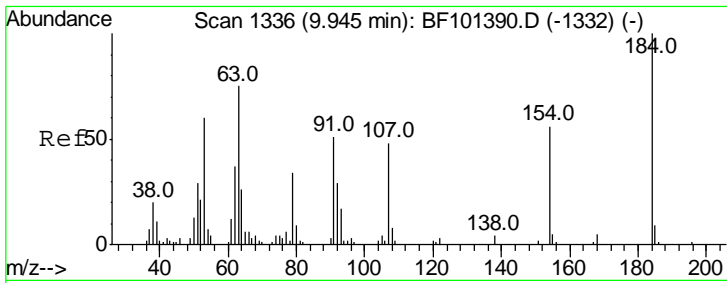
Tgt Ion	Resp	Lower	Upper
154	100		
153	114.6	91.2	136.8
152	55.0	43.8	65.8



#52
 3-Nitroaniline
 Concen: 24.412 ng
 RT: 9.82 min Scan# 1314
 Delta R.T. 0.00 min
 Lab File: BF101544.D
 Acq: 20 Dec 2017 2:16

Tgt Ion	Resp	Lower	Upper
138	100		
108	10.2	9.4	14.0
92	115.1	89.4	134.2

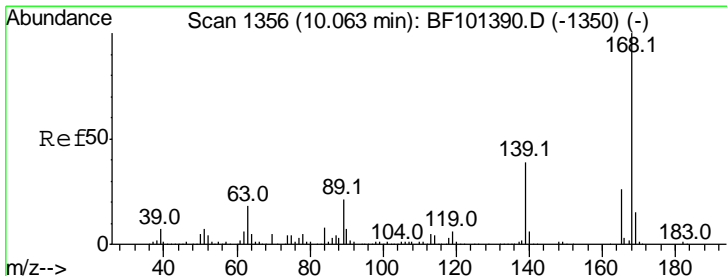
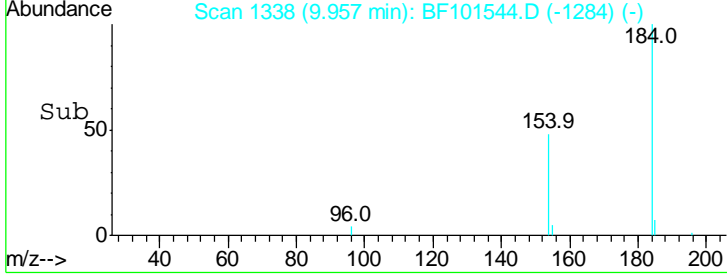
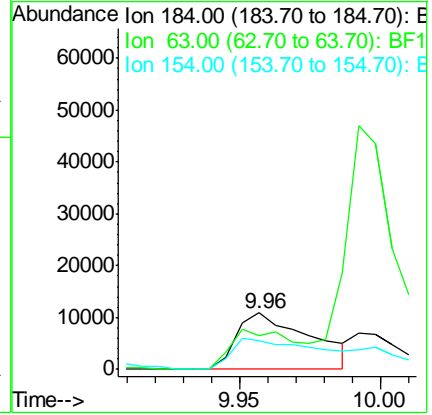
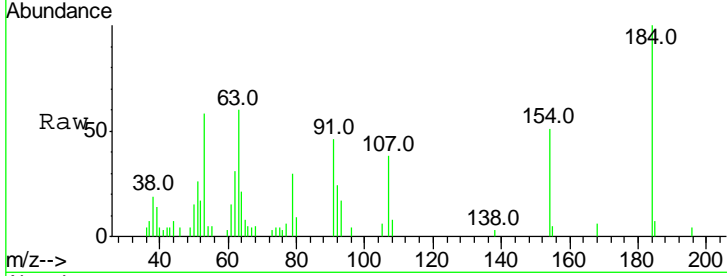




#53
 2,4-Dinitrophenol
 Concen: 22.403 ng
 RT: 9.96 min Scan# 1338
 Delta R.T. 0.02 min
 Lab File: BF101544.D
 Acq: 20 Dec 2017 2:16

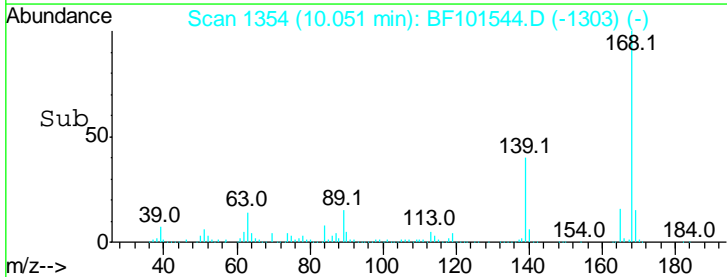
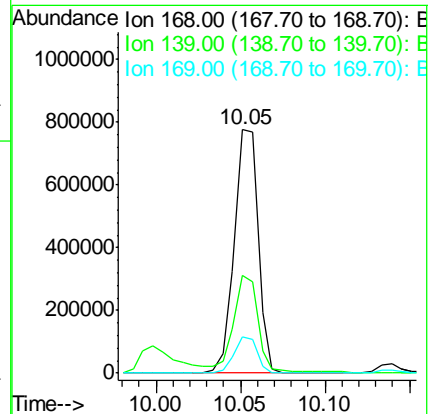
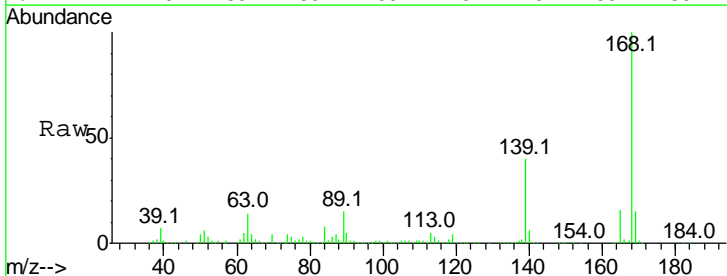
Instrument :
 BNA_F
 ClientSampleId :
 PB105156BSD

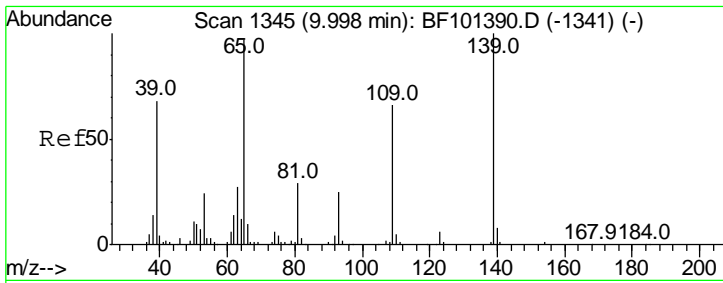
Tgt Ion	Resp	Lower	Upper
184	19616		
63	59.9	54.2	81.2
154	50.9	184.0	276.0#



#54
 Dibenzofuran
 Concen: 37.493 ng
 RT: 10.05 min Scan# 1354
 Delta R.T. 0.00 min
 Lab File: BF101544.D
 Acq: 20 Dec 2017 2:16

Tgt Ion	Resp	Lower	Upper
168	761961		
139	40.1	30.1	45.1
169	15.1	10.9	16.3

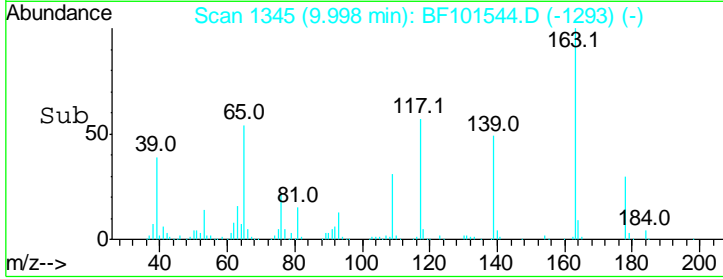
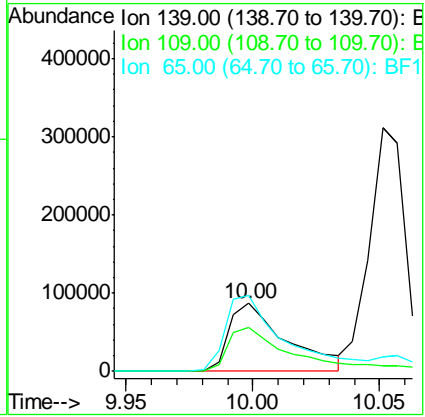
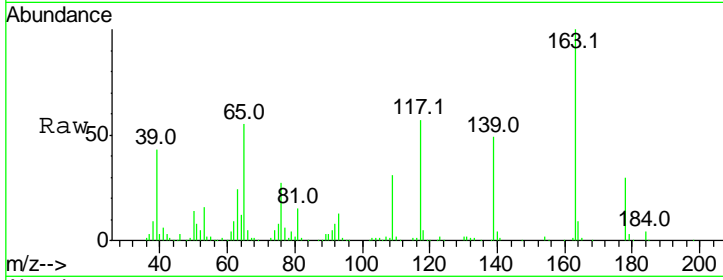




#55
 4-Nitrophenol
 Concen: 61.464 ng
 RT: 10.00 min Scan# 1345
 Delta R.T. 0.01 min
 Lab File: BF101544.D
 Acq: 20 Dec 2017 2:16

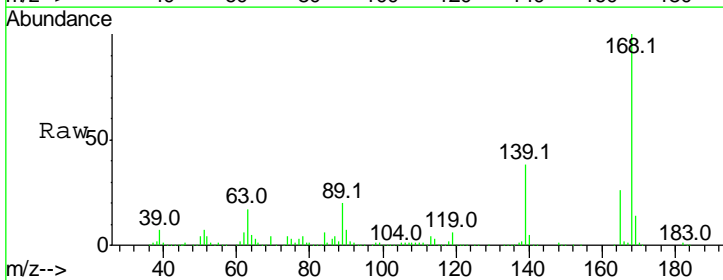
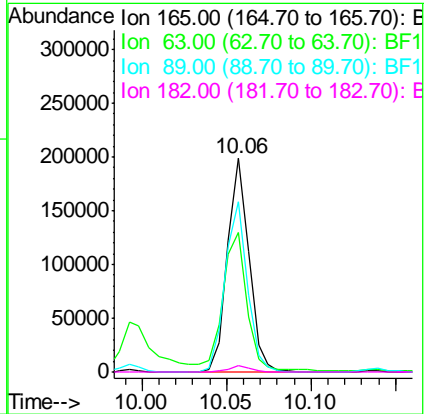
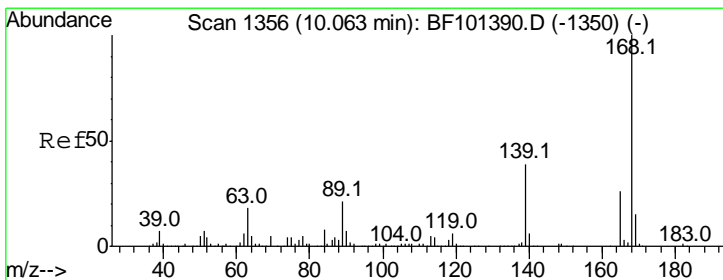
Instrument :
 BNA_F
 ClientSampled :
 PB105156BSD

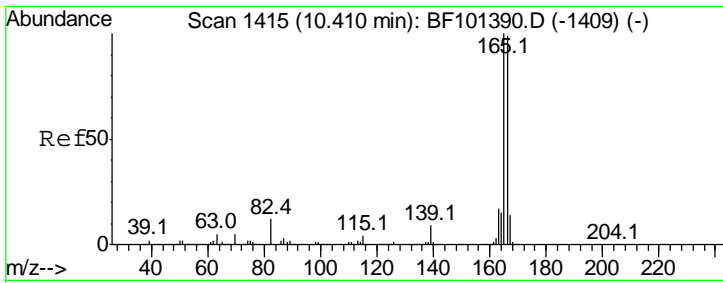
Tgt Ion	Resp	Lower	Upper
139	100		
109	64.6	48.4	88.4
65	112.1	72.6	112.6



#56
 2,4-Dinitrotoluene
 Concen: 38.542 ng
 RT: 10.06 min Scan# 1355
 Delta R.T. 0.00 min
 Lab File: BF101544.D
 Acq: 20 Dec 2017 2:16

Tgt Ion	Resp	Lower	Upper
165	100		
63	65.5	36.4	54.6#
89	79.5	57.8	86.6
182	2.8	1.6	2.4#

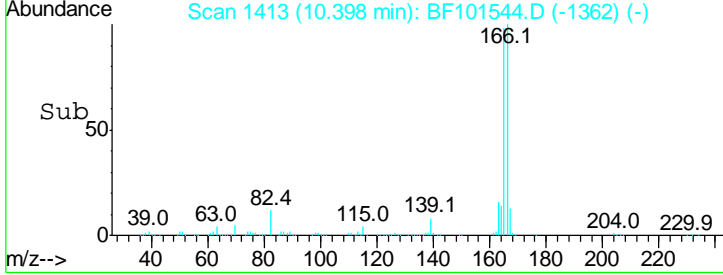
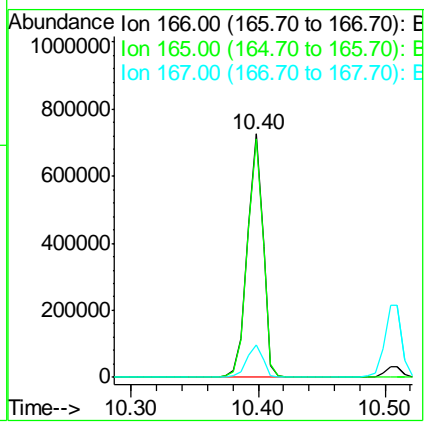
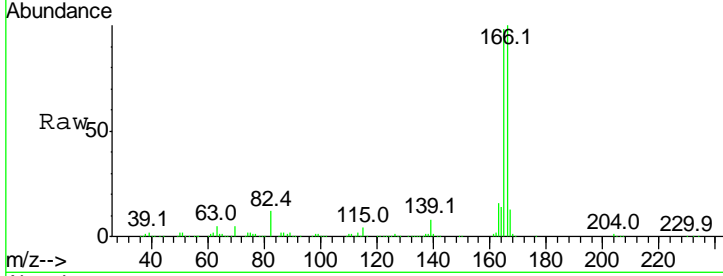




#57
 Fluorene
 Concen: 36.005 ng
 RT: 10.40 min Scan# 1413
 Delta R.T. 0.00 min
 Lab File: BF101544.D
 Acq: 20 Dec 2017 2:16

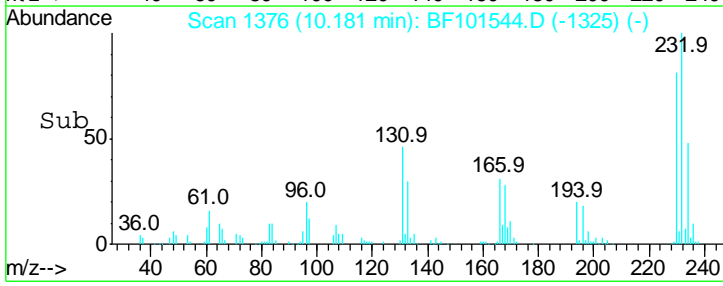
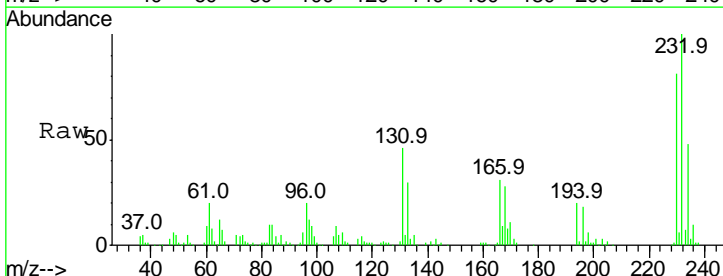
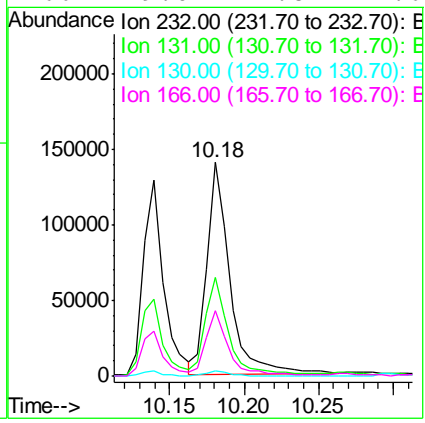
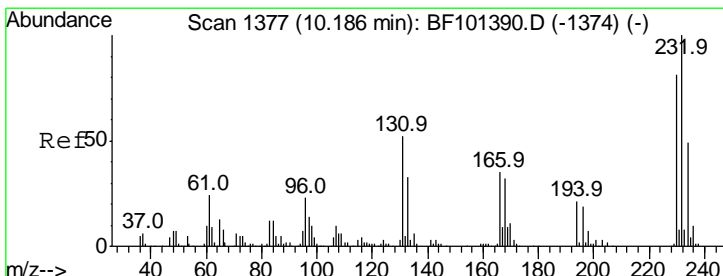
Instrument :
 BNA_F
 ClientSampleID :
 PB105156BSD

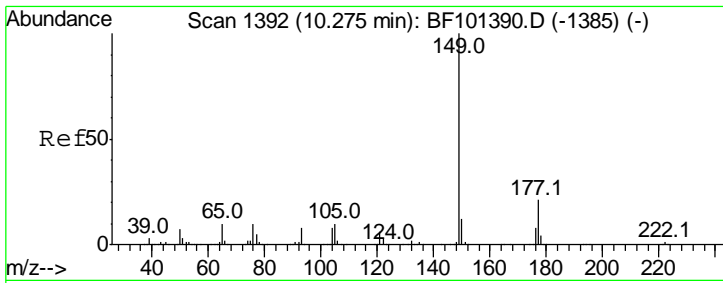
Tgt Ion	Resp	Lower	Upper
166	100		
165	98.1	79.8	119.8
167	13.4	10.6	16.0



#58
 2,3,4,6-Tetrachlorophenol
 Concen: 37.725 ng
 RT: 10.18 min Scan# 1376
 Delta R.T. 0.00 min
 Lab File: BF101544.D
 Acq: 20 Dec 2017 2:16

Tgt Ion	Resp	Lower	Upper
232	100		
131	44.3	43.8	65.8
130	2.3	2.1	3.1
166	29.0	27.8	41.6

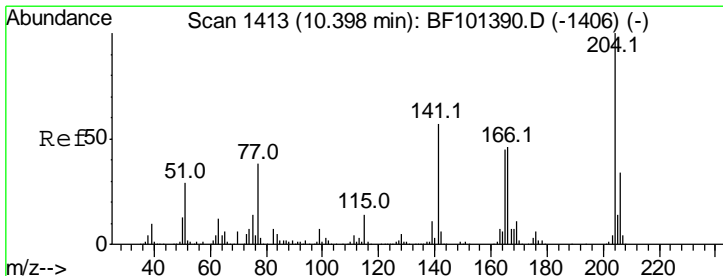
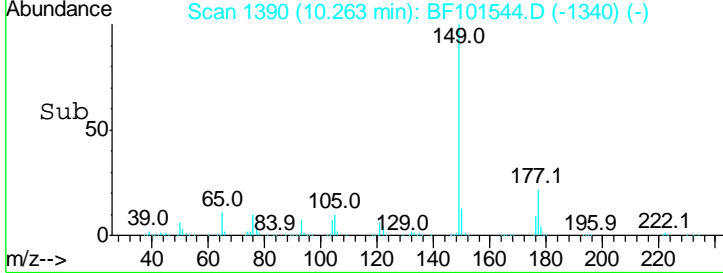
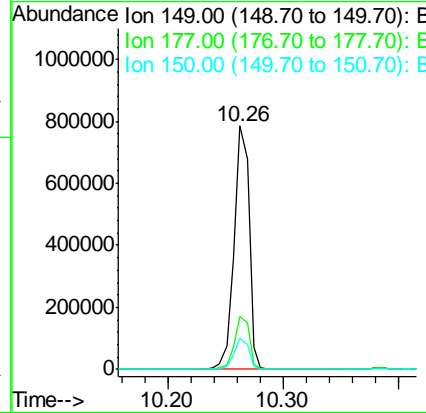
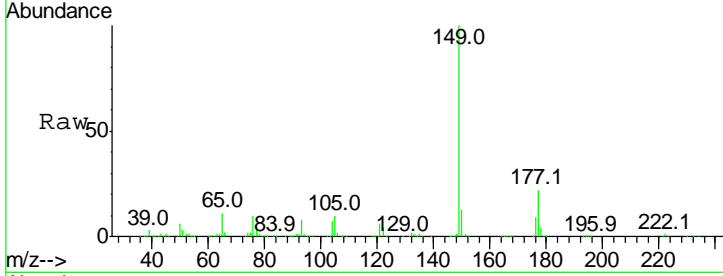




#59
 Diethylphthalate
 Concen: 35.776 ng
 RT: 10.26 min Scan# 1390
 Delta R.T. -0.01 min
 Lab File: BF101544.D
 Acq: 20 Dec 2017 2:16

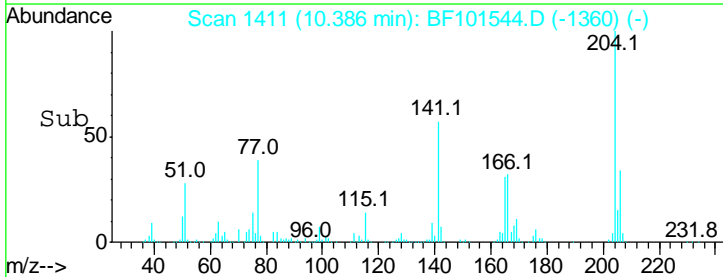
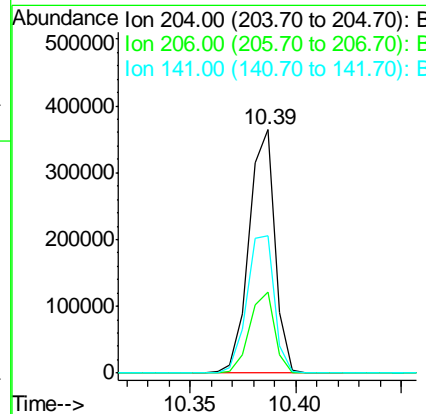
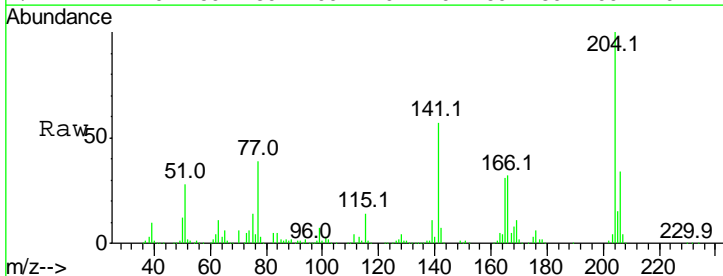
Instrument :
 BNA_F
 ClientSampled :
 PB105156BSD

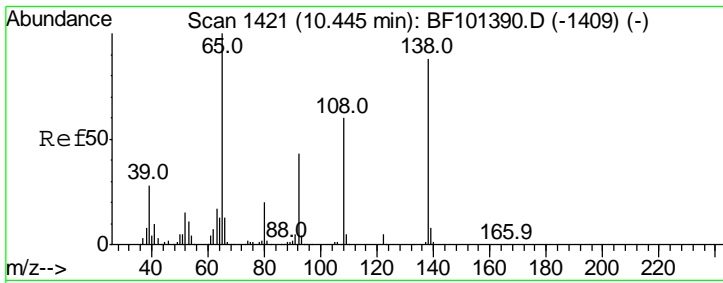
Tgt Ion	Resp	Lower	Upper
149	100		
177	21.9	16.1	24.1
150	12.9	10.1	15.1



#60
 4-Chlorophenyl-phenylether
 Concen: 37.688 ng
 RT: 10.39 min Scan# 1411
 Delta R.T. 0.00 min
 Lab File: BF101544.D
 Acq: 20 Dec 2017 2:16

Tgt Ion	Resp	Lower	Upper
204	100		
206	33.5	26.5	39.7
141	56.7	54.6	81.8

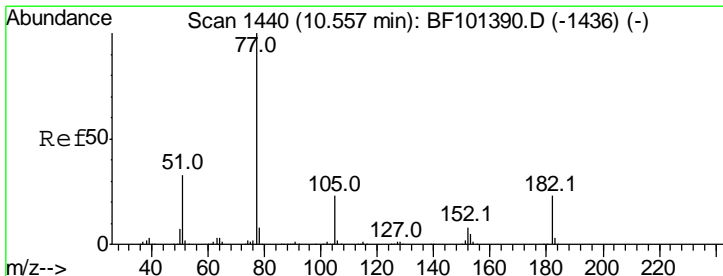
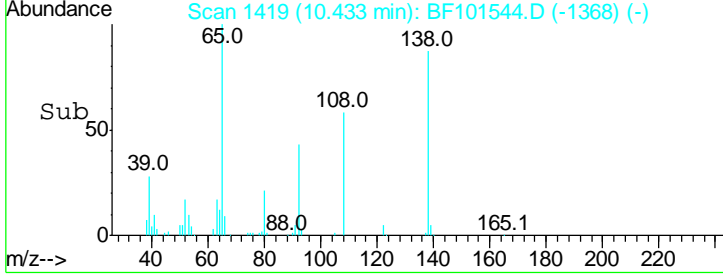
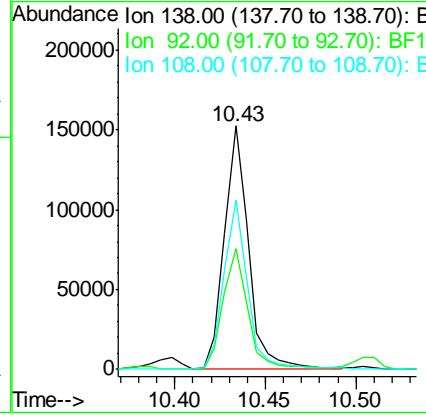
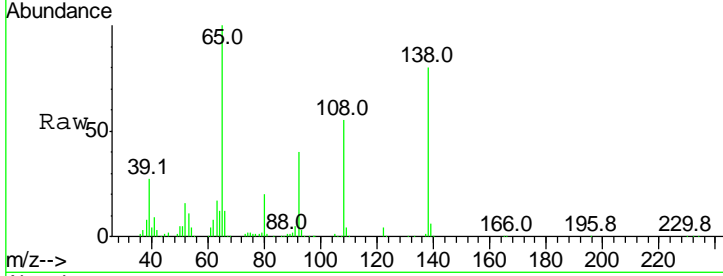




#61
 4-Nitroaniline
 Concen: 27.706 ng
 RT: 10.43 min Scan# 1419
 Delta R.T. 0.00 min
 Lab File: BF101544.D
 Acq: 20 Dec 2017 2:16

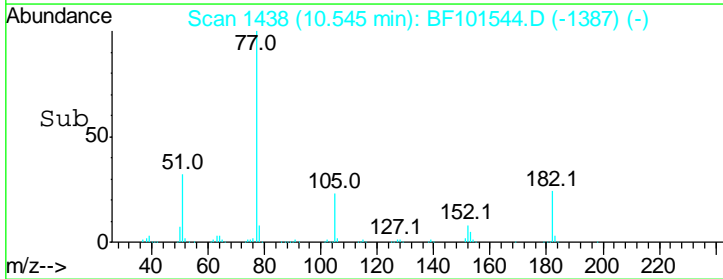
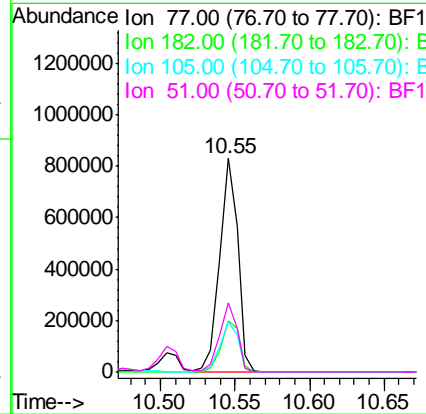
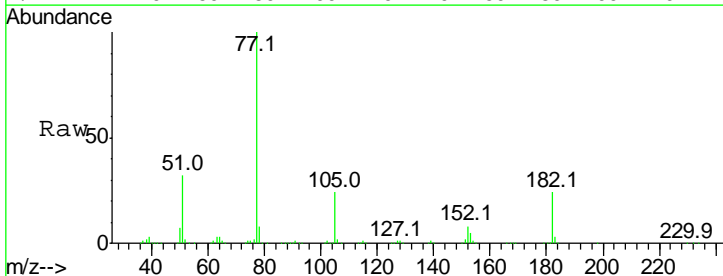
Instrument :
 BNA_F
 ClientSampled :
 PB105156BSD

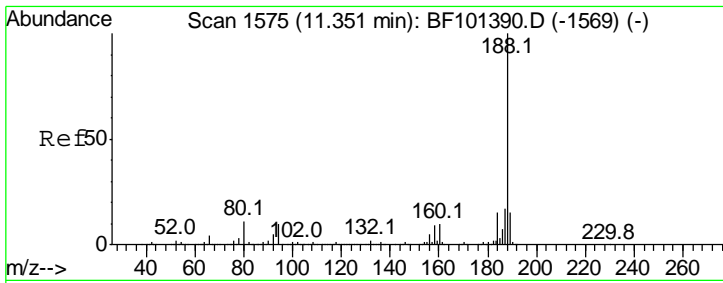
Tgt Ion	Resp	Lower	Upper
138	140967		
92	49.8	30.2	70.2
108	69.6	52.5	92.5



#62
 Azobenzene
 Concen: 34.317 ng
 RT: 10.55 min Scan# 1438
 Delta R.T. 0.00 min
 Lab File: BF101544.D
 Acq: 20 Dec 2017 2:16

Tgt Ion	Resp	Lower	Upper
77	703242		
182	24.0	1.7	41.7
105	23.6	3.0	43.0
51	32.2	9.9	49.9

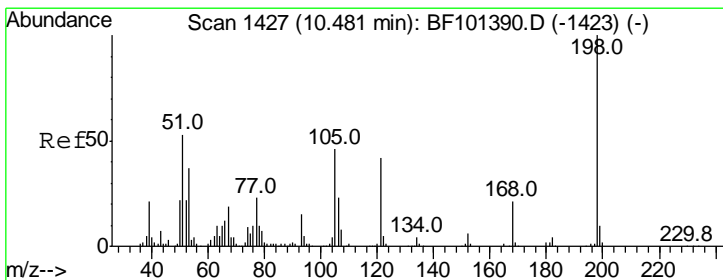
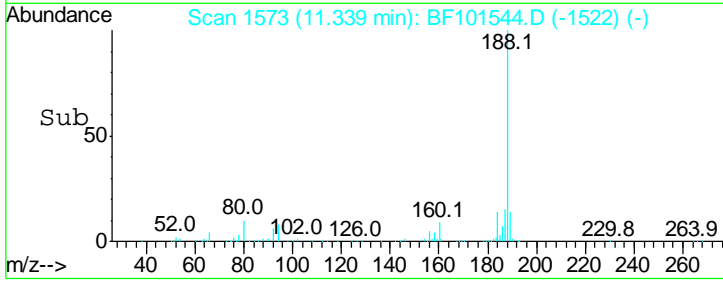
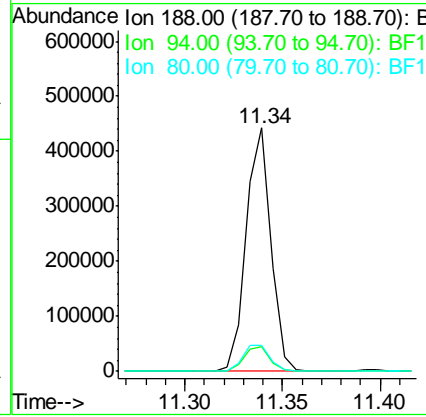
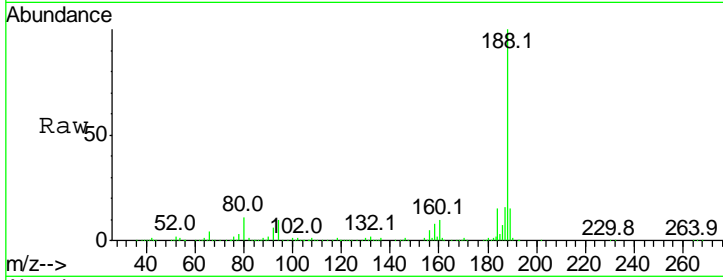




#63
 Phenanthrene-d10
 Concen: 20.000 ng
 RT: 11.34 min Scan# 1573
 Delta R.T. 0.00 min
 Lab File: BF101544.D
 Acq: 20 Dec 2017 2:16

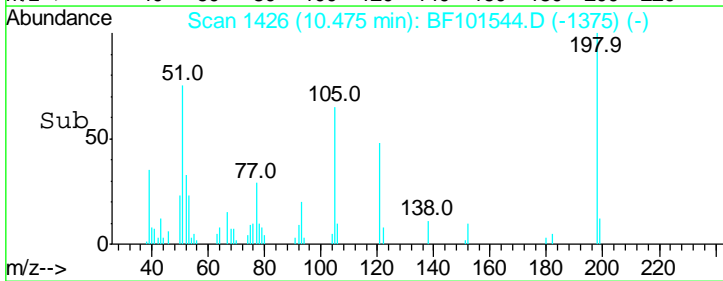
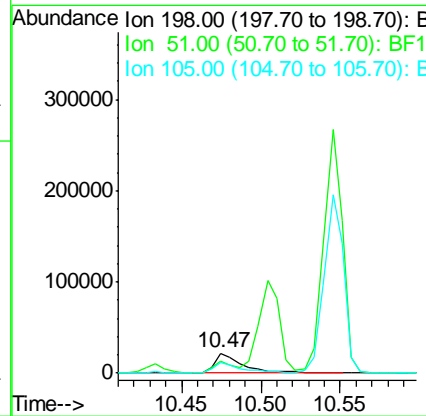
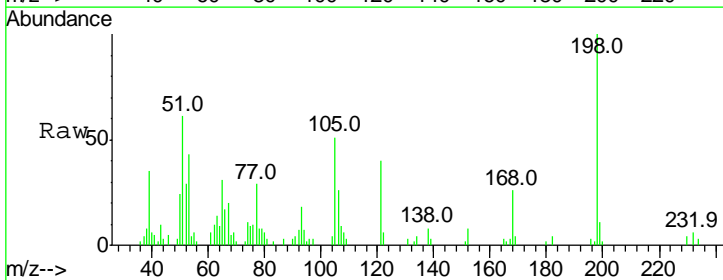
Instrument :
 BNA_F
 ClientSampleId :
 PB105156BSD

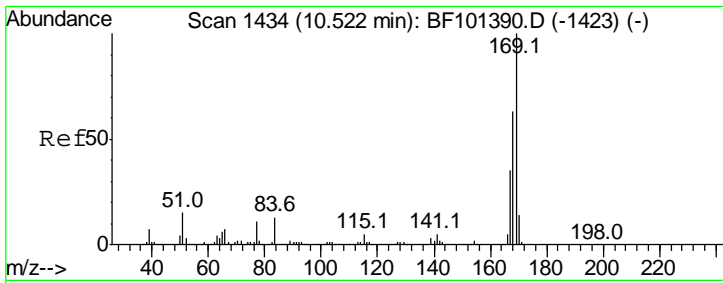
Tgt Ion	Resp	Lower	Upper
188	100		
94	10.2	8.5	12.7
80	10.6	9.2	13.8



#64
 4,6-Dinitro-2-methylphenol
 Concen: 13.656 ng
 RT: 10.47 min Scan# 1426
 Delta R.T. 0.00 min
 Lab File: BF101544.D
 Acq: 20 Dec 2017 2:16

Tgt Ion	Resp	Lower	Upper
198	100		
51	61.1	37.7	77.7
105	51.1	36.3	76.3

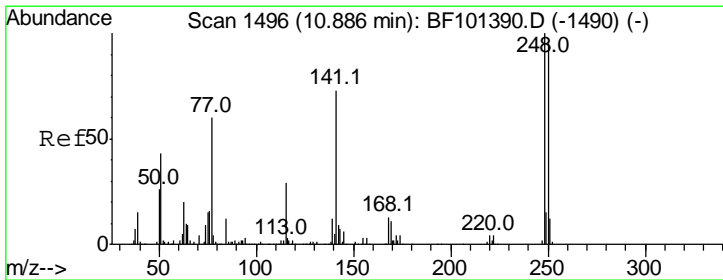
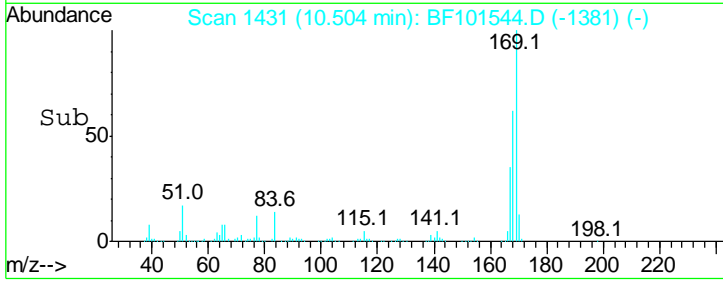
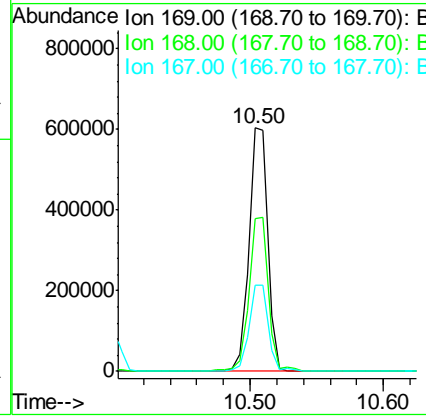
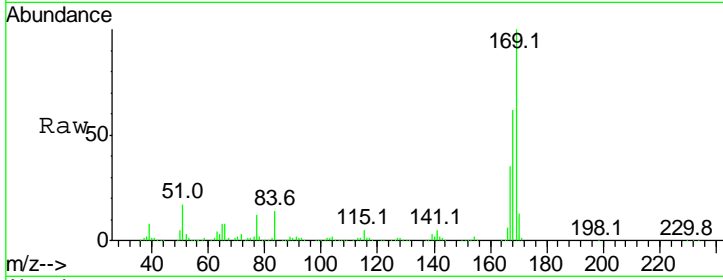




#65
 n-Nitrosodiphenylamine
 Concen: 40.501 ng
 RT: 10.50 min Scan# 1431
 Delta R.T. -0.01 min
 Lab File: BF101544.D
 Acq: 20 Dec 2017 2:16

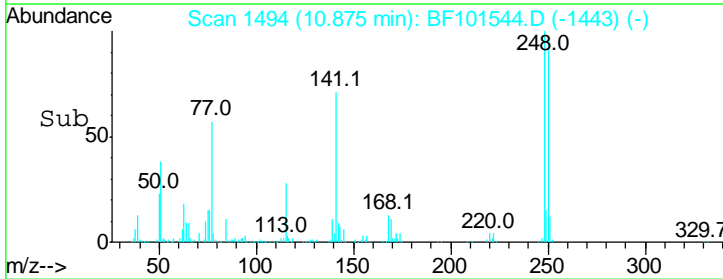
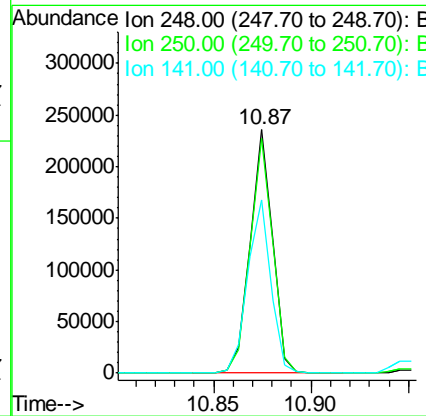
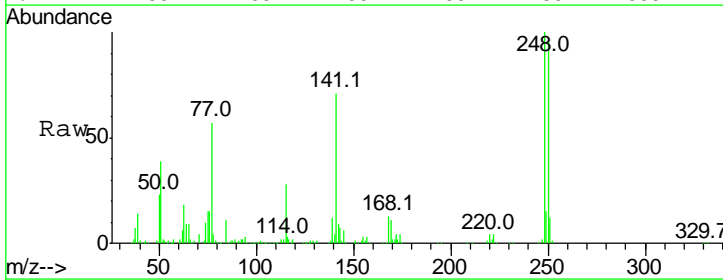
Instrument :
 BNA_F
ClientSampleId :
 PB105156BSD

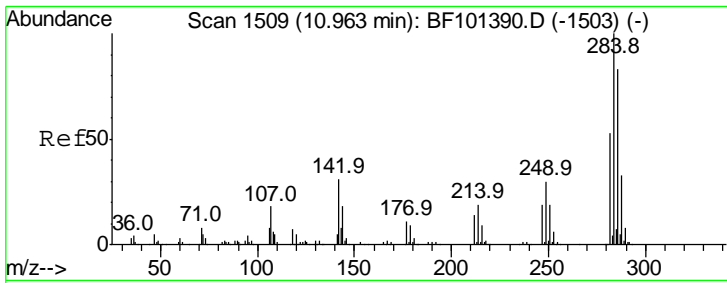
Tgt Ion	Resp	Lower	Upper
169	100		
168	62.5	54.4	81.6
167	35.4	29.8	44.6



#66
 4-Bromophenyl-phenylether
 Concen: 43.142 ng
 RT: 10.87 min Scan# 1494
 Delta R.T. 0.00 min
 Lab File: BF101544.D
 Acq: 20 Dec 2017 2:16

Tgt Ion	Resp	Lower	Upper
248	100		
250	96.3	76.9	115.3
141	71.1	74.4	111.6

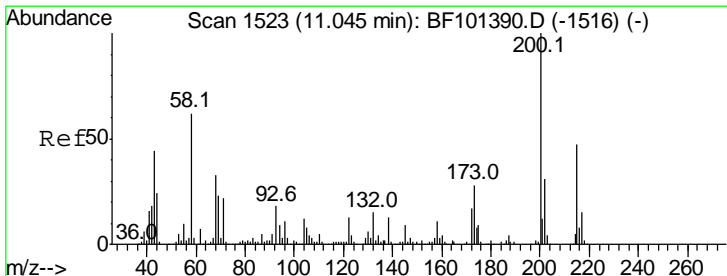
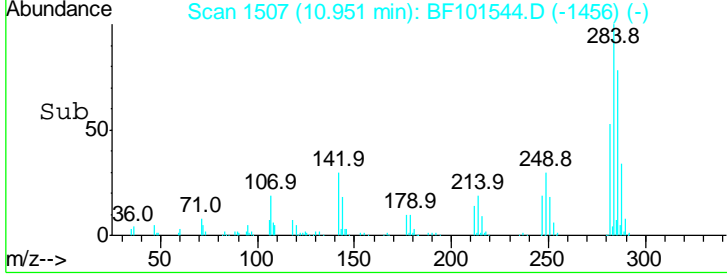
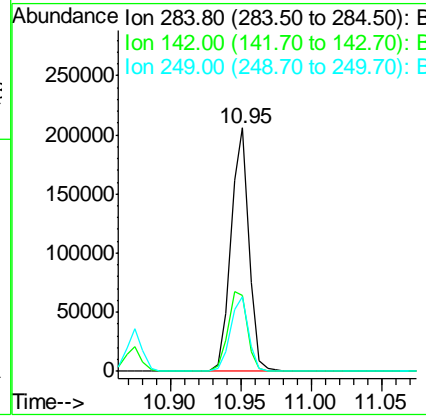
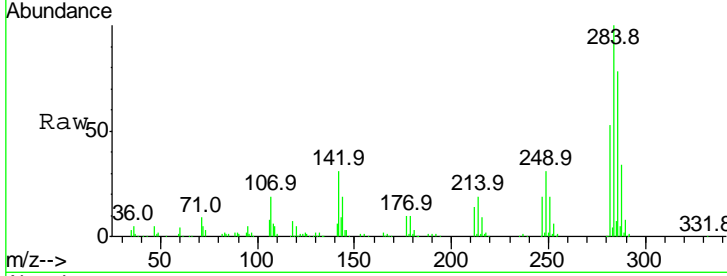




#67
 Hexachlorobenzene
 Concen: 39.237 ng
 RT: 10.95 min Scan# 1507
 Delta R.T. 0.00 min
 Lab File: BF101544.D
 Acq: 20 Dec 2017 2:16

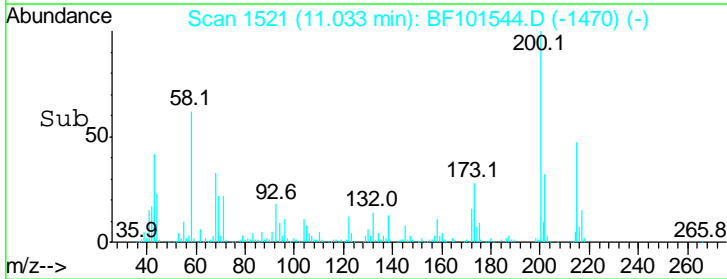
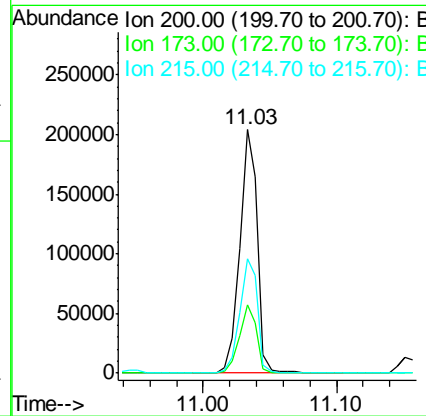
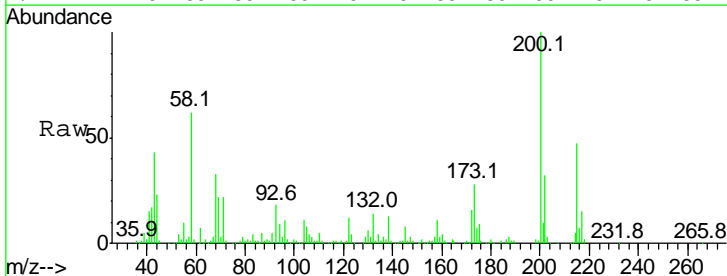
Instrument : BNA_F
 ClientSampleID : PB105156BSD

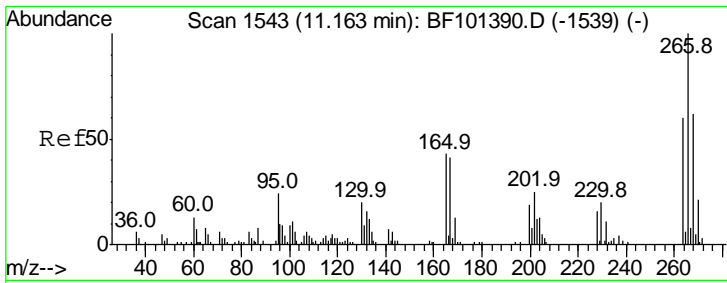
Tgt Ion	Resp	Lower	Upper
284	100		
142	31.1	34.6	52.0#
249	30.7	24.8	37.2



#68
 Atrazine
 Concen: 43.859 ng
 RT: 11.03 min Scan# 1521
 Delta R.T. 0.00 min
 Lab File: BF101544.D
 Acq: 20 Dec 2017 2:16

Tgt Ion	Resp	Lower	Upper
200	100		
173	27.9	8.6	48.6
215	46.8	25.1	65.1

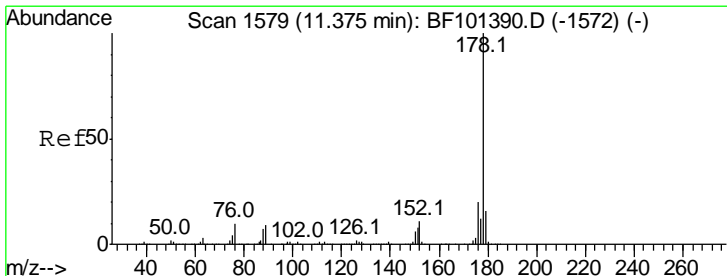
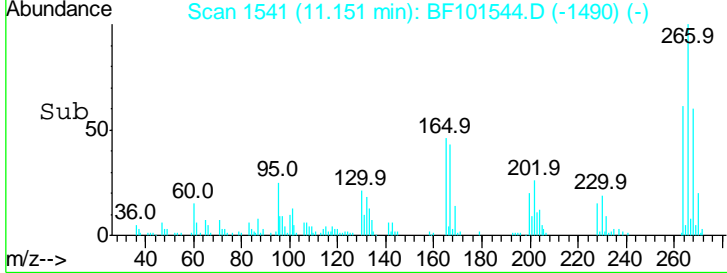
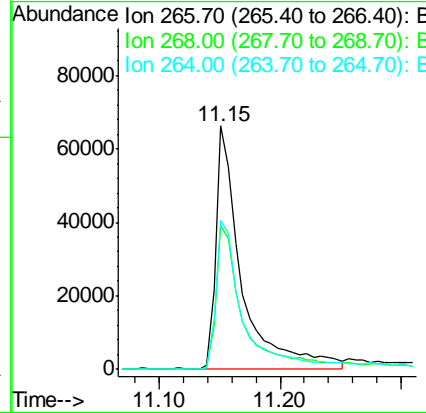
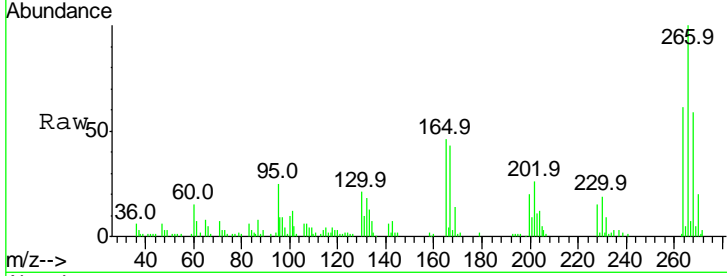




#69
 Pentachlorophenol
 Concen: 56.730 ng
 RT: 11.15 min Scan# 1541
 Delta R.T. 0.00 min
 Lab File: BF101544.D
 Acq: 20 Dec 2017 2:16

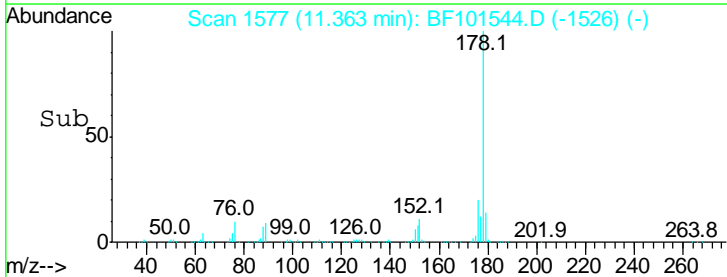
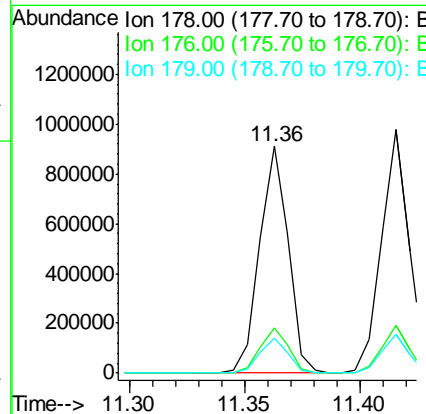
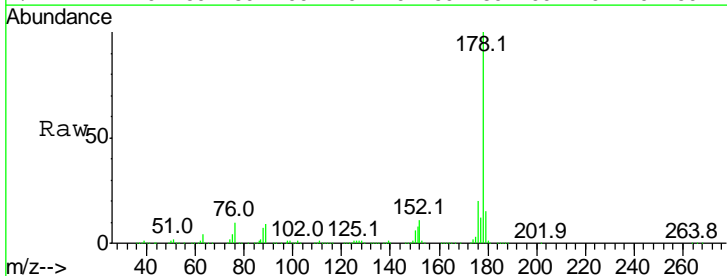
Instrument :
 BNA_F
 ClientSampleId :
 PB105156BSD

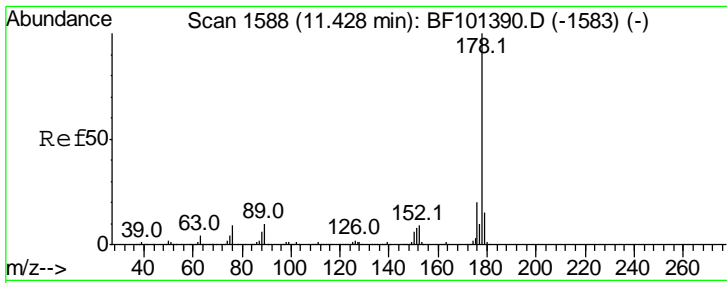
Tgt Ion	Resp	Lower	Upper
266	100		
268	59.3	51.1	76.7
264	61.2	49.5	74.3



#70
 Phenanthrene
 Concen: 36.736 ng
 RT: 11.36 min Scan# 1577
 Delta R.T. 0.00 min
 Lab File: BF101544.D
 Acq: 20 Dec 2017 2:16

Tgt Ion	Resp	Lower	Upper
178	100		
176	20.0	15.8	23.8
179	15.4	13.0	19.6

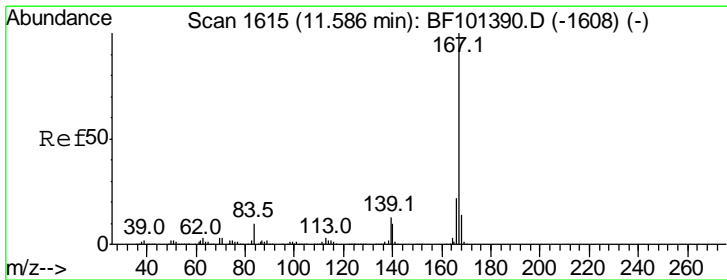
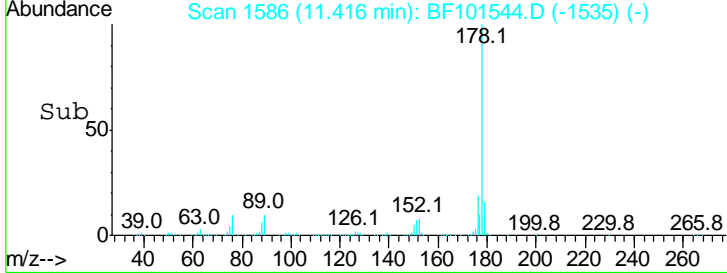
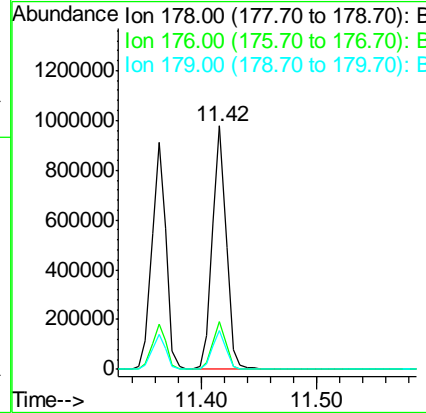
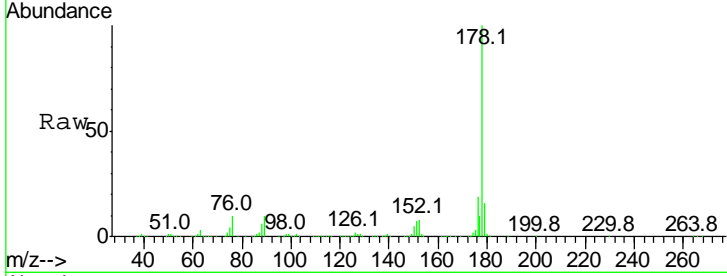




#71
 Anthracene
 Concen: 37.173 ng
 RT: 11.42 min Scan# 1586
 Delta R.T. 0.00 min
 Lab File: BF101544.D
 Acq: 20 Dec 2017 2:16

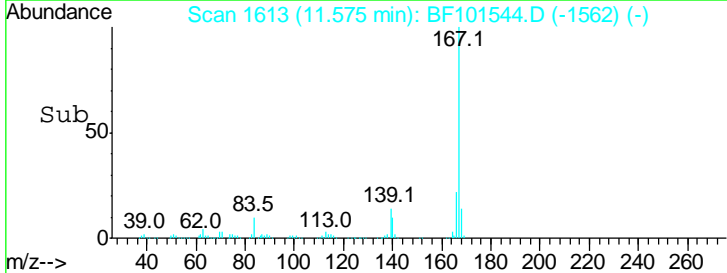
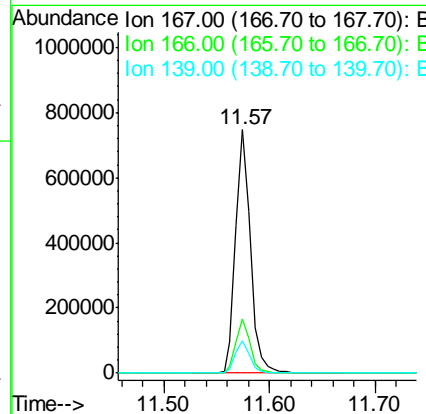
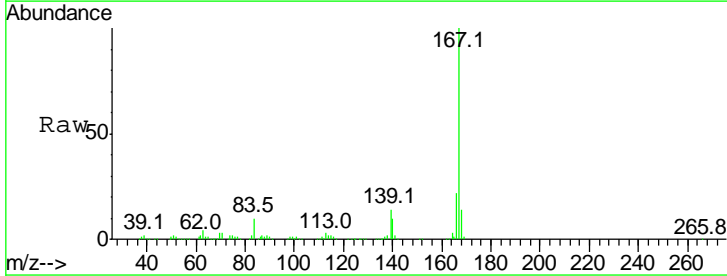
Instrument : BNA_F
 ClientSampleId : PB105156BSD

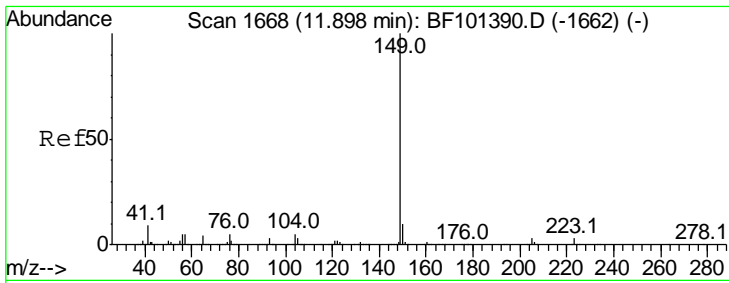
Tgt Ion	Resp	Lower	Upper
178	100		
176	19.5	15.4	23.2
179	15.7	12.6	19.0



#72
 Carbazole
 Concen: 34.880 ng
 RT: 11.57 min Scan# 1613
 Delta R.T. 0.00 min
 Lab File: BF101544.D
 Acq: 20 Dec 2017 2:16

Tgt Ion	Resp	Lower	Upper
167	100		
166	22.1	17.6	26.4
139	13.6	10.9	16.3



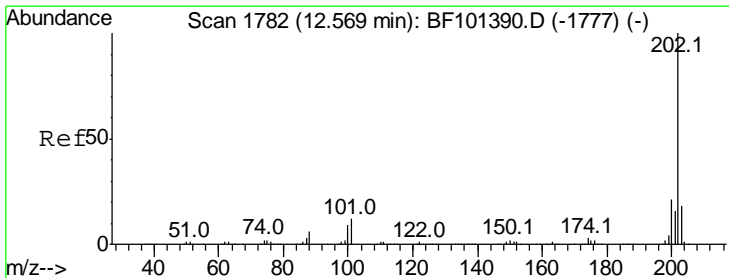
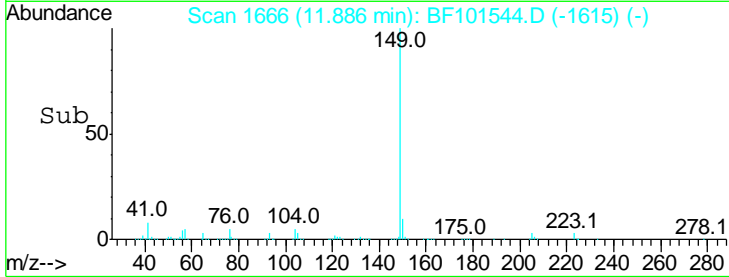
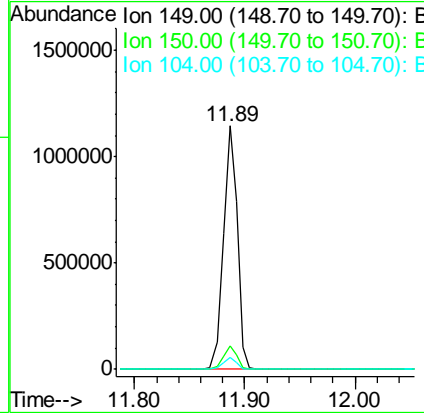
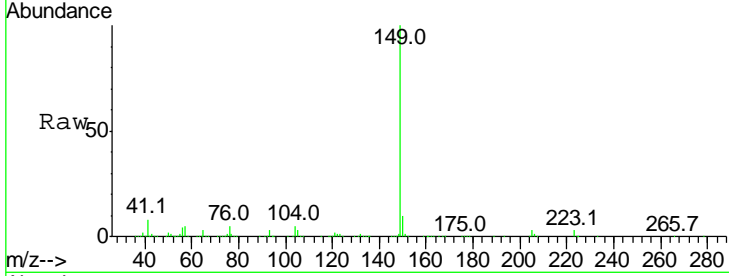


#73
 Di-n-butylphthalate
 Concen: 40.074 ng
 RT: 11.89 min Scan# 1666
 Delta R.T. 0.00 min
 Lab File: BF101544.D
 Acq: 20 Dec 2017 2:16

Instrument :
 BNA_F
 ClientSampleId :
 PB105156BSD

Tgt Ion:149 Resp: 1003373

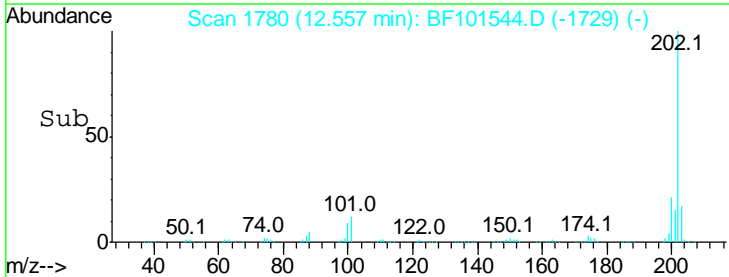
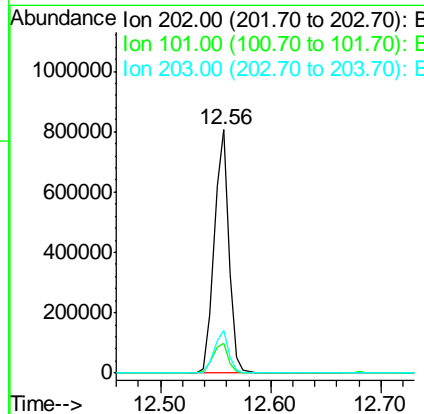
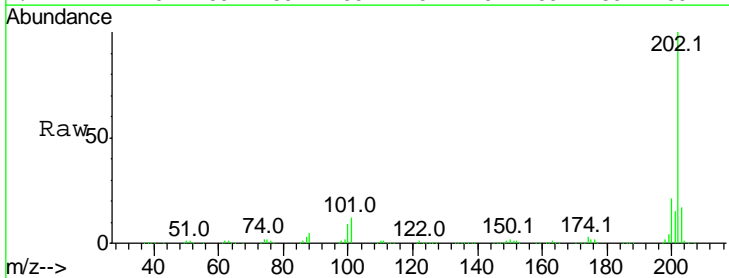
Ion	Ratio	Lower	Upper
149	100		
150	9.6	7.8	11.6
104	4.9	3.8	5.8

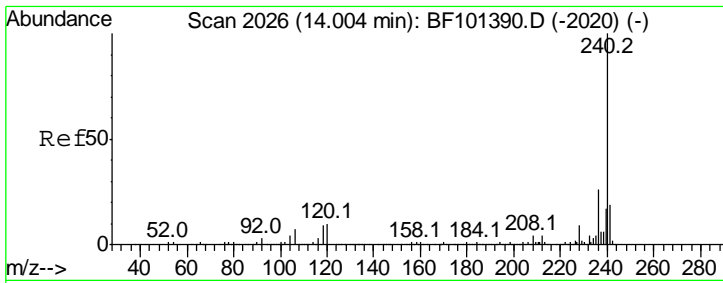


#74
 Fluoranthene
 Concen: 31.916 ng
 RT: 12.56 min Scan# 1780
 Delta R.T. 0.00 min
 Lab File: BF101544.D
 Acq: 20 Dec 2017 2:16

Tgt Ion:202 Resp: 722628

Ion	Ratio	Lower	Upper
202	100		
101	12.2	0.0	34.1
203	17.3	0.0	38.1

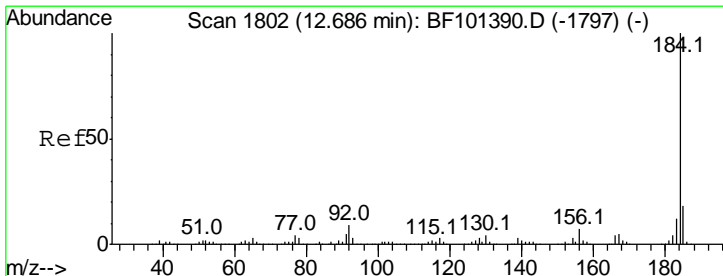
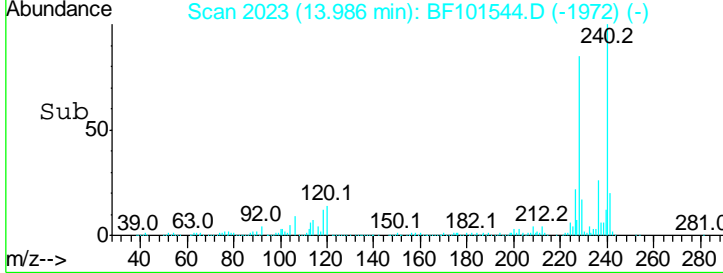
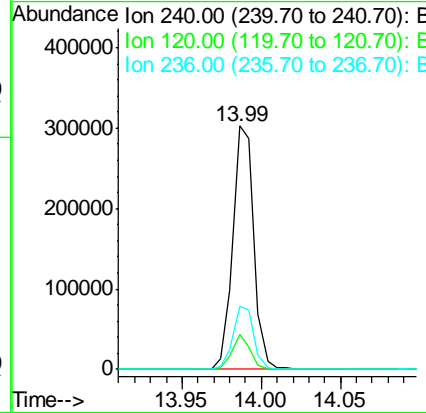
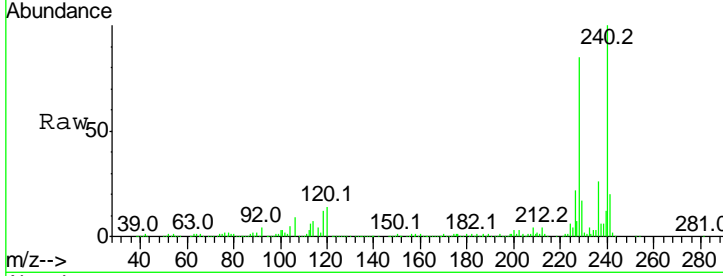




#75
 Chrysene-d12
 Concen: 20.000 ng
 RT: 13.99 min Scan# 2023
 Delta R.T. 0.00 min
 Lab File: BF101544.D
 Acq: 20 Dec 2017 2:16

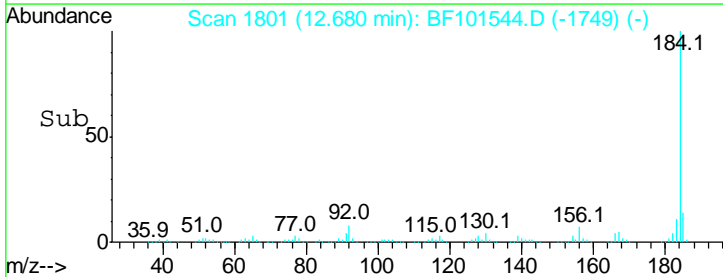
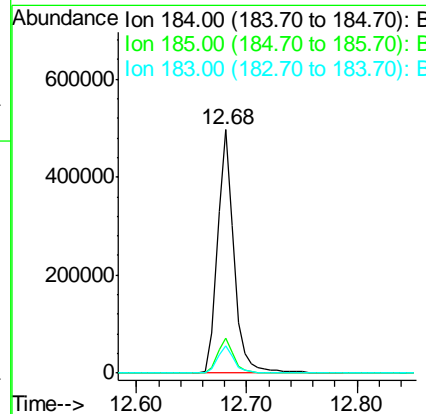
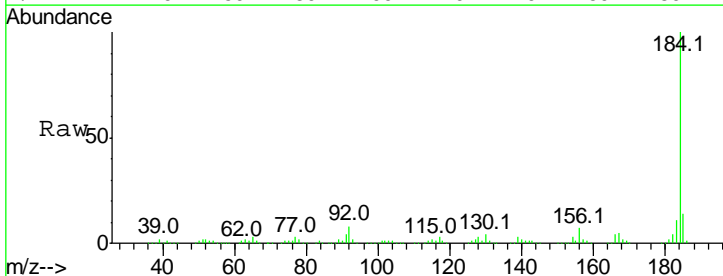
Instrument : BNA_F
 ClientSampleId : PB105156BSD

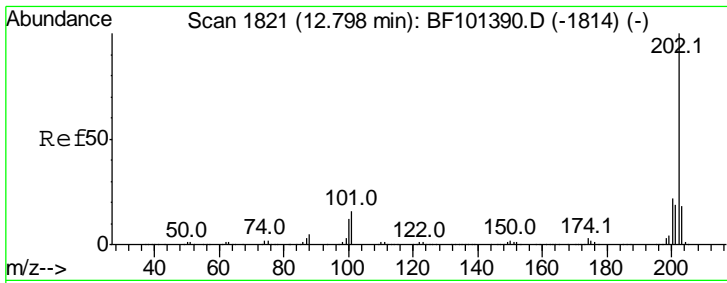
Tgt Ion	Resp	Lower	Upper
240	100		
120	14.3	9.5	14.3
236	26.1	20.7	31.1



#76
 Benzidine
 Concen: 43.129 ng
 RT: 12.68 min Scan# 1801
 Delta R.T. 0.01 min
 Lab File: BF101544.D
 Acq: 20 Dec 2017 2:16

Tgt Ion	Resp	Lower	Upper
184	100		
185	14.4	12.6	18.8
183	11.3	9.3	13.9



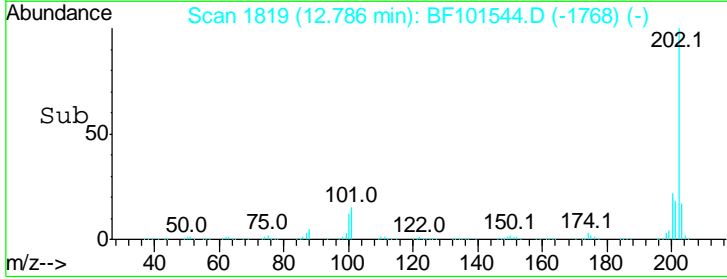
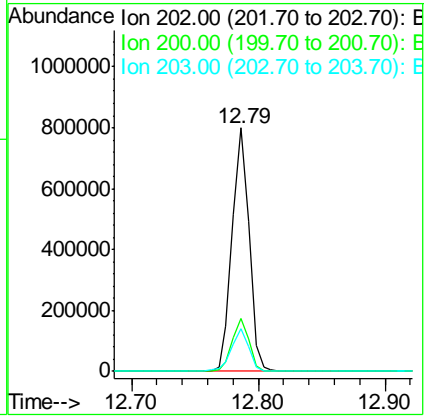
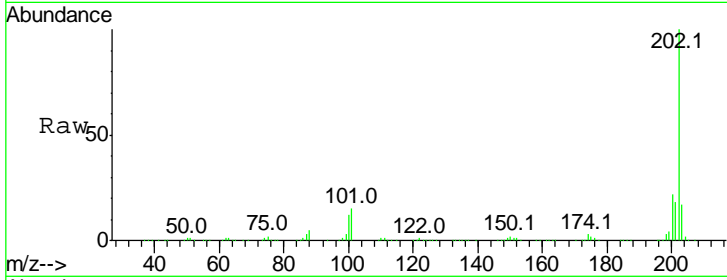


#77
 Pyrene
 Concen: 35.263 ng
 RT: 12.79 min Scan# 1819
 Delta R.T. 0.00 min
 Lab File: BF101544.D
 Acq: 20 Dec 2017 2:16

Instrument : BNA_F
 ClientSampled : PB105156BSD

Tgt Ion: 202 Resp: 735750

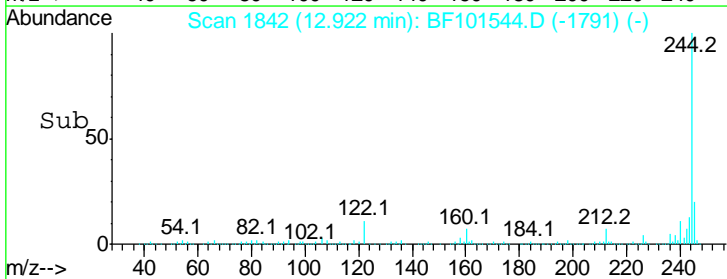
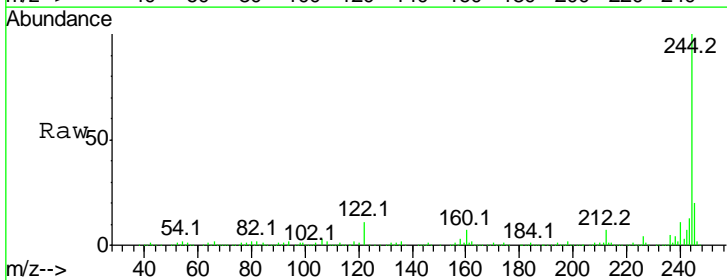
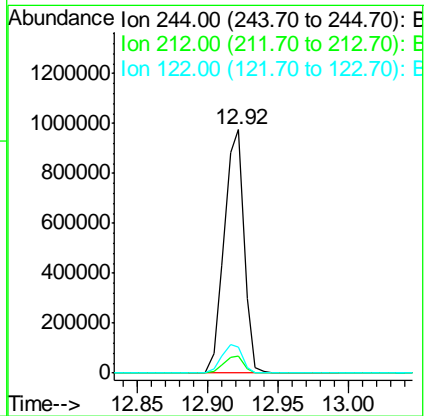
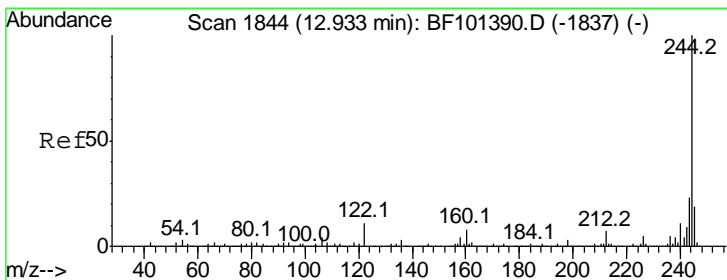
Ion	Ratio	Lower	Upper
202	100		
200	21.7	17.4	26.2
203	17.4	14.3	21.5

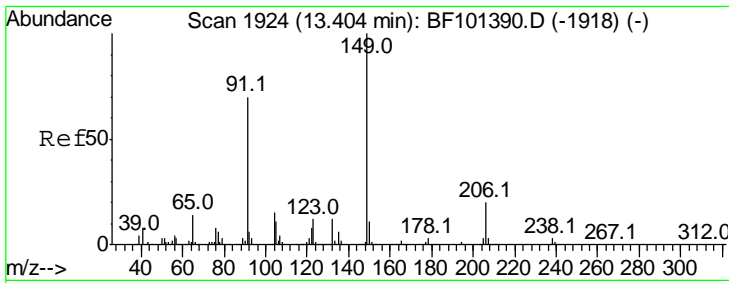


#78
 Terphenyl-d14
 Concen: 83.009 ng
 RT: 12.92 min Scan# 1842
 Delta R.T. 0.00 min
 Lab File: BF101544.D
 Acq: 20 Dec 2017 2:16

Tgt Ion: 244 Resp: 957265

Ion	Ratio	Lower	Upper
244	100		
212	7.0	5.4	8.0
122	10.9	11.0	16.4

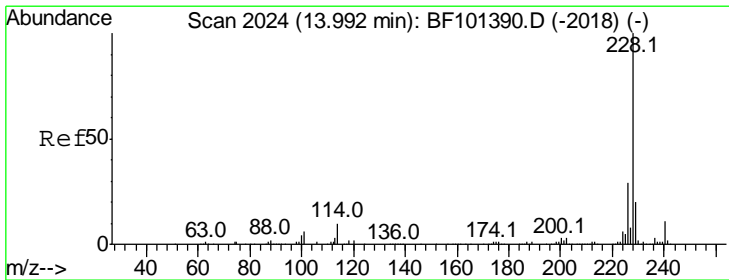
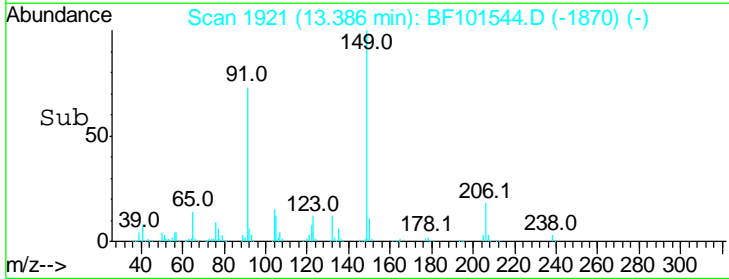
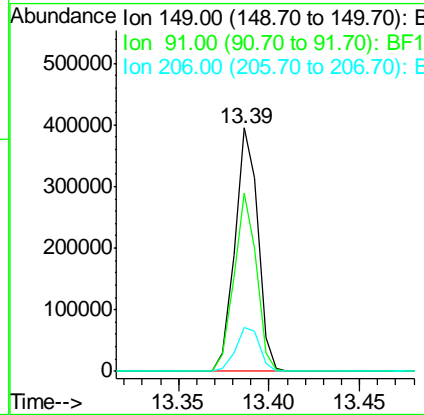
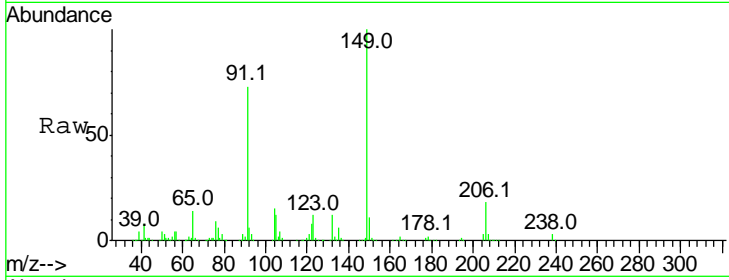




#79
 Butylbenzylphthalate
 Concen: 37.069 ng
 RT: 13.39 min Scan# 1921
 Delta R.T. 0.00 min
 Lab File: BF101544.D
 Acq: 20 Dec 2017 2:16

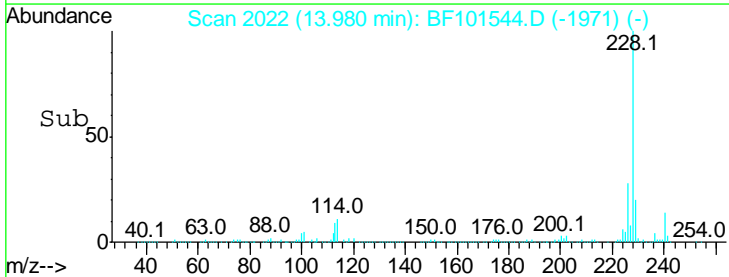
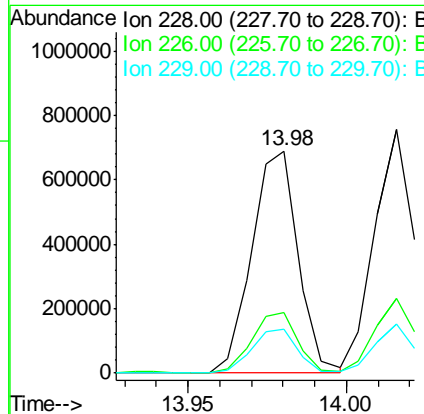
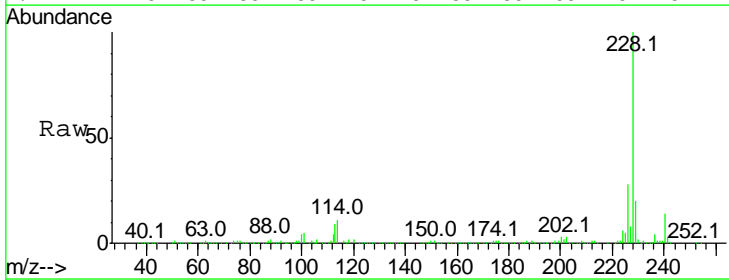
Instrument :
 BNA_F
 ClientSampleID :
 PB105156BSD

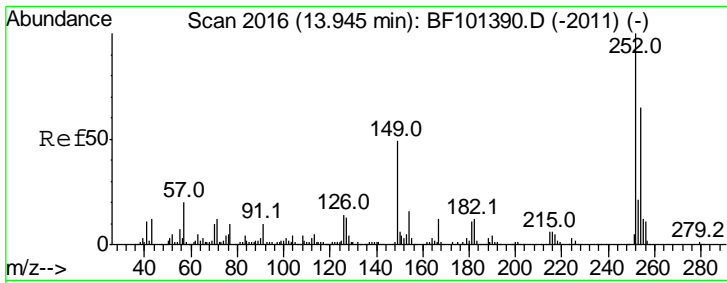
Tgt Ion	Resp	Lower	Upper
149	100		
91	73.2	56.8	85.2
206	18.3	14.1	21.1



#80
 Benzo(a)anthracene
 Concen: 38.057 ng
 RT: 13.98 min Scan# 2022
 Delta R.T. 0.00 min
 Lab File: BF101544.D
 Acq: 20 Dec 2017 2:16

Tgt Ion	Resp	Lower	Upper
228	100		
226	27.5	22.6	33.8
229	19.7	15.8	23.6

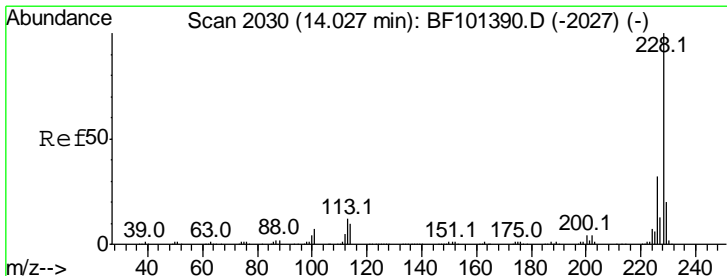
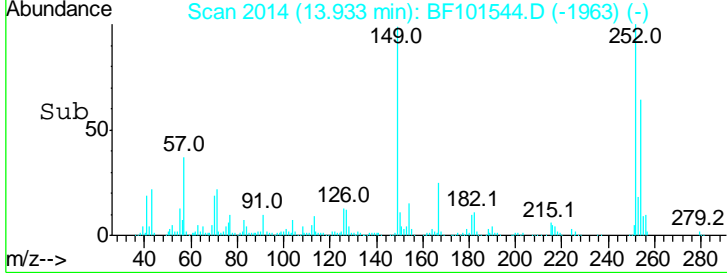
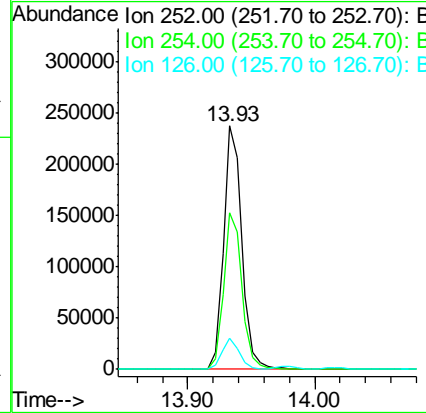
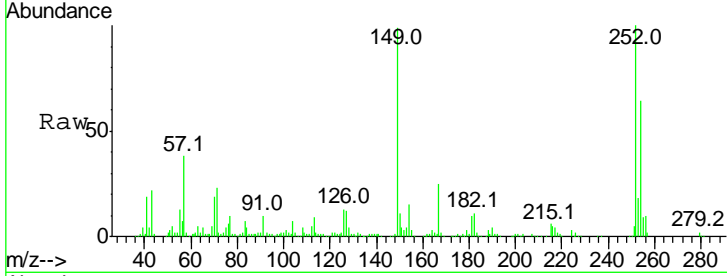




#81
 3,3'-Dichlorobenzidine
 Concen: 39.922 ng
 RT: 13.93 min Scan# 2014
 Delta R.T. 0.00 min
 Lab File: BF101544.D
 Acq: 20 Dec 2017 2:16

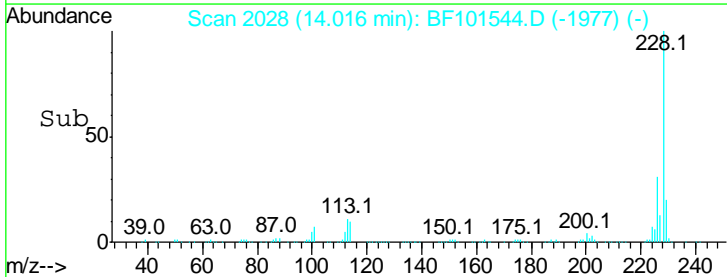
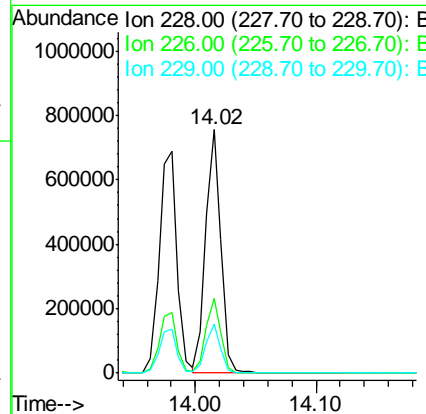
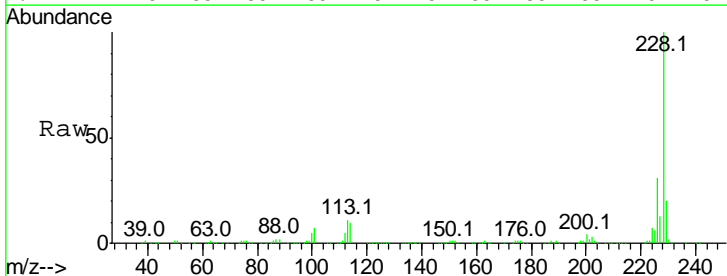
Instrument : BNA_F
 ClientSampleId : PB105156BSD

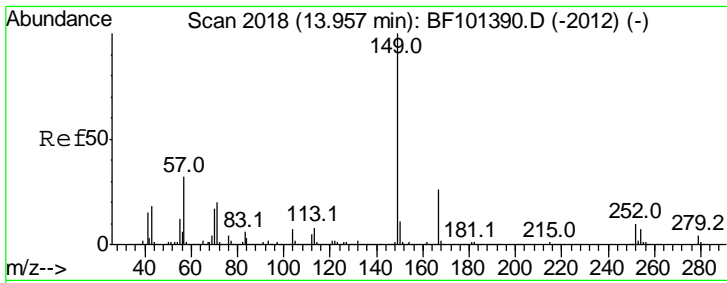
Tgt Ion	Resp	Lower	Upper
252	100		
254	64.2	50.4	75.6
126	13.0	11.3	16.9



#82
 Chrysene
 Concen: 38.380 ng
 RT: 14.02 min Scan# 2028
 Delta R.T. 0.00 min
 Lab File: BF101544.D
 Acq: 20 Dec 2017 2:16

Tgt Ion	Resp	Lower	Upper
228	100		
226	30.6	25.0	37.6
229	20.1	16.2	24.4

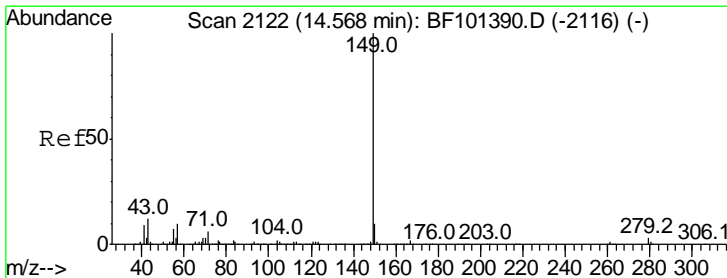
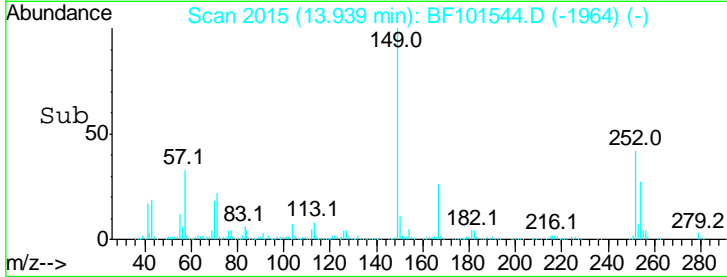
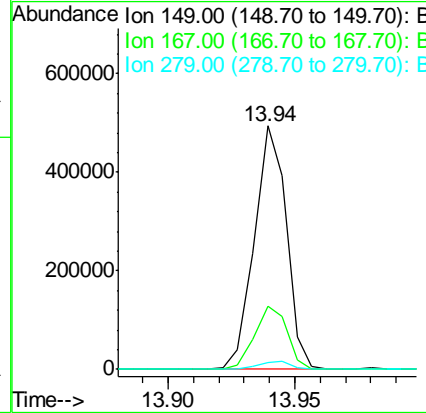
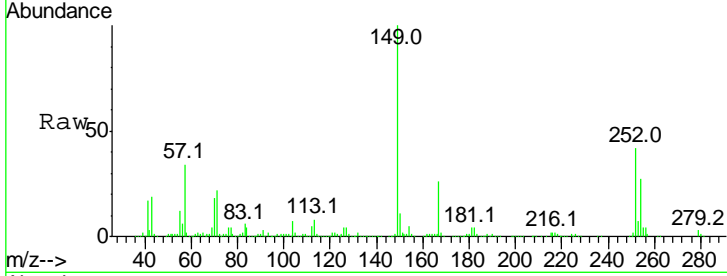




#83
 Bis(2-ethylhexyl)phthalate
 Concen: 36.629 ng
 RT: 13.94 min Scan# 2015
 Delta R.T. 0.00 min
 Lab File: BF101544.D
 Acq: 20 Dec 2017 2:16

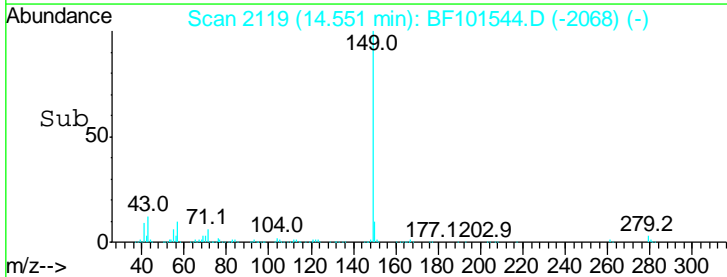
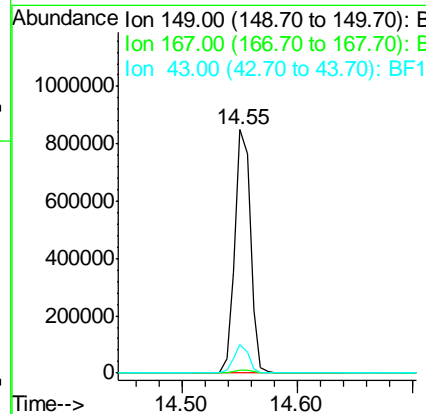
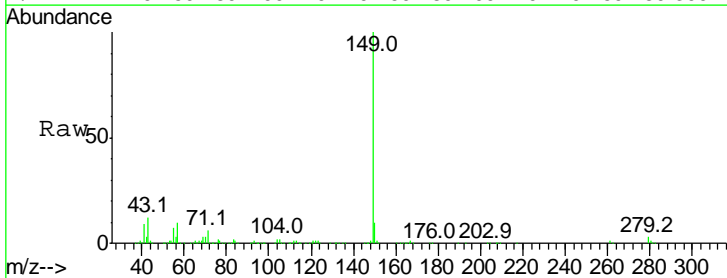
Instrument :
 BNA_F
 ClientSampleId :
 PB105156BSD

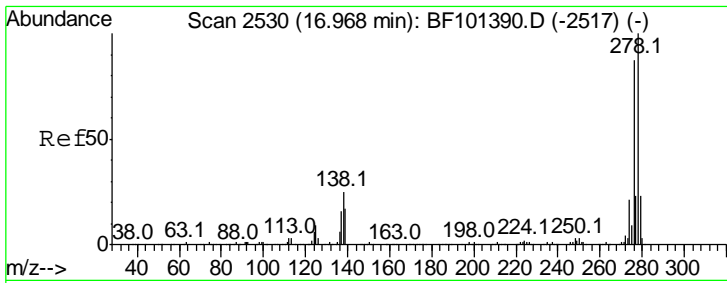
Tgt Ion	Resp	Lower	Upper
149	100		
167	25.9	21.3	31.9
279	2.9	3.0	4.4#



#84
 Di-n-octyl phthalate
 Concen: 37.628 ng
 RT: 14.55 min Scan# 2119
 Delta R.T. 0.00 min
 Lab File: BF101544.D
 Acq: 20 Dec 2017 2:16

Tgt Ion	Resp	Lower	Upper
149	100		
167	1.5	1.2	1.8
43	11.0	8.4	12.6

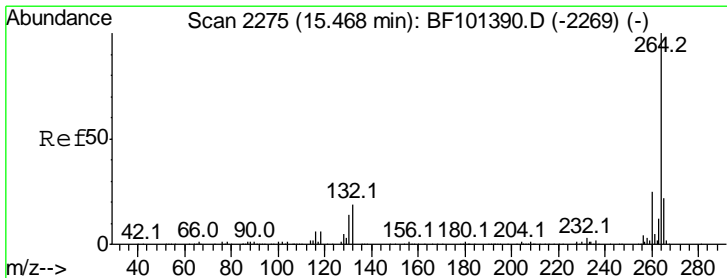
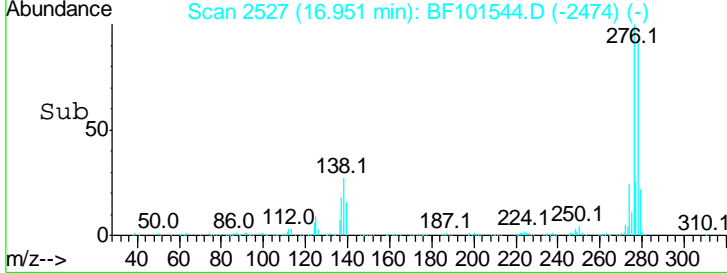
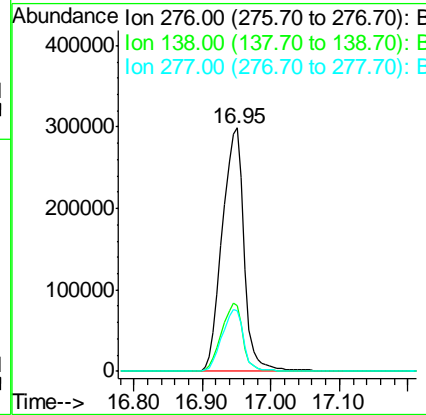
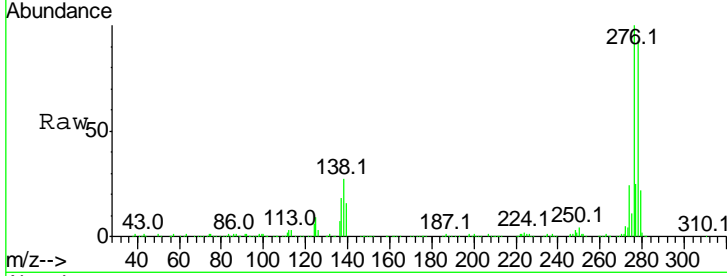




#85
 Indeno(1,2,3-cd)pyrene
 Concen: 43.001 ng
 RT: 16.95 min Scan# 2527
 Delta R.T. 0.01 min
 Lab File: BF101544.D
 Acq: 20 Dec 2017 2:16

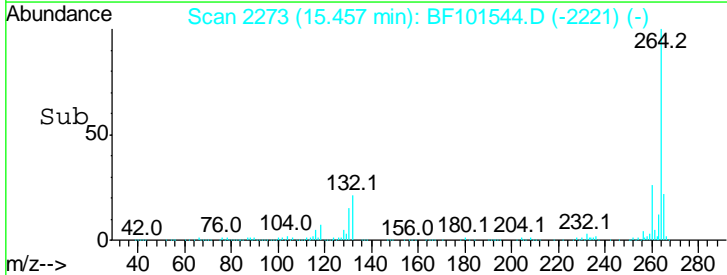
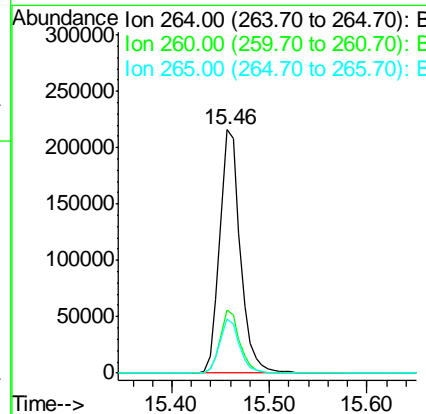
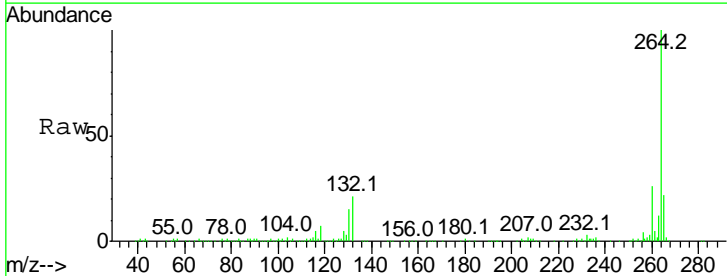
Instrument :
 BNA_F
 ClientSampleId :
 PB105156BSD

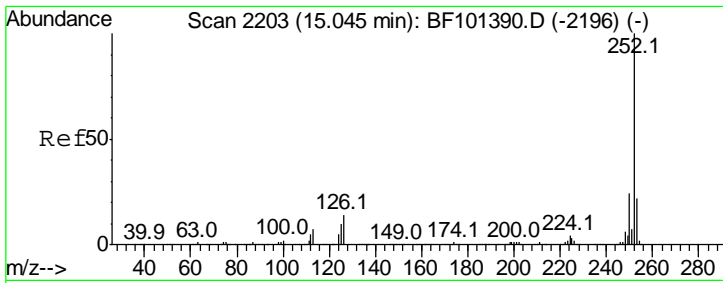
Tgt Ion	Resp	Lower	Upper
276	100		
138	27.8	25.0	37.6
277	25.2	20.1	30.1



#86
 Perylene-d12
 Concen: 20.000 ng
 RT: 15.46 min Scan# 2273
 Delta R.T. 0.01 min
 Lab File: BF101544.D
 Acq: 20 Dec 2017 2:16

Tgt Ion	Resp	Lower	Upper
264	100		
260	25.8	19.2	28.8
265	22.1	17.5	26.3



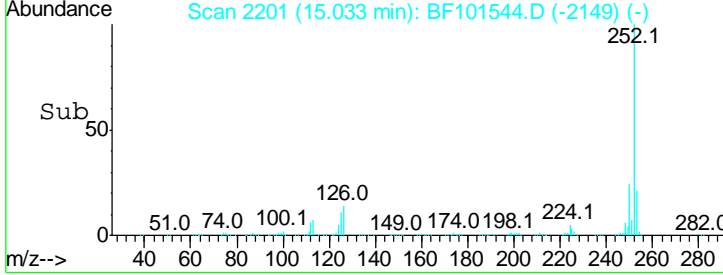
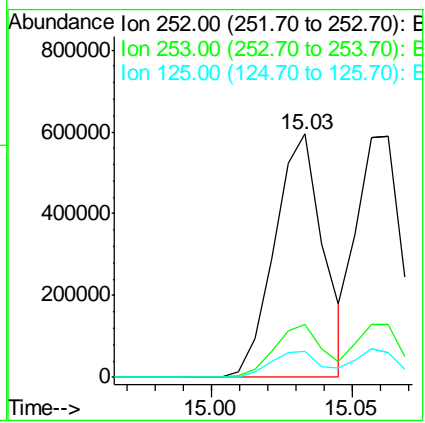
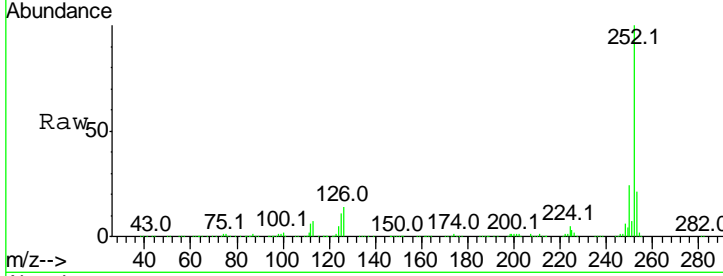


#87
 Benzo(b)fluoranthene
 Concen: 36.931 ng
 RT: 15.03 min Scan# 2201
 Delta R.T. 0.01 min
 Lab File: BF101544.D
 Acq: 20 Dec 2017 2:16

Instrument : BNA_F
 ClientSampleId : PB105156BSD

Tgt Ion: 252 Resp: 714646

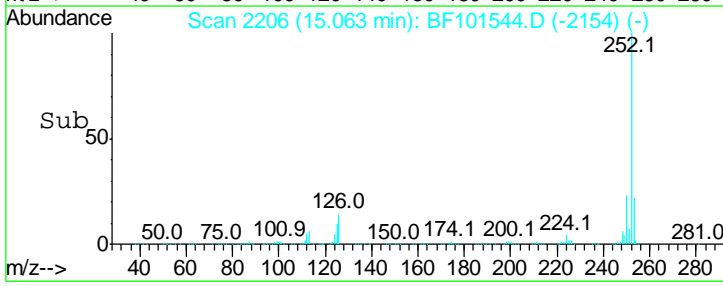
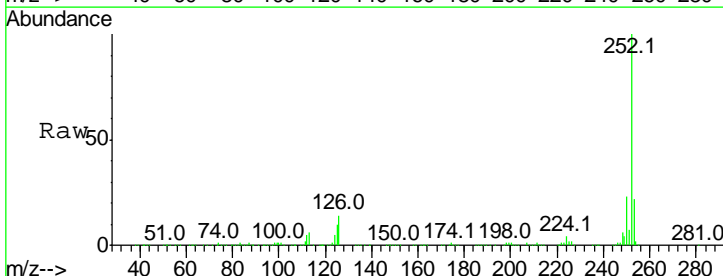
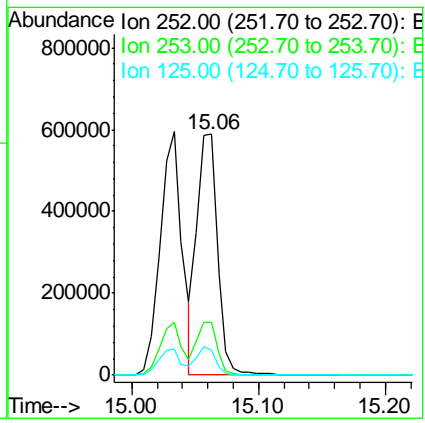
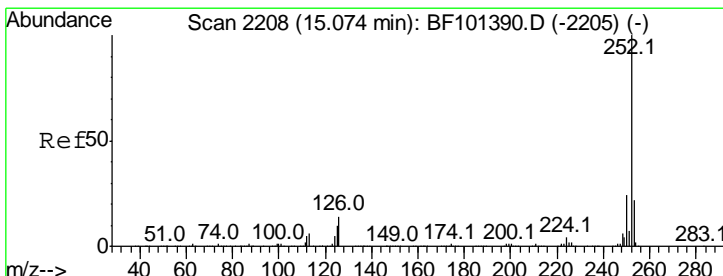
Ion	Ratio	Lower	Upper
252	100		
253	21.5	17.0	25.6
125	10.6	9.0	13.6

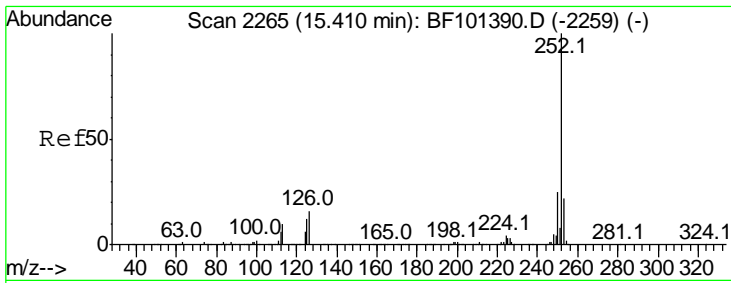


#88
 Benzo(k)fluoranthene
 Concen: 35.097 ng
 RT: 15.06 min Scan# 2206
 Delta R.T. 0.01 min
 Lab File: BF101544.D
 Acq: 20 Dec 2017 2:16

Tgt Ion: 252 Resp: 660312

Ion	Ratio	Lower	Upper
252	100		
253	22.2	17.9	26.9
125	10.2	10.2	15.2

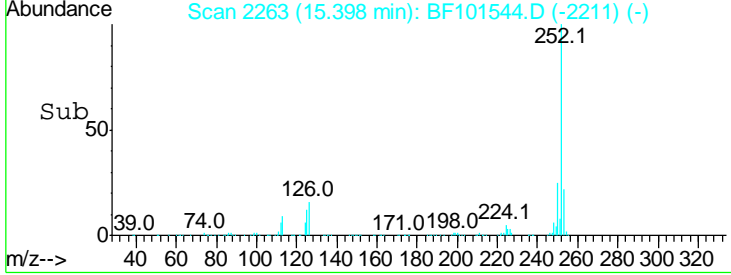
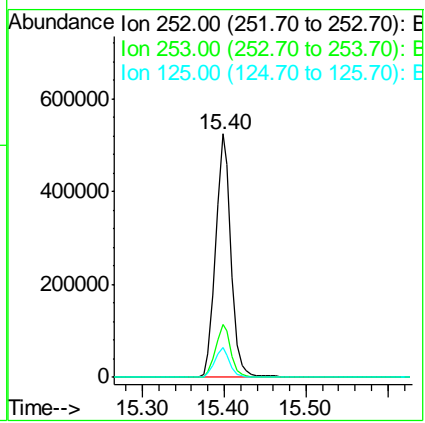
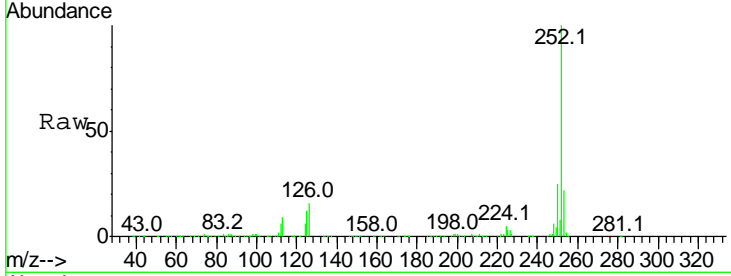




#89
 Benzo(a)pyrene
 Concen: 38.810 ng
 RT: 15.40 min Scan# 2263
 Delta R.T. 0.01 min
 Lab File: BF101544.D
 Acq: 20 Dec 2017 2:16

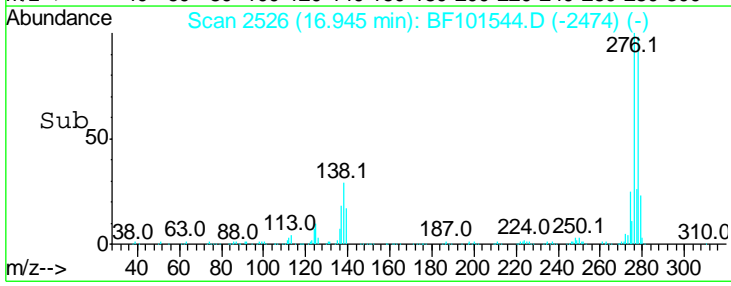
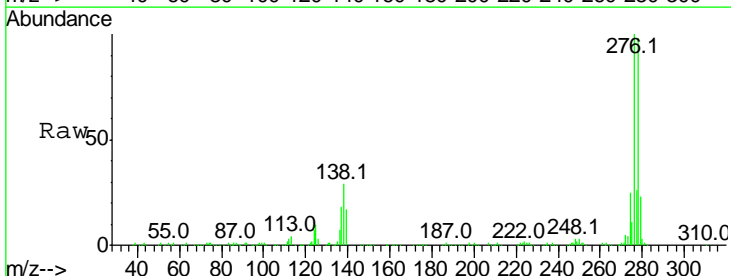
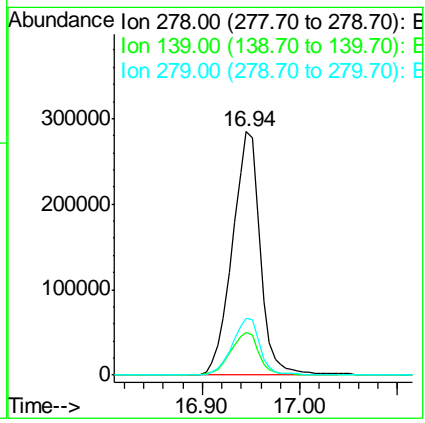
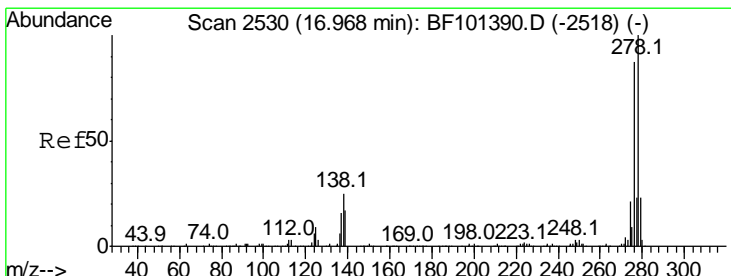
Instrument : BNA_F
 ClientSampled : PB105156BSD

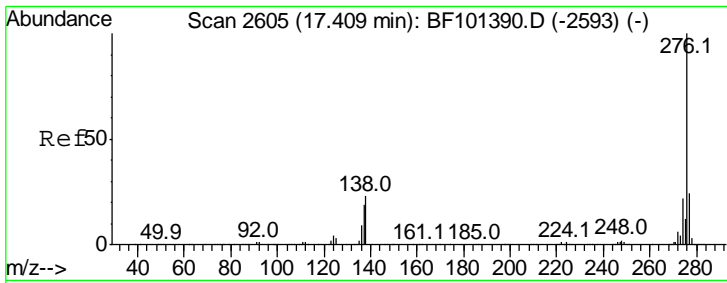
Tgt Ion	Resp	Lower	Upper
252	100		
253	21.9	17.1	25.7
125	12.2	9.8	14.6



#90
 Dibenzo(a,h)anthracene
 Concen: 36.894 ng
 RT: 16.94 min Scan# 2526
 Delta R.T. 0.01 min
 Lab File: BF101544.D
 Acq: 20 Dec 2017 2:16

Tgt Ion	Resp	Lower	Upper
278	100		
139	17.5	15.9	23.9
279	23.5	19.0	28.4





#91
 Benzo(a,h,i)perylene
 Concen: 35.168 ng
 RT: 17.39 min Scan# 2602
 Delta R.T. 0.01 min
 Lab File: BF101544.D
 Acq: 20 Dec 2017 2:16

Instrument :
 BNA_F
 ClientSampleId :
 PB105156BSD

Ion	Ratio	Lower	Upper
276	100		
277	23.9	17.9	26.9
138	24.3	21.8	32.8

